

2025 MINNESOTA TWINS MEDIA GUIDE



TABLE OF CONTENTS

All-Star Game		Home Run Data, continued		Target Field, continued	
Boxscores, '65, '85, '14	485-487	Last By Twins Pitcher	331	Information	462-463
Futures Game, Twins	484	Leadoff Homers, Twins Career	276	Firsts	464
Home Run Derby, Twins	484	Longest, Twins	232	Non-Baseball Events	466-468
Players, Twins	488	Longest Estimated, Target Field	162	Records	465
American League Leaders, Twins	307	Milestone, Twins	196	Renovations	475-479
Anniversary Teams		Three, Game	110	Seating Diagram	480-481
25th Season	510	Two, Game	277	Statuses	469
40th Season	510	Two, Inning	277	Target Field Station	474
All-Metrodome Team	511	IDEA Council	490	Trades, Twins 1961-2024	297-301
50 Greatest Twins	512	Interleague History, Twins	250	Last Trade With, Twins	301
Attendance Data		Logos, Twins	506	Uniforms	
Annual, Home/Road	255	Major League Baseball Directory	234	History of Uniforms	504-506
Consecutive Streaks	255	Media Policies		Sleeve Patches	507
Crowds of 50,000-plus	256	Regular Season	519	Uniform Numbers, All-Time Twins	291-296
Hammond Stadium, All-Time	524	Metrodome	509	Year in Review, 2024	
Home Highs	256	Metropolitan Stadium	508	At a Glance, Twins	232
Opponents' Highs in Minnesota	319	Minor Leagues		Extra-Inning Games	225
Target Field Top Attendance Figures	256	Affiliate History	415	Day-By-Day	220-222
Misc. Attendance Facts & Figures	255	Affiliates and Statistics	402-413	Designated Hitters, Twins	231
Awards		Awards, Twins, 2024	416-417	Final Stats	216
Robert O. Fishel Award	520	Bios, Minor League Coordinators	400-401	Highs & Lows	225
John Gordon Award	514	Bios, Players	421-459	Pacesetters, Twins	232
Killebrew Community Service Award	459	Dominican Academy	413-414	Transactions, Twins	226-229
Twins Annual	302-304	Organization Information	398	Vs. Left-handers	218
Twins Individual and Organization	305-306	Recap, 2024	399	Vs. Right-handers	219
Twins Tradition	7	Scouting & Minor League Directors	418		
BBWAA, Twin Cities Chairpeople and Chapter	520	Schedules, 2025	415		
Batting Data		Stadiums and Attendance	398		
Annual Team Figures	252	Opening Day			
Average, 300	266	Information	319, 324		
Career, Twins	272	Lineups	320-322		
Cycle Performances	176	Starters, Opening Day	322		
4+ & 6-Hit Games, Twins	275	Starts, Opening Day	322		
Hits, 200 in Season	259	Pitching Data			
Hitless Streaks	271	Annual Team Figures	253		
Hitting Streaks	274	Career, Twins	273		
Pinch-Hitting All-Time, Twins	231	Low-Hit Games	282		
Pinch-Hitting Yearly Leaders, Twins	53	Position Players	224		
Pitchers	346	Rookies, Top Ten	267-268		
Rookies, Top Ten	267-268	Scoreless Innings Streak, Twins Starters	258		
Top Ten, Season & Career	262-264	Shutout Information	283-284		
Twins Pinch-Hitters, 2024	231	Top Ten, Season & Career	265-266		
Yearly Leaders, Twins	274	20-Game Winners, Twins	281		
Bios		200 Innings Pitched, Twins	283		
Communications, Twins	521	Yearly Leaders	281		
Operations/Clubhouse/Performance Staff	38-44	Postseason			
Coaches, 2025 Twins	27-37	Boxscores & Stats	364-386, 392-395		
Front Office Executives	11-20	Clinching Dates	371		
Baldelli, Rocco	24-26	Records	387-390		
Players, 2024 Twins	47-214	Leaders, Batting/Pitching	391		
Pohlad, Jim	7	Records			
Pohlad, Joe	8	Date, Record By, 1961-24	270		
St. Peter, Dave	9	Franchise, 1901-2024	309-315		
Falney, Derek	9	Home & Road, Annual	271		
Zoll, Jeremy	18	Monthly, All-Time	269		
Broadcast		Twins Individual, Game	257		
Broadcasters, 2025	515-516, 518	Twins Individual, Season	260		
Radio Affiliates	514	Twins Team, Game	258-259		
Radio Production Crew	515	Twins Team, Season	261		
Spanish Language Radio Broadcast	516	Retired Numbers, Twins	491-493		
Television Production Crew	518	Roster			
Treasure Island Baseball Network	514	All-Time, Twins	285-290		
Teams, Year-by-Year	513	How Constructed, 2025 Roster	45		
Twins.TV	517	40-Man Spring, 2025	528-529		
Community, Twins	21	Invites, 2025	530		
Draft Picks, Twins First Round	419	Rules			
Draft, Twins 2024	420	Earned Runs	32		
Fielding Data		Qualifying Numbers	31		
Annual Team Figures	254	Rookie Qualifications	174		
Triple Plays	174	Saves	114		
Front Office Directory	2-6	Schedule			
Hall of Fame		2025 Regular Season	Inside Back Cover		
National Baseball Info	526-527	Target Field Workout	519		
Twins	494-503	Scouting Staff	418		
Home Run Data		Senators/Twins Franchise History	308-313		
By Position, 2024	223	Spring Training Information	522-525		
Both Sides of Plate, Twins	345	Lee Health Sports Complex	522		
Centerfield Suite Homers	361	Standings			
Grand Slams, Twins	278-279	Major League, 2024	217		
Grand Slam Records, Twins	279	Yearly, Twins	318		
Home & Road, Annual	276	Statistics, Twins, 1961-24	323-361		
In First Game	187	Target Field			
Individual Breakdown, 2024	223	Accolades	470-473		
Inning, 3-or-more	280	Concerts	468		
Inside-the-Park	277				

AREAS OF INTEREST

20 HR/20 SB, Twins	135
AL Central History	100
AL Central Records & Titles	16
Arizona Fall League, Twins	129
Baseball America Top 10 Prospects, Twins	125
Biggest Innings, Twins	120
Birthdays, Twins	69
Calculating Baseball Statistics	185
Clinching Dates, Twins	371
Coaches, 1961-25	31
Come From Behind Wins, Twins	35
Entire Career With Twins	273
Leaders by Games, Twins, All-Time	229
Longest Games By Inning, Twins	160
Longest Games By Time, Twins	153
Longest 9-Inning Game, Twins	224
Losing Streaks, Twins	160
Magic Number	352
Managers, 1961-25, Twins	26
Milestone Wins, Twins	183
Minnesota Natives, Twins	199
Miscellaneous Baseball Terminology	34
MLB.com Top 30 Prospects, Twins	58
Oldest Twins	28
Opposition, Top Hitters/Pitchers	249
Pitching and Hitting Coaches, Twins	27
Pronunciation Guide, Twins	44
RBI, 100-Plus Seasons	349
Record by Decade, Franchise	330
Roberto Clemente Award	120
Runs, Most Scored in a Game, Twins	107
Spanish Terminology	33
Straight Steal of Home, Twins	137
Ten-or-More Years with Twins	342
Twins Leadership History	12
Twins on Instagram	71
Twins on X	103
Winning Streaks, Twins	151
Wins, Consecutive vs. Opponent	350
Youngest Twins in Debut	17

MEDIA GUIDE SECTIONS

Front Office Directory/Bios	1-22
Coaches and Staff	23-46
Player Bios	47-214
2024 Year in Review	215-232
Opponents	233-250
History and Records	251-268
Year to Year	317-362
Twins in Postseason	363-396
Minor Leagues and Scouting	397-460
Target Field	461-482
All-Star Game	483-488
Miscellaneous	489-530

The 2025 Minnesota Twins Media Guide was researched, written and edited by Dustin Morse, Mitch Hestad, Matt Hodson, Nina Zimmerman, Mauricio Ortiz, Riley Hallinan, Victoria Monte, Justin Alpert, Randy Escabi and Dukes Knutson and is based on information available through February 24, 2025. All statistics were provided by Major League Baseball and are considered unofficial. Artwork courtesy of Micah Tweeten and Rachel Haselhorst. Images courtesy of Brace Hemmelgarn, Wayne Kiyduba, Sage Zipeito, Mike Jones, Getty Images, MLB Photos, Mortenson Construction and Populous. The information contained is copyrighted and prepared for the use of members of the media. Those wishing to use any of the enclosed material for commercial purposes should contact the Minnesota Twins Communications department.



MINNESOTA TWINS BASEBALL CLUB TARGET FIELD®



1 Twins Way

Minneapolis, MN 55403

Telephone (612) 659-3400

Ticket Information: (612) 33-TWINS or 1-800-33-TWINS

@Twins • facebook.com/twins • www.twinsbaseball.com

ADMINISTRATION

Control Owner.....	Jim Pohlrad
Executive Chair	Joe Pohlrad
President, Baseball & Business Operations	Derek Falvey
Strategic Advisor	Dave St. Peter
Executive Vice President, Baseball and Business Operations/Assistant General Manager.....	Daniel Adler
Executive Vice President, Chief Administrative Officer/Chief Financial Officer.....	Kip Elliott
Executive Vice President, Chief Revenue Officer.....	Sean Moore
Executive Vice President, General Manager.....	Jeremy Zoll
Senior Vice President, Chief Technology Officer.....	John Avenson
Senior Vice President, Sales & Revenue Operations	Mike Clough
Senior Vice President, Brand.....	Heather Hinkel
Senior Vice President, Operations	Matt Hoy
Senior Vice President, Chief Strategy Officer.....	Jason Lee
Senior Vice President, Communications & Public Affairs	Dustin Morse
Senior Vice President, Community Engagement.....	Nancy O'Brien
Senior Vice President, Human Resources	Leticia Silva
Vice President, Deputy General Counsel.....	Mari Guttman
Senior Counsel	Wyatt Littles, Marlo Miksche
Special Counsel.....	Mary Giesler
Senior Director, Ballpark Development and Planning	Dan Starkey
Senior Executive Assistant	Danielle Berg
Executive Assistant	Tina Flowers, Bridget Harrington
Special Assistants.....	Bert Blyleven, Dick Bremer, Rod Carew, Kent Hrbek, Jim Kaat, Tom Kelly, Tony Oliva

BASEBALL OPERATIONS

Assistant General Managers	Alex Hassan, Sean Johnson, Josh Kalk
Vice President, International Scouting & Special Advisor to Baseball Operations.....	Kevin Goldstein
Special Assistants to Baseball Operations.....	Michael Cuddyer, LaTroy Hawkins, Paul Molitor, Justin Morneau
Pitching Development & Acquisitions Specialist	Matt Daniels
Senior Advisor, Scouting.....	Deron Johnson
Senior Director, Team Travel	Mike Herman
Senior Director, Pro Personnel	Brad Steil
Director, Latin American Scouting & US Integration.....	Roman Barinas
Director, Baseball Operations.....	Nick Beauchamp
Director, Minor League Pitcher Development	Tommy Bergjans
Director, Player Education	Amanda Daley
Director, Baseball Technology.....	Sean Harlin
Director, Player Development.....	Drew MacPhail
Director, Minor League & High Performance.....	Brian Maloney
Director, Applied Analytics.....	Josh Ruffin
Director, Principal Research Lead, Baseball Research	Dane Sorensen
Director, Predictive Analytics.....	Kevin Wright
Assistant Director, Florida & Dominican Operations.....	Victor Gonzalez
Assistant Director, Baseball Operations.....	Hailey Leviton
Assistant Director, Pro Personnel	Navery Moore
Assistant Director, Amateur Scouting.....	Tim O'Neil
Assistant Director, Player Development.....	Frankie Padulo
Assistant Director, Research Lead, Scouting.....	Ezra Wise
Senior Manager, Amateur & International Scouting	Andreina Salas Guzmán
Manager, Minor League Operations.....	Jason Davila
Assistant Manager, Florida Operations	Cole Satterfield
Managers, International Scouting.....	Iván Verástica Mora
Manager, Baseball Technology-Major League.....	David Jeffrey

BASEBALL OPERATIONS (CONTINUED)

Manager, Baseball Technology-Minor League.....	Tyler Schmitz
Manager, Sports Science.....	Colin Robertson
Project Manager, Baseball Research.....	Ryan Wolfson
Biomechanists, Sports Science.....	Chris Curran, JJ Lamb
Coordinator, Pro Personnel.....	Sam Isenberg
Coordinator, Amateur & International Scouting.....	Annika Mau
Coordinator, Pro Personnel.....	Chris Mitchell
Coordinator, Advanced Scouting.....	Ross Seaton
Coordinator, Minor League Operations.....	Lisa Maria Tolentino
Senior Analyst, Baseball Research.....	Jake Bensky, Andrew Ettel
Senior Analytics Engineer, Core Research.....	Dorothy Leshner
Analytics Engineer, Core Research.....	Santiago Caride
Analyst, Baseball Research.....	Monica Williams
Analyst, Player Development.....	Chad Raines
Analyst, Player Development Research.....	Nihar Maskara
Analyst, Scouting Research.....	George Miller
Analyst, Sports Science.....	Chris Bailey
Assistant, Player Development.....	Ehire Adrianza

BALLPARK OPERATIONS

Vice President, Ballpark Operations.....	Dave Horsman
Senior Director, Facilities.....	Gary Glawe
Senior Director, Guest Experience.....	Patrick Forsland
Senior Director, Security.....	Jeff Beahen
Director, Ballpark Maintenance.....	Dana Minion
Director, Team Security.....	Charles Adams III
Head Groundskeeper.....	Larry DiVito
Manager, Field Maintenance.....	Jarad Alley
Manager, Guest Services.....	Michelle Bubon
Manager, Tours & Event Support.....	Ivan Cardona
Manager, Ballpark Operations.....	Ryan Heither
Manager, Event Security.....	Randy Hofstad
Manager, Building Security.....	Steve Sattig
Manager, Grounds.....	Trent Waters
Supervisor, Grounds Quality Control.....	Reid Olson
Supervisor, Tarp Crew.....	Ian Almqvist
Coordinator, Ballpark Operations.....	William Heise
Coordinator, Ballpark Tours.....	Kaitlyn Olson
Facilities Engineer.....	Ryan Rikkola
Maintenance Mechanics.....	Dan Deephouse, Aaron Goldenstein, Taylor McCabe
Master Electrician/Project Manager.....	Jason Bifulk
Electrician/Maintenance Mechanic.....	William Barnes
Maintenance Mechanic/Painter.....	Matthew Saros

BRAND PARTNERSHIPS/PREMIUM

Vice President, Brand Partnerships.....	Drew DeHart
Senior Director, Partnership Activation.....	Amelia Johnson
Senior Director, Commercial Revenue Strategy & Operations.....	Will Clayton
Senior Director, Suites & Premium Seating.....	P.J. Williams
Director, Broadcast Sales.....	Doug Beck
Director, Partnerships and Florida Business Development.....	Phylicia Douglas
Director, Brand Partnership Development.....	Chad Jackson
Senior Manager, Partnership Activation.....	Alexa Bartels
Senior Manager, Radio Partnerships & Administration.....	Amy Johnson
Senior Manager, Commercial Revenue Strategy & Research.....	Kevin Nelson
Senior Manager, Brand Partnership Development.....	Trevor Wallace
Manager, Florida Partnerships & Community Development.....	Kaitlyn Raile
Managers, Suites & Premium Sales.....	Todd Krulwich, Brayden Woodhead
Manager, Suites & Premium Seating.....	Emily Hagen
Account Managers, Partnership Activation.....	Kailyn Aronson, Austin Greenfield, Cole Vande Vegte
Suite & Premium Sales Executive.....	Gaby Kuehn
Account Specialist, Premium Activation.....	Shannon Stagliano
Account Specialist, Partnership Activation.....	Kaylin LeCroy

BROADCAST

Senior Director, Broadcast.....	Andrew Halverson
Radio Network Producer/Host.....	Mark Genosky, John Vittas
Radio Network Play-by-Play.....	Kris Atteberry
Radio Network Play-by-Play/Analyst.....	Dan Gladden, Paul Molitor, Glen Perkins
Television Play-by-Play.....	Cory Provus
Television Analysts.....	LaTroy Hawkins, Justin Morneau, Glen Perkins, Trevor Plouffe, Denard Span
Television Reporter.....	Audra Martin
Television Pre/Post Analyst.....	Tim Laudner
Television Pre-Post Host.....	Katie Storm
Spanish Radio Play-by-Play.....	Alfonso Fernandez
Spanish Radio Analyst.....	Tony Oliva

BUSINESS STRATEGY & ANALYTICS

Senior Director, Business Strategy & Insights.....	Brandon Johnson
Director, Revenue Analytics.....	Eric Gebeke
Senior Analysts, Business Intelligence & Analytics.....	Angela Hawkins, Jeffrey Yang
Manager, Strategic Fan Insights.....	Hannah Luehman
Analyst, Business Intelligence & Analytics.....	Owen Council

CLUBHOUSE

Equipment Manager.....	Rod McCormick
Visiting Clubhouse Manager.....	Marcus McKenzie
Assistant Manager, Home Clubhouse.....	Tim Burke
Assistant, Home Clubhouse.....	Frank Hanzlik
Head Performance Chef.....	Kyle McCleary
Performance Chef.....	Bob Schesso
Bullpen Catchers.....	Anderson De La Rosa, Connor Olson

COMMUNICATIONS

Director, Business Communications.....	Matt Hodson
Senior Manager, Baseball Communications.....	Mitch Hestad
Manager, Communications.....	Nina Zimmerman
Coordinator, Communications/Interpreter.....	Mauricio Ortiz
Coordinator, Authentics.....	Jay Bendfeldt
Team Curator.....	Clyde Doepner

COMMUNITY ENGAGEMENT

Senior Director, Community Engagement & Executive Director, Minnesota Twins Community Fund.....	Kristin Rortvedt
Senior Director, Community Engagement & Inclusion.....	Eric Hudson
Director, Community Engagement/Events.....	Julie Vavruska
Manager, Community Impact.....	Hannah Bremer
Manager, Youth Engagement.....	Chelsey Falzone
Manager, Mascot Programs.....	Steven Alexander
Senior Coordinators, Community Engagement.....	Kobi Allen, Viridiana Arevalo Martinez
Coordinators, Community Engagement.....	Mackenzie Bongard, Wesley Jones, Rachel Snyder
Mascot Assistant.....	Cullen Wiley

FINANCE, PROCUREMENT & OFFICE SERVICES

Vice President, Finance.....	Andy Weinstein
Senior Director, Procurement.....	Bud Hanley
Senior Director, Finance.....	Lori Windschitl
Director, Finance.....	Matt Fernholz
Senior Manager, Financial Planning & Analysis.....	Mike Kramer
Senior Manager, Procurement.....	Mike Sather
Senior Manager, Ticket Accounting.....	Jerry McLaughlin
Senior Accountant.....	Lyndsey Taylor
Manager, Office Services.....	Nora Lund
Senior Coordinator, Accounts Payable.....	Amy Fong-Christianson
Coordinator, Procurement.....	Danielle Jorgenson
Associate, Office Services.....	Alex Fisher

HUMAN RESOURCES

Senior Director, Compensation & Benefits	Lori Beasley
Director, Inclusion & People Development	Cecilia Lettner
Director, Human Resources	Jen Lundquist
Senior Human Resources Generalist	Holly Corbin
Senior Administrator, Payroll	Molly Partyka
Human Resources Specialist/Recruiter	Emily van der Hagen
Analyst, HRIS	Katy Maring
Senior Coordinator, Human Resources	Rafael Lewis

BRAND MARKETING

Senior Director, Game Day Experience	Sam Henschen
Senior Director, Brand Marketing	Becky Holten
Director, Social & Event Marketing	Brea Prokop
Director, Marketing Promotions & Special Events	Heather Rajeski
Director, Creative Productions & Content	Jake Schmidt
Director, Project Management & Creative Services	Corrina Wertzberger
Senior Manager, Game Day Experience & Design	Jeremy Loosbrock
Senior Manager, Owned Digital Marketing	Mac Slavin
Manager, Scoreboard & Event Production	Garrett Glatz
Manager, Content & Photography	Brace Hemmelgarn
Manager, Paid Marketing & Content	Abby Martinson
Manager, Video Production	Peter Nelson
Manager, Post-Production & Motion Graphics	Matt Semke
Graphic Designers	Rachel Haselhorst, Micah Tweeten
Senior Coordinator, Video Production	Daniel Coomey
Senior Coordinator, Social Media	Kassie Dunnihoo
Senior Coordinator, Motion Graphics	Robin Hauske
Coordinator, Video Content	Kamdyn Fogo
Coordinator, Brand Marketing	Sadie Keller
Public Address Announcer	Adam Abrams

MEDICAL & PERFORMANCE STAFF

Director, Medical High Performance	Dr. Chris Camp
Medical Director, Emeritus	Dr. John Steubs
Orthopedic Physicians	Dr. Gary Fetzer, Dr. Fabian Meta, Dr. Corey Wulf
Internal Medicine Physicians	Dr. Amy Beacom, Dr. Rahul Kapur, Dr. David Olson, Dr. Diana Cowdrey
Director Sports Psychology	Dr. Justin Anderson
Associate Director, Sports Psychology	Dr. Ben Merkling
Mental Wellness Lead	Eiron Sanchez
Mental Performance Lead	Luis Torres
Mental Performance Consultant	Hana DeGuzman
Head Athletic Trainer	Nick Paparesta
Assistant Major League Athletic Trainers	Masamichi Abe, Jason Kirkman
Director, Strength and Conditioning	Ian Kadish
Major League Physical Therapist	Christian Hintz
Director, Minor League Medical Services	Bryan Housand
Coordinator, Minor League Medical Administration	Chad Jackson
Coordinator, Latin American Medical Administration	Axel Lopez
Minor League Physical Therapists	Nick Coberly, Danny DiGregorio, Danielle Honnette
Massage Therapist	Kelli Bartley
Performance Dietician	Lilly Araujo
Coordinator, Nutrition	Isabella Burrola

TECHNOLOGY

Vice President, Baseball Systems	Jeremy Raadt
Senior Director, Business Systems	Wade Navratil
Senior Director, Information Security	Robert Jacoby
Director, Network Services, Technology Infrastructure	Tony Persio
Director, Technology Services, Technology Infrastructure	Ryan Schmit
Director, Data Engineer, Business Systems	Jason Neubauer

TECHNOLOGY (CONTINUED)

Director, Data Engineer, Baseball Systems.....	Hans Van Slooten
Director, Customer Data Strategy & Architecture, Business Systems	Lisa Moschkau
Senior Manager, Business Systems	Shelley Andrew
Lead Data Engineer, Baseball Systems	Jared Parish
Lead Software Engineers, Baseball Systems	Josh Kragness, Nick Winegar
Senior Software Engineer, Baseball Systems.....	Anthony Metcalfe
Senior Developer, Business Systems	Alex Lyzhof
Senior Data Engineer, Business Systems	Michael Clark
Developer, Business Systems	Heather Bjoin
Technology Systems Administrator	Bilal Ghandour
Cloud Engineer, Technology Infrastructure	Alex Manton
Data Quality Engineer, Baseball Systems.....	John Edman
Data Engineer, Business Systems	Lin Pierce
Engineer, Production Technology	Blake LaBarre
Technology Operations Specialists	Savella Anthony, Jack Olson
Software Engineer, Baseball Systems	James Barber
Junior Data Engineer, Baseball Systems	Kenyon Nystrom

TICKET OPERATIONS

Vice President, Ticket Operations	Paul Froehle
Senior Director, Ticket Operations/Technology	Mike Stiles
Senior Manager, Ticket Operations/Special Events	Ashley Geldert
Senior Manager, Ticket Operations/Solutions	Colleen Seeker
Senior Manager, Ticket Operations/Technology	Kelton Splett
Manager, Call Center/Fan Services	Chris Frogge
Manager, Ticket Operations	Nick Doncits
Associates, Ticket Operations.....	Jon Arends, Aaron Detert
Associate, Call Center	Kris Mitchell

TICKET SALES & SERVICE/TARGET FIELD EVENTS

TICKET SALES & SERVICE

Senior Director, Ticket Strategy & Membership Development.....	Rob Malec
Senior Director, Ticket Sales & Service	Craig Gumz
Director, Membership & Group Sales	Phil McMullen
Director, Acquisition	Bryan Van Den Bosch
Manager, Group Sales & Service	Luis Breazeale
Manager, Business Development	Jeff Hackenmueller
Manager, Consumer Sales	Jack Heruth
Manager, Business Membership & Service.....	Alex Hover
Manager, Consumer Membership & Service	Cory Johnson
Senior Business & Consumer Sales Executive	Ben Gorman
Senior Business Development Executives.....	Quinn Hammond, Luke Phifer
Senior Group Sales & Service Executive	Peter Farley
Senior Membership & Sales & Service Executives	Brian Bessler, Andrea McLaughlin, Nick Sarnicki
Business Development Executives	Tyrone Mattison
Group Ticket Sales & Service Executives	Nate Anderson, Jake Langer, Liz Pilarski, Ryan Thomson
Membership & Service Executives	Victoria Cole, Shea Swanson
Consumer Sales Executives.....	Gabe Abraham, Aliyah Grote-Hirsch, Andrew Praml, Major Postma, Ashley VanKempen
Membership Experience Specialist	Jenna Hill
Coordinators, Ticket Sales & Service	Anna Hren, Jackson Kirchoff
Consumer Sales Representative.....	Megan Chenier, Ben Yoch

TARGET FIELD EVENTS

Director, Target Field Events.....	Quinn Handahl
Senior Manager, Event Services	Lauren Harvey
Manager, Event Sales	Alyssa Gabler
Coordinator, Target Field Event Services	Brenda Wu
Associate, Target Field Events	Grace Rogers
Associate, Event Sales	Kennedy Steidl



JIM POHLAD

CONTROL OWNER



2025 marks Jim Pohlad's 42nd season with the Minnesota Twins, owned by the Pohlad family since 1984. Jim continues to be involved in Twins as the Control Owner, serving as the club's primary liaison with Major League Baseball.

In addition to his work with the Twins, Jim is the Chair of the Pohlad Investment Committee and serves on several committees for Major League Baseball.

Through his role on the board of the Pohlad Family Foundation, Jim is engaged in programs that work to reduce disparities among families and youth experiencing homelessness in the Twin Cities. In past years, he has supported and provided leadership to the Greater Twins Cities United Way, Minneapolis Institute of Arts, the Greater Minneapolis Chamber of Commerce, The Minneapolis Foundation and Park Nicollet Health Services

and Melrose Institute.

Jim resides with his family in the city of Minneapolis.



★ THE TWINS TRADITION ★

PASSION

We come from diverse backgrounds and are united by the common bond of baseball. We are committed to winning on the field, delighting our fans, and growing the game that we love.

HUSTLE

Every day, we bring it – effort, pure and simple – on and off the field. We never give up.

HEART

Our team is compassionate, loyal and authentic. We are devoted to giving back to Twins Territory and inspiring each member of our community.

FUN

From our clubhouse to our front office, we strive to deliver magic moments that bring unbridled joy to everyone throughout Twins Territory.

TWINS TRADITION AWARD

Given annually to a Twins employee who best exemplifies the four pillars of the Twins Tradition.

2012 – Jim Rantz, Senior Director of Minor League Operations

2013 – Lori Beasley, Director of Payroll

2014 – Patrick Forsland, Director of Guest Services

2015 – Mike Stiles, Director of Box Office

2016 – Beth Vail Palm, Manager of Marketing Communications

2017 – Larry DiVito, Head Groundskeeper

2018 – Bilal Ghandour, Technology Operations Specialist

2019 – Chelsey Falzone, Community Relations Coordinator

2020 – Sam Henschen, Director of Game Day Experience

2021 – Leticia Silva, Senior Vice President of Human Resources

2022 – Laura Day, Executive Vice President, Chief Business Officer

2023 – Jeremy Raadt, Vice President, Baseball Systems

2024 – Drew Halverson, Senior Director, Broadcast





JOE POHLAD

EXECUTIVE CHAIR



Joe Pohlada, who has served on the Pohlada Companies' Board of Directors since 2023, was named Executive Chair of the Minnesota Twins in November 2022. Joe provides day-to-day leadership, oversight and strategic guidance for the Twins' baseball and business operations.

During his first year as Executive Chair, Joe was instrumental in establishing, and now bringing to life, the organization's innovative new mission: To set the standard for a modern sports and entertainment brand that shapes a better tomorrow for all. At the league level, he is a member of Major League Baseball's Long-Range Planning Committee.

Currently in his 19th season with the Twins, Joe began his Pohlada Companies career with the club in 2007. He has held various positions within the organization, including in

the areas of baseball operations, marketing and communications. As Executive Vice President, Brand Strategy & Growth from 2018-22, he had oversight of the club's brand marketing, content production, game day experience and innovation. Joe also spearheaded the creation of the Twins Accelerator program and led the development of the Twins' new marks and uniforms – which debuted to widespread acclaim in 2023. He was named to *Twin Cities Business'* list of "100 People to Know" in 2020 and 2024.

In 2015, Joe became CEO of Go Media, home to radio station Go 96.3. Under Joe's leadership, Go Media diversified its format and reach in the Twin Cities region. He led the transition of 96.3 from a classic rock and Twins Baseball format to modern alternative and, with the purchase of 95.3, launched a modern hip hop station in 2016.

Joe joined the Pohlada Foundation Board of Directors in 2017 and, along with his cousin Kiki, became the first grandchildren of Carl and Eloise to serve in this role. Upon its creation in 2020, he joined the foundation's Racial Justice Grants Committee, which plays a key role in advancing its Racial Justice program.

A Twin Cities native, Joe graduated from Stonehill College in Easton, MA with a B.A. in communications.

Joe resides in Edina, MN, with his wife, Sara, and their sons, Sam, Noah and Issac.





DEREK FALVEY

PRESIDENT, BASEBALL & BUSINESS OPERATIONS



Derek Falvey was named President, Baseball and Business Operations on March 3, 2025 after leading the club's baseball operation for eight seasons (2017-24), serving in the role of President, Baseball Operations from 2019-24 and Executive Vice President, Chief Baseball Officer from October 2016 through the 2019 season. Falvey succeeds Dave St. Peter after 22 years as club President.

As a member of the Twins' executive leadership team, Falvey has been instrumental in accelerating the club's organization-wide commitment to employee growth, development and mental health. Falvey has also been an active partner in evolving the club's strategic planning process, focus on innovation and dedication to community engagement.

In his role on the baseball side, Falvey is responsible for establishing the vision and related strategies for the club's baseball operations. Specifically, he oversees all aspects of the department, including: the major league team, coaches and support staff; contract negotiations; player development; scouting; research and development; medical; and communications. On the business side, he oversees the team's day-to-day operations, strategic planning and interaction with Major League Baseball.

During Falvey's tenure leading the baseball operations department, the Twins have gone 620-574 (.519), resulting in Minnesota recording the 10th-most wins in Major League Baseball over those eight seasons. Additionally, under Falvey, the team reached the postseason four times, winning the American League Wild Card in 2017 and the American League Central Division in 2019, '20 and '23. Derek guided a reshaping of Minnesota's major league club prior to the 2019 season, which began with the hiring of manager Rocco Baldelli, who has led the Twins to a record of 457-413, the fifth-most wins in the American League in that span. In addition, the 2019 Twins posted a record of 101-61 for the second-most wins in Twins/Senators franchise history, trailing only the 1965 club that finished 102-60. Additionally, he was named to Twin Cities Business' list of "100 People to Know" in both 2017 and 2018.

Falvey's career in baseball started with Cleveland in November 2007 when he began an internship in Baseball Operations. In his first three years with the now-Guardians franchise, Derek assisted both the Amateur and International Scouting departments, before spending the 2011 season as Assistant Director of Baseball Operations. He was promoted to Director of Baseball Operations in December 2011, then elevated to Assistant General Manager in 2016.

During his time in Cleveland, Derek assisted President of Baseball Operations Chris Antonetti and General Manager Mike Chernoff in all areas of baseball operations, including financial, statistical, and contractual dealings, and also contributed to all aspects of professional and amateur player procurement and development. He also oversaw the advance scouting process and worked closely with manager Terry Francona and the major league coaching staff to assist in the day-to-day management of major league operations.

Derek played baseball at Trinity College in Hartford, CT, where he earned a degree in economics in June 2005. After graduating, Falvey returned home to the Boston, MA area, where he worked until joining the Cleveland organization.

Derek resides in Edina, MN, with his wife, Meghan, their sons, Jack and Ryan, and daughter, Brynn.





DAVE ST. PETER

STRATEGIC ADVISOR



One of the most consequential executives in Twins and recent Minnesota sports history, Dave St. Peter shifted to the role of Strategic Advisor on March 3, 2025 after a 22-year tenure as club president. St. Peter, who originally joined the organization in 1990, was named the fourth president in Minnesota Twins history in November 2002 and assumed the Chief Executive Officer title in December 2016, will continue to partner with the Pohlad family, Derek Falvey and Twins executive leadership to provide guidance on a range of key development issues, including the continued long-term evolution of Target Field and the club's new broadcast partnership with Major League Baseball media, among others.

St. Peter's monumental tenure as club president saw the Twins organization reestablish itself in the hearts and minds of Minnesotans with an on-field resurgence in the early 2000s; ensure its long-term future in the state with the construction, operation and ongoing improvement of the award-winning Target Field; serve as a primary catalyst for the emergence and evolution of Minneapolis' North Loop area; become a recognized industry leader for community engagement and environmental stewardship; reward fans with innovative, best-in-class experiences; empower its employees to grow and thrive; and reemerge in recent seasons as a perennial Postseason contender.

St. Peter helped foster a model public-private partnership with Hennepin County and the Minnesota Ballpark Authority to drive the approval, design, construction, opening and continued development of Target Field. One of the most unique and spectacular venues in MLB, the Twins' home ballpark welcomed a franchise-record 3.2 million fans in 2010, was honored as the 2011 Sports Facility of the Year by *Sports Business Journal*, was lauded by ESPN as having the best stadium experience in all of professional sports, and continues to be nationally recognized as a premier sports and entertainment venue entering its 16th year.

St. Peter's leadership was also instrumental in securing the 2022 Discover NHL Winter Classic® for Target Field, a New Year's Day extravaganza described in the *Star Tribune* as a "postcard for Minnesota"; construction of a new player-development Academy in the Dominican Republic; hosting the 2014 Major League Baseball All-Star Game, which earned finalist honors from *Sports Business Journal* for "Event of the Year"; expansion of the Lee Health Sports Complex in Fort Myers, FL — named *Ballpark Digest*'s 2015 "Major Ballpark Renovation of the Year"; and in crafting a partnership with Hennepin County for the design and programming of Minnesota's award-winning intermodal transit hub — Target Field Station. In 2020, St. Peter led the Twins' effort to build a new, player development-focused partnership with the St. Paul Saints.

The 2025 season marks St. Peter's 36th with the Twins. He joined the organization as an intern in 1990 and over his first decade with the franchise held a variety of positions including Pro Shop Manager, Communications Manager, Vice President of Corporate Communications and Senior Vice President of Business Affairs. St. Peter has been a passionate advocate behind the efforts to make the Twins a more inclusive organization; the significant growth of the award-winning Minnesota Twins Community Fund and its focus on growing the games of baseball and softball; development of the team's "Magic Moments" customer service initiative and the nationally-lauded "Go Twins, Go Green" environmental stewardship program; the club's new broadcast partnership with MLB Media and the expansion of the Treasure Island Baseball Network; and efforts to celebrate the rich history of the Washington Senators/Twins franchise as underscored by expansive alumni engagement — including the creation of the Twins Hall of Fame.

The "Twins Tradition" of Passion, Hustle, Heart and Fun has flourished under St. Peter's leadership. During St. Peter's 22 years as president, the Twins organization advanced to Postseason play 10 times, was twice named "Organization of the Year" by *Baseball America* (2002 and '04), was the collective 2006 *Star Tribune* "Sportsperson of the Year" and honored by the publication seven times as one of the "Top 100" workplaces in Minnesota, was recognized by the U.S. Green Building Council with a 2019 Greenbuild Leadership Award, and was a finalist for *Sports Business Journal*'s 2019 "Team of the Year" Award, among many other accolades.

Individually, St. Peter has been named to *Sports Business Journal*'s and *Minneapolis/St. Paul Business Journal*'s "Forty under 40" lists. In 2018, he was recognized by the Positive Coaching Alliance as Minnesota's Triple-Impact Competitor Business Executive of the Year. In 2022, Northern Star Scouting recognized St. Peter with the Spurgeon Award in appreciation for service as a role model for youth through career excellence and community service.

At the league level, St. Peter serves as a member of the MLB Media Board as well as a Trustee on the MLB Player Pension Committee. Over the years he has also been active with a variety of civic and nonprofit organizations including the Minneapolis Downtown Council, the Minneapolis Regional Chamber of Commerce, Meet Minneapolis, Athletes Committed to Educating Students (ACES), YMCA of the North, Ronald McDonald House, Pitch In For Baseball & Softball, Park Nicollet Foundation and the Bob Allison Ataxia Research Center. St. Peter currently co-chairs Minnesota Sports & Events, sits on the Steering Committee for the Minneapolis Downtown Council's Vision 2035, and serves on the Boards for the Minnesota Business Partnership and the University of North Dakota Alumni Association Foundation.

St. Peter was born in Bismarck, North Dakota, and graduated from the University of North Dakota in 1989. Dave has three grown children and makes his home in Chanhassen, MN.



BUSINESS EXECUTIVES



DANIEL ADLER

EXECUTIVE VICE PRESIDENT, BASEBALL & BUSINESS OPERATIONS/ASSISTANT GENERAL MANAGER



Daniel Adler is in his first season as Executive Vice President, Baseball and Business Operations/Assistant General Manager and his ninth season with the Twins. He originally joined the club as Director of Baseball Operations in 2017, was named Assistant General Manager in November 2019, and was promoted to Vice President in November 2021.

Within Baseball Operations, Adler leads the club's efforts in Baseball Research & Development, salary arbitration, and rules compliance. He is also involved in all aspects of Baseball Operations, including roster construction, athletic performance, player acquisition, and Player Development. Within Business Operations, he oversees Information Technology, Human Resources, and Business Strategy & Analytics.

Adler began his baseball career interning with Major League Baseball's Labor Relations Department in the summers of 2009 and 2011. Afterward, he worked as an Associate at Boston Consulting Group. In 2012, he was hired by the Jacksonville Jaguars to launch and lead their newly created Football Research department—one of the first of its kind in the NFL.

A Cleveland, OH native, Adler earned his Bachelor of Arts in Economics, J.D., and MBA from Harvard University. He and his wife, Michele, reside in Minneapolis with their sons, Miles and Remy.



KIP ELLIOTT

EXECUTIVE VICE PRESIDENT, CHIEF ADMINISTRATION OFFICER / CHIEF FINANCIAL OFFICER



Kip Elliott enters his 34th year with the Twins in 2025 and was named to his current title on December 21, 2016. He was previously Executive Vice President, Business Administration and Chief Financial Officer since January 2012, after serving as Chief Financial Officer since January 1999.

Elliott joined the Twins in May 1992 as Accounting Manager and held the position of Controller from 1995-98. He was named Senior Vice President on August 28, 2006. He was employed by the public accounting firm of Coopers and Lybrand from 1989-92.

Elliott, who was named the 2010 "CFO of the Year" by the *Minneapolis/St. Paul Business Journal*, is responsible for overseeing the Twins' finance, procurement, legal, and ballpark operations departments, including management of the organization's annual financial reporting and its financial relationship with Major League Baseball. As part of the senior management team, he also plays a key role in the structuring and implementation of the club's strategic plan, as well as the ongoing facility planning for Target Field, the Lee Health Sports Complex and the player-development Academy in the Dominican Republic.

Elliott serves as a trustee on MLB's Non-Uniformed Personnel Pension Plan Committee and the Minor League Baseball Health & Welfare Plan, and is a member of MLB's Insurance Task Force. Additionally, he serves on the Meet Minneapolis Board of Directors, participates in the MLB – ACP Military Mentoring Program, is a member of the University of Northern Iowa Accounting Advisory Council and serves on the Finance Committee of the Hudson Hockey Association.

Elliott, a certified public accountant, was raised in rural Fredericksburg, IA, and graduated summa cum laude from the University of Northern Iowa in 1989.

Kip and his wife, Jodi, make their home in Hudson, WI. They have three grown children, Carter, Maxwell and Maree.

MINNESOTA

BUSINESS EXECUTIVES



SEAN MOORE

EXECUTIVE VICE PRESIDENT, CHIEF REVENUE OFFICER



Sean Moore was named the Minnesota Twins' EVP, Chief Revenue Officer in January 2025, joining the club's executive leadership team with responsibility for driving enterprise revenue growth. In this role, Moore supports growth across brand partnerships, ticket sales and service, premium seating, special events, consumer marketing, and brand, ensuring a dynamic and integrated approach to advancing the Twins' business success.

Moore originally joined the Twins in February 2022 as Vice President, Brand Partnerships, before being elevated to Senior Vice President, Commercial Revenue. In these roles, he led the development and execution of strategies to enhance brand partnerships, premium seating sales, renewals, and partner satisfaction efforts. The leadership and impact across these areas recognized Moore as a Minneapolis/St. Paul Business Journal 40 Under 40 honoree.

Prior to joining the Twins, Moore served as Vice President, Multimedia Rights at Playfly Sports, where he successfully expanded the company's Home Team Sports portfolio across Major League Baseball, the National Basketball Association, and the National Hockey League. He also spent 12 seasons with the Chicago Bulls, holding key roles in ticket sales and corporate partnerships, where he played a key role in driving marquee entitlement & fan engagement projects for the United Center.

Moore earned his marketing degree from Western Illinois University and a master's in brand communication from the University of Illinois' Gies College of Business.

Sean, his wife Morgan, and their three children—Rylan, and twins Rory and Remy—reside in Plymouth, MN.



JOHN AVENSON

SENIOR VICE PRESIDENT, CHIEF TECHNOLOGY OFFICER



John Avenson, who begins his 32nd season with the Twins in 2025, was elevated to Senior Vice President, Chief Technology Officer in January 2021. Prior to being promoted to Vice President in December 2006, Avenson served as Director of Baseball IS/Network.

Avenson oversees and manages the purposes of technology for all disciplines of the organization. John and his team develop and deliver baseball, business and broadcast solutions that elevate the fan experience and team performance. His group creates, implements and operates innovative technology solutions at Target Field, the Lee Health Sports Complex and the Twins' Dominican Republic Development Academy.

Avenson was named a Chief Information Officer of the Year in 2013 by the *Minneapolis/St. Paul Business Journal* and in 2018 by the MinnesotaC10 ORBIE Awards. In 2021, John's

collaboration with the Large Venue Tech Collective was recognized with a Minnesota Technology Association Tekne award in the Vibrant Tech Ecosystem/Partnership category. He currently serves as Chair Emeritus on the Advisory Board of the MinnesotaC10 Leadership Association.

A veteran of the Persian Gulf War, Avenson served with the United States Marine Corps, where he maintained aircraft information for multiple fixed wing squadrons in the 3rd Marine Aircraft Wing.

A graduate of the University of Minnesota with a degree in Computer Science, Avenson and his family reside in Minnetonka, MN.

TWINS LEADERSHIP HISTORY

OWNERSHIP

Carl R. Pohlad Family, 1984-present
Calvin R. Griffith Family, 1961-84

PRESIDENTS/CEO'S

Derek Falvey, 2025-present
Dave St. Peter, 2002-25
Jerry Bell, 1987-2002
Chris Clouser, 2000
Howard Fox, 1984-87
Calvin Griffith, 1961-84

CHIEF BASEBALL OFFICERS, PRESIDENTS OF BASEBALL OPS

Derek Falvey, 2016-present

GENERAL MANAGERS

Jeremy Zoll, 2025-present
Thad Levine, 2016-24
Terry Ryan, 1994-2007, 2011-16
Bill Smith, 2007-11
Andy MacPhail, 1986-94
Howard Fox, 1985-86
Calvin Griffith, 1961-84

BUSINESS EXECUTIVES



MIKE CLOUGH

SENIOR VICE PRESIDENT, SALES & REVENUE OPERATIONS



Mike Clough, who enters his 17th season with the Twins in 2025 and eighth as a member of the senior leadership team, leads the club's guest-facing business strategies as the organization's first-ever Senior Vice President, Sales & Revenue Operations. He is responsible for the Twins' ticket sales and service efforts, which includes oversight of season, premium, group and single-game ticket holder relationships. He also leads the club's revenue strategies associated with Target Field Events as well as oversight of Florida Business Operations for Spring Training.

Clough originally joined the organization in 2009 and has served in the roles of Senior Director, Ticket Sales & Service from 2009 to 2013, Vice President, Ticket Sales & Service from 2014 to 2016, Senior Vice President, Ticket Sales & Service from 2016-19, Senior Vice President, Ticket Sales & Brand Partnerships from 2019-21, and Senior Vice President, Consumer Sales from 2021-2024. At the league level, he serves on Major League Baseball's Ticketing committee.

Prior to joining the Twins, Clough served in a leadership role with the NHL's Tampa Bay Lightning from 2003-09, and a five-year, sales-focused stint with the New York Islanders from 1998-2003. Clough is on the Board of Directors for the Positive Coaching Alliance of Minnesota and is also a 2015 Twin Cities Finest honoree as recognized by the Cystic Fibrosis Foundation.

A native of Long Island, NY, Clough graduated with a degree in sports management from Robert Morris University, where he was a leadership grant recipient and was also a member of the men's soccer team.

Mike and his family reside in Maple Grove, MN.



HEATHER HINKEL

SENIOR VICE PRESIDENT, BRAND



Heather Hinkel, who is in her seventh season with the Twins, joined the organization in 2019 to help shape its future marketing structure, strategy and vision. She was promoted to Senior Vice President, Brand in June of 2024.

In her current role, Hinkel leads the Brand Team with key responsibilities of brand development, integrated marketing campaigns (which includes, digital strategy, advertising, promotions and social), creative content, retail, broadcast, in-game presentation and ultimately, the continued evolution of the Twins brand.

Hinkel has spearheaded high-impact initiatives such as the club's 2022-23 brand refresh, and the 2024 City Connect development and launch.

Hinkel brings an expertise in brand, business, engagement, and creative strategy, along with consumer insights and research, honed through more than 15 years of marketing experience at renowned agencies.

A native of Chicago, Hinkel earned a degree in advertising and communications from the University of St. Thomas.

Heather resides in Edina, MN, with her husband, Jared, and their children, Mason and Harper.



MATT HOY

SENIOR VICE PRESIDENT, OPERATIONS



Matt Hoy, who begins his 40th year with the Twins in 2025, was named Senior Vice President, Operations on January 18, 2012. His responsibilities include oversight of ballpark operations, guest and premium services, security, office services, grounds, maintenance, concessions and merchandise sales. Hoy is also the Twins' liaison to the Minnesota Ballpark Authority and Delaware North.

Hoy and his staff have played a key role in Target Field's continued standing as one of the premier sporting and in the Upper Midwest, successfully executing operations for annual ballpark enhancements and jewel events such as Major League Baseball's Postseason (2010, '19, '20 and '23) and All-Star Game (2014); multiple sporting events including Minnesota prep tournaments, an international soccer match (2016), NCAA football games

(2017, '19 and '23) and the 2022 Discover NHL Winter Classic®; and 28 concerts and music festivals.

Hoy joined the Twins in January 1986 as a member of the sales staff, and has held positions as Director of Novelty Operations and Director of Sales. He was the Director of Operations before his promotion to Vice President in April 1992.

Hoy was born in St. Paul and attended Blake School in Hopkins, MN. Matt and his wife, Katie, reside in Mound, MN.

BUSINESS EXECUTIVES



JASON LEE

SENIOR VICE PRESIDENT, CHIEF STRATEGY OFFICER



Jason Lee joined the Twins as Vice President, Business Strategy and Analytics in December 2018, was elevated to Senior Vice President in February 2021 and became the organization's first-ever Chief Strategy Officer on January 6, 2022. In his role, Lee leads the development of strategic growth initiatives, advanced business analytics and consumer insights for the club. He was named to *Twin Cities Business*' list of "100 People to Know" in 2020.

Lee is responsible for leading key areas of growth for the Twins organization, including the club's innovation strategy and its strategic business plan. He also oversees business intelligence, predictive analytics, consumer data modeling and market research, while serving on the Twins' IDEA (Inclusion, Diversity, Equity, Action) Council.

Prior to joining the Twins, Lee served as Senior Business Development Manager at Amazon in New York, where he managed strategic growth partnerships and distribution for Amazon Prime Video. He also spent three years at Google, where he led data analytics and consumer insights in support of the company's advertising sales division. He has also held prior roles at Uber, Paperless Post and Cartesian.

Lee is a native of Lenexa, KS. He attended Brown University, receiving a bachelor's degree in international relations. He earned his MBA from Harvard Business School in 2016.

Jason and his wife, Nicole, and their two children, Jacob and Luna, reside in Plymouth, MN.



DUSTIN MORSE

SENIOR VICE PRESIDENT, COMMUNICATIONS & PUBLIC AFFAIRS



Dustin Morse, who enters his 20th season with the Twins and his 24th in Major League Baseball, was named Senior Vice President, Communications & Public Affairs in June of 2024 after previously serving as Vice President, Communications & Content for three years.

He joined the Twins' Media Relations department in 2006 and was promoted to Senior Director of Communications in 2015. In December 2020, Morse was given MLB's Robert O. Fishel Award for Public Relations excellence, joining Twins Hall of Famer Tom Mee (1988) as Minnesota's two recipients.

In his current role, Morse leads the Communications department, his key responsibilities include oversight of all baseball and business communications efforts, Target Field affairs, civic partnerships, publications, media and player relations, and club archives and authenticities. Morse also continues to provide leadership for the Twins Hall of Fame Committee as well as ballpark artwork.

Prior to joining the Twins, Morse enjoyed stints with the San Diego Padres (2004-05), Texas Rangers (2003), Chicago Cubs (2002) and the National Baseball Hall of Fame (2001). He served as the press liaison for Team Netherlands during the 2017 and 2023 World Baseball Classics and assisted Major League Baseball during the 2013, '14, '17, '18, '19, '21 and '22 All-Star Games.

Morse earned a degree in communications and legal studies from the University of Wisconsin-Madison. Dustin and his wife, Meghann, reside in Lakeville, MN, with their daughter, Madison, and son, Griffin.



BUSINESS EXECUTIVES



NANCY O'BRIEN

SENIOR VICE PRESIDENT, COMMUNITY ENGAGEMENT



Nancy O'Brien was named Senior Vice President, Community Engagement in 2025. In her role, O'Brien leads the organization's efforts to make a lasting impact in the community. With a passion for using the power of baseball and softball to drive positive change, she oversees strategic initiatives that forge a better tomorrow through leading youth development, inclusion, and environmental sustainability programs, managing community partnerships, and fortifying fan connections through premier events.

With more than 25 years in Major League Baseball, O'Brien has been instrumental in expanding the team's outreach programs, championing initiatives that support youth and underserved communities, and amplifying the Twins' community and stakeholder voices. O'Brien is inspired every day by the talent and energy of the Community Engagement team

whose work makes lasting impact for individuals, families and entire communities.

Prior to leading the Twins' community department, O'Brien served as the club's Vice President, Brand Marketing. She held a similar marketing position with the Oakland Athletics. O'Brien received her bachelor's degree in economics from St. Olaf College and her MBA in marketing from the University of Minnesota Carlson School of Management.

Nancy and her husband John reside in Plymouth, MN.



LETICIA SILVA

SENIOR VICE PRESIDENT, HUMAN RESOURCES



Leticia Silva, who is beginning her 28th season with the Twins in 2025, was promoted to Senior Vice President, Human Resources in January 2021. She began her Twins career as an intern in 1998, joined the club's Finance/Human Resources department full-time during the 1998 season, and was elevated to Vice President in January 2020.

Silva, who was named to the *Sports Business Journal's* Game Changers: Women in Sports Business Class of 2022, oversees the club's Human Resources department, strategically aligning its functions to drive organizational success while championing a dynamic, people centered culture that inspires passion, hustle, heart and FUN, making the Twins a great place to work. This includes talent acquisition, employee engagement, leadership and skills development, competitive compensation and benefits, diversity, equity, and

inclusion initiatives, HRIS optimization, employee relations, payroll, employee wellness programs, and fostering a culture of recognition and continuous learning. Additionally, she was the recipient of the Twins Tradition Award in 2021.

Silva received her Bachelor of Science degree from the University of Minnesota Carlson School of Management, where she was a four-year recipient of the university's Puckett Scholarship founded by Kirby and Tonya Puckett. Leticia currently holds certification as a Senior Certified Professional through the Society of Human Resources Management (SHRM-SCP) and a Senior Professional in Human Resources (SPHR) through the HR Certification Institute.

Leticia and her family reside in St. Paul, MN.



DREW DEHART

VICE PRESIDENT, BRAND PARTNERSHIPS



Drew DeHart was named Vice President, Brand Partnerships in September 2024 and enters his first season with the Twins and his sixth in Major League Baseball. DeHart oversees the development and implementation of strategies and plans to enhance the Twins' brand partnership programs and partner satisfaction efforts.

Prior to coming to Minnesota, DeHart was the Vice President/General Manager at USC Sports Properties with Playfly Sports, where he successfully achieved record sponsorship revenues for the University of Southern California Athletics and was recognized as Playfly Sports' top performing general manager. DeHart also spent five seasons with the Tampa Bay Rays as Director, Corporate Partnerships prior to USC.

DeHart is a graduate of University of Mount Union with a bachelor's degree in media studies and communication, while he holds a master's degree in sport management and marketing from PennWest California. Drew, along with his wife, Andrea, and their daughter, Atlas, reside in Plymouth, MN.

BUSINESS EXECUTIVES



PAUL FROEHLE
VICE PRESIDENT, TICKET OPERATIONS



Paul Froehle, who is in his 40th season with the Twins, was promoted to Vice President, Ticket Operations on December 18, 2013. Froehle joined the Twins in November 1985 as Ticket Manager for the club. He was promoted to Director of Ticket Operations in 1999. Prior to being named to his current position, he served as Senior Director of Ticket Operations since 2010.

Froehle oversees all ticket-related events hosted at Target Field, and at Lee Health Sports Complex during Spring Training. His responsibilities include distribution, processing, design layout and reporting of all tickets associated with Twins Baseball and Target Field.

He has been an active member of INTIX – International Ticketing Association, a nonprofit membership organization committed to leading the forum for the entertainment ticketing industry. Froehle also serves on the Board of Directors for Ticketing Services Group (TSG) of the Upper Midwest, which promotes the common interests of ticket service professionals through the sharing of ideas, information, knowledge and experiences. Prior to joining the Twins, he was the Assistant Ticket Manager with the NHL's Minnesota North Stars. In 2003, Froehle was voted Ticketing Professional of the Year by the INTIX Association.

The Hibbing, MN, native graduated from Fridley High School, attended North Hennepin Community College and graduated from Metropolitan State (MN) University. Froehle resides in Minneapolis.



MARI GUTTMAN
VICE PRESIDENT, GENERAL COUNSEL



Mari Guttman joined the Twins in August 2021 as Deputy General Counsel, and was promoted to Vice President, General Counsel on January 1, 2025.

As General Counsel, Guttman oversees a department that provides guidance on all legal matters, including maintaining the day-to-day responsibility for legal needs pertaining to brand partnerships, suites, ticket offerings, licensing and in-season activations. In addition, Guttman continues to expand and improve the organization's legal services and processes and serves as the team's liaison with MLB's legal department. Guttman has also taken on leadership responsibilities both within and outside the organization, including serving as co-chair of the Twins' IDEA (Inclusion, Diversity, Equity, Action) Council, sitting on the Executive Committee of the Minneapolis Downtown Council, and serving on the

Minneapolis Downtown Action Council.

Prior to joining the Twins, Guttman was Associate Counsel for the NBA's Memphis Grizzlies. While in this role, she managed the team's in-house legal needs and served in a business and legal advisory capacity to the organization's executive management team. Guttman also spent three years as an Associate at the law firm of Skadden, Arps, Slate, Meagher & Flom LLP, where she represented public and private corporations in domestic and cross-border transactions in connection with acquisitions, divestitures, mergers, debt and equity offerings, restructurings, and other corporate governance matters.

A native of Chicago, Guttman attended law school at Stanford University and received her bachelor's degree from Grinnell College, where she swam and played water polo. Mari and her Siamese cat, Pippen reside in downtown Minneapolis.

AL CENTRAL TEAM RECORDS AND TITLES (SINCE 1969)

TEAM	WIN PCT	W	L	DIV. TITLES	AL TITLES	WS TITLES
Minnesota Twins	.492	4,344	4,490	13	2	2 ('87, '91)
Chicago White Sox	.488	4,305	4,521	6	1	1 ('05)
Detroit Tigers	.482	4,261	4,573	7	3	1 ('84)
Cleveland Guardians	.469	4,378	4,441	12	3	0
Kansas City Royals	.477	4,208	4,623	7	4	2 ('85, '15)

BUSINESS EXECUTIVES



DAVE HORSMAN
VICE PRESIDENT, BALLPARK OPERATIONS



Dave Horsman, who is in his 31st season with the Twins, was promoted to Vice President, Ballpark Operations in January of 2020. He joined the Twins in April of 1995 as an office services assistant and has held positions at all levels of stadium operations, most recently as Senior Director of Ballpark Operations.

In his current role, Horsman is responsible for the execution of all Target Field events, including security, guest services, emergency operations and event services. He also oversees day-to-day activities at the ballpark, as well as budgeting and expense management for all facets of ballpark operations.

Horsman serves on the board of Ronald McDonald Charities - Upper Midwest and on the Budget & Operations Committee of the Minneapolis Downtown Improvement District.

Dave and his wife, Andrea, reside in Roseville, MN, along with their daughters, Sydney and Natalie.



ANDY WEINSTEIN
VICE PRESIDENT, FINANCE



Andy Weinstein, who begins his 24th season with the Twins in 2025, was named Vice President, Finance in January 2020. Weinstein joined the Twins in 2001 as the Director of Financial Planning and Analysis, before serving as Director, Finance from 2007-2009, followed by Senior Director, Finance from 2009-2019. Prior to joining the Twins, Weinstein was employed by the public accounting firm Arthur Andersen, where he worked in the audit practice from 1998-2001 and obtained his Certified Public Accounting license.

Weinstein oversees the daily accounting and finance functions of the club, including financial reporting, budgeting and cash management. He played a key role in developing the financial model used for the financing of Target Field and maintains the club's relationship with financing partners.

Weinstein served on the Board of Directors for Reach for Resources, Inc., a local nonprofit that provides therapeutic services and training to individuals with cognitive disabilities, from 2005-2018, and served as the Board Treasurer for 10 years.

A 1997 graduate of the University of Wisconsin-Madison, he and his wife, Jodie, reside in Minnetonka, MN, with their twin sons, Ben and Jimmy.

YOUNGEST TWINS IN DEBUT

PLAYER	AGE	FIRST GAME
Jim Manning.....	18 years, 268 days.....	April 15, 1962 vs. Los Angeles-AL
Gary Dotter.....	19 years, 34 days.....	September 10, 1961 vs. Kansas City
Bert Blyleven.....	19 years, 60 days.....	June 5, 1970 vs. Washington
Paul Ratliff.....	19 years, 81 days.....	April 14, 1963 vs. Kansas City
Rich Garces.....	19 years, 123 days.....	September 18, 1990 vs. Kansas City
Dave Boswell.....	19 years, 242 days.....	September 18, 1964 vs. Boston
Jim Roland.....	19 years, 280 days.....	September 20, 1962 vs. Detroit
Gerry Arrigo.....	20 years, 0 days.....	June 12, 1961 vs. Boston
Rick Dempsey.....	20 years, 10 days.....	September 23, 1969 at Kansas City
Butch Wynegar.....	20 years, 26 days.....	April 9, 1976 vs. Texas

BASEBALL EXECUTIVES



JEREMY ZOLL

EXECUTIVE VICE PRESIDENT, GENERAL MANAGER



Jeremy Zoll begins his first year as the club's Executive Vice President, General Manager after being named to that role in November of 2024. 2025 will mark his eighth season with the club after previously serving as Vice President, Assistant General Manager from 2020-24, and as Director of Minor League Operations from 2018-19. Zoll is the seventh general manager in Twins history, following Thad Levine (2016-24), Terry Ryan (2011-16 and 1994-2007), Bill Smith (2007-11), Andy MacPhail (1986-94), Howard Fox (1985-86) and Calvin Griffith (1961-84).

In his current role, Jeremy partners with Derek Falvey, to lead all facets of the Twins' baseball operations, including major league operations, scouting, player development and player procurement. Prior to his current role, Zoll helped evolve the Twins' performance

team - in partnership with Dr. Christopher Camp - from sports medicine and strength and conditioning to nutrition and mental health. He also has maintained oversight of the club's player development system, which graduated multiple prospects to the Twins over the past several seasons.

Zoll's professional experience began with a summer internship with the Cincinnati Reds in 2011, which was followed by a video internship in 2012 for Toronto's minor league affiliate in Vancouver. In 2013, he started working for the Los Angeles Angels of Anaheim, where he coordinated the organization's efforts in advance scouting. After spending three years with the Angels, Zoll worked for the Los Angeles Dodgers, serving as their Assistant Director of Player Development for two seasons (2016-17). While with the Dodgers, he worked on a variety of organizational initiatives ranging from developmental player plans to experimental programs with the Research and Development department.

Zoll grew up in Ridgewood, NJ, and earned his Bachelor of Arts in East Asian Studies with a minor in Economics from Haverford College, while also catching and serving as a captain in his senior season for the Fords baseball team.

Jeremy and his wife, Tessa, reside in St. Louis Park with their daughter, Cecilia.



BASEBALL EXECUTIVES



ALEX HASSAN
ASSISTANT GENERAL MANAGER



Alex Hassan was promoted to Assistant General Manager in January of 2025 after previously serving as VP, Hitting Development & Acquisitions for two seasons from 2023-24. 2025 will mark Hassan's eighth season with the Twins after working as the club's Director of Player Development from 2020-22 and Assistant Director of Minor League Operations from 2018-19.

In his current role, Alex works closely with the major league team and hitting group while continuing to collaborate with player development leaders, coordinators, and coaches on on-field strategy and skill development plans. Additionally, Hassan is actively involved in all facets of offensive player acquisition.

Prior to joining the Twins, he served as a Player Development Consultant for the Los Angeles Dodgers in 2017. The Milton, Massachusetts native was originally drafted by the Boston Red Sox in the 20th round of the 2009 First-Year Player Draft after a successful career as a two-way player at Duke University. He played eight years professionally with the Red Sox, Texas Rangers, Oakland Athletics, Toronto Blue Jays and Los Angeles Dodgers organizations. Hassan made his major league debut with Boston on June 1, 2014.

Alex and his wife, Carolyn, and daughters, Gia (7) and Delaney (4), make their home in Saint Anthony, MN.



SEAN JOHNSON
ASSISTANT GENERAL MANAGER



Sean Johnson, who begins his 24th season with the Twins, was promoted to Assistant General Manager in January of 2025.

Sean's primary focus is leading the club's amateur scouting group and overseeing preparation for the First-Year Player Draft. In this role, he guides the development of the club's amateur scouting philosophies and staff, ensuring a strong pipeline of future talent.

Prior to his current role, Sean was VP, Amateur Scouting for two seasons (2023-24) and served as Director of Amateur Scouting since 2017. Johnson originally joined the Twins in 2002 as an area scout for Arizona, New Mexico, Utah, Wyoming and Colorado. He was promoted to West Coast Supervisor in 2007, overseeing that area's amateur scouts for the First-Year Player Draft.

Sean was a catcher at Wichita State University from 1996-98 and received his B.A. in exercise science and sport administration in 1999. Following his playing career, he stayed at his alma mater as Director of Baseball Operations from 2000-01. He also serves on the Board of Directors for the Twins Community Fund.

Sean, his wife Leala, daughter Sloane, and son Brooks, currently live in Eagan, MN.



JOSH KALK
ASSISTANT GENERAL MANAGER



Josh Kalk, who was promoted to Assistant General Manager in January of 2025, begins his eighth season with the Twins.

Kalk contributes to all facets of the Twins' baseball strategy, with a particular focus on integrating insights from the Baseball Research and Development staff. He plays a key role in assisting major league staff and player development personnel with specialized information while leading the club's advance scouting team.

Kalk previously served as the club's Vice President, Baseball Operations Strategy & Innovation since February of 2021 after joining the organization as Senior Analyst of Baseball Research and Development, a position he held from December 2017 through January 2021. Prior to joining the Twins, Josh spent nine seasons from 2009-17 in a

similar capacity with the Tampa Bay Rays.

Kalk graduated with a Master of Science degree in physics from Michigan State University and earned a Bachelor of Science degree in physics and mathematics from the University of Wisconsin-River Falls.

Josh and his wife, Julie, make their home in Golden Valley, MN.

BASEBALL EXECUTIVES



KEVIN GOLDSTEIN

VICE PRESIDENT, INTERNATIONAL SCOUTING & SPECIAL ADVISOR TO BASEBALL OPS



Kevin Goldstein is entering his fourth year with the Minnesota Twins, and was promoted to Vice President, International Scouting and Special Advisor to Baseball Operations in January 2024.

In his current role, Goldstein oversees all aspects of international scouting, including the identification, evaluation, and valuation processes. In addition to his international scouting duties, Goldstein advises the baseball operations group on a variety of personnel moves, including trades and free agent signings, while also working directly at times with agents and external clubs.

In his first two years with the Twins, Goldstein served as Special Assistant, Player Personnel, where he oversaw the transformation of the club's international scouting operation – adding the use of data, video and other technologies to modernize the department's processes. Prior to his time with the Twins, Goldstein spent nearly a decade with the Houston Astros, where he served as the club's Director of Pro Scouting before being promoted to Special Assistant to the GM; in that role, he provided leadership in pro, international and amateur player evaluation, while also consulting on roster moves.

Kevin lives in Campton Hills, IL, with his wife, Margaret, and a quartet of rescued animals.



JEREMY RAADT

VICE PRESIDENT, BASEBALL SYSTEMS



Jeremy Raadt was promoted to Vice President, Baseball Systems in January 2024 after previously serving as the club's Senior Director, Baseball Systems for two seasons. He joined the Twins in 2014 as the club's first baseball systems developer. Raadt's responsibilities include leading the club's baseball systems team as they develop applications and software for use across all areas of the baseball operations department, from player development and scouting to analytics.

He joined the Twins in 2014 after serving as Vice President of Engineering at MinuteBids from 2012-14. Prior to that, he worked as a software engineer for Access Genetics (2006-12), as web master at his alma mater Bethel University (2003-06) and as a software developer for Gearworks (1996-2002).

Jeremy graduated from Bethel University with degrees in computer science, business finance and small business management.

Twin Cities[™]

MINNESOTA TWINS IN THE COMMUNITY

For more than 60 years, the Minnesota Twins organization has proudly worked hand-in-hand with community partners to be a catalyst for positive change. From Target Field to communities across Twins Territory, the Minnesota Twins and the Minnesota Twins Community Fund work together to empower youth, foster belonging, and nurture the planet. We believe that we are more than a baseball team—we are building a better tomorrow.



BUILDING A BETTER TOMORROW

We are committed to creating long-lasting impact in the community, not just during our 81 home games, but 365 days a year. Together with our partners, our players, coaches, alumni and employees continue to evolve our region for the better, investing in the next generation and inspiring more equitable, empathetic and connected communities.

EMPOWERING YOUTH

For decades, young people have been at the forefront of our commitment to our community. We use the game we love and the voice we have to create not just the next generation of great athletes, but the next generation of great human beings. Through our curriculum-based Learning Through Baseball and Reading Is Powerful programs, we leverage the power of baseball to engage students, infuse fun into learning, and build excellence. Empowering the full potential of our youth also requires equitable access to opportunities outside the classroom that instill a love of play and enhance overall development and well-being. Through free clinics, Twins Nike RBI leagues, training camps, leadership academies, grants and more, the Twins lead the way with youth baseball and softball programs that teach players the fundamentals of the game as well as essential life skills like teamwork, perseverance, and patience.

FOSTERING BELONGING

The Twins are committed to leveling the playing field and shaping a better tomorrow in which discrimination and inequality have no place. The Club works year-round to build spaces that invite people in, inspire them to share in community, and celebrate them for who they are. Throughout the year, we celebrate the diverse communities across Twins Territory and make Target Field a space where people of all backgrounds are welcome. Our community events — like Hispanic Heritage Night, Pride Day, Native American Heritage Night and many more — inspire unity and amplify our unique and shared traditions. Outside of Target Field, the Minnesota Twins Community Fund works with partners including Deaf Equity, Special Olympics Minnesota, NubAbility, and Courage Kenny Rehabilitation Institute to host adaptive baseball and softball clinics tailored so that young athletes of all abilities can learn the fundamentals of the game in a fun environment that meets their needs.

NURTURING THE PLANET

Since the first blueprints were drawn for Target Field the Minnesota Twins have taken innovative steps toward preserving our environment, and we have a bold vision to set a new standard for sustainability in the entertainment industry. Target Field continues to be MLB's greenest ballpark, and every fan who comes to a game at Target Field is part of our industry-leading efforts to keep waste out of landfills, use compostable materials, and recycle rainwater. We also work with community partners like Appetite For Change, sponsoring an urban farm in North Minneapolis to help young people learn about sustainability and grow fresh produce for our neighbors. By galvanizing Twins Territory to take action with us, we're shaping a legacy of stewardship, ensuring that our community and our planet flourish for generations to come.

MINNESOTA TWINS COMMUNITY FUND

Founded as a nonprofit in 1991 to lead the ballclub's philanthropic efforts, the Minnesota Twins Community Fund has provided more than \$23 million through the years to support and empower youth throughout Twins Territory. In 2024, the Minnesota Twins Community Fund was named a Project Play Champion by the Aspen Institute, which recognizes organizations across the U.S. that are leading the way to make youth sports more equitable and inclusive. We firmly believe that this game is for everyone, and for decades we've been removing barriers and expanding opportunities for all kids across Twins Territory to get in the game. From free clinics and Twins Nike RBI leagues to adaptive programming and girls baseball opportunities, our programs continue to set the standard for accessibility and quality. Because we want every kid to have the support, equipment, and safe places to play the games we love.

For more information about the Twins' community impact and the Minnesota Twins Community Fund, please visit www.twins.com/community or www.twinscommunityfund.org.

Dave St. Peter spent 22 years as president of the Minnesota Twins. In November 2024, the club announced St. Peter's transition into a Strategic Advisor role with Derek Falvey moving into the role of President, Baseball & Business Operations. Dave, a Bismarck, North Dakota native, began his career as a Twins intern in 1990.



COACHES AND STAFF





5 ROCCO BALDELLI

MANAGER

NAMED MANAGER ON OCTOBER 25, 2018

B/T: R/R

BORN: 9/25/1981 in Woonsocket, RI

RESIDES: South Kingstown, RI

SCHOOL: Bishop Hendricken HS

PERSONAL: Rocco Dan Baldelli...wife, Allie, married over the All-Star break in 2021...daughter, Louisa Sunny (9/6/21)...twin sons, Enzo and Nino (9/17/23)...2008 winner of the Tony Conigliaro Award, given by the Boston Chapter of the BBWAA to the major league player who has overcome adversity through the attributes of spirit, determination and courage — trademarks of the former Red Sox star outfielder...2004 inductee into the Rhode Island Italian-American Hall of Fame...named All-State in baseball, track, basketball and volleyball at Bishop Hendricken High School in Warwick, RI...is one of five Rhode Island natives to be selected in the first round of the regular phase of the June Draft (Tampa Bay, 2000), along with pitcher John LaRose (Boston, 1970), infielder Bill Almon (San Diego, 1974), pitcher Pat Combs (Philadelphia, 1988) and infielder Paul Konerko (Los Angeles-NL, 1994)...is a fan of the TV show Twin Peaks...favorite bands include Phish, Grateful Dead and King Gizzard and the Lizard Wizard.

MANAGERIAL CAREER: 2025 marks Baldelli's seventh season as a major league manager...has a career managerial record of 457-413 (.525) in six seasons, all with the Twins...finished the 2024 season with the fourth most managerial wins in Twins history, trailing Tom Kelly (1140-1244), Ron Gardenhire (1068-1039) and Sam Mele (522-431)...has guided the Twins to three American League Central Division titles (2019, 2020 and 2023)...**2024:** Earned 378th career managerial win and tied Gene Mauch for fourth in Twins managerial wins list on March 30 at Kansas City with 5-1 victory; passed Mauch with 379th win on April 10 vs. Los Angeles-NL with 3-2 victory...earned 400th career managerial win on May 22 at Washington with a 3-2 victory...earned 450th career managerial win on September 2 at Tampa Bay with a 5-4 victory...finished seventh in AL Manager of the Year voting with one voting point (1 third place vote)...**2023:** Ejected for 10th time in career on April 15 at New York-AL, by umpire James Hoye...the umpire crew asked Yankees starter Domingo Germán to clean off his pitching hand of a foreign substance, then confronted Germán again but allowed him to continue pitching...earned 300th career victory on April 23 vs. Washington, a 3-1 win...earned 305th career managerial win on May 4 at Chicago-AL, tying Paul Molitor for fifth on Twins all-time list; earned 306th next day on May 5 at Cleveland with 2-0 victory, passing Molitor and moving into sole possession of fifth place...ejected for 11th career time on May 6 at Cleveland, arguing that José Ramírez was out of the base path...ejected for third time on season and 12th time in career on June 21 vs. Boston, arguing a called third strike on Joey Gallo...ejected for fourth time of season and 13th time of career on June 23 at Detroit, arguing a potential balk call on Tigers starter Joey Wentz...earned 350th career win on August 13 at Philadelphia, a 3-0 victory...ejected for fifth time of season and 14th time of career on August 25 arguing balls and strikes with homeplate umpire Carlos Torres...missed four games (September 17 at Chicago-AL and September 18-20 at Cincinnati) to attend the birth of his twin boys in Minneapolis...guided Minnesota to the AL Central Division title and finished fourth in AL Manager of the Year voting with eight voting points; received one second-place vote and five third-place votes...**2022:** Recorded 250th career managerial victory with a 6-0 win June 25 vs. Colorado...ejected for sixth time in career May 14 vs. Cleveland, arguing an obstruction call that awarded Andrés Giménez second base after a hit off the wall and collision with first baseman Jose Miranda, while rounding first base...ejected for seventh career time June 7 vs. New York-AL, arguing a foul tip off the bat of Max Kepler that was called a strike after missing Kepler's bat...ejected for eighth time in career August 7 vs. Toronto, arguing a home plate collision violation call, when Gary Sánchez was called for obstructing the running lane of Whit Merrifield...ejected for ninth time in career August 23 at Houston after arguing whether or not he made an official mound visit to Aaron Sanchez during a benches-clearing incident; pitching coach Pete Maki soon after visited the mound and was then told as a result of the visit that Sanchez had to be removed from the game...**2021:** Entered season with a managerial record of 137-85 (.617); his winning percentage was best in baseball among managers with at least 200 games...ejected twice on season (4th and 5th of career): May 19 vs. Chicago-AL, following ejection of Tyler Duffey (throwing behind Yermín Mercedes) and September 13 vs. New York-AL (balls and strikes)...left team for series in Cleveland from September 6-9 to attend the birth of his daughter, Louisa, on September 6 in Minneapolis...recorded 200th career win September 11 vs. Kansas City at Target Field, becoming the ninth manager to reach 200 with the Twins...**2020:** Ejected for third time in managerial career September 15 at Chicago-AL by umpire Will Little, arguing balls and strikes from the dugout...led club to second-straight AL Central title, joining Ron Gardenhire (2002-03) as the only managers in club history to lead their clubs to consecutive division titles in first two seasons...finished fifth in AL Manager of the Year voting with 13 voting points (3 second place votes and 4 third place votes)...**2019:** Earned first career managerial win on Opening Day March 28 vs. Cleveland in a Twins 2-0 victory...led the Twins to the second-highest win total in franchise history before the All-Star Break (56), three wins shy of the 1969 Twins (59)...suffered first career ejection April 15 vs. Toronto by umpire Mike Estabrook for arguing balls and strikes...second career ejection July 23 vs. New York-AL by umpire Ramon De Jesus, also for arguing balls and strikes...earned 92nd win September 16 vs. Chicago-AL, joining Alex Cora (103) and Aaron Boone (92) as the only active managers at the time to reach 92 wins in first 150 games managed...earned 100th managerial win September 27 at Kansas City in a seven-inning, rain-shortened 6-2 victory, becoming the winningest first-year manager in Twins/Senators franchise history...was also the seventh first-year manager in baseball history to reach 100 wins...finished fifth among that group with 101 wins in his first season...guided the Twins to a 101-61 record, the second-most wins in Minnesota history, behind only the 1965 American League Champions (102-60)...Twins won the American League Central Division title; he joined Billy Martin (1969), Bill Rigney (1970) and Ron Gardenhire (2002) in becoming the fourth Minnesota skipper to lead the team to the Postseason in his first year at the

PROFESSIONAL COACHING/MANAGING TIMELINE

2019-25	MINNESOTA MANAGER
2018	TAMPA BAY MAJOR LEAGUE FIELD COORDINATOR
2015-17	TAMPA BAY FIRST BASE COACH
2011-14	Tampa Bay Special Assistant, Baseball Ops.

AL MANAGER OF THE YEAR

2024 VOTING TOTALS

VOTING PTS

1. Stephen Vogt, CLE	142
2. Matt Quattraro, KC	73
3. A.J. Hinch, DET	41
4. Joe Espada, HOU	6
5. Aaron Boone, NYY	3
Mark Kotsay, OAK	3
7. Rocco Baldelli, MIN	1
Alex Cora, BOS	1

victory with a 6-0 win June 25 vs. Colorado...ejected for sixth time in career May 14 vs. Cleveland, arguing an obstruction call that awarded Andrés Giménez second base after a hit off the wall and collision with first baseman Jose Miranda, while rounding first base...ejected for seventh career time June 7 vs. New York-AL, arguing a foul tip off the bat of Max Kepler that was called a strike after missing Kepler's bat...ejected for eighth time in career August 7 vs. Toronto, arguing a home plate collision violation call, when Gary Sánchez was called for obstructing the running lane of Whit Merrifield...ejected for ninth time in career August 23 at Houston after arguing whether or not he made an official mound visit to Aaron Sanchez during a benches-clearing incident; pitching coach Pete Maki soon after visited the mound and was then told as a result of the visit that Sanchez had to be removed from the game...**2021:** Entered season with a managerial record of 137-85 (.617); his winning percentage was best in baseball among managers with at least 200 games...ejected twice on season (4th and 5th of career): May 19 vs. Chicago-AL, following ejection of Tyler Duffey (throwing behind Yermín Mercedes) and September 13 vs. New York-AL (balls and strikes)...left team for series in Cleveland from September 6-9 to attend the birth of his daughter, Louisa, on September 6 in Minneapolis...recorded 200th career win September 11 vs. Kansas City at Target Field, becoming the ninth manager to reach 200 with the Twins...**2020:** Ejected for third time in managerial career September 15 at Chicago-AL by umpire Will Little, arguing balls and strikes from the dugout...led club to second-straight AL Central title, joining Ron Gardenhire (2002-03) as the only managers in club history to lead their clubs to consecutive division titles in first two seasons...finished fifth in AL Manager of the Year voting with 13 voting points (3 second place votes and 4 third place votes)...**2019:** Earned first career managerial win on Opening Day March 28 vs. Cleveland in a Twins 2-0 victory...led the Twins to the second-highest win total in franchise history before the All-Star Break (56), three wins shy of the 1969 Twins (59)...suffered first career ejection April 15 vs. Toronto by umpire Mike Estabrook for arguing balls and strikes...second career ejection July 23 vs. New York-AL by umpire Ramon De Jesus, also for arguing balls and strikes...earned 92nd win September 16 vs. Chicago-AL, joining Alex Cora (103) and Aaron Boone (92) as the only active managers at the time to reach 92 wins in first 150 games managed...earned 100th managerial win September 27 at Kansas City in a seven-inning, rain-shortened 6-2 victory, becoming the winningest first-year manager in Twins/Senators franchise history...was also the seventh first-year manager in baseball history to reach 100 wins...finished fifth among that group with 101 wins in his first season...guided the Twins to a 101-61 record, the second-most wins in Minnesota history, behind only the 1965 American League Champions (102-60)...Twins won the American League Central Division title; he joined Billy Martin (1969), Bill Rigney (1970) and Ron Gardenhire (2002) in becoming the fourth Minnesota skipper to lead the team to the Postseason in his first year at the

AL MANAGERIAL WINS LEADERS

SINCE 2019

1. Aaron Boone, NYY	503
2. Kevin Cash, TB	501
3. Rocco Baldelli, MIN	457

helm...named AL Manger of the Year by the BBWAA, second time in AL (Texas' Jeff Banister in 2015) and eighth time overall that the award went to a manager in his first full season...was the fourth time in club history for a manager to win the award, joining Paul Molitor (2017), Ron Gardenhire (2010) and Tom Kelly (1991); Baldelli, Molitor and Gardenhire marked the first time in baseball history for three managers from one club to win the award in the same decade...finished the ballot with 106 voting points (13 first-place votes, 13 second-place votes and two third-place votes)...named "Coach of the Year" at the 2019 Minnesota Sports Awards, an event that recognizes outstanding achievements of high school, collegiate and professional athletes in Minnesota.

AL MANAGER OF THE YEAR		
YEARS BALDELLI EARNED VOTES		
YEAR	VOTING PTS	FINISH
2019	106	1st
2020	13	5th
2023	8	4th
2024	1	T-7th

DIFFERENT KIND OF PITCH

Rocco is a big soccer fan, his favorite team being Liverpool and he has a few different soccer jerseys in his locker that he'll wear from time to time.

When the team was in Oakland in June 2024, Rocco stayed in California for the off-day (while the team flew to Phoenix) and watched Brazil play Costa Rica in the Copa America at Sofi Stadium in LA; he wore an Alisson Becker jersey, Brazil's goalie and Rocco's favorite player.

He also often watches Premier League games in his office during the day while prepping for night games; also has a soccer ball that he occasionally plays with pregame on the field with other staff.

development of major league players...he spent the previous three seasons as Tampa Bay's first base coach from 2015-17, and at 33 years old when named to the post on December 19, 2014, he still remains the youngest coach in Rays history, supplanting Billy Hatcher, who was 37 as the first base coach for the inaugural Devil Rays in 1998...prior to joining the coaching staff, he spent four seasons (2011-14) in the Rays organization as a special assistant in baseball operations, a position he accepted in January 2011 upon retiring from an 11-year career as an outfielder.

PLAYING CAREER: Played seven seasons in the major leagues, six with Tampa Bay (2003-04, 2006-08 & 2010) and one in Boston (2009)...selected by Tampa Bay in the first round (6th overall) of the 2000 First-Year Player Draft.

- Finished third in the 2003 AL Rookie of the Year balloting behind Kansas City's Angel Berroa and New York-AL's Hideki Matsui...received five first-place votes...led AL rookies in batting average (.289), runs (89) and triples (8).
- His 27 stolen bases and 184 hits were each one shy of Ted Williams' rookie season...his .289 average remains the club record for a rookie.
- Recorded 39 hits in his first month in the major leagues (April 2003), still a club record for any player in April...was one of 10 rookies since 1931 to lead the AL in outfield assists (15); was the last to do it until Texas' Adolis Garcia (16, T-1st in MLB) did so in 2021.
- In his first two seasons, hit .285 (329-for-1155) with 27 home runs and 44 stolen bases.
- Missed the entire 2005 season due to knee and elbow surgeries, and was limited by injuries for the rest of career...was ultimately forced to retire at the age of 29 in 2010.
- Played final game in Game 1 of the 2010 ALDS vs. Texas.
- Drove in the go-ahead run in the Rays' 3-1 win in Game 7 of the 2008 ALCS vs. Boston, a fifth inning single off Jon Lester.
- Is one of seven players in Rays history to hit a home run in the World Series, coming in Game 5 at Philadelphia in 2008 off Ryan Madson.
- His only year outside the Rays organization was 2009, when he signed as a free agent with the Red Sox.

BALDELLI'S RECORD AS MANAGER

YEAR	CLUB	LEAGUE	POSITION	WON	LOST	PCT.
2019	Minnesota	American League	First in AL Central	101	61	.623
2020	Minnesota	American League	First in AL Central	36	24	.600
2021	Minnesota	American League	Fifth in AL Central	73	89	.451
2022	Minnesota	American League	Third in AL Central	78	84	.481
2023	Minnesota	American League	First in AL Central	87	75	.537
2024	Minnesota	American League	Fourth in AL Central	82	80	.506
Major League Totals				457	413	.525

BALDELLI'S POSTSEASON RECORD AS MANAGER

YEAR	CLUB	SERIES	SCORES	WON	LOST	PCT.
2019	Minnesota	ALDS vs. NYY	G1 - 4-10, G2 - 2-8, G3 - 1-5	0	3	.000
2020	Minnesota	ALWCS vs. HOU	G1 - 1-4, G2 - 1-3	0	2	.000
2023	Minnesota	ALWCS vs. TOR	G1 - 3-1, G2 - 2-0	2	0	1.000
		ALDS vs. HOU	G1 - 4-6, G2 - 6-2, G3 - 1-9, G4 - 2-3	1	3	.250
Major League Postseason Totals				3	8	.273

LIGHTS, CAMERA, ACTION

Rocco grew up in Woonsocket, Rhode Island until he was about 12 years old, when his family moved to Cumberland (RI). Cumberland is the same hometown as filmmakers, the Farrelly brothers (Peter and Bobby), who created *Dumb and Dumber*, *Kingpin*, *There's Something About Mary*, *Me, Myself & Irene*, and many others.

The brothers, who are known for having celebrity athlete cameos — typically with New England area ties — in their movies (Cam Neely, Johnny Damon, Rogers Clemens, Tom Brady, etc), told Rocco that he would somehow feature in their 2005 film *Fever Pitch*.

In the movie, when Jimmy Fallon and Drew Barrymore's characters attend their first Boston Red Sox game, in the background, the PA announcer says, "Now batting, number five, Rocco Baldelli." In the scene, the Red Sox are playing on Opening Day against the Texas Rangers — a team that Rocco never played for in his career; in fact, he was playing for the Tampa Bay Devil Rays at that time.

BALDELLI'S PLAYING RECORD

YEAR	CLUB	AVG	G	AB	R	H	2B	3B	HR	RBI	SH	SF	HBP	BB	SO	SB	CS	OBP	OPS
2000	Princeton	.216	60	232	33	50	9	2	3	25	2	0	5	12	56	11	3	.269	.579
2001	Charleston	.249	113	406	58	101	23	6	8	55	5	6	11	23	89	25	9	.303	.697
2002	Bakersfield	.333	77	312	63	104	19	1	14	51	4	1	7	18	63	21	6	.382	.917
	Orlando	.371	17	70	10	26	3	1	2	13	0	3	2	5	11	3	2	.413	.941
	Durham	.292	23	96	13	28	6	1	3	7	2	0	0	0	23	2	5	.292	.761
2003	TAMPA BAY	.289	156	637	89	184	32	8	11	78	3	6	8	30	128	27	10	.326	.742
2004	TAMPA BAY	.280	136	518	79	145	27	3	16	74	3	6	8	30	88	17	4	.326	.762
2006	Durham	.404	12	47	7	19	5	0	0	4	0	0	0	4	10	0	1	.451	.962
	TAMPA BAY	.302	92	364	59	110	24	6	16	57	0	2	7	14	70	10	1	.339	.871
2007	Vero Beach	.000	2	5	1	0	0	0	0	0	0	0	0	1	1	0	0	.167	.167
	Durham	.125	2	8	2	1	0	0	1	1	0	0	0	1	2	0	0	.222	.722
	TAMPA BAY	.204	35	137	16	28	6	0	5	12	1	0	3	9	35	4	1	.268	.626
2008	Vero Beach	.216	11	37	3	8	1	0	2	8	0	0	1	4	10	2	0	.310	.715
	Montgomery	.297	13	37	6	11	1	0	3	8	0	0	1	6	7	0	1	.409	.977
	TAMPA BAY	.263	28	80	12	21	5	0	4	13	0	0	3	7	25	0	0	.344	.819
2009	Pawtucket	.077	4	13	1	1	0	0	0	1	0	1	1	0	5	0	0	.133	.210
	BOSTON	.253	62	150	23	38	4	1	7	23	0	1	2	11	37	1	0	.311	.744
2010	Charlotte	.283	12	46	6	13	4	0	0	6	0	0	0	1	11	0	0	.298	.667
	Durham	.273	11	44	7	12	3	0	2	8	0	2	1	1	11	0	0	.292	.769
	TAMPA BAY	.208	10	24	3	5	1	0	1	5	0	0	0	1	5	1	0	.240	.615
Minor League Totals		.276	357	1353	210	374	74	11	38	187	13	13	29	76	299	64	27	.326	.757
Major League Totals		.278	519	1910	281	531	99	18	60	262	7	15	31	102	388	60	16	.323	.766

BALDELLI'S DIVISION SERIES RECORD

YEAR	OPPONENT	AVG	G	AB	R	H	2B	3B	HR	RBI	SH	SF	HBP	BB	SO	SB	CS	OBP	OPS
2008	Chicago-AL	.125	3	8	2	1	0	0	0	1	0	0	0	1	0	0	0	.222	.347
2010	Texas	.000	1	3	0	0	0	0	0	0	0	0	0	0	2	0	0	.000	.000
Division Series Record		.091	9	23	4	4	0	0	2	6	0	0	0	3	7	0	0	.167	.258

BALDELLI'S LEAGUE CHAMPIONSHIP SERIES RECORD

YEAR	OPPONENT	AVG	G	AB	R	H	2B	3B	HR	RBI	SH	SF	HBP	BB	SO	SB	CS	OBP	OPS
2008	Boston	.333	2	6	1	2	0	0	1	4	0	0	0	1	3	0	0	.429	1.262

BALDELLI'S WORLD SERIES RECORD

YEAR	OPPONENT	AVG	G	AB	R	H	2B	3B	HR	RBI	SH	SF	HBP	BB	SO	SB	CS	OBP	OPS
2008	Philadelphia	.167	3	6	1	1	0	0	1	1	0	0	0	1	2	0	0	.286	.952

TWINS MANAGERS

MANAGERS	SEASONS	FINISHES	WON	LOST	PCT.
Cookie Lavagetto*1961	9th.....	.25	.41	.379
Sam Mele*1961-67	7th-2nd-3rd-6th-1st-2nd-6th.....	.522	.431	.548
Cal Ermer*1967-68	2nd-7th.....	.145	.129	.529
Billy Martin*1969	1st.....	.97	.65	.599
Bill Rigney*1970-72	1st-5th-3rd.....	.208	.184	.531
Frank Quilici*1972-75	3rd-3rd-3rd-4th.....	.280	.287	.494
Gene Mauch*1976-80	3rd-4th-4th-4th-4th.....	.378	.394	.490
Johnny Goryl1980-81	3rd-6th.....	.34	.38	.472
Billy Gardner*1981-85	(7th-4th)-7th-5th-2nd-6th.....	.268	.353	.432
Ray Miller*1985-86	4th-7th.....	.109	.130	.456
Tom Kelly1986-2001	6th-1st-2nd-5th-7th-1st-2nd-5th-4th-5th-4th-4th-5th-2nd.....	.1140	.1244	.478
Ron Gardenhire2002-14	1st-1st-1st-3rd-1st-3rd-2nd-1st-1st-5th-5th-4th-5th.....	.1068	.1039	.507
Paul Molitor2015-18	2nd-5th-2nd-2nd.....	.305	.343	.471
Rocco Baldelli2019-24	1st-1st-5th-3rd-1st-4th.....	.457	.413	.525

* - Deceased



ASST. HITTING
COACH

NAMED ASSISTANT HITTING COACH ON DECEMBER 5, 2024

B/T: R/R

BORN: 4/13/1987 in Sandy, UT

RESIDES: Tampa, FL

SCHOOL: Weber State University

PERSONAL: Trevor J Amicone...X: @TrevorAmicone...Instagram: @trevoramicone...makes offseason home in Tampa, FL...grew up in Sandy, Utah, home of the Beetdiggers...Sandy is a city in the Salt Lake City metropolitan area, located just 18 miles south of Salt Lake City...Trevor played prep ball at Jordan High School in Sandy where his mother, Mary Kay, coached him during his sophomore and junior seasons — she was the first female high school baseball coach in the country...he attended Weber State University, earning a degree in communications in 2012...worked as a communications assistant/video coordinator at Weber State from 2012-14, creating videos for media relations and marketing departments for the athletic department's website and basketball and football video boards...also was lead media contact for women's basketball and track and field...after college, Trevor became director of communications for the Orem Owlz and worked play-by-play duties...Amicone comes from a baseball and softball-focused family as his father, Marc, is the President and General Manager of the Salt Lake Bees (AAA - Los Angeles-AL)...his mother, Mary Kay, retired from head softball coach at Weber State — she won over 800 games and was inducted into the Utah Sports Hall of Fame in September 2024...his younger brother, Derek is the director of baseball operations for the Triple-A Salt Lake Bees.

COACHING CAREER HIGHLIGHTS: Begins first season at major league level for Minnesota as club's assistant hitting coach, working with Matt Borgschulte...served two seasons as Triple-A Scranton/Wilkes-Barre's (New York-AL) hitting coach from 2022-24...during the 2024 regular season, Amicone led the RailRiders hitters to a second-place finish in runs scored (854), OPS (.796) and on-base percentage (.358),

PROFESSIONAL COACHING/MANAGING TIMELINE

2025.....MINNESOTA ASSISTANT HITTING COACH
2022-24.....Scranton/Wilkes-Barre Hitting Coach
2020-21.....New York-AL Minor League Roving Hitting Coach
2017-19.....Dixie State University Asst. Coach

STRONG BLOOD LINES

Trevor comes from a baseball and softball focused family as his father, Marc, is the President and General Manager of the Triple-A Salt Lake Bees (Los Angeles-AL) and his mother, Mary Kay (now retired), was a head softball coach at Weber State and won over 800 games, earning induction into the Utah Sports Hall of Fame in September 2024. Amicone's younger brother, Derek is the director of baseball operations for the Triple-A Salt Lake Bees.

while finishing third among IL teams in fewest strikeouts (1,227), fourth in batting average (.262) and slugging percentage (.438), fifth in total bases (2,118), and sixth in hits (1,267)...worked as Yankees minor league roving hitting instructor from 2020-21, working in part for the two Yankees Dominican Summer League teams...as the DSL hitting coach in 2021, he oversaw the development of both teams in the DSL as well as training of DSL hitting coaches and the implementation of hitting special projects and initiatives at the DR Academy...coached at the college ranks as an assistant coach at Dixie State University from 2017-18...was head coach at Woods Cross High School from 2015-16, where he went 48-12 overall and 31-1 in region play, winning two region championships...served as assistant coach for Bountiful High School in 2014, guiding the team to its first Utah state title in 26 years...runs his own private hitting lessons at trevoramicone.com.

PLAYING CAREER: Played collegiately at Salt lake Community College...played prep ball at Jordan High School in Sandy, Utah.

TWINS ALL-TIME PITCHING AND HITTING COACHES

PITCHING COACHES

Pete Maki.....2022-25
Wes Johnson.....2019-22
Garvin Alston.....2018
Neil Allen.....2015-17
Rick Anderson.....2002-14
Dick Such.....1985-2001
Johnny Podres.....1981-85
Camilo Pascual.....1978-80
Don McMahon.....1976-77
Lee Stange.....1975
Bob Rodgers.....1974
Al Worthington.....1972-73
Marvin Grissom.....1970-71
Early Wynn.....1967-69

HITTING COACHES

Matt Borgschulte.....2025
David Popkins/Rudy Hernandez.....2022-24
Edgar Varela/Rudy Hernandez.....2020-21
James Rowson.....2017-19
Tom Brunansky.....2013-16
Joe Vavra.....2005-12
Scott Uliger.....1999-2004
Terry Crowley.....1991-98
Tony Oliva.....1986-90
Jim Lemon.....1981-84
Tony Oliva.....1977-78
Eddie Lyons.....1976
Ralph Rowe.....1972-75
Art Fowler.....1969
Jim Lemon.....1965-67

NOTE: Coaches pre-1966 were classified only as "coaches"



72

MATT BORGSCHULTE

HITTING COACH

NAMED HITTING COACH ON OCTOBER 22, 2024

B/T: R/R

BORN: 10/29/1990 in St. Louis, MO

RESIDES: St. Louis, MO

SCHOOL: Drury University

PERSONAL: Borgschulte and his wife, Austin, reside in St. Louis, Missouri, with their sons, Baker and Carter...graduated from Parkway Central (MO) High School in 2009.

COACHING CAREER HIGHLIGHTS: 2025 marks fourth season as a coach at the major league level after spending three season as co-hitting coach with the Baltimore Orioles from 2022-24...in 2024, Orioles hitters ranked second in baseball in home runs (235), third in slugging percentage (.435), extra-base hits (530) and total bases (2424); and fourth in runs scored (786)...over his three-year period in Baltimore, Orioles hitters ranked in the top 10 in baseball in doubles (846 – 6th), total bases (6,856 – 6th), slugging percentage (.416 – 7th), wRC+ (107 – 7th), average with runners in scoring position (.261 – 7th), runs scored (2,267 – 8th), home runs (589 – 10th) and fWAR (72.4 – 10th)...over 2024-25 offseason, returned to Twins organization where he spent three seasons as a hitting coach at various levels, including Triple-A St. Paul (2021), Single-A Fort Myers (2019) and GCL Twins (2018)...was hitting coach in 2020 at alternate training site in St. Paul after minor league season was canceled (COVID 19)...he coached Jose Miranda (.343) to a Triple-A East batting championship in 2021 and Trevor Larnach (.316) to an Advanced-A batting championship in 2019...spent 2017 coaching for Single-A Palm Beach in the St. Louis Cardinals organization...coached at Southwest Missouri State University from 2015-16...spent 2014 as a volunteer at his alma mater, Drury University in Springfield, MO, where he introduced in-depth video analysis for hitting...efforts helped the Panthers to a Great Lakes Valley Conference Championship.

PROFESSIONAL COACHING/MANAGING TIMELINE

2025	MINNESOTA HITTING COACH
2022-24	BALTIMORE CO-HITTING COACH
2021	Triple-A St. Paul Hitting Coach
2020	Hitting Coach at alt. training site in St. Paul
2019	Single-A Fort Myers Hitting Coach
2018	GCL Twins Hitting Coach
2017	Single-A Palm Beach Coach

PLAYING CAREER: Played two seasons at Western Kentucky University from 2010-11...transferred to Drury University, where he played from 2012-13, playing outfield as well as pitching in five games...graduated from Drury with a degree in sport management...as a senior at Drury in 2013, became the first All-America selection in the program's history...set school single-season marks for homers (11), RBI (60) and total bases (125), while finishing in the Top 30 nationally in all three categories.

BORGSCHULTE'S PLAYING RECORD

YEAR	SCHOOL	AVG	G	AB	R	H	2B	3B	HR	RBI	SH	SF	HBP	BB	SO	SB	CS	OBP	OPS
2010	Western Kentucky	.182	48	77	11	14	5	1	0	13	3	1	4	12	25	0	0	.319	.592
2011	Western Kentucky	.222	21	27	5	6	2	0	0	2	2	0	2	6	8	0	0	.400	.696
2012	Drury University	.271	49	155	38	42	7	4	9	29	0	2	8	21	33	3	2	.382	.924
2013	Drury University	.355	56	206	43	59	13	5	11	60	2	5	12	22	35	8	2	.420	1.027
College Totals		.281	174	466	91	131	27	10	20	105	7	8	26	61	101	11	4	.389	.900

BORGSCHULTE'S PITCHING RECORD

YEAR	SCHOOL	W-L	ERA	G	GS	CG	SHO	SV	IP	H	R	ER	HR	HB	BB	SO	WP	K/9	BAA
2012	Drury University	0-0	5.40	5	0	--	0	1	5.0	4	3	3	--	--	3	2	--	--	--

OLDEST TWINS

PLAYER	AGE	FINAL GAME
Jesse Orosco	46 years, 159 days	September 27, 2003 vs. Detroit
Bartolo Colon	44 years, 130 days	October 1, 2017 vs. Detroit
Joe Niekro	43 years, 174 days	April 29, 1988 vs. Boston
Steve Carlton	43 years, 123 days	April 23, 1988 vs. Cleveland
Dave Winfield	42 years, 311 days	August 10, 1994 vs. Boston
Terry Mulholland	42 years, 201 days	September 26, 2005 vs. Kansas City
Paul Molitor	42 years, 36 days	September 27, 1998 vs. Cleveland
Fernando Rodney	41 years, 142 days	August 7, 2018 vs. Cleveland
Pat Borders	41 years, 142 days	October 3, 2004 vs. Cleveland



46

RAMON BORREGO

FIRST BASE COACH

NAMED FIRST BASE COACH ON DECEMBER 5, 2024

B/T: R/R
BORN: 6/7/1978 in Maracay, VZ

RESIDES: Mariara, Carabobo, VZ
SCHOOL: - -

PERSONAL: Ramon Celestino Borrego...makes offseason home in Mariara, Carabobo, Venezuela.

COACHING CAREER HIGHLIGHTS: 2025 marks his first as major league coach, assisting Baldelli in infield instruction and serving as first base coach...managed 14 seasons at various levels of Twins minor league system, including Double-A Wichita for four seasons (2021-24), Double-A Pensacola for one season (2019), High-A Fort Myers for one season (2018), GCL Twins for seven seasons (2011-17) and DSL Twins for one season (2009)...led Wichita to the Postseason in back-to-back seasons in 2021 and '22 - lost in championship game in both seasons...named Double-A Central Manager of the Year in 2021; led Wichita to a division-best 69-51 record in the club's inaugural season...led Pensacola to a 76-63 mark and playoff berth in 2019...his 2018 High-A Fort Myers team went 40-28 in the second half to clinch a playoff spot, then finished 5-1 in the postseason en route to the championship...managed the GCL Twins from 2011-17 (coached in 2010)...was the field manager of the Twins Dominican Republic Baseball Academy in 2009; led the DSL team to the championship series...coach of the Twins Venezuelan Academy from 2004-08...served as bench coach for Team Venezuela at the WBSC Baseball Americas Olympic Qualifier in 2021 and third base coach for Venezuela in the 2023 World Baseball Classic...managed the Caribes de Anzoategui in 2019 (VEWL).

PLAYING CAREER: Signed by Minnesota as undrafted free agent on October 9, 1995...played seven minor league seasons in the Twins organization, reaching as high as Triple-A Edmonton in 2002...career batting average of .244 (318-for-1301) with 56 doubles, eight triples, 10 home runs, 130 RBI, 193 runs scored and 51 stolen bases in 405 minor league games...was utility player, appearing defensively mostly at second base, third base, shortstop and leftfield; handful of appearances in rightfield and centerfield...he was teammates during his minor league days and came up through the Twins system with notable Twins players such as Justin Morneau, Joe Mays, Lew Ford, Michael Cuddyer, Johan Santana, David Ortiz, Kyle Lohse, Juan Rincon, J.C. Romero, Matt LeCroy, Torii Hunter, Jacque Jones, Corey Koskie and Doug Mientkiewicz.

PROFESSIONAL COACHING/MANAGING TIMELINE

2025.....	MINNESOTA FIRST BASE COACH
2021-24.....	Double-A Wichita Manager
2019.....	Double-A Pensacola Manager
2018.....	Single-A Fort Myers Manager
2011-17.....	GCL Twins Manager
2009.....	DSL Twins Manager
2004-08.....	Twins Venezuelan Academy Coach

BORREGO'S PLAYING RECORD

YEAR	SCHOOL	AVG	G	AB	R	H	2B	3B	HR	RBI	SH	SF	HBP	BB	SO	SB	CS	OBP	OPS
1996	GCL Twins	.357	19	70	16	25	5	1	0	4	0	0	0	9	4	7	3	.430	.888
	Fort Myers	.196	16	56	10	11	2	1	0	5	1	0	2	4	13	1	4	.274	.542
1997	Elizabethhton	.280	55	211	43	59	12	0	4	34	5	2	4	26	44	7	5	.366	.760
1998	Fort Wayne	.261	119	422	61	110	18	3	5	55	11	4	2	59	75	17	10	.351	.704
1999	Fort Myers	.221	27	86	9	19	3	0	0	6	0	0	1	7	15	4	0	.287	.543
2000	Fort Myers	.223	79	265	29	59	6	1	0	20	3	1	5	28	37	8	2	.308	.561
2001	New Britain	.184	60	136	17	25	6	2	1	3	8	0	1	14	30	5	0	.265	.544
2002	New Britain	.200	2	5	1	1	0	0	0	0	1	0	0	0	2	0	0	.200	.400
	Edmonton	.180	28	50	7	9	4	0	0	3	0	1	1	2	17	2	0	.222	.482
Minor League Totals		.244	405	1301	193	318	56	8	10	130	29	8	16	149	237	51	24	.328	.651

BORREGO'S RECORD AS MANAGER

YEAR	CLUB	LEAGUE	POSITION	WON	LOST	PCT.
2009	DSL Twins	DR Academy	3rd in Division	46	23	.667
2011	GCL Twins	Gulf Coast	2nd in Division	31	29	.517
2012	GCL Twins	Gulf Coast	2nd in Division	33	27	.550
2013	GCL Twins	Gulf Coast	3rd in Division	28	32	.467
2014	GCL Twins	Gulf Coast	4th in Division	23	37	.383
2015	GCL Twins	Gulf Coast	3rd in Division	27	32	.458
2016	GCL Twins	Gulf Coast	2nd in Division	32	28	.533
2017	GCL Twins	Gulf Coast	1st in Division	35	23	.603
2018	Fort Myers	Florida State	4th in Division	68	69	.496
2019	Pensacola	Southern	2nd in Division	76	63	.547
2021	Wichita	Double-A	1st in Division	69	51	.535
2022	Wichita	Texas	1st in Division	78	59	.569
2023	Wichita	Texas	4th in Division	64	73	.467
2024	Wichita	Texas	5th in Division	50	80	.385
Minor League Totals				637	599	.515



35 HANK CONGER

ASST. BENCH/ CATCHING

NAMED ASST. BENCH/CATCHING COACH ON DECEMBER 5, 2024

B/T: S/R

BORN: 1/29/1988 in Federal Way, WA

RESIDES: Huntington Beach, CA

SCHOOL: Huntington Beach High School

PERSONAL: Hyun Choi Conger...X: @PandaCrusher35...wife, Kristin...daughter, Kenna (8/22/22)...born in Federal Way, WA (about 25 miles south of Seattle), but both parents were born in South Korea and met in Alaska...his mother, Eun, immigrated to the U.S. in 1986...she is a bookkeeper and a former flight attendant for Korean Airlines...his father, Yun, is presently an oil refinery supervisor for Marathon Oil...Yun was adopted and raised by his maternal aunt Chun Hee and her husband Adrian Conger, a member of the U.S. Air Force from Georgia...when Yun was a youngster, they moved from Korea to Duluth, MN, one of a number of military stops along the way...the 5'8" Yun played amateur basketball and had a tryout with the Sacramento Kings...it was his grandfather who also gave him the Hank moniker because he liked Hank Aaron and "because I couldn't say Hyun"...as a 12-year-old, hit 33 homers in 38 games and helped lead his Huntington Beach Little League team to within one win of the Little League World Series in 2000; his dad coached that team...began switch-hitting as a freshman in high school and started catching as a sophomore...is a natural left-handed hitter...Hank was prepared to attend the University of Southern California on a full athletic scholarship and promised his mother he would attend USC if he wasn't selected in the first round of the 2006 June Draft...he was taken 25th overall, chosen by his hometown Angels, five picks before the start of the second round...his nickname is Panda Crusher, which is also his Twitter handle...favorite TV show is Parks and Recreation.

COACHING CAREER HIGHLIGHTS: 2025 marks fourth season on a major league coaching staff, first as assistant bench coach after spending three seasons (2022-24) as the club's first base coach...also assists Baldelli and staff with catching instruction...joined the Lotte Giants coaching staff of the Korea Baseball Organization on December 24, 2019 and was the club's catching and bench coach from 2020-21.

PROFESSIONAL COACHING/MANAGING TIMELINE

2025 ASSISTANT BENCH COACH
2022-24 MINNESOTA FIRST BASE COACH
2020-21 Lotte Giants (KBO) Catching/Bench Coach

OHhhh, YOU DIDN'T KNOW!?!?

Hank loves reminiscing about old WWE wrestling, specifically D-Generation X. Conger can often be seen around the clubhouse wearing a black DX t-shirt. Additionally, when the team wore football jerseys for a roadtrip in September of 2024, Hank wore a black and green DX football style jersey, often worn back in the day by the Road Dogg Jesse James.

homers in the U.S. team's 9-1 victory...spent the 2009 season with Double-A Arkansas, and ranked seventh in the Texas League with a .295 (135-for-458) average...named a Texas League Midseason and Postseason All-Star...following the season, was ranked by *Baseball America* as the Angels No. 1 prospect, Best Hitter for Average and Best Strike-Zone Discipline...ranked by *Baseball America* as the No. 79 overall prospect in baseball heading into the 2008 season...in his first professional season in 2006, hit .319 (22-for-69) in 19 games with the Rookie-level AZL Angels before breaking the hamate bone in his right wrist...ranked by *Baseball America* as the No. 1 prospect in the Arizona League and the No. 6 prospect in the Angels system following the season...selected by Los Angeles-AL in the first round (25th overall) of the 2006 First-Year Player Draft; signed by scout Bobby Delardin.

CONGER'S PLAYING RECORD

YEAR	CLUB	AVG	G	AB	R	H	2B	3B	HR	RBI	SH	SF	HBP	BB	SO	SB	CS	OBP	OPS
2006	AZL Angels	.319	19	69	11	22	3	4	1	11	0	0	0	7	11	1	0	.382	.903
2007	AZL Angels	.267	3	15	2	4	1	0	0	3	0	0	0	0	3	0	0	.267	.600
	Cedar Rapids	.290	84	290	33	84	20	0	11	48	2	5	2	21	48	9	4	.336	.809
2008	Rancho Cucamonga	.303	73	294	47	89	20	2	13	75	0	7	3	14	55	2	1	.333	.850
2009	Arkansas	.294	123	459	61	135	20	3	11	68	3	6	2	55	68	3	2	.368	.790
2010	Salt Lake	.300	108	387	56	116	26	2	11	49	5	4	1	55	58	0	2	.385	.847
	LOS ANGELES-AL	.172	13	29	2	5	1	1	0	5	0	0	0	5	9	0	0	.294	.570
2011	Salt Lake	.300	27	100	14	30	4	0	5	26	2	0	0	12	18	0	0	.375	.865
	LOS ANGELES-AL	.209	59	177	14	37	8	0	6	19	2	0	1	17	37	0	0	.282	.638
2012	Salt Lake	.295	67	264	48	78	17	0	10	42	0	2	3	19	49	2	0	.347	.821
	LOS ANGELES-AL	.167	7	18	0	3	0	0	0	1	1	1	1	1	0	0	0	.238	.405
2013	LOS ANGELES-AL	.249	92	233	23	58	13	1	7	21	0	1	4	17	61	0	1	.310	.713
2014	LOS ANGELES-AL	.221	80	231	24	51	12	0	4	25	4	1	2	22	57	0	2	.293	.618
2015	HOUSTON	.229	73	201	25	46	11	0	11	33	1	2	2	23	63	0	1	.311	.759
2016	Durham	.165	30	109	7	18	4	1	3	11	1	1	1	4	24	0	0	.200	.503
	TAMPA BAY	.194	49	124	6	24	5	0	3	10	1	0	0	12	40	0	0	.265	.571
2017	Reno	.239	58	180	20	43	8	1	6	40	0	4	1	21	45	0	0	.316	.710
	Minor League Totals	.286	592	2167	299	619	123	13	71	373	13	29	13	208	379	17	9	.348	.800
	Major League Totals	.221	373	1013	94	224	50	2	31	114	9	5	10	97	267	0	4	.294	.660



75

NATE DAMMANN

QUALITY CONTROL

NAMED QUALITY CONTROL COACH ON JANUARY 1, 2020

B/T: L/R

BORN: 11/18/1981 in Huron, SD

RESIDES: St. Paul, MN

SCHOOL: Hamline University

PERSONAL: Nate Dammann (pronounced DAH-min)...wife, Kate; daughters, Ada and Avery...attended MACCRAY High School in Clara City, MN...2004 graduate of Hamline University in St. Paul, where he played baseball and football, playing quarterback for the Pipers...earned degree in secondary education...broke into the majors as the Twins' bullpen catcher under former general manager Terry Ryan; held that role from 2007-18, when he was promoted to major league staff assistant for the 2019 season.

COACHING CAREER HIGHLIGHTS: 2025 marks 19th season in the Twins organization in some capacity...sixth season as the club's quality control coach (4th in dugout), moving into that role in 2020...his responsibilities include assisting coaches and players with day-to-day scheduling and scouting, in-game video replay review, as well as coordinating the club's spring training...spent 2019 as the club's Major League Staff Assistant, with primary role being video replay...served as the team's bullpen catcher from 2007-18, a position he was hired to in November 2006.

PROFESSIONAL COACHING/MANAGING TIMELINE

2020-25 MINNESOTA QUALITY CONTROL COACH
2019 Minnesota Major League Staff Assistant

CAMP DAZZLE

Prior to joining the Twins staff as a bullpen catcher in 2007, Dan Gladden hired Nate to help run a local baseball camp. After college graduation, Nate was recommended by Gladden to fill the Twins bullpen catcher vacancy and was hired by then-General Manager Terry Ryan.

as well as coordinating the club's spring training...spent 2019 as the club's Major League Staff Assistant, with primary role being video replay...served as the team's bullpen catcher from 2007-18, a position he was hired to in November 2006.

PLAYING CAREER: Played collegiately at Hamline University in St. Paul, Minnesota, and was the club's catcher from 2002-04...named Player of the Week in the MIAC and selected to two All-MIAC teams during time there.

TWINS ALL-TIME COACHES

Allen, Neil.....2015-17
Alston, Garvin.....2018
Amicone, Trevor.....2025
Anderson, Rick.....2002-14
*Baker, Floyd.....1961-64
*Bell, Mike.....2020
Borgschulte, Matt.....2025
Borrego, Ramon.....2025
Brunansky, Tom.....2013-16
*Case, George.....1968
Conger, Hank.....2022-25
*Crossetti, Frank.....1970-71
Crowley, Terry.....1991-98
*Cuellar, Bobby.....2013-14
Dammann, Nate.....2020-25
Davis, Butch.....2015-16
Diaz, Tony.....2019-24
Evers, Bill.....2019-21
*Fitz Gerald, Ed.....1962-64
*Fowler, Art.....1969
Gardenhire, Ron.....1991-2001
*Gardner, Billy.....1981
Glynn, Gene.....2015-18
Goryl, Johnny.....1968-69, '79-80
*Grissom, Marv.....1970-71
Guardado, Eddie.....2015-18
Heffner, Jeremy.....2019
Hernandez, Rudy.....2015-24
Johnson, Wes.....2019-22

Kelly, Tom.....1983-86
*Kuehl, Karl.....1977-82
*Lemon, Jim.....1965-67, '81-84
Liddle, Steve.....2002-12
*Lopat, Ed.....1961
*Lyons, Eddie.....1976
Maki, Pete.....2020-25
*Maltzberger, Gordon.....1962-64
*Martin, Billy.....1965-68
McClure, Bob.....2020
*McCullough, Clyde.....1961
*McMahon, Don.....1976-77
*Mele, Sam.....1961
Molitor, Paul.....2000-01, '14
Morgan, Kevin.....2021
*Morgan, Vern.....1969-75
*Naragon, Hal.....1963-66
Newman, Al.....2002-05
Nossek, Joe.....1976
Oldis, Bob.....1968
Oliva, Tony.....1976-78, '85-91
Pascual, Camilo.....1978-80
Pickler, Jeff.....2017-18
*Podres, Johnny.....1981-85
Popkins, David.....2022-24
*Quilici, Frank.....1971-72
Ramirez, Luis.....2022-25
Randall, Bobby.....1980
Renick, Rick.....1987-90

*Robertson, Sherry.....1970
Rodgers, Bob.....1970-74
*Rowe, Ralph.....1972-75
Rowson, James.....2017-19
*Sain, John.....1965-66
Shellenback, Jim.....1983
Shelton, Derek.....2018-20
Shomon, Derek.....2023-24
Sierra, Rayden.....2025
*Silvera, Charlie.....1969
*Stange, Lee.....1975
Steinbach, Terry.....2013-14
*Stelmazsek, Rick.....1981-2012
*Strickland, George.....1962
Smith, Jeff.....2017-18
Such, Dick.....1985-2001
Suggs, Colby.....2022-25
*Terwilliger, Wayne.....1986-94
Tingler, Jayce.....2022-25
Ullger, Scott.....1995-2014
Varela, Edgar.....2020-21
Vavra, Joe.....2006-17
Watkins, Tommy.....2019-25
White, Jerry.....1999-2012
Worthington, Al.....1972-73
*Wynn, Early.....1967-69
*Zimmerman, Jerry.....1967, '76-80

* - deceased

QUALIFYING NUMBERS

To qualify for the batting championship, a player must have a minimum of 502 plate appearances or 3.1 plate appearances-per-number of his team's games.

To qualify for the ERA title a pitcher must have at least 162.0 innings pitched.

To qualify for the fielding championship, a player must have the highest percentage at his position and

- (1) a catcher must have played in at least 81 games.
- (2) an infielder or outfielder must have played in at least 108 games.
- (3) a pitcher must have at least 162.0 innings pitched.



88

PETE MAKI

PITCHING COACH

NAMED PITCHING COACH ON JULY 1, 2022

B/T: L/L

BORN: 7/29/1982 in Lufkin, TX

RESIDES: Durham, NC

SCHOOL: Franklin & Marshall College

PERSONAL: Born in Lufkin, TX and grew up in Bradford, PA...wife, Lisa...sons, William, Cal and Lyle...attended Nonnewaug High School in Woodbury, CT, where he graduated second in his class and was an All-State choice his senior year...is a 2004 graduate of Franklin & Marshall College in Lancaster, PA, where he lettered four seasons as a left-handed pitcher...earned a bachelor's degree in psychology and sociology...additionally, Maki pitched in the Cape Cod League and New England Collegiate Baseball League during his collegiate career...Pete's sister lives in Minnesota year-round; she attended grad school at the University of Minnesota and has lived in the Twin Cities area since 2014.

COACHING CAREER HIGHLIGHTS: 2025 marks sixth season as major league coach...under his guidance in 2023, the Twins pitching staff set a club record with a major league-leading 1,560 strikeouts; the starting staff set a record with 970 strikeouts...1,560 strikeouts ranked 17th on MLB's all-time list...named pitching coach July 1, 2022, upon Wes Johnson's departure for Louisiana State University...was elevated to that role from bullpen coach, a position he had held since 2020...joined Twins organization prior to the 2018 season and spent two seasons as the Twins' minor league pitching coordinator; oversaw the Twins minor league pitching corps that led all of MiLB in FIP (3.41) in 2019...spent two seasons (2016-17) at Duke University as an assistant coach...joined the Duke staff in July 2015 and served as the team's pitching coach, helping the 2016 Blue Devils make the program's first NCAA tournament appearance since 1963...that season, Duke's pitching staff ranked fourth in the

PROFESSIONAL COACHING/MANAGING TIMELINE

2022-25	MINNESOTA PITCHING COACH
2022	MINNESOTA BULLPEN COACH
2021	MINNESOTA BULLPEN COACH
2020	MINNESOTA INTERIM BULLPEN COACH
2018-19	Minnesota Minor League Pitching Coordinator
2015-17	Duke University Pitching Coach
2008-15	Columbia University Associate Head Coach
2006-07	University of New Haven Assistant Coach

PLAY US A SONG, PIANO MAN

Pete is an avid musician and can play the piano and guitar. He brings his guitar on the road with him and tries to play it almost every day. He's also been known to find a hotel lobby piano and play it for a bit.

Atlantic Coast Conference with a 3.79 ERA, while three Blue Devil pitchers were selected in the 2016 First-Year Player Draft...had an eight-year stay at Columbia University from 2008-15, the first four as assistant coach before being promoted to associate head coach in 2012; also served as recruiting coordinator...the Lions captured four Ivy League titles during his tenure and had a pitcher taken in the First-Year Player Draft in each of his final four seasons, after having a total of six pitchers drafted in program history prior to his time on campus...served as an assistant coach at the University of New Haven from 2006-07.

AL TEAM PITCHING LEADERS SINCE 2023

STRIKEOUTS

1. Minnesota	3,060
2. Houston	2,939
3. Tampa Bay	2,913
4. New York	2,896
5. Seattle	2,875

FIELDING INDEPENDENT PITCHING

1. Seattle	3.77
2. Minnesota	3.83
3. Detroit	3.88
4. Tampa Bay	3.88
5. Baltimore	3.92

WHIP

1. Seattle	1.13
2. Tampa Bay	1.19
3. Detroit	1.20
4. Minnesota	1.21
5. New York	1.24

STRIKEOUTS-PER-WALK

1. Seattle	3.64
2. Minnesota	3.49
3. Tampa Bay	3.30
4. Detroit	3.06
5. Baltimore	2.95

ON-BASE PERCENTAGE

1. Seattle	.286
2. Tampa Bay	.297
3. Detroit	.298
4. Minnesota	.301
5. Baltimore	.305

OPPONENT OPS

1. Seattle	.669
2. Detroit	.684
3. Tampa Bay	.685
4. Baltimore	.698
5. Minnesota	.700

EARNED RUNS RULE

The determination of earned-runs is as follows:

An earned-run is a run for which the pitcher is held accountable. In determining earned-runs, the inning should be reconstructed without the errors and passed balls, and the benefit of the doubt should always be given to the pitcher in determining which bases would have been reached with errorless play.

Until 1969, a reliever could not be charged with an earned-run if he entered the game after the side could have been retired but for an error, no matter how many runs he subsequently gave up in that inning. Now, runs scored by batters who reach base off the reliever are charged as earned on that pitcher's record. They are not, however, charged as earned against the team as a whole. Therefore, a discrepancy may occur between the total earned-runs charged against a team and the sum total of the earned-runs charged against the individual pitchers of that team.



91

LUIS RAMIREZ

ASST. PITCHING
COACH

NAMED ASSISTANT PITCHING COACH ON NOVEMBER 8, 2021

B/T: R/R

BORN: 6/20/1973 in Valencia, VZ

RESIDES: Valencia, VZ

PERSONAL: Luis Eugenio Ramirez...resides in Valencia, VZ...wife, Virginia...daughters, Vianka Victoria and Vivian Victoria...parents are named Eugenio Erasmo and Maria Esperanza...often wears cowboy hats as part of his daily attire...served as pitching coach for Team Venezuela in the 2024 WBSC Premier 12 tournament from November 9-24.

COACHING CAREER HIGHLIGHTS: 2025 marks fourth season coaching at major league level...assists Baldelli and staff with Spanish-speaking players, interpreting scouting reports...has been in a coaching/instructing role in the Twins organization since the 2006 season...served as co-pitching coach for Double-A Wichita in 2021...the Wind Surge pitching staff ranked fifth in Double-A with 1,210 strikeouts and fourth in the Double-A Central Division with a 4.35 ERA...was slated to be the pitching coach for Double-A Pensacola in 2020 prior to the cancellation of the minor league season...served in the same capacity at High-A Fort Myers in 2019 and for Rookie-level Elizabethton from 2015-18...also served as pitching coach for the Salt River Rrafters of the Arizona Fall League in 2019...spent two seasons as a coach for the GCL Twins from 2013-14, and was the organization's rehab pitching coordinator in 2014...was the pitching coordinator for the Twins Venezuelan Academy for eight years from 2006-13...coached in the Venezuelan Winter League for Tigres de Aragua from 2006-17...was also a Caribbean Series bullpen coach for the Tigres four times.

PROFESSIONAL COACHING/MANAGING TIMELINE

2022-25	MINNESOTA ASSISTANT PITCHING COACH
2021	Double-A Wichita Pitching Coach
2020	Double-A Pensacola Pitching Coach
2019	High-A Fort Myers Pitching Coach
2019	Salt River Rrafters (AFL) Pitching Coach
2015-18	Rookie-Elizabethton Pitching Coach
2013-14	GCL Twins Coach
2006-13	Pitching Coordinator, Twins Venezuelan Academy

PITCH MAN

Luis is the longest-tenured member of the Twins' coaching staff, in terms of time Minnesota's organization. While he has only been at the major league level for the last four seasons, 2025 marks his 20th season, starting as pitching coordinator at the club's Venezuelan facility in 2006.

PLAYING CAREER: Pitched in parts of 15 seasons of professional baseball in the United States, Venezuela, Colombia and Taiwan...initially signed with New York-AL and spent 1991-92 with the Rookie-level Gulf Coast League Yankees, going 1-6, 5.15 ERA (50.2 IP, 29 ER) with 19 walks and 35 strikeouts in 30 games (2 starts)...spent the next 12 seasons in various independent leagues around the world, including a stop with the Uni-President Lions of Taiwan's Chinese Professional Baseball League in 1999 (0-2, 3.42 ERA, 15 G/1 GS, 6 BB, 9 K) and several stints in the Texas-Louisiana League (1997, '99)...was used primarily as a relief pitcher during his entire career.

RAMIREZ'S PITCHING RECORD

YEAR	CLUB	W-L	ERA	G	GS	CG	SHO	SV	IP	H	R	ER	HR	HB	BB	SO	WP	K/9	BAA
1991	GCL Yankees	1-2	6.55	17	1	0	0	0	22.0	27	20	16	0	1	8	21	2	8.6	--
1992	GCL Yankees	0-4	4.08	13	1	0	0	2	28.2	34	21	13	1	3	11	14	2	4.4	--
Minor League Totals		1-6	5.15	30	2	0	0	2	50.2	61	41	29	1	4	19	35	4	6.2	--

BASEBALL TERMINOLOGY IN SPANISH

Batting Average Promedio de bateo
Ball Bola
Catcher Receptor
Centerfielder Jardinero Central
Changeup Cambio
Curveball Curva
Designated Hitter Bateador Designado
Double Doble
Earned Run Average Promedio de Carreras Permitidas
Fastball Recta
First Baseman Inicialista
Hit Imparable
Home Run Cuadrangular
Injured List Lista de Lesionados
Innings Pitched Entradas Lanzadas
Knuckleball Bola de Nudillos

Leftfielder Jardinero Izquierdo
Mound Monticulo
Pitcher Lanzador
RBI Carrera Empujada
Rightfielder Jardinero Derecho
Runs Scored Carreras Anotadas
Save Salvados
Second Baseman Intermedista
Shortstop Campo Corto
Single Sencillo
Slider Slider
Stolen Bases Bases Robadas
Strikeouts Ponches
Third Baseman Antesalista
Wins Ganados



79

RAYDEN SIERRA

HITTING
COACH

NAMED HITTING COACH ON DECEMBER 5, 2024

B/T: R/R

BORN: 4/10/1994 in Boca Chica, DR

RESIDES: Fort Myers, FL

SCHOOL: Cumberland University

PERSONAL: Rayden Sierra...grew up in Andres Boca Chica, Dominican Republic...makes his offseason home in Fort Myers, Florida...wife, Melania...daughter, Viviana...the couple is expecting their second child.

COACHING CAREER HIGHLIGHTS: 2025 marks first season coaching at major league level...spent 2024 as Twins minor league assistant hitting coordinator...spent 2021-23 with Low-A Fort Myers, as hitting coach in 2022-23 and assistant hitting and development coach in 2021...prior to joining the Twins, served as hitting and outfield coach at Florida SouthWestern State College in Fort Myers in 2021 and as a coach at Volunteer State Community College in Gallatin, TN in 2020.

PLAYING CAREER: As outfielder, Sierra played at Broward (FL) College and Cumberland (TN) University...named Mid-South Conference Player of the Year in 2018 as a senior at Cumberland...also spent one season in the professional ranks, appearing in 29 games for the Schaumburg Boomers of the independent Frontier League in 2019.

PROFESSIONAL COACHING/MANAGING TIMELINE

2025 MINNESOTA HITTING COACH
2024 ... Minnesota Minor League Asst. Hitting Coordinator
2022-23 Low-A Fort Myers Hitting Coach
2021 Minnesota Minor League Asst. Hit/Dev. Coach

SIERRA'S PLAYING RECORD

YEAR	SCHOOL/TEAM	AVG	G	AB	R	H	2B	3B	HR	RBI	SH	SF	HBP	BB	SO	SB	CS	OBP	OPS
2017	Cumberland	.360	54	200	51	72	15	3	13	50	0	1	5	18	39	6	0	.424	1.084
2018	Cumberland	.350	55	203	63	71	16	2	22	54	1	3	2	31	30	8	3	.435	1.209
2019	Schaumburg (Ind.)	.245	29	94	9	23	4	0	0	7	0	1	0	9	22	1	0	.308	.595
College Totals		.355	109	403	114	143	31	5	35	104	1	4	7	49	69	14	3	.430	1.147
Independent League Totals		.245	29	94	9	23	4	0	0	7	0	1	0	9	22	12	0	.308	.595

MISCELLANEOUS BASEBALL TERMINOLOGY

WHIP: Walks and hits per innings pitched = add a pitchers walk total with his hit total and divide by the amount of innings pitched.

QUALITY STARTS: A starting pitcher logs at least 6.0 innings and allows three-or-fewer earned runs in an outing.

TOTAL BASES: Number of bases a hitter gains via hits only...single = 1, double = 2, triple = 3, home run = 4.

AT-BAT vs. PLATE APPEARANCE: Plate appearance refers to any time a batter completes a turn batting. (NOTE: A plate appearance cannot be logged if a preceding runner was out on the base paths for a third out or the game ends with a runner scoring from third on a wild pitch or balk). At-bat refers to any turn batting that does not result in a walk, hit by pitch, sac-fly or sac-hit (bunt).

OPS: A player's on-base percentage plus his slugging percentage. MLB average in 2024 was .711. Major League Baseball's leader was New York Yankees outfielder Aaron Judge (1.159).

OPS+: Takes a player's on-base plus slugging percentage and normalizes the number across the entire league. It accounts for external factors like ballparks. It then adjusts so a score of 100 is league average, and 150 is 50 percent better than the league average.

wOBA (Weighted On-Base Average): A version of on-base percentage that accounts for how a player reached base -- instead of just considering whether a player reached base. The value for each method of reaching base is determined by how much that event is worth in relation to projected runs scored (example: a double is worth more than a single).

wRC+ (Weighted Runs Created Plus): Takes the statistic Runs Created and adjusts that number to account for important external factors -- like ballpark or playing era. It's adjusted, so a wRC+ of 100 is league average and 150 would be 50 percent above league average.

WAR (Wins Above Replacement): Measures a player's value in all facets of the game by deciphering how many more wins he's worth than a replacement-level player at his same position (e.g., a Minor League replacement or a readily available fill-in free agent). For example, if a shortstop and a first baseman offer the same overall production (on offense, defense and the basepaths), the shortstop will have a better WAR because his position sees a lower level of production from replacement-level players.

CLOSE AND LATE: A situation in which the game is in the seventh inning-or-later and the team batting is either leading by one run, tied, or has the potential tying run on base, at-bat, or on deck.

TIMES ON BASE: Includes the total number of times a hitter reaches base as result of a hit, walk, or hit by pitch...does not include times a hitter reaches via error or fielder's choice.

CATCHER'S ERA: The earned run average of a team's pitchers with a particular catcher behind the plate. To compute, multiply nine by the earned runs allowed by the pitchers for that specific catcher, then divide that figure by his innings caught.

HOLD: Credited to a relief pitcher who enters a game in a save situation, records at least one out and leaves the game never having surrendered the lead. NOTE: A pitcher cannot finish a game and earn a hold.



84

COLBY SUGGS

BULLPEN COACH

NAMED BULLPEN COACH ON JULY 1, 2022

B/T: R/R
BORN: 10/25/1991 in Sulphur Springs, TX

RESIDES: Fayetteville, AR
SCHOOL: University of Arkansas

PERSONAL: Logan Colby Suggs...wife, Hannah; sons, Miller and Gibson...Hannah started a permanent jewelry business during the 2023 season...attended Sulphur Springs (TX) High School...pitched three seasons at the University of Arkansas from 2011-13, going 9-2, 1.36 ERA (79.2 IP, 12 ER) with 53 walks and 87 strikeouts in 65 games...graduated from Arkansas with a degree in communications...participated in 2023 TwinsFest at Target Field and helped with the Futures Clinic at Urban Ventures in Minneapolis.

COACHING CAREER HIGHLIGHTS: 2025 marks fourth season in a major league coaching role, being named bullpen coach July 1, 2022...Twins pitching coach Wes Johnson departed for Louisiana State University, elevating bullpen coach Pete Maki to pitching coach, which moved Suggs to his current role...spent 2021-22 as Twins coordinator of run prevention...spent 2019-20 as an advance scout for Minnesota...recruited to Minnesota's staff through connection with former pitching coach Wes Johnson, who coached with Suggs at Arkansas during the 2018 season...coached at Driveline Baseball (Pitching Floor Trainer) from 2016-17.

PROFESSIONAL COACHING/MANAGING TIMELINE

2022-25	MINNESOTA BULLPEN COACH
2021-22	Minnesota Coordinator of Run Prevention
2019-20	Minnesota Advance Scout
2018	University of Arkansas Bullpen Coach

PLAYING CAREER: Pitched four minor league seasons in the Marlins minor league system, going 3-9, 4.38 ERA (96.2 IP, 47 ER) with 50 walks, 94 strikeouts and a .228 opponent batting average...had Tommy John surgery in April 2015...returned to the mound in July 2016...selected by Miami in the Competitive Balance Round B (73rd overall) of the 2013 First-Year Player Draft.

SUGGS' PITCHING RECORD

YEAR	CLUB	W-L	ERA	G	GS	CG	SHO	SV	IP	H	R	ER	HR	HB	BB	SO	WP	K/9	BAA
2013	Jupiter	1-3	3.93	14	0	0	0	0	18.1	9	8	8	0	0	14	26	1	12.8	.141
	Batavia	1-0	1.13	7	0	0	0	3	8.0	5	2	1	0	1	2	11	0	12.4	.200
	GCL Marlins	0-0	9.00	1	0	0	0	0	1.0	1	1	1	0	1	2	1	0	9.0	.250
2014	Jupiter	1-6	5.09	46	0	0	0	3	58.1	59	36	33	3	7	25	47	6	7.3	.266
2015	Greensboro	0-0	0.00	5	0	0	0	1	5.1	3	0	0	0	0	1	6	0	10.1	.150
2016	GCL Marlins	0-0	6.35	6	2	0	0	0	5.2	4	4	4	0	1	6	3	2	4.8	.200
Minor League Totals		3-9	4.38	79	2	0	0	7	96.2	81	51	47	3	10	50	94	9	8.8	.228

TWINS ALL-TIME LARGEST COME-FROM-BEHIND VICTORIES

DEFICIT/RUNS	DATE	OPPONENT	SCORE/DEFICIT	FINAL SCORE
7	5-10-00	Cleveland	1-8	10-9
6	5-9-64	Kansas City	1-7	10-8
6	8-5-77	Cleveland	1-7	14-10
6	6-26-79	Milwaukee	0-6	8-7
6	8-2-82	at California	0-6	9-7
6	9-11-87	at Cleveland	1-7	13-10
6	4-28-95	Baltimore	0-6	12-9
6	5-27-97	Seattle	0-6	11-10
6	9-23-98	Chicago-AL	0-6	7-6
6	4-17-99	at Cleveland	1-7	13-8
6	8-6-99	at Kansas City	1-7	9-8
6	4-5-00	Tampa Bay	1-7	10-7
6	5-2-02	Tampa Bay	0-6	7-6
6	7-15-02	Los Angeles-AL	1-7	10-8
6	5-4-08	Detroit	0-6	7-6
6	7-7-17	Baltimore	0-6	9-6
6	8-31-18	at Texas	0-6	10-7
6	5-22-22	at Kansas City	0-6	7-6



33 JAYCE TINGLER

BENCH COACH

NAMED BENCH COACH ON NOVEMBER 8, 2021

B/T: L/L

BORN: 11/28/1980 in Smithville, MO

RESIDES: Smithville, MO

SCHOOL: University of Missouri

PERSONAL: Jayce Michael Tingler...wife, Callie...sons, Gabe (12/30/11) and Gio (9/26/13)...attended Smithville (MO) High School where he played baseball and basketball, and in his senior year, he earned *USA Today* All-American honorable mention recognition in baseball and a McDonald's All-American nomination in basketball...he still owns the Smithville school records for points, assists, steals and 3-pointers...played baseball collegiately at the University of Missouri and earned a degree in communications...played with Ian Kinsler at Mizzou in 2003 and with Albert Pujols in the summer ball Jayhawk League for the Hays Larks when Pujols moved to Missouri in the late '90s...his parents, Diana and Steve, were both college basketball players...Diana also played college softball and went on to coach high school basketball, track and softball for 30 years en route to her induction into the Missouri Sports Hall of Fame in 2017...Steve is an inductee in the Missouri High School Fastpitch Coaches Association Hall of Fame, honoring his 20 years coaching softball at the high school and NAIA levels...in his free time, Jayce enjoys physical activities such as CrossFit and Brazilian jiu-jitsu, as well as just being a dad to his two sons...also speaks fluent Spanish.

COACHING CAREER HIGHLIGHTS: 2025 marks fourth season as Twins bench coach after spending 2020-21 as the San Diego Padres manager, a position he was named to on October 28, 2019...managed the Twins from September 18-20, 2023 at Cincinnati, going 2-1 while Rocco Baldelli left to attend the birth of his twin boys in Minneapolis...led Padres to the best winning percentage in franchise history (.37-.23, .617%) in his first season as a major league manager in 2020...finished second in voting for National League Manager of the Year in 2020, receiving six first-place votes and 71 points overall...Marlins' skipper Don Mattingly won the award, receiving 20 first place votes and 124 points...spent 13 seasons (2006-18) with the Texas Rangers, including serving as the major league player development field coordinator in 2019...moved to the front office for two years to assume the role of assistant general manager (2017-18), overseeing the club's player development system before returning to the dugout as bench coach to end the 2018 season...was field coordinator in 2015-16, serving as the outfield and baserunning coach for the ML coaching staff when the Rangers captured back-to-back AL West division titles...prior to his initial stint on the big-league staff, Tingler spent three years (2012-14) as the Rangers' minor league field coordinator, overseeing all on-field instruction for farm players, as well as organizing spring training and the instructional league...prior to serving as coordinator of instruction for the club's Arizona and Dominican Republic operations in 2011, he spent three seasons as manager in the Dominican Summer League (2008-09) and Arizona League (2010), leading all three of his squads to first-place finishes and a collective 124-62 (.667) record...in 2006, with Tingler's player career nearing its end, A.J. Preller, then the Texas Rangers' director of professional and international scouting, asked him if he would help the Rangers start their Dominican League team in 2007...at the time of his hiring in San Diego, Tingler was managing Escogido in the Dominican Winter League, where the Leones' 9-1 record sat atop the standings.

PROFESSIONAL COACHING/MANAGING TIMELINE

2022-25	MINNESOTA BENCH COACH
2020-21	SAN DIEGO MANAGER
2019	Texas ML Player of Development Field Coordinator
2018	TEXAS BENCH COACH
2017-18	Texas Assistant General Manager
2015-16	TEXAS FIELD COORDINATOR
2012-14	Texas Minor League Field Coordinator
2011	Texas Coordinator of Instruction
2010	Texas Arizona League Manager
2008-09	Texas Dominican Summer League Manager
2007	Texas Dominican Summer League Hitting Coach

PLAYING CAREER: Selected by the Toronto Blue Jays in the 10th round of the 2003 First-Year Player Draft out of the University of Missouri...the left-handed outfielder played parts of four minor league seasons with Toronto (2003-05) and Texas (2006), batting .271 (400-1477) with 49 doubles, nine triples, three home runs, 111 RBI, 248 runs, 20 stolen bases, 221 walks and just 95 strikeouts...named a Florida State League All-Star in 2004 before being selected by the Rangers in the Triple-A phase of the 2005 Rule 5 Draft. (A.J. Preller, then the Texas Rangers' director of professional and international scouting, selected Tingler in the Rule 5 Draft.)...earned California League All-Star honors in his lone season in the Texas system in 2006...named a Collegiate Baseball Freshman All-American in 2000 for Mizzou, finishing his Tigers' career as the school's all-time leader in hits, walks and runs.

TINGLER'S PLAYING RECORD

YEAR	CLUB	AVG	G	AB	R	H	2B	3B	HR	RBI	SH	SF	HB	BB	SO	SB	CS	OBP	DPS
2003	Pulaski	.287	62	223	49	64	13	1	1	23	7	4	6	46	14	6	2	.416	.783
	Auburn	.238	7	21	5	5	1	0	0	1	0	0	0	4	0	0	0	.360	.646
2004	Dunedin	.251	118	447	77	112	15	2	1	36	6	4	16	74	25	3	5	.373	.673
2005	Dunedin	.265	121	465	67	123	16	3	1	28	3	4	13	53	31	2	2	.353	.672
2006	Bakersfield	.330	56	224	40	74	4	3	0	17	6	0	4	36	16	5	7	.432	.807
	Frisco	.227	25	97	10	22	0	0	0	6	4	0	3	8	9	4	2	.306	.532
Minor League Totals		.271	389	1477	248	400	49	9	3	111	26	12	42	221	95	20	18	.378	.701

TINGLER'S RECORD AS MANAGER

YEAR	CLUB	LEAGUE	POSITION	WON	LOST	PCT.
2008	DSL Rangers	Dominican Summer League	1st in Division	46	23	.667
2009	DSL Rangers	Dominican Summer League	1st in Division	47	15	.758
2010	AZL Rangers	Arizona League	1st in Division	31	24	.564
2020	San Diego	National League	2nd in NL West (Wild Card)	37	23	.617
2021	San Diego	National League	3rd in NL West	79	83	.488
Minor League Totals				124	62	.667
Major League Totals				116	106	.523



40

TOMMY WATKINS

THIRD BASE/
OUTFIELD

NAMED THIRD BASE COACH ON DECEMBER 10, 2021

B/T: R/R

BORN: 6/18/1980 in Fort Myers, FL

RESIDES: Fort Myers, FL

SCHOOL: Riverdale High School (Fort Myers, FL)

PERSONAL: Thomas Gray Watkins Jr...married his wife, Courtney, in the 2021-22 offseason...1998 graduate of Riverdale (FL) High School...cousin of NFL wide receiver Sammy Watkins...in 2020, established the Tommy Watkins Foundation, a 501(c)(3) organization dedicated to giving back to the communities that supported him throughout his childhood and career (tommywatkins.org)...in conjunction with the Twins and Hormel Foods, for each Twins homer hit in July 2021, the foundation donated 10 backpacks full of school supplies to the Boys & Girls Clubs of the Twin Cities (totaling 400 backpacks), part of its "Bombas for Backpacks" initiative...in 2022, partnered with Every Meal, a Minnesota organization working to fight childhood hunger in the Twin Cities by filling gaps in food access children face during weekends, summers and extended school breaks...recipient of 2023 Kirby Puckett Award for Twins Alumni Community Service, as voted on by the Twin Community Fund Board of Directors...in 2023, participated in the Twins' annual free glove giveaway, mentored young athletes in North Minneapolis, visited childhood cancer patients during an in-season hospital visit, spoke with young athletes at Twins youth camps, visited Twins fans across the Upper Midwest on Twins Winter Caravan and signed autographs at TwinsFest...he continued his community work in 2023 with a food drive and golf tournament...Tommy is nicknamed "The Mayor" in his hometown of Fort Myers, Florida. On January 22, 2019, he was given the key to the city and they declared it Tommy Watkins Day.

COACHING CAREER HIGHLIGHTS: 2025 marks 16th season coaching/managing at some capacity in the Twins organization, sixth at the major league level...spent three seasons as Minnesota's first base coach from 2019-21 prior to shifting to third base coach in 2022...also assists Baldelli in outfield instruction...managed Low-A Cedar Rapids in 2017 to a record of 75-65 and a second place finish; lost in the semifinals to Quad Cities.

COME ON AND TAKE A FREE RIDE

Tommy is fascinated with the Waymo self-driving cars. When the club was on a roadtrip in San Francisco and Arizona in 2024 - couple of the few cities these automobiles exist - he took a ride to the ballpark in one almost every day.

PLAYING CAREER: Had contract selected August 8, 2007 by Minnesota after spending 10 years in the Twins minor league system...made major league debut as pinch-hitter August 10, 2007 at Los Angeles-AL...singled off Jarrod Washburn for first career hit August 15, 2007 at Seattle...suffered lower abdominal muscle strain August 23, 2007 and was on the Injured List the remainder of that season; never returned to the major leagues...selected by Minnesota in the 38th round of the 1998 First-Year Player Draft; signed by scout Brad Weitzel.

PROFESSIONAL COACHING/MANAGING TIMELINE

2022-25	MINNESOTA THIRD BASE COACH
2019-21	MINNESOTA FIRST BASE COACH
2018	Double-A Chattanooga Manager
2017	Low-A Cedar Rapids Manager
2016	Double-A Chattanooga Hitting Coach
2010-15	Low-A Beloit/Cedar Rapids Hitting Coach

WATKINS' PLAYING RECORD

YEAR	CLUB	AVG	G	AB	R	H	2B	3B	HR	RBI	SH	SF	HB	BB	SO	SB	CS	OBP	OPS
1998	GCL Twins	.219	33	73	8	16	5	0	0	8	1	1	0	9	11	5	0	.301	.589
1999	GCL Twins	.263	49	152	30	40	10	0	1	12	7	1	2	28	21	4	4	.383	.731
2000	Elizabethhton	.221	37	113	15	25	2	1	0	15	2	2	2	14	23	4	1	.313	.570
2001	Quad Cities	.230	73	191	31	44	9	0	2	16	6	1	2	28	36	4	2	.333	.642
2002	Fort Myers	.234	94	269	38	63	10	0	2	24	7	2	3	29	46	10	5	.314	.607
2003	Fort Myers	.259	104	347	53	90	9	2	1	35	8	3	5	34	44	11	5	.332	.637
2004	New Britain	.267	116	397	64	106	21	1	8	47	12	4	5	45	77	20	9	.346	.731
2005	New Britain	.229	116	319	50	73	19	0	4	24	13	0	5	31	65	12	7	.307	.633
2006	New Britain	.218	32	101	9	22	2	1	0	8	2	0	1	10	26	3	1	.295	.552
	Rochester	.276	60	174	25	48	10	0	4	23	5	1	1	18	25	7	2	.345	.748
2007	Rochester	.272	110	349	53	95	22	0	8	49	7	3	4	39	63	12	7	.349	.753
	MINNESOTA	.357	9	28	2	10	0	0	0	0	0	0	0	4	4	1	0	.438	.795
2008	Rochester	.219	76	233	32	51	9	3	1	18	5	0	2	25	31	5	4	.300	.596
2009	Rochester	.248	59	129	18	32	6	0	0	11	5	1	0	11	21	2	3	.305	.600
Minor League Totals		.248	959	2847	426	705	134	8	31	290	80	19	32	321	489	99	50	.329	.662
Major League Totals		.357	9	28	2	10	0	0	0	0	0	0	0	4	4	1	0	.438	.795

WATKINS' RECORD AS MANAGER

YEAR	CLUB	LEAGUE	POSITION	WON	LOST	PCT.
2017	Cedar Rapids	Midwest League	2nd in first half/2nd in second half	75	65	.536
2018	Chattanooga	Southern League	3rd in first half/5th in second half	65	72	.474
Minor League Totals				140	137	.505

BASEBALL OPERATIONS STAFF



MIKE HERMAN
SENIOR DIRECTOR, TEAM TRAVEL



Mike Herman, who was promoted to Senior Director of Team Travel in January 2020, begins his 27th season with the Twins and 14th in Team Travel. He is responsible for planning and implementing the club's travel needs, including the negotiations of an air charter agreement, ground transportation and hotel accommodations for the entire traveling party during spring training, the regular season and postseason. He also oversees player and staff game-day ticket requests, and serves as the club's primary scheduling contact with Major League Baseball.

Herman began his career with the Twins as a Media Relations Intern in 1999 before being hired full-time as a Media Relations Assistant at the start of the 2000 season. He also held the positions of Assistant Manager of Media Relations (2001-03) and Manager of Media and Player Relations (2004-06). He was named Director of Baseball Communications in 2007 and served in that role until being named Director of Team Travel in June 2012. He was the recipient of the 2022 Donald Davidson Travel Director of the Year Award, which is voted on by the 30 Club Travel Directors in MLB.

After graduating from Hopkins (MN) High School, Herman attended St. Olaf College, where he played baseball and graduated in 1998 with a degree in communications. Mike, his wife, Brittany, and their sons, Cole and Chase, reside in Plymouth, MN.



BRAD STEIL
SENIOR DIRECTOR, PRO PERSONNEL



Brad Steil begins his 25th year in the Twins organization and first as Senior Director, Pro Personnel after serving six seasons as Senior Director of Pro Player Procurement. Prior to that, he spent five seasons as Twins Director of Minor League Operations, after spending the previous five seasons as Director of Baseball Operations. Steil's duties include management of pro personnel staff, coordination of player evaluation philosophies, and assisting Derek Falvey and Jeremy Zoll with personnel decisions.

Steil was hired as the Administrative Assistant for Scouting in 2001 and was promoted to Baseball Operations Assistant in July 2003. He was named Assistant Director of Baseball Operations in January 2006 and was eventually promoted to Director of Baseball Operations in September 2007.

Steil is a native of Litchfield, MN, and graduated magna cum laude from Concordia College (Moorhead) in 1999. He also attended the St. Thomas Graduate School of Business (1999-2000).

Brad and his wife, Megan, and daughters, Aubrey and Josie, reside in Medina, MN.



ROMAN BARINAS
DIRECTOR, LATIN AMERICA SCOUTING & US INTEGRATION



Roman Barinas, who joined the team in August 2023, begins his second full season with the Twins. As the Director, Latin American Scouting and U.S. Integration, he is responsible for leading the team's scouting efforts in Latin America.

Before the Twins, Barinas spent 16 seasons with the Los Angeles Dodgers where he contributed to various aspects of scouting, player development, and baseball operations. Most recently, he was the team's Latin American Scouting Supervisor. As a part of the Dodgers international scouting leadership, Barinas contributed to the signings of hundreds of players while managing scouts, developing a holistic scouting process, and implementing cross-departmental collaboration. Earlier in his career, his responsibilities included Latin American player and staff development, minor league free agent signings, roster construction, arbitration, and Dominican complex operations.

Roman graduated from Cornell University where he received his B.A. in Economics. He and his wife, Julia, reside in Los Angeles, CA with their two sons, Manolo and Roberto.



NICK BEAUCHAMP
DIRECTOR, BASEBALL OPERATIONS



Nick Beauchamp was promoted to Director, Baseball Operations in January 2025. Prior to that, he spent seven years as Assistant Director, Baseball Operations and four years as Coordinator, Baseball Operations.

He joined the Twins in 2013 as an intern in the Baseball Operations Department and has since held various roles and responsibilities across the department including work in amateur and professional scouting, player acquisitions, arbitration, contract negotiations, roster planning, budgeting, and ensuring collaboration between baseball research and professional scouting processes. Prior to joining the Twins, Nick worked for the Virginia Tech baseball program where he attended college, graduating with a B.S. in Finance in 2011.

Nick and his wife, Marissa, reside in the Minneapolis area.

BASEBALL OPERATIONS STAFF



TOMMY BERGJANS **DIRECTOR, MINOR LEAGUE PITCHING DEVELOPMENT**



Tommy Bergjans is entering his sixth year with the Minnesota Twins. He was promoted to Director of Minor League Pitching Development in December 2023. Prior to this, he spent three years as Assistant Director of Player Development and one year as Coordinator, Player Development. He is responsible for helping set and implement organizational pitching philosophy, building development programs for pitchers, and educating and developing the organizations minor league pitching coaches.

Prior to joining the Twins, Tommy played professionally in the minor leagues for the Los Angeles Dodgers, Philadelphia Phillies, and Cincinnati Reds organizations.

Tommy attended Haverford College, where he played baseball and graduated with a B.A. in economics in 2015. He and his wife, Meg, currently live in Minneapolis, MN.



AMANDA DALEY **DIRECTOR, PLAYER EDUCATION**



Amanda Daley was promoted to Director, Player Education in November 2022. She joined the Twins in 2007 after spending three years working at Pohlad Companies. She began working in amateur scouting and facilitating the administration of the amateur draft, while also working with international scouts and administrative staff in the academies in Latin America. Amanda grew to take on responsibilities in budgeting and player and staff immigration, while also working with the player education effort. She now places her focus on education, supporting players in their high school equivalency, English

language proficiency, life skills, and continuing education.

Amanda graduated from Winona State University with majors in communication studies and Spanish. She and her husband, Sam, reside in the northeast metro.



SEAN HARLIN **DIRECTOR, BASEBALL TECHNOLOGY**




Sean Harlin begins his 34th year with the Twins and eighth in his current role, a position he was named to in January 2018. Harlin attended St. John's University in Collegeville, MN, where he received his B.A. in English.

In his role as Director of Baseball Technology, Harlin is responsible for researching, selecting and implementing new baseball technologies for use in the major leagues, player development and scouting, overseeing the Twins' major league and minor league baseball technology programs; and serving as the liaison for baseball operations on construction projects.

Harlin began his career with the Twins in 1992 as an office services assistant until joining the Twins media relations department, where he served as Manager of Media Relations from 1994-2005. He was the Director of Major League Video from 2006-17.

Sean, his wife, Andrea, and their son, Tadhg, reside in Eagan, MN.



DREW MACPHAIL **DIRECTOR, PLAYER DEVELOPMENT**



Drew MacPhail is entering his sixth year with the Minnesota Twins. He was promoted to Director of Player Development in October 2022. Prior to that, he spent three years as Assistant Director of Player Development. He is responsible for overseeing all minor league players and staff, as well as implementing holistic development initiatives designed to help Twins' minor league players maximize their potential.

Prior to joining the Twins, Drew worked for four years in the Los Angeles Dodgers' front office in player development. While with the Dodgers, he worked on a variety of organizational initiatives, including collaborating on developmental player plans and helping oversee joint R&D/PD coaching initiatives.

MacPhail is a proud alum of Claremont McKenna College, where he graduated with a degree in economics in 2015.



BRIAN MALONEY **DIRECTOR, MINOR LEAGUE & HIGH PERFORMANCE OPERATIONS**



Brian Maloney begins his 20th season with the Twins. He was promoted to Director, Minor League & High Performance Operations in November 2022. His responsibilities include creating minor and major league player contracts and executing all major league player transactions. He works as a conduit to Major League Baseball on administrative matters. He also produces and manages all minor league budgets. Additionally, he serves as the day-to-day contact with the club's minor league affiliates and ensures the Twins remain compliant with all minor league policies.

Brian began his career with the Twins in 2006 at the Fort Myers, FL complex. He worked in Florida Operations for 13 years, assisting with planning and overseeing construction of the upgrades to the Lee County Sports Complex and stadium, including the Twins' Player Development Academy. He also worked on the planning and completion of the Twins' Dominican Academy, which opened in 2017.

Maloney attended the University of Connecticut, where he played baseball and graduated in 2005 with a degree in finance.

Brian, his wife, Emily, and their children, Andrew and Molly, reside in Plymouth, MN.

BASEBALL OPERATIONS STAFF



JOSH RUFFIN
DIRECTOR, APPLIED ANALYTICS



Matthew Joshua Ruffin was promoted to Director, Applied Analytics in November 2024. Entering his seventh season with the Twins, he previously spent two years as an Assistant Director, Player Development Research, one season as a Manager, Player Development research, and three seasons as an Analyst, Advance Scouting. He is responsible for managing a team of researchers who focus on providing information for coaching staff and development coordinators to improve player performance. This involves monitoring and investigating development trends in baseball, while also integrating Sports Science research into player development plans.

Josh is originally from Lorton, VA. Prior to joining the Twins, he served as a data analyst for various government departments as a data analyst. He obtained his four-year degree in Statistical Science from Duke University, where he walked onto the varsity baseball team, and his Masters in Data Analytics Engineering from George Mason University.

Josh, his wife, Natalie, and his son, Ajax, currently reside in Robbinsdale, MN.



DANE SORESENSEN
DIRECTOR/PRINCIPAL RESEARCH LEAD, BASEBALL RESEARCH



Dane Sorensen was promoted to Director/Principal Research Lead, Baseball research in December of 2024. He joined the Twins in December 2021 as Director, Baseball Research, after working with the club's research and development group as a part-time consultant for two years. He is a native of Apple Valley, MN.

In his current role, Dane oversees the club's research subgroups, working closely on both the technology, and research and development sides. He has prior baseball experience with the St. Louis Cardinals, where he served as a Quantitative Analyst from 2012-16 and as Director of Baseball Development from 2017-19. In between his stints in baseball, he worked as a Senior Data Analyst for Be The Match and as a Principal in Data and Analytics at Slalom, a consulting firm.

Sorensen earned his B.S. in math from Lawrence University and his master's degree in informatics from Indiana University.

Dane and his wife, Andrea, have two children and reside in Minneapolis, MN.



KEVIN WRIGHT
DIRECTOR, PREDICTIVE ANALYTICS



Kevin Wright begins his seventh season with the Twins. He was promoted to Director, Predictive Analytics in December of 2024. His responsibilities include leading the development of the club's research products such as player projections to provide insights across baseball operations.

Kevin began his career with the Twins in 2019 and served as a Baseball Research Analyst from 2019-21 and as Assistant Director, Baseball Research from 2022-24. Prior to that, he worked as a manufacturing engineer for Medtronic (2015-19) and a run plant engineer at Dow Chemical (2012-15).

Wright earned his B.S. in mechanical engineering from Georgia Tech in 2012.

Kevin, his wife, Alishia, and their son, Simon, reside in Fridley, MN.



BASEBALL OPERATIONS STAFF



MICHAEL CUDDYER
SPECIAL ASSISTANT, BASEBALL OPERATIONS



Michael Cuddyer joined the Twins front office on November 28, 2016. Cuddyer, 46, was drafted by Minnesota in the first round of the 1997 First-Year Player Draft and played 15 seasons in the major leagues, including 11 seasons with the Twins from 2001-11. He also played three seasons in Colorado and one with New York-NL, winning the NL batting title for the Rockies with a .331 batting average in 2013.

Cuddyer's responsibilities include, but are not limited to, helping position player development by focusing on transition programs and teaching an understanding of major league expectations, environment and culture. He also is involved in the amateur draft process and is a resource for player acquisitions.

The former outfielder played a key role on six different Twins AL Central Division championship teams. The two-time All-Star (2011 with the Twins and 2013 with the Rockies) played 1,139 career games in a Twins uniform, hitting 141 home runs with 580 RBI. He ranks ninth on the Twins all-time list in doubles (239), 11th in RBI (580) and 12th in hits (1,106). Cuddyer was inducted into the Twins Hall of Fame in 2017.



LATROY HAWKINS
SPECIAL ASSISTANT, BASEBALL OPERATIONS



Latroy Hawkins joined the Twins front office on November 28, 2016. Hawkins, 52, was drafted by the Twins in the seventh round of the 1991 First-Year Player Draft and played 21 seasons in the major leagues, with 11 different teams.

Hawkins' responsibilities include, but are not limited to, contributing to the development of the organizational pitching philosophies used in the selection and development of all players. He contributes to the amateur scouting process and trade deadline preparation meetings. Additionally, Hawkins occasionally serves as an analyst for Twins television broadcasts.

He pitched nine seasons in Minnesota from 1995-2003, appearing in 366 games. The Gary, IN native ranks 10th on baseball's all-time list in games, appearing in 1,042 total over his 21-year career and 60-plus in 10 different seasons. Hawkins is one of 13 relievers in baseball history to record at least one save against all 30 teams. He was a set-up man on two-straight Twins AL Central Division championship teams in 2002 and 2003, posting an ERA of 2.13 in 65 games in '02 and 1.86 in 74 games in '03. In January 2018, he was inducted into the Indiana High School Baseball Coaches Association Hall of Fame.



JUSTIN MORNEAU
SPECIAL ASSISTANT, BASEBALL OPERATIONS



Justin Morneau joined the Twins front office on January 17, 2018. Morneau, 43, was drafted by the Twins in the third round of the 1999 First-Year Player Draft and played 14 seasons in the major leagues, including 11 seasons with the Twins from 2003-13. He also played for Pittsburgh, Colorado and Chicago-AL from 2013-16.

The former first baseman played a key role on three different Twins AL Central Division championship teams and won the American League Most Valuable Player Award in 2006. The four-time All-Star played 1,278 games in a Twins uniform, hitting .278 with 221 home runs and 860 RBI. He was elected to the Twins Hall of Fame in 2020 and inducted

in 2021. Also, he was inducted into the Rochester Red Wings Hall of Fame in July 2022.

Morneau's responsibilities include, but are not limited to, helping position player development by focusing on transition programs and teaching an understanding of major league expectations, environment and culture. He is also involved in the amateur draft process and as a resource for player acquisitions. Additionally, Morneau serves as an analyst for Twins television broadcasts, returning for his eighth season in 2025.

He also serves as a resource for players and coaches in the mental and fundamental aspects of the game. In his role as Special Assistant, Morneau participates in instructional programs and visits all minor league affiliates throughout the season. He works alongside the Baseball Operations staff and uniformed personnel to ensure development in players' understanding of culture, talent evaluation and organizational vision. In addition, Morneau plays a part in supporting the Twins community efforts, being involved in charities and community work throughout Twins Territory.



BASEBALL OPERATIONS STAFF



DERON JOHNSON
SENIOR ADVISOR, SCOUTING



Deron Johnson has been a member of the Twins organization since January 1994. After working as the Northern California Area Scout, Johnson was promoted to West Coast Supervisor in October 1998 and, on September 13, 2007, he was promoted to Director of Scouting for the Twins. In December 2016, he was named to his current role of Senior Advisor of the Scouting Department. In his position, Johnson scouts the best talent in the domestic and international amateur markets and assists the Professional Scouting Department by undertaking targeted minor and major league scouting assignments. Additionally, he spends the summer months evaluating all levels of the Twins minor league affiliates.

Johnson was born and raised in Vallejo, CA, and graduated from St. Mary's College in Moraga, CA, with a B.A. in liberal arts in 1991. Prior to joining the Twins, Johnson played three minor league seasons as an outfielder in the Pittsburgh Pirates organization from 1988-90. He served as the assistant baseball coach and recruiting coordinator for the University of San Francisco from 1992-93. In addition, Johnson has covered minor league and major league teams and works with the club's advance team.

Deron and his wife, Alecia, have four children, Ashley (Carrino), Alexis, Deron Jr. and Dominique, and two grandchildren, Autumn Carrino and Austin Hendrix Carrino. They reside in Sacramento, CA.



PAUL MOLITOR
MINOR LEAGUE INSTRUCTOR



Paul Molitor joined the Twins front office during the 2021 season. The National Baseball Hall of Famer played 21 seasons with Milwaukee (1978-92), Toronto (1993-95) and Minnesota (1996-98).

Molitor's responsibilities include assisting the baseball operations department with minor league instruction during both minor league spring training and at the Twins' affiliates during the regular season. He also joins the Twins radio broadcast for select games, broadcasting a handful of games in 2024 and will return to the booth in 2025.

He managed the Twins for four seasons from 2015-18 (305-343, .471) and was named the American League Manager of the Year in 2017 after guiding the Twins to a record of 85-77 and an American League Wild Card berth. Prior to his time as manager, he was an assistant coach for the Twins in 2014, minor league baserunning/infield coordinator for the Twins in 2003 and from 2005-13, hitting coach for Seattle in 2004 and bench coach for Minnesota from 2000-01.

The St. Paul native was inducted into the National Baseball Hall of Fame in 2004 (first ballot) and is one of just seven players in baseball history (Ty Cobb, Honus Wagner, Eddie Collins, Lou Brock, Rickey Henderson and Ichiro Suzuki) to amass at least 3,000 hits, 500 stolen bases and a .300 batting average or higher. The University of Minnesota alumnus (1975-77) was originally drafted by the Brewers with the third overall pick in the 1977 First-Year Player Draft and ranks 10th on baseball's all-time list in hits (3,319), 15th in doubles (605), 16th in at-bats (10,835), 20th in runs (1,782), 35th in games (2,683) and 39th in stolen bases (504). He was named to seven AL All-Star teams (1980, '85, '88, '91, '92, '93 and '94), won four Louisville Silver Slugger Awards (1987, '88, '93 and '96), won both the Branch Rickey Award and Players Choice Man of the Year Award in 1998, and was named World Series Most Valuable Player for the 1993 Toronto Blue Jays.

SUPPORT STAFF



ROD McCORMICK
EQUIPMENT MANAGER



Rod McCormick begins his 32nd season with the Twins and 19th as the club's Equipment Manager. McCormick joined the Twins as a ball boy in 1994 and became the Home Clubhouse Assistant in 1998. He was named home Clubhouse Manager in April 2007.

A graduate of Minnetonka (MN) High School, McCormick attended the University of Minnesota from 1993-96. He oversees the upkeep of all team and personal player equipment, and the movement of equipment during spring training and all regular season and Postseason roadtrips.

Rod, wife, Kristen, and twin sons, Charlie and Parker, reside in Minnetonka, MN.



MARCUS McKENZIE
VISITING CLUBHOUSE MANAGER



Marcus McKenzie enters his 15th season with the Twins and eighth as Visiting Clubhouse Manager. He joined the Twins as a clubhouse attendant in 2011 and became the Visiting Clubhouse Assistant in 2012. He was named the Visiting Clubhouse Manager in January 2018, overseeing upkeep of visiting team needs and the movement of equipment in and out of Target Field.

A 2003 graduate of Minnetonka (MN) High School, McKenzie played one year of baseball at the University of New Orleans in 2004, before transferring to the University of Minnesota to play baseball, graduating with a communications degree in 2007. He played four seasons of independent baseball and joined the Twins in 2011. In 2012, McKenzie received his master's degree in organizational management from Concordia University in St. Paul, while helping his father run the baseball program. In 2017, McKenzie was named Associate Head Baseball Coach at Concordia St. Paul. He has also worked in the visiting locker room for the Minnesota Vikings since September 2000.

Marcus, wife, Katie, and daughter, Madison, reside in Lakeville, MN.

PERFORMANCE STAFF



NICK PAPARESTA

HEAD ATHLETIC TRAINER



Nick Paparesta enters his third season with the Twins after 12 seasons as the Oakland A's head athletic trainer. Prior to that, Paparesta served as the Tampa Bay Rays assistant athletic trainer for three seasons.

A native of North Fort Myers, FL, Paparesta spent five years in the Rays organization. He joined Tampa Bay in 2006 as minor league head athletic trainer and rehabilitation coordinator, overseeing all minor league athletic trainers and rehabilitation with minor league players in that role for two seasons. He was promoted to the major league level in 2008 and was a member of Tampa Bay's American League championship team that year.

Prior to his stint with the Rays, Paparesta worked in the Cleveland organization for 11 seasons, including four years with Triple-A Buffalo. He is a graduate of Baldwin-Wallace College in Berea, OH, and holds certifications by the National Athletic Trainers' Association (NATA).

In 2009, Paparesta shared honors with Ron Porterfield and Paul Harker of the Tampa Bay Rays as "Major League Athletic Training Staff of the Year." He was selected by PBATS to serve as the head athletic trainer for the American League team at the 2017 Major League Baseball All-Star Game in Miami, FL. In 2018, Paparesta shared honors with Jeff Collins and Brian Schulman of the Oakland A's as "Major League Athletic Training Staff of the Year."

He resides in, Queen Creek, AZ, with his wife, Kristel, and their two children.



MASAMICHI ABE

ASSISTANT ATHLETIC TRAINER



Masamichi "Masa" Abe begins his eighth season in the Twins organization as Assistant Athletic Trainer. Abe attended the University of Arkansas, where he received his M.S. in biomechanics and his B.S. in exercise science.

He spent his previous seven seasons as an athletic trainer at some capacity in the Arizona Diamondbacks organization, spending 2016-17 with Triple-A Reno, 2014-15 with Double-A Mobile, 2013 with High-A Visalia, 2012 with Rookie-Missoula and 2011 with the AZL Diamondbacks.

He also trained for the Japanese Team during the World Baseball Classic in 2017 and in the Arizona Fall League in 2013 and '14. He was named 2017 Pacific Coast League Athletic Trainer of the Year, a 2013 Professional Baseball Athletic Training Society Scholar and 2012 Athletic Trainer of the Year.

Masa and his wife, Naomi, and their sons, Kaito and Sota, make their home in Hiroshima, Japan.



JASON KIRKMAN

ASSISTANT ATHLETIC TRAINER



Jason Kirkman is in his sixth season in the Twins organization and fourth as Assistant Athletic Trainer with the major league club. He served as the Triple-A St. Paul Saints athletic trainer in 2021 and was slated to have the same role with Rochester in 2020 prior to the cancellation of the minor league season.

Kirkman has spent the last 19 years as an athletic trainer in baseball. He began with the Philadelphia Phillies, working with Short-A Batavia (2003), Low-A Lakewood (2004-05), Double-A Reading (2007), Triple-A Lehigh Valley (2008-11) and High-A Clearwater (2012-13). He spent one season with Atlanta (Gulf Coast Braves, 2014) before moving to the Los Angeles-NL organization and working for High-A Rancho Cucamonga (2015-16) – where he was the California League Athletic Trainer of the Year in 2016 – followed by stints with Double-A Tulsa (2017) and Triple-A Oklahoma City (2018).

Jason earned his B.S. from Boise State University and his Master's of Health Sciences from Nova Southeastern University. He resides in Orlando, FL.



IAN KADISH

DIRECTOR, STRENGTH AND CONDITIONING




Ian Kadish enters his seventh season as the Twins Strength and Conditioning Director after spending 2018 as the Twins Minor League Strength and Conditioning Coordinator. He is based out of the Twins' complex in Fort Myers, FL.

Prior to joining the Twins, he was minor league strength coach for two seasons in the Miami Marlins organization. Before working for the Marlins, Kadish served as an intern for The Ohio State Football Strength and Conditioning program.

The 2011 Marshall University graduate played four seasons of professional baseball, three of which were in the Toronto Blue Jays organization. Ian and his wife, Emily, and their two children reside in Fort Myers, FL.

PERFORMANCE STAFF



CHUCK BRADWAY

MAJOR LEAGUE STRENGTH AND CONDITIONING COACH



Chuck Bradway enters his eighth year as a Strength and Conditioning Coach in the Twins organization, as well as his fourth full season as a Major League Strength and Conditioning Coach, after working in Minnesota's minors from 2018-21.

Prior to joining the Twins, Bradway did strength and conditioning internships at the University of Tampa (2016-17) and the University of South Florida (2017), and worked as a strength and conditioning coaching assistant at UT (2017-18). He also served as a strength and conditioning coach at New York University Abu Dhabi from 2013-16.

Bradway earned his B.A. from St. Lawrence University and his M.S. in exercise and nutrition science from the University of Tampa.

Chuck resides in Fort Myers, FL.



AARON RHODES

MAJOR LEAGUE STRENGTH AND CONDITIONING COACH



Aaron Rhodes joined the Twins in November 2021 and enters his fourth season with the club as a Major League Strength and Conditioning Coach. He obtained his B.S. in exercise science from Lindenwood (MO) University in 2015.

Rhodes spent the previous six seasons in the St. Louis Cardinals organization (2016-21), most recently serving as Minor League Strength and Conditioning Coordinator from 2017-21. He was also a strength and conditioning coach in the Cardinals' minor league system from 2016-17. Prior to joining the Cardinals, he interned with the NHL's St. Louis Blues, worked as an S&C intern at his alma mater – where he worked with former Twins S&C coach Andrea

Hayden – and was a Physical Therapy Technician at Excel Sports and Physical Therapy in the St. Louis area.

Aaron, his wife, Kayla, daughter, Aubrielle, and son, Trenton, reside in Godfrey, IL.



CHRISTIAN HINTZ

MAJOR LEAGUE PHYSICAL THERAPIST



Christian Hintz is entering his second season as a Physical Therapist for the Minnesota Twins and seventh in the organization. He spent the previous five seasons in a minor league physical therapist role, working with players at all levels of the Twins system out of the Fort Myers complex.

Christian completed his post-graduate training with the Fairview Sports Residency program in the Twin Cities, working with athletic programs at Augsburg University, Hamline University, and Lakeville North High School. He graduated from

the University of Wisconsin-La Crosse, earning his Bachelor of Science degree in exercise science and a Doctor of Physical Therapy degree

A native of Blaine, MN, Christian resides in Fort Myers, FL, with his wife, Brooke, and son, Parker.

PLAYER AND COACH PRONUNCIATION GUIDE

ALCALA.....AL-cah-lah
BADER.....BAY-der
BORGSCULTE.....BORG-shul-tee
BORREGO.....bo-RAY-go
JAIR CAMARGO.....JAH-eer cah-MAR-go
EIBERSON CASTELLANO...AYE-bear-son cass-ty-AH-no
CARTAYA.....car-TY-ah
COULOMBE.....KOO-loam
DOBNAK.....DAWB-nak
JHOAN DURAN.....JO-ahn DOO-rah
ISOLA.....eye-SO-lah
EDOUARD JULIEN.....ED-ward JOO-lee-en
KEASCHALL.....KEE-shull

KEIRSEY.....ker-zee (like jersey)
LARNACH.....LAR-nick
MAKI.....macky
MCCAUGHAN.....mah-CAK-en
MISIEWICZ.....mih-SEV-ich
OBER.....OH-burr
PADDACK.....PAD-ack
ERASMO RAMIREZ.....eh-RAZ-mo
RAYA.....RY-ah
SPEAS.....speek
TOPA.....TOW-pah
VAZQUEZ.....VASS-kez
HUASCAR YNOA.....WAHS-car ee-NO-ah

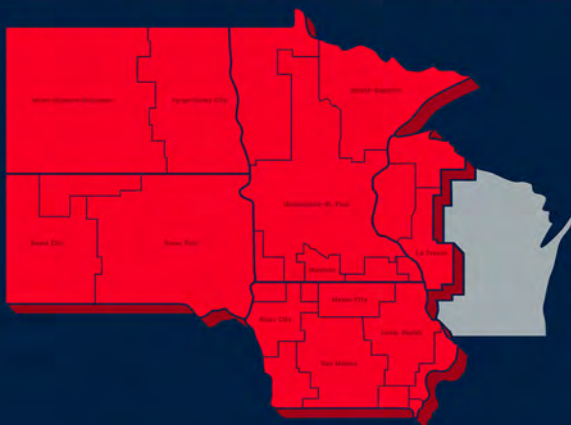
TWINS 2025 40-MAN ROSTER - HOW CONSTRUCTED

FIRST-YEAR PLAYER DRAFT (19)	TRADE (11)	FREE AGENT (8)	WAIVER CLAIM (1)	RULE 5 DRAFT (1)
2012: Byron Buxton (1st RD)				
2013:				
2014:				
2015:				
2016: Griffin Jax (3rd RD) Jose Miranda (Lottery Rd. B)				
2017: Royce Lewis (1st RD) Bailey Ober (12th RD)				
2018: Kody Funderburk (15th RD) Ryan Jeffers (2nd RD) DaShawn Keirse Jr. (4th RD) Trevor Larnach (1st RD) Cole Sands (5th RD)	Jorge Alcala (HOU) Jhoan Duran (ARI)			
2019: Matt Canterino (2nd RD) Edouard Julien (18th RD) Louis Varland (15th RD) Matt Wallner (1st RD)		Emmanuel Rodriguez		
2020: Marco Raya (4th RD)	Jair Camargo (LAD)			
2021: Travis Adams (6th RD) David Festa (13th RD)	Joe Ryan (TB) Austin Martin (TOR) Simeon Woods Richardson (TOR)			
2022: Brooks Lee (1st RD) Zebby Matthews (8th RD)	Chris Paddack (SD)	Willi Castro Carlos Correa Brock Stewart Christian Vázquez		
2023:	Pablo López (MIA)			
2024:	Justin Topa (SEA)		Michael Tonkin (NYY)	
2025:	Diego Cartaya (LAD) Mickey Gasper (BOS)	Harrison Bader Danny Coulombe Ty France		Eiberson Castellano (PHI)



**STREAM ALL REGULAR SEASON
GAMES IN TWINS TERRITORY**

FOR LESS THAN \$1/GAME!



twins.com/watch

2025 PLAYERS





82

TRAVIS ADAMS

RHP

H/W: 6-1/213
OPENING DAY AGE: 25
BORN: 1/19/2000 in Palm Springs, CA
RESIDES: Scottsdale, AZ

B/T: R/R

ACQUIRED: 6th RD, 2021 MLB Draft
M.L. SERVICE: None
OPTIONS USED: 0 of 3
CONTRACT STATUS: Signed thru 2025

PERSONAL: Travis Michael Adams...X: @T_Adams_jarvis...Instagram: @travisadams25...grew up in Desert Hot Springs, CA...attended Palm Desert High School...pitched collegiately at Sacramento State University from 2019-21, going 10-5, 3.67 ERA (147.0 IP, 60 ER) with 25 walks and 129 strikeouts in 32 games (26 starts)...named Academic All-WAC in 2020 as sophomore...in March 2024, during spring training and alongside his housemate fellow Twins minor leaguer Jaylen Nowlin, helped rescue and elderly man from a burning building; the pair heard a loud boom in their neighborhood and ran to help, pulling the man from the house with several others...participated in 2025 Twinsfest at Target Field in January.

POSTSEASON CAREER: Has not appeared at major league level.

2024:

- ✦ Began season at Double-A Wichita and spent almost entire season in starting role, making 19 starts for Wind Surge and three relief appearances.
- ✦ Placed on Wichita's 7-day Injured List with right elbow impingement on May 10; reinstated on May 18.
- ✦ Named Texas League Pitcher of the Week on August 25; made the start on August 22 at Midland, pitching 6.0 scoreless innings with one hit allowed, one walk and a season-high 10 strikeouts, one short of his professional career high in strikeouts.
- ✦ Named Twins minor league Pitcher of the Month for August, going 1-0, 0.70 ERA (25.2 IP, 2 ER) with seven walks and 28 strikeouts in five games (4 starts).
- ✦ In final six games for Wind Surge, went 1-1, 0.85 ERA (31.2 IP, 3 ER) with opponents hitting .139 from July 30-August 27.
- ✦ Promoted to Triple-A St. Paul on August 30, where he mostly pitched as starter.
- ✦ Made four appearances (3 starts) for Saints in September, allowing 11 runs in 19.0 innings (5.21 ERA) with a .239 opponent batting average.
- ✦ Combined to go 5-9, 3.90 ERA (127.0 IP, 55 ER) with 35 walks and 118 strikeouts in 26 games (22 starts), setting single-season professional career high in innings pitched...held left-handed batters to a .215 average, compared to .253 vs. right-handed batters.
- ✦ Finished third among all Twins minor leaguers in strikeouts (118), fourth in innings pitched (127.0) and fifth in starts (22).
- ✦ Added to Twins 40-man roster on November 19.

2023: Spent duration of third professional season with Double-A Wichita...ranked second in the Twins' system in starts (25), was fourth in innings pitched (109.2) and tied for ninth in strikeouts (97)...also was tied for third in the Texas League in starts...tossed a professional career-high 6.2 innings on August 16 vs. Springfield.

2022: Split the season between Low-A Fort Myers and High-A Cedar Rapids, going 6-8, 3.93 ERA (100.2 IP, 44 ER) with 26 walks and 108 strikeouts in 22 games (22 starts)...fanned a career-high 11 batters on August 23 at Lake County.

2021: Played for FCL Twins, appearing in one game (start), going 0-1, 20.25 ERA (1.1 IP, 3 ER) with two walks and three strikeouts.

PROFESSIONAL: Selected by Minnesota in sixth round of 2021 First-Year Player Draft.

ADAMS' PLAYING RECORD

YEAR	CLUB	W-L	ERA	G	GS	CG	SHO	SV	IP	H	R	ER	HR	HB	BB	SO	WP	K/9	BAA
2021	FCL Twins	0-1	20.25	1	1	0	0	0	1.1	2	3	3	0	0	2	3	0	20.3	.333
2022	Fort Myers	4-5	3.50	15	15	0	0	0	69.1	57	28	27	4	2	15	69	3	9.0	.224
	Cedar Rapids	2-3	4.88	7	7	0	0	0	31.1	34	20	17	4	0	11	39	1	11.2	.272
2023	Wichita	4-10	5.66	26	25	0	0	0	109.2	118	75	69	16	3	43	97	7	8.0	.275
2024	Wichita	5-7	3.67	22	19	0	0	0	108.0	95	51	44	9	3	28	109	5	9.1	.233
	St. Paul	0-2	5.21	4	3	0	0	0	19.0	17	11	11	4	0	7	9	1	4.3	.239
Minor League Totals		15-28	4.54	75	70	0	0	0	338.2	323	188	171	37	8	106	326	17	8.7	.250

ADAMS' PROFESSIONAL INJURED LIST HISTORY

DATES	INJURY	LEVEL
May 10-18, 2024	Right Elbow Impingement	Double-A Wichita



66
JORGE ALCALA

RHP

H/W: 6-2/209 B/T: R/R
OPENING DAY AGE: 29
BORN: 7/28/1995 in Bajos de Haina, DR
RESIDES: Santo Domingo, DR

ACQUIRED: Trade with HOU, 7/27/18
M.L. SERVICE: 4 years, 165 days
OPTIONS USED: 1 of 3
CONTRACT STATUS: Signed thru 2025

PERSONAL: Jorge Luis Alcala (pronounced AL-cal-lah)...Instagram: @jorge_luis_alcala28...hobbies include playing dominoes and going to the beach.

CAREER HIGHLIGHTS: Healthy season in 2024 after slowed by arm injuries in 2022 and '23...Twins are second organization, starting with Houston from 2015-18 and was part of Ryan Pressly trade at 2018 deadline to get to Minnesota...made Twins Opening Day roster four times in career (2021-24)...earned first major league save in final 2021 appearance, on October 3 at Kansas City (1.1 IP, 3 K)...ranked the 23rd-best prospect in the Twins' system as of September 14, 2019 by MLB.com, and 19th by *Baseball America*...made major league debut September 21, 2019 vs. Kansas City, pitching 0.2 scoreless innings with one hit and one walk...recorded first major league win August 18, 2020 vs. Milwaukee, pitching 2.0 scoreless innings in a 4-3, 12-inning Twins victory...named No. 11 prospect in Twins system by MLB.com in 2018...named 18th-best prospect in Astros system by MLB.com in 2017.

POSTSEASON CAREER: Has not appeared at major league level.

2024:

- Made Twins Opening Day roster for fourth time in career and fourth time consecutively.
- Earned win in relief in Game 1 of the April 13 doubleheader at Detroit, pitching 2.0 innings in an 11-5 victory...first major league win since July 31, 2021 at St. Louis.
- Did not allow an earned run in six appearances (8.1 IP) to begin season from March 30-April 13 but was optioned to Triple-A St. Paul on April 14 (Caleb Thielbar returned from IL).
- Appeared in three games for the Saints from April 17-30 and was recalled by Minnesota on May 3 (Byron Buxton IL).
- Appeared in two games for the Twins from May 4-7 and optioned again to St. Paul on May 8.
- Made four appearances for the Saints from May 11-21 and was recalled by Minnesota on May 24.
- Appeared in 100th career major league game on May 28 vs. Kansas City, pitching 1.0 scoreless inning with two strikeouts and earning a hold.
- Did not allow an earned run in 14 of first 15 appearances for Twins from March 30-June 9, posting a 1.89 ERA (19.0 IP, 4 ER) in that span.
- Used in more high leverage situations beginning in June, accumulating 11 holds over 25 appearances from June 16-August 17.
- Did not allow a home run in first 32 appearances from March 30-July 20 vs. Milwaukee, until a Jackson Chourio homer on July 21 vs. Milwaukee, a span of 142 batters faced to start season.
- Held opponents scoreless in season-long 10-straight appearances from June 28-July 20, allowing three hits with two walks and eight strikeouts in 9.0 innings over that span...second-longest scoreless streak of career.
- Allowed career-high five runs in 0.2 innings pitched on August 18 at Texas...entered the game with a 4-0 lead and exited down 5-4, allowing a two-run game-tying homer to Adolis Garcia and a go-ahead homer to Josh Jung.
- Allowed 10 earned runs on 14 hits (5 HR) in 8.2 innings pitched in nine appearances from August 18-September 15...was optioned to Triple-A St. Paul on September 16.
- Stayed in St. Paul after conclusion of Saints' season and continued workouts to be ready for major league club in final week of Twins' season.
- Recalled on September 25 and appeared in three games for Twins to end season.
- Set career high in holds (15).
- Held right-handed hitters to a .193 average with a .624 OPS with Minnesota, compared to .188 with a .618 OPS vs. left-handers.
- Ranked in 97th percentile in baseball in average fastball velocity (97.9 mph), 93rd percentile in xBA (.196) and 91st in hard-hit percentage (32.7%).
- Opponents hit .080 (2-for-25) against his changeup, .125 (2-for-16) against his sinker, .204 (19-for-93) against his slider and .224 (17-for-76) against his four-seam fastball...had run value of three on sinker, his highest of any pitch.
- Set career highs in average fastball velocity (97.9 mph), off-speed velocity (91.0 mph) and breaking ball velocity (89.9 mph).

CAREER HIGHS

IP: 3.0, 8/21/20 at KC
Walks: 2, 11x, last 8/23/24 vs. STL
SO: 6, 8/21/20 at KC
CG: --
Low-Hit CG: --
Win-Streak: 3, 7/2/24-present



AL PITCHING LEADERS

BAA AMONG RELIEVERS IN 2024
(minimum of 55.0 innings pitched)

1. Kirby Yates, TEX.....	.113
2. Andrés Muñoz, SEA.....	.153
3. Emmanuel Clase, CLE.....	.154
4. Mason Miller, OAK.....	.160
5. Hunter Gaddis, CLE.....	.166
6. Tyler Holton, DET.....	.169
7. Josh Hader, HOU.....	.171
8. Tim Herrin, CLE.....	.173
9. Luke Weaver, NYY.....	.176
10. Griffin Jax, MIN.....	.184
11. Cade Smith, CLE.....	.190
12. Jorge Alcala, MIN.....	.190

TWINS PITCHING LEADERS

PITCHES THROWN 96+ MPH SINCE 2019

1. Jhoan Duran	1,901
2. Jorge Alcala	950
3. Griffin Jax	782
4. Emilio Pagán	528
5. Pablo López	434

2023: Made Twins Opening Day roster for third time in career and third time consecutively...did not allow an earned run in first four appearances (5.2 IP) from April 1-12...optioned to Triple-A St. Paul on April 21 (Simeon Woods Richardson recalled)...appeared in four games for Saints from April 23-May 3 and was recalled by Minnesota on May 6...appeared in four more games for Twins, allowing six runs in 5.1 innings pitched (10.13 ERA) and was placed on 15-day Injured List on May 16 with a right forearm strain...transferred to 60-day IL on June 18...pitched in two games with Triple-A St. Paul on rehab assignment; reinstated on October 1...appeared on October 1 at Colorado, allowing one run on one hit in 2.0 innings pitched, with two walks and four strikeouts; hit a max pitch velocity of 99.1 mph twice, during at-bats to Brenton Doyle and Elehuris Montero (both balls)...continued

to throw live batting practice to Twins hitters during Postseason play to stay sharp...held opponents to a .133 (2-for-15) average when throwing his changeup (threw 68 times).

2022: Made Twins Opening Day roster for second time in career and second consecutive season...made two scoreless appearances on April 8 and 10 vs. Seattle, during the Twins' first series, pitching 2.1 innings (2 BB, 2 K)...placed on 10-day Injured List on April 12 with right elbow inflammation...underwent surgery on right elbow...transferred to 60-day IL on April 23...made one rehab appearance on June 1 with Low-A Fort Myers but had a setback and was shut down for rest of season.

2021: Made Twins Opening Day roster for first time in career...nine of first 12 appearances were scoreless from April 4-May 5, posting a 2.92 ERA (12.1 IP, 4 ER) and a .150 (6-for-40) opponent batting average with two walks and 12 strikeouts in that span...posted opponent batting averages of .147 (5-for-34) with 11 strikeouts in nine April games and .194 (6-for-31) with six strikeouts in 11 May games...placed on 10-day Injured List on August 9 with right triceps tendinitis; reinstated August 27...struck out at least one batter in 19-consecutive appearances (27 total K) from July 27-end of season, the longest run by a Twins reliever on the season...16 of his final 19 appearances were scoreless, from July 27-end of season...went 1-2, 0.82 ERA (22.0 IP, 2 ER) with one save, seven holds, three walks, 27 strikeouts, a .153 (11-for-72) opponent batting average and a 0.64 WHIP in that span...went 1-3, 3.23 ERA (30.2 IP, 11 ER) with an opponent average of .173 (18-for-104) in 30 away games, compared to 2-3, 4.66 ERA (29.0 IP, 15 ER) with an opponent average of .255 (27-for-106) in 29 home games...held right-handed hitters to a .214 batting average (27-for-126) with a .580 OPS and lefties hit 214 (18-for-84) with a .740 OPS against him...struck out at least one batter in 44 of 59 appearances and multiple batters in 13 appearances...fanned a season-high five batters on April 25 vs. Pittsburgh...threw the only pitches for the Twins that registered 100 mph-or-faster on the season, reaching triple digits 14 times...the fastest was 100.9 mph on August 8 at Houston to Jason Castro (ball)...set career highs in appearances (59) and strikeouts (61), while stranding 15 of 21 inherited runners (71.4%)...ranked tied for third on the club in appearances, including 43 without allowing an earned run (4th on club).

2020: Began season on Minnesota Taxi Squad...recalled by Twins August 1...made season debut August 3 vs. Pittsburgh, allowing one unearned run on two hits in 2.0 innings pitched, with two strikeouts...recorded first major league win August 18 vs. Milwaukee, pitching 2.0 scoreless innings in a 4-3, 12-inning Twins victory...set season and career high with six strikeouts August 21 at Kansas City (3.0 IP)...held opponents scoreless in 11 of 16 appearances...struck out at least one batter in 11 of 16 appearances and multiple batters in nine games...threw 17 pitches at 99.0 mph-plus, the most on the team and 20th in baseball...topped out at 100.7 in an at-bat vs. Tim Anderson (foul ball) September 2 vs. Chicago-AL...held right-handed batters to a .170 (9-for-53) average with one home run (James McCann, September 15 at CWS), while left-handers hit .364 (12-for-33)...appeared in just one game for Águilas in the Dominican Winter League (1.0 IP).

2019: Began the season in Double-A Pensacola where he amassed a 5-7 record with a 5.87 ERA (102.2 IP, 67 ER) and a 105/37 strikeout-to-walk ratio...appeared in 26 games (16 starts) for the Blue Wahoos, throwing at least 5.0 innings in 12 of those games, and once in relief...was named the Twins minor league Pitcher of the Week for the week ending May 5...pitched 5.0 shutout innings with five hits allowed, no walks and eight strikeouts on May 2 vs. Biloxi...allowed two earned runs over 8.2 innings in August before being promoted to Triple-A Rochester, where he finished the season by throwing 7.2 scoreless innings of relief, scattering four hits with 11 strikeouts (.154 BAA)...during his brief stint with the Red Wings, right-handed hitters went 1-for-10 off him (.100) and lefties went 3-for-16 (.188)...had his contract selected by the Twins on September 14 prior to a doubleheader in Cleveland...made major league debut September 21 vs. Kansas City, pitching 0.2 scoreless innings with one hit and one walk.

2018: Named Texas League Pitcher of the Week while pitching for Double-A Corpus Christi (HOU) for the week of June 4-10, making two appearances (1 start), allowing one earned run on three hits and striking out seven in 9.0 innings...traded from Houston to Minnesota on July 28 with outfielder Gilberto Celestino in exchange for right-handed pitcher Ryan Pressly...was on the 7-day Injured List from July 29-August 6 with a right trapezius strain...named No. 11 prospect in Twins system by MLB.com...made stops at High-A Buies Creek (1-4, 3.03 ERA in 38.2 IP), Double-A Corpus Christi (2-3, 3.54 ERA in 40.2 IP) and Double-A Chattanooga (0-4, 5.85 ERA in 20.0 IP).

2017: Went 7-6 with a 3.05 ERA (109.1 IP, 37 ER) over two stops in Low-A Quad Cities and High-A Buies Creek...held batters to a .155 opponent batting average in Quad Cities over six games (4 starts) before the promotion to Buies Creek, where he went 5-6 with a 3.45 ERA (78.1 IP, 30 ER) and 60 strikeouts...entered the season the 18th-best prospect in Astros system by MLB.com.

2016: Made three stops in the minors, first with the GCL Astros, where he pitched in six games (3 starts), posting a 1.21 ERA (22.1 IP, 3 ER) with 35/6 (5.83) strikeout-to-walk ratio...was promoted to Rookie-Greenville, where he pitched in another six games (4 starts), amassing a 2-1 record with a 1.80 ERA (20.0 IP, 4 ER) and .174 opponent batting average...finished the year with Low-A Tri-City, where he went 0-1 with a 5.27 ERA (13.2 IP, 8 ER) in three starts...was named the Appalachian League Pitcher of the Week for the week of August 21 with Greenville, making one start and throwing 5.0 no-hit innings with seven strikeouts and one walk.

2015: Began his professional career with the DSL Astros Blue, going 2-0 with a 3.06 ERA (32.1 IP, 11 ER) and an opponent batting average of .227.

PROFESSIONAL: Signed by the Astros as an international free agent on December 3, 2014...acquired by the Twins on July 27, 2018 along with outfielder Gilberto Celestino in exchange for right-handed pitcher Ryan Pressly.

ALCALA'S CAREER FIELDING RECORD

POSITION	PCT	G	PO	A	E	TC	DP	PB
Pitcher	1.000	144	11	12	0	23	0	—

ALCALA'S PITCHING RECORD

YEAR	CLUB	W-L	ERA	G	GS	CG	SH	SV	IP	H	R	ER	HR	HB	BB	SO	WP	K/9	BAA
2015	DSL Astros Blue	2-0	3.06	12	2	0	0	1	32.1	27	14	11	0	0	19	20	7	5.6	.227
2016	GCL Astros	1-1	1.21	6	3	0	0	1	22.1	14	3	3	0	0	6	35	2	14.1	.175
	Greenville	2-1	1.80	6	4	0	0	0	20.0	12	5	4	0	1	8	20	1	9.0	.174
	Tri-City	0-1	5.27	3	3	0	0	0	13.2	20	15	8	1	2	4	15	4	9.9	.345
2017	Buies Creek	5-6	3.45	16	14	1	1	0	78.1	55	33	30	7	5	33	60	7	6.9	.200
	Quad Cities	2-0	2.03	6	4	0	0	0	31.0	16	7	7	3	1	12	35	2	10.2	.155
2018	Buies Creek	1-4	3.03	10	7	0	0	2	38.2	25	15	13	2	2	18	45	5	10.5	.182
	Corpus Christi	2-3	3.54	9	5	0	0	1	40.2	36	17	16	1	2	17	37	3	8.2	.243
	Chattanooga	0-4	5.85	5	4	0	0	0	20.0	23	16	13	4	1	14	22	2	9.9	.280
2019	Pensacola	5-7	5.87	26	16	0	0	0	102.2	114	68	67	12	5	37	105	6	9.2	.284
	Rochester	1-0	0.00	5	0	0	0	0	7.2	4	0	0	0	0	2	11	0	12.9	.154
	MINNESOTA	0-0	0.00	2	0	0	0	0	1.2	1	0	0	0	0	1	1	0	5.4	.167
	MINNESOTA	2-1	2.63	16	0	0	0	0	24.0	21	8	7	3	0	8	27	1	10.1	.244
2021	MINNESOTA	3-6	3.92	59	0	0	0	1	59.2	45	29	26	10	2	13	61	1	9.2	.214
2022	Fort Myers	0-1	0.00	1	0	0	0	0	1.0	2	1	0	0	0	0	1	0	9.0	.333
	MINNESOTA	0-0	0.00	2	0	0	0	0	2.1	2	0	0	0	0	2	2	0	7.7	.250
	Fort Myers	0-0	0.00	1	0	0	0	0	1.0	0	0	0	0	0	0	2	0	18.0	.000
2023	Wichita	0-0	9.00	2	0	0	0	0	2.0	3	2	2	1	0	1	4	0	18.0	.333
	St. Paul	2-1	1.17	6	0	0	0	0	7.2	5	1	1	1	0	4	10	0	11.7	.192
	MINNESOTA	0-1	6.23	11	0	0	0	0	17.1	14	13	12	5	1	10	16	0	8.3	.222
2024	St. Paul	0-0	1.69	9	0	0	0	2	10.2	7	2	2	1	0	7	16	0	13.5	.194
	MINNESOTA	4-3	3.24	54	0	0	0	0	58.1	40	23	21	8	3	20	58	4	8.9	.190
Minor League Totals		23-29	3.71	123	62	1	1	7	429.2	363	199	177	33	19	182	438	39	9.2	.230
Major League Totals		9-11	3.64	144	0	0	0	1	163.1	123	73	66	6	26	54	165	6	9.1	.211

ALCALA'S PROFESSIONAL INJURED LIST HISTORY

DATES	INJURY	LEVEL
May 16-October 1, 2023.....	Right Forearm Strain.....	Minnesota.....
April 12-end of 2022 season.....	Right Elbow Inflammation.....	Minnesota.....
August 9-27, 2021.....	Right Triceps Tendinitis.....	Minnesota.....
July 29-August 6, 2018.....	Neck Strain.....	Double-A Chattanooga.....



» » Alcázar remained healthy in 2024 and appeared in 54 games for Minnesota, the second-most of his career and most since appearing in 59 games in 2021.



56

ARMANDO ALVAREZ

NON-ROSTER INVITE

INF

H/W: 5-11/189

B/T: R/R

OPENING DAY AGE: 30

BORN: 7/14/1994 in Miami, FL

RESIDES: Miami, FL

ACQUIRED: Signed as minor league free agent 12/31/24

M.L. SERVICE: 65 days

OPTIONS USED: 1 of 3

CONTRACT STATUS: Signed thru 2025

PERSONAL: Armando Francisco Alvarez...Instagram: @amoneyyyy37...graduated from Miami Killian High School (Fla.)...played one season at Florida International University, one at Miami Dade Community College and two at Eastern Kentucky...hit .409 as a senior and combined for 25 home runs and 105 RBI in two seasons with EKU...named Ohio Valley Conference Co-Player of the Year in 2016 and earned a spot on the ABCA/Rawlings NCAA Division I All-Region Second Team after leading the NCAA in hits during the regular season (97).

CAREER HIGHLIGHTS: Twins mark fourth organization (New York-AL - 2016-22, San Francisco - 2023 and Oakland - 2024)...made major league debut on June 22, 2024 vs. Minnesota...recorded first major league hit on June 25, 2024 at Los Angeles-AL, doubling off Tyler Anderson...named a Yankees Organization All-Star by MiLB.com in 2018 and 2019...named Eastern League Mid-season All-Star in 2018 with Trenton.

POSTSEASON CAREER: Has never appeared in Postseason at major league level.

2024:

- Was an invite to Athletics spring training in his first season in A's organization.
- Began season with Triple-A Las Vegas.
- Hit .327 (16-for-49) in 15 May games for Aviators and .356 (31-for-87) in 23 June games for Aviators.
- Had contract selected by Oakland on June 22.
- Made major league debut on June 22 vs. Minnesota, entering the game in the eighth inning and playing two innings at third base.
- Went 3-for-4 with a double and an RBI in second career major league game and first career start on June 25 at Los Angeles-AL...first career hit was double off Tyler Anderson...recorded first career RBI on eighth inning single.
- Played in seven games for A's from June 22-July 12 and was optioned back to Las Vegas on July 17.
- Had two more short stints with A's in early August and mid-August replacing Seth Brown and Brent Rooker, both on Paternity List stints.
- Defensively for Las Vegas, played 34 games (27 starts) at second base, 26 games (22 starts) at third base, 10 games (all starts) in leftfield, four games (3 starts) at first base, four games (all starts) at shortstop and four games (all starts) in rightfield.
- Hit 333 (39-for-117) with a .961 OPS against left-handed pitching, compared to .290 (56-for-193) with an .894 OPS against right-handed pitching.

2023: Batted .308 with 18 home runs and 56 RBI in 71 games with Triple-A Sacramento in a season shortened by a nearly two month stay on the Injured List with an inflamed left hand...posted career highs in batting, on-base percentage (.383), slugging percentage (.569), OPS, home runs and stolen bases (9)...tied for third in the Giants farm system in home runs and tied for seventh in extra base hits (37)...hit .343 (35-for-102) against left-handed pitchers and .296 (55-for-186) against right-handers...started 33 games at first base, 26 at third base, 11 at designated hitter and eight at second base...went 0-for-4 in two games for Oregon in the Dominican Winter League following the season.

2022: Spent the entire season at Triple-A Scranton/Wilkes-Barre, batting .278 with 18 home runs and 55 RBI in 91 games...led the RailRiders in slugging (.525) and RBI, ranked second in home runs, third in doubles (20) and fourth in runs scored (48).

2021: Spent entire season with Triple-A Scranton/Wilkes-Barre, batting .236 with 46 runs, 25 doubles, 10 home runs, 52 RBI and 37 walks in 106 games.

2020: Did not play as the minor league season was cancelled due to the COVID-19 pandemic.

2019: Finished second in the Yankees organization in RBI (76) between Double-A Trenton and Triple-A Scranton/Wilkes-Barre...named a Yankees Organization All-Star by MiLB.com...went 2-for-10 with a double, RBI and three walks in three postseason games for RailRiders.

2018: Named Eastern League Midseason All-Star with Double-A Trenton...also named a Yankees organization All-Star by MiLB.com.

2017: Combined to play in 76 games with Single-A Tampa and Single-A Charleston.

2016: Made professional debut, playing for short-season Single-A Staten Island and Single-A Charleston...went 1-for-11 (.091) in three postseason games for Charleston.

PROFESSIONAL: Originally selected by New York-AL in 17th round of 2016 First-Year Player Draft...declared free agency on November 10, 2022 and signed minor league contract with San Francisco on December 10, 2022...declared free agency on November 6, 2023 and signed minor league contract with spring invite with Oakland on November 16, 2023...declared free agency on November 4, 2024 and signed minor league contract with Twins on December 31, 2024 with spring invite.

CAREER HIGHS

Hits: 3, 6/25/24 at LAA

RBI: 1, 2x, last 8/7/24 vs. CWS

HR: -

GS: -

SB: 1, 6/26/24 at LAA

Hit-Streak: 3, 6/25-28/24

WALK-OFF HITS/PA

None

MULTI-HR GAMES

None



ALVAREZ'S PLAYING RECORD

YEAR	CLUB	AVG	G	AB	R	H	2B	3B	HR	RBI	SH	SF	HB	BB	SO	SB	CS	OBP	OPS
2016	Staten Island	.339	13	59	11	20	4	0	0	11	0	3	0	4	3	0	0	.364	.770
	Charleston	.274	53	208	25	57	12	0	5	29	0	4	0	6	23	0	2	.289	.693
2017	Charleston	.261	35	119	11	31	8	0	0	11	0	1	1	8	19	0	0	.310	.638
	Tampa	.228	41	149	8	34	5	1	0	10	1	0	1	3	18	3	1	.248	.524
2018	Tampa	.185	9	27	5	5	0	0	2	2	0	0	0	5	6	0	0	.313	.720
	Trenton	.262	99	359	54	94	25	3	11	54	0	2	3	25	48	2	1	.314	.754
2019	Trenton	.262	58	210	21	55	13	1	5	32	0	1	2	17	35	3	2	.322	.727
	Scranton/Wilkes-Barre	.277	66	238	31	66	18	0	6	44	0	3	1	18	39	1	2	.327	.756
2020	DID NOT PLAY - NO MINOR LEAGUE SEASON																		
2021	Scranton/Wilkes-Barre	.236	106	360	46	85	25	0	10	52	0	5	0	37	70	2	1	.304	.692
2022	Scranton/Wilkes-Barre	.278	91	299	48	83	20	0	18	55	0	4	0	20	71	4	2	.319	.844
2023	ACL Giants Orange	.357	8	28	4	10	3	0	0	2	0	0	1	2	4	1	0	.419	.884
	Sacramento	.308	74	260	51	80	15	1	18	56	0	5	1	32	47	8	1	.379	.960
2024	Las Vegas	.315	75	273	46	86	20	1	15	54	0	1	2	41	61	5	2	.407	.967
	OAKLAND	.243	16	37	7	9	1	0	0	2	0	0	0	2	8	1	0	.282	.552
Minor League Totals		.273	728	2589	361	706	168	7	90	412	1	29	12	218	444	29	14	.329	.776
Major League Totals		.243	16	37	7	9	1	0	0	2	0	0	0	2	8	1	0	.282	.552

ALVAREZ'S CAREER FIELDING RECORD

POSITION	PCT	G	PO	A	E	TC	DP	PB
Third Base	1.000	6	3	9	0	12	0	—
First Base	1.000	5	22	0	0	22	4	—
Second Base	1.000	1	1	0	0	1	0	—
Outfield	1.000	2	4	0	0	4	0	—
Totals	1.000	14	30	9	0	39	4	—

ALVAREZ'S PROFESSIONAL INJURED LIST HISTORY

DATES	INJURY	LEVEL
April 13-June 20, 2023.....	Left Hand Inflammation	Triple-A Sacramento.....
April 5-April 19, 2022.....	Left Wrist Inflammation	Triple-A Scranton/Wilkes-Barre.....
September 29-end of 2021 season	Left Knee Inflammation	Triple-A Scranton/Wilkes-Barre.....
July 24-end of 2017 season.....	Left Digit 5 Inflammation.....	Single-A Charleston.....

TWINS YEARLY PINCH-HIT LEADERS

YEAR	PLAYER	PINCH-HITS	YEAR	PLAYER	PINCH-HITS	YEAR	PLAYER	PINCH-HITS
1961	Julio Becquer	11	1984	Darrell Brown.....	10	2004	Jose Offerman.....	12
1962	Don Mincher.....	9	1985	Roy Smalley.....	7	2005	Lew Ford.....	4
1963	Jimmie Hall.....	5	1986	Randy Bush.....	13		Michael Ryan.....	4
1964	Frank Kostro.....	10	1987	Randy Bush.....	7	2006	3 tied.....	2
1965	Sandy Valdespino.....	10	1988	Randy Bush.....	6	2007	Jason Tyner.....	5
1966	Rich Rollins.....	8		John Moses.....	6	2008	Jason Kubel.....	6
1967	Rich Reese.....	13	1989	Carmelo Castillo.....	8	2009	Jose G. Morales.....	6
1968	Rich Rollins.....	8		John Moses.....	8	2010	Jim Thome.....	7
1969	Rick Renick.....	8	1990	Shane Mack.....	7	2011	Ben Revere.....	3
1970	Charlie Manuel.....	9		John Moses.....	7		Jim Thome.....	3
1971	Steve Braun.....	7	1991	Randy Bush.....	13	2012	4 tied.....	2
1972	Charlie Manuel.....	7	1992	Randy Bush.....	9	2013	3 tied.....	2
	Jim Nettles.....	7	1993	Chip Hale.....	7	2014	Chris Parmelee.....	5
1973	Jim Holt.....	5	1994	Chip Hale.....	11	2015	Shane Robinson.....	3
1974	Harmon Killebrew.....	12	1995	Chip Hale.....	14	2016	Eduardo Escobar.....	3
1975	Danny Walton.....	7	1996	Chip Hale.....	19	2017	Kennys Vargas.....	4
1976	Tony Oliva.....	7	1997	Greg Myers.....	7	2018	Mitch Garver.....	4
1977	Craig Kucick.....	10	1998	Alex Ochoa.....	5	2019	Ehire Adrianza.....	4
1978	Jose M. Morales.....	14	1999	Corey Koskie.....	6	2020	Mitch Garver.....	2
1979	Jose M. Morales.....	9	2000	Midre Cummings.....	11	2021	Trevor Larnach.....	3
1980	Jose M. Morales.....	13	2001	Jacque Jones.....	5	2022	Kyle Garlick.....	4
1981	Glenn Adams.....	6	2002	Bobby Kielty.....	8	2023	Donovan Solano.....	8
1982	Jesús Vega.....	5	2003	Justin Morneau.....	5	2024	Kyle Farmer.....	5
1983	Dave Engle.....	6						



12

HARRISON BADER

OF

H/W: 6-0/210

B/T: R/R

OPENING DAY AGE: 30

BORN: 6/3/1994 in Bronxville, NY

RESIDES: Tampa, FL

ACQUIRED: Signed as free agent, 2/6/25

M.L. SERVICE: 7 years, 30 days

OPTIONS USED: 2 of 3

CONTRACT STATUS: Signed thru 2025, w/ mutual option for '26

PERSONAL: Harrison Joseph Bader (pronounced BAY-der)...Instagram: @aybader...played prep ball at Horace Mann School in Bronx, NY...played collegiately at University of Florida from 2013-15...is cousins with Chris Baio, the bassist for Vampire Weekend...his favorite outfielder growing up was Torii Hunter...lived with then-Brewers special assistant to general manager Craig Counsell and family in Whitefish Bay, Wisconsin while playing for the Lakeshore Chinooks of the collegiate summer Northwoods League after his freshman season at Florida in 2013...played on the Bourne Braves of the Cape Cod Baseball League in 2014...Bader's father is Jewish and his mother is Sicilian...Bader, who was selected to play for Team Israel in the 2023 World Baseball Classic but withdrew because of an injury, announced he was willing to be identified as Jewish just before the start of the 2023 season.

CAREER HIGHLIGHTS: Twins mark fifth organization (St. Louis - 2015-22), New York-AL (2022-23), Cincinnati (2023) and New York-NL (2024)...won NL Rawlings Gold Glove Award in 2021; led NL centerfielders with 15 defensive runs saved and 14 Outs Above Average...was a Rawlings Gold Glove Award finalist in center field in 2011...named the "Best Defensive Outfielder" in the NL by managers, coaches, scouts and executives in *Baseball America's* 2019 Best Tools survey...recognized as the MLBPAA Heart & Hustle Award nominee for the Cardinals in 2018...made major league debut on July 25, 2017 vs. Colorado, starting in center field; recorded his first career hit with a double in the ninth...hit first Major League homer on September 1 San Francisco off Johnny Cueto with a two-run shot...named the 2017 Cardinals Minor League Player of the Year.

POSTSEASON CAREER: Has played in 31 career Postseason games, hitting .230 (14-for-61) with five home runs, 19 RBI, 14 runs scored, six walks and 23 strikeouts...**2019:** Went 2-10 (.200) with one run scored, one stolen base and an RBI in four NLDS games against vs. Atlanta...**2020:** Went 1-9 with two RBI over three games in the NL Wild Card Series at San Diego...became the third player in major league history to strike out five times in a postseason game joining Cincinnati's Reggie Sanders (1995) and New York-AL's George Pipgras (1932)...had an RBI single and a sacrifice fly in Game 2...**2021:** Went 0-1 with a walk and two HBPs in the Cardinals 3-1 loss at Los Angeles-NL in the NL Wild Card Game...became the 10th player in MLB Postseason history to draw one or more walks and be hit at least twice in a game...also became the first Cardinal in postseason history to be hit twice in one game...**2022:** Batted .333/.429/.833 with five home runs and six RBI in nine games...his five home runs in his first nine postseason games with the Yankees tied Bernie Williams for a club record...became the fifth Yankee in franchise history to hit five or more home runs in a single Postseason game joining Giancarlo Stanton (6, 2020), Alex Rodriguez (6, 2009), Bernie Williams (6, 1996) and Reggie Jackson (5, 1977)...led all qualified hitters in Postseason OPS (1.262) and ranked fourth in home runs...became the first Yankee in franchise history to hit at least four home runs in his first six Postseason games with the club...was just the second player in franchise history to hit at least three homers in his first four postseason games with the team, joining Charlie Keller (3 in 1939)...batted .267 (.4-15) with three home runs and four RBI over five ALDS games vs. Cleveland...launched a solo homer in his first at-bat of the Postseason in the third inning of Game 1...was the first Yankee to homer in his first Postseason at-bat with the club since Shane Spencer did so in Game 2 of the 1998 ALDS vs. Texas...joined Raúl Ibañez, Alex Rodriguez, Joe Pepitone, Phil Rizzuto and Lou Gehrig as the only New York-born players to homer for the Yankees in the Postseason...launched a solo homer in Game 3 of the ALDS and a two-run homer in Game 4 of the ALDS...became the fourth Yankee in franchise history to hit three or more homers in the ALDS joining Giancarlo Stanton (4, 2020), Bernie Williams (3, 1996) and Paul O'Neill (3, 1995)...batted .400 (.6-15) with two home runs, two RBI and four runs over four ALCS games vs. Houston...launched a solo home run off Justin Verlander in his first at-bat of the ALCS in the second inning of Game 1...went 3-5 with a home run and three runs in Game 4 of the ALDS...Joined Derek Jeter (2006 ALDS G1), Reggie Jackson (1977 WS G6) and Joe Dugan (1923 WS G5) as the only Yankees to record at least three hits, three runs and a home run in a Postseason game...**2024:** Appeared in 12 of 13 Postseason games primarily off the bench...went 0-2 with a pair of strikeouts in Game 4 of the NLCS vs. Los Angeles-NL, his lone start of the Postseason...went 1-1 with a pair of runs in Game 1 of the NLDS at Philadelphia after entering the game as a pinch-runner in the eighth...joined Melvin Mora (1999 NLCS Game 2 at Atlanta) and Benny Agbayani (NLCS Game 6 at Atlanta) as the only players in Mets history to score two runs in a Postseason game off the bench.

2024:

- Appeared in a career-high 143 games, 108 as a starter in his first season with New York-NL...signed one-year contract with Mets on January 4.
- Recorded four straight games with multiple hits from April 9 -12, the longest such streak of his career.
- Went 4-5 with a double and an RBI on April 19 at Los Angeles-AL, marking second career game with four hits (also: 9/25/21 with St. Louis).
- Lined a game-tying two-run double in the ninth on May 26 vs. San Francisco, a walk-off win.
- Slashed .340/.357/.642 in 16 games from June 23-July 12.
- Went 2-4 with two home runs and three RBI on July 12 vs. Colorado, marking second career multi-homer game (also: 9/15/19 with St. Louis).
- Posted an .816 OPS over 22 games in July.
- Established career-highs in RBI (51), plate appearances (437) and at-bats (402).
- Appeared in 12 of 13 Postseason games primarily off the bench and went 0-2 with a pair of strikeouts in Game 4 of the NLCS vs. Los Angeles-NL, his lone start of the Postseason.

CAREER HIGHS

Hits: 4, 2x, last 4/19/24 at LAD

RBI: 4, 7/2/21 at COL

HR: 2, 2x, last 7/12/24 vs. COL

GS: 1, 7/2/21 at COL

SB: 3, 4/23/22 at CIN

Hit-Stroke: 11, 5/17(2)-31/22

WALK-OFF HITS/PA

9/1/19 vs. CIN (1B)

5/26/24 vs. SF (2B)

MULTI-HR GAMES

9/15/19 vs. MIL

7/12/24 vs. COL



• Went 1-1 with a pair of runs in Game 1 of the NLDS at Philadelphia after entering the game as a pinch-runner in the eighth...joined Melvin Mora (1999 NLCS Game 2 at Atlanta) and Benny Agbayani (NLCS Game 6 at Atlanta) as the only players in Mets history to score two runs in a Postseason game off the bench.

2023: Split the season between New York-AL (84 games) and Cincinnati Reds (14 games)...established a career high with 20 stolen bases...began the season on the Injured List with a strained left oblique...hit safely in seven of his first eight games from May 2 -10...batted .429/.448/.893 with three home runs and 11 RBI during the span...broke a 3-3 tie with a three-run homer in the eighth inning vs. Baltimore on July 3...made his Reds debut on September 1 vs. Chicago-NL...missed the final two weeks of the season with a sports hernia and right adductor muscle strain that led to surgery on September 29.

2022: Appeared in 86 combined games with St. Louis (72) and New York-AL (14)...made his third career Opening Day roster...stole a career-high three bases on April 23 at Cincinnati...was the first Cardinal with three stolen bases in a game since Carlos Beltrán accomplished the feat on August 19, 2012 vs. Pittsburgh...hit safely in a career-high 11-straight games from May 17 (G2)-May 31...batted .333 (15-45) with one home run and five RBI during the streak...missed nearly three months with right foot plantar fasciitis...was traded from St. Louis to New York-AL while on the IL...made his Yankees debut on September 20 vs. Pittsburgh in his first game returning from the IL...went 2-4 with three RBI and recorded a game-tying single in the fifth and a go-ahead two-run single in the sixth...in the Postseason, batted .333/.429/.833 with five home runs and six RBI in nine games...his five home runs in his first nine postseason games with the Yankees tied Bernie Williams for a club record...became the fifth Yankee in franchise history to hit five or more home runs in a single Postseason joining Giancarlo Stanton (6, 2020), Alex Rodriguez (6, 2009), Bernie Williams (6, 1996) and Reggie Jackson (5, 1977)...led all qualified hitters in Postseason OPS (1.262) and ranked fourth in home runs...became the first Yankee in franchise history to hit at least four home runs in his first six Postseason games with the club...was just the second player in franchise history to hit at least three homers in his first four postseason games with the team, joining Charlie Keller (3 in 1939)...batted .267 (4-15) with three home runs and four RBI over five ALDS games vs. Cleveland...launched a solo homer in his first at-bat of the Postseason in the third inning of Game 1...was the first Yankee to homer in his first Postseason at-bat with the club since Shane Spencer did so in Game 2 of the 1998 ALDS vs. Texas...joined Raúl Ibáñez, Alex Rodríguez, Joe Pepitone, Phil Rizzuto and Lou Gehrig as the only New York-born players to homer for the Yankees in the Postseason...launched a solo homer in Game 3 of the ALDS and a two-run homer in Game 4 of the ALDS...became the fourth Yankee in franchise history to hit three or more homers in the ALDS joining Giancarlo Stanton (4, 2020), Bernie Williams (3, 1996) and Paul O'Neill (3, 1995)...batted .400 (6-15) with two home runs, two RBI and four runs over four ALCS games vs. Houston...launched a solo home run off Justin Verlander in his first at-bat of the ALCS in the second inning of Game 1...went 3-5 with a home run and three runs in Game 4 of the ALDS...Joined Derek Jeter (2006 ALDS G1), Reggie Jackson (1977 WS G6) and Joe Dugan (1923 WS G5) as the only Yankees to record at least three hits, three runs and a home run in a Postseason game.

2021: Took home his first career Rawlings Gold Glove Award...his .973 zone rating in 2021 was the highest by any major league outfielder in MLB history since the category began being tracked in 1987, according to Stats LLC (min. 103 games)...established career highs in home runs (16), RBI (50), doubles (21), SLG (.460), OPS (.785) and extra-base hits (38)...missed 58 games due to injuries...began the season on the Injured List with a strained right forearm and later suffered a hairline rib fracture on an attempted diving catch at Chicago-AL on May 24...launched his first career grand slam on July 2 at Colorado in the 10th...named NL Player of the Week for the week of September 20-26...Batted .517/.548/1.000 with 10 runs, five doubles, three homers, six RBI and two stolen bases during the span...went 10-15 with three home runs, three doubles, five RBI and two stolen bases in a four-game series at Chicago-NL from September 24-26...was the first Cardinal with 10 or more hits in a four-game series since Matt Carpenter had 11 from June 3-6, 2013 vs. Arizona...homered in three-straight games from September 24 (G2) -26, the longest such streak of his career...went 4-24 with a double, a home run, two RBI, two stolen bases and three runs on September 25, marking his first career four-hit game...joined Pepper Martin (5/12/37) as the only other Cardinal to have at least four hits, three runs, two extra-base hits, two RBI and two stolen bases in a game...belted his first career lead-off home run on October 2 vs. Chicago-NL, which was his only game battling lead-off during the season...in Postseason, went 0-1 with a walk and two HBPs in the Cardinals 3-1 loss at Los Angeles-NL in the NL Wild Card Game...became the 10th player in MLB Postseason history to draw one or more walks and be hit at least twice in a game...also became the first Cardinal in Postseason history to be hit twice in one game.

2020: Played in 50 games, 49 in centerfield, fifth-most among National League center fielders...ranked second behind teammate Tyler O'Neill in NL outfielder zone rating (.974)...batted .360 (9-for-25) vs. left-handed pitchers...recorded an extra-base hit in four straight games from August 22-25...in the Postseason, went 1-9 with two RBI over three games in the NL Wild Card Series at San Diego...became the third player in major league history to strike out five times in a Postseason game joining Cincinnati's Reggie Sanders (1995) and New York-AL's George Pipgras (1932)...had an RBI single and a sacrifice fly in Game 2.

2019: Was a Rawlings Gold Glove Award finalist in centerfield...named the "Best Defensive Outfielder" in the NL by managers, coaches, scouts and executives in *Baseball America's* 2019 Best Tools survey...National League centerfield ranks: outfield double plays (4, 1st), outfield assists (8, 2nd), zone rating (.956, 2nd), outs above average (13, third), defensive runs saved among center fielders (11, 3rd)...was one of eight MLB players in 2019 to record double-digit totals in home runs (12), stolen bases (11) and HBP (10)...recorded his first career walk-off RBI with an RBI single in the ninth inning vs. Cincinnati in game one of a doubleheader on September 1...recorded his first career multi-homer game home on September 15 vs. Milwaukee, hitting solo shots in the third and seventh innings...in the Postseason, went 2-for-10 (.200) with one run scored, one stolen base and an RBI in four NLDS games against vs. Atlanta.

2018: Named to the *Baseball America* and *Topps All-Rookie Teams* at one of three outfield positions with Atlanta's Ronald Acuña Jr. and Washington's Juan Soto...ranked among NL rookie leaders in home runs (5th, 12), runs (4th, 61), hits (6th, 100), doubles (5th, 20), multi-hit games (t-5th, 23), walks (6th, 31), SLG (7th, .422), total bases (5th, 160) and extra base hits (5th, 34)...tied for the National League lead among rookies with eight outfield assists...ranked fourth in MLB with 19 defensive runs saved according to FanGraphs advanced metrics...recorded two outfield assists on June 15 vs. Chicago-NL...became the first Cardinal rookie with two outfield assists in a game since Leon Durham (1980).

2017: Made his major league debut on July 25 vs. Colorado, starting in centerfield...recorded his first career hit with a double in the ninth...scored the game-winning run on a walk-off sacrifice fly by Jedd Gyorko in the ninth...hit first major league homer on September 1 San Francisco off Johnny Cueto with a two-run shot in the third inning...hit three home runs in first 11 MLB games, becoming the ninth player in Cardinal history to hit three or more homers in their first 11 big league games...had six multi-hit games in his first 13 MLB games...knocked in go-ahead run in the bottom of the eighth to complete Cardinals' largest comeback of 2017 (six runs) on September 30 vs. Milwaukee...named the Cardinals Minor League Player of the Year after ranking among St. Louis minor leaguers in home runs (second, 20), runs scored (second, 74), total bases (fourth, 202), extra-base hits (T-6th, 39), hits (7th), stolen bases (t-7th) and slugging (8th, .469).

2016: Began season in Double-A Springfield and was promoted to Triple-A Memphis for 49 games from July 6-August 26...named Cardinals Minor League Player of the Month for April, batting .338 (27-for-80) with five homers and 13 RBI in 20 games...selected to the Texas League Midseason All-Star Game North Squad...was 4-for-5 with a double starting in centerfield, batting lead-off.

2015: Hit two home runs in his professional debut with Single-A State College on June 30...had six outfield assists with Single-A Peoria, tied for second on the squad despite playing in only 53 games...Named Midwest League Player of the Week for the period ending on August 31.

PROFESSIONAL: Originally selected by St. Louis in third round (100th overall) in 2015 First-Year Player Draft out of the University of Florida...traded to New York-AL on August 2, 2022, in exchange for left-handed pitcher Jordan Montgomery...selected off waivers by Cincinnati on August 31, 2023...granted free agency on November 2, 2023 and signed one-year contract with New York-NL...granted free agency on October 31, 2024 and signed one-year contract with Minnesota on February 6, 2025.

BADER'S PLAYING RECORD																			
YEAR	CLUB	AVG	G	AB	R	H	2B	3B	HR	RBI	SH	SF	HB	BB	SO	SB	CS	OBP	OPS
2015	State College	.379	7	29	6	11	2	0	2	4	0	0	1	0	5	2	0	.400	1.055
	Peoria	.301	54	206	34	62	11	2	9	28	0	1	6	15	44	15	6	.364	.869
2016	Springfield	.283	82	318	48	90	12	4	16	41	0	3	10	25	93	11	10	.351	.848
	Memphis	.231	49	147	22	34	7	1	3	17	0	0	3	11	38	2	3	.298	.652
2017	Memphis	.283	123	431	74	122	18	1	20	55	1	3	10	34	118	15	9	.347	.816
	ST. LOUIS	.235	32	85	10	20	3	0	3	10	0	1	1	5	24	2	1	.283	.659
2018	ST. LOUIS	.264	138	379	61	100	20	2	12	37	2	4	11	31	125	15	3	.334	.756
2019	Memphis	.318	16	63	23	20	3	0	7	15	0	0	4	8	16	3	0	.427	1.125
	ST. LOUIS	.205	128	347	54	71	14	3	12	39	1	2	10	46	117	11	3	.314	.680
2020	ST. LOUIS	.226	50	106	21	24	7	2	4	11	0	1	5	13	40	3	1	.336	.779
2021	Palm Beach	.333	3	9	1	3	1	0	0	1	0	1	0	1	1	0	0	.364	.808
	Memphis	.500	1	2	1	1	1	0	0	0	0	0	0	1	1	0	0	.667	1.667
2022	ST. LOUIS	.267	103	367	45	98	21	1	16	50	0	2	5	27	85	9	4	.324	.785
	Somerset	.286	6	21	4	6	2	0	1	4	0	0	0	2	3	1	0	.348	.872
2023	Memphis	.000	1	3	1	0	0	0	0	0	0	0	0	1	0	0	0	.250	.250
	ST. LOUIS	.256	72	246	35	63	7	3	5	21	0	1	4	13	47	15	2	.303	.673
2024	NEW YORK-AL	.217	14	46	3	10	3	0	0	9	0	1	0	2	15	2	1	.245	.528
	Somerset	.167	5	18	0	3	1	0	0	1	0	0	0	0	5	0	0	.167	.389
2025	Scranton/Wilkes-Barre	.105	5	19	1	2	0	0	0	0	0	0	0	2	3	1	0	.191	.296
	NEW YORK-AL	.240	84	288	40	69	11	2	7	37	1	4	3	14	56	17	2	.278	.643
2026	CINCINNATI	.161	14	31	4	5	1	0	0	3	0	0	0	3	3	1	0	.235	.429
	NEW YORK-NL	.236	143	402	57	95	19	0	12	51	0	6	8	21	95	17	8	.284	.657
Minor League Totals		.280	352	1266	215	354	58	8	58	166	1	8	34	100	327	50	28	.347	.822
Major League Totals		.242	778	2297	330	555	106	13	71	268	4	22	47	175	607	94	26	.306	.698

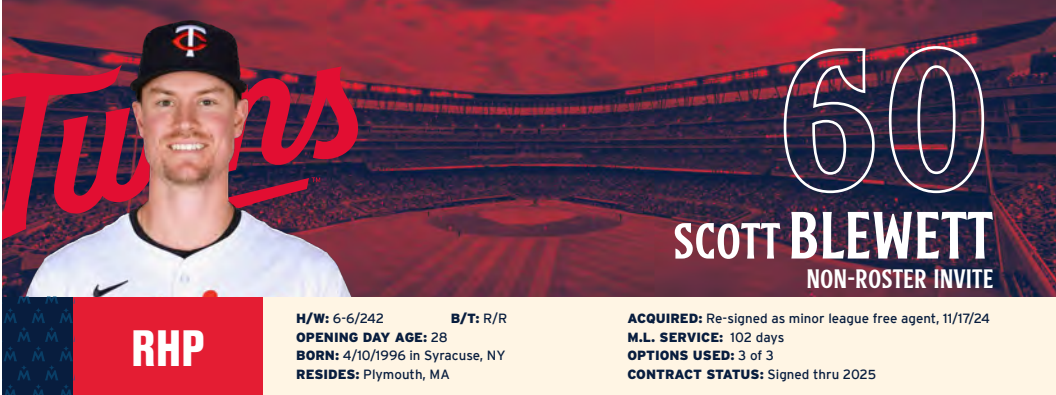
BADER'S WILD CARD RECORD																			
YEAR	OPPONENT	AVG	G	AB	R	H	2B	3B	HR	RBI	SH	SF	HBP	BB	SO	SB	CS	OBP	OPS
2020	San Diego	.111	3	9	1	1	0	0	0	2	0	1	1	0	7	0	0	.182	.293
2021	Los Angeles-NL	.000	1	1	0	0	0	0	0	0	0	0	2	1	1	0	0	.750	.750
2024	Milwaukee	.000	3	0	0	0	0	0	0	0	0	0	0	0	0	0	0	.000	.000
Wild Card Totals		.100	7	10	1	1	0	0	0	2	0	1	3	1	8	0	0	.333	.433

BADER'S DIVISION SERIES RECORD																			
YEAR	OPPONENT	AVG	G	AB	R	H	2B	3B	HR	RBI	SH	SF	HBP	BB	SO	SB	CS	OBP	OPS
2019	Atlanta	.200	2	10	1	2	0	0	0	1	0	0	0	0	5	1	1	.200	.400
2022	Cleveland	.267	5	15	4	4	0	0	3	4	0	0	1	2	2	0	0	.389	1.256
2024	Philadelphia	.167	4	6	3	1	0	0	0	0	0	0	0	0	1	2	0	.167	.333
Division Series Totals		.226	13	31	8	7	0	0	3	5	0	0	1	2	8	3	1	.294	.810

BADER'S LEAGUE CHAMPIONSHIP SERIES RECORD																			
YEAR	OPPONENT	AVG	G	AB	R	H	2B	3B	HR	RBI	SH	SF	HBP	BB	SO	SB	CS	OBP	OPS
2019	Washington	.000	2	2	1	0	0	0	0	0	0	0	0	1	1	0	0	.333	.333
2022	Houston	.400	4	15	4	6	0	0	2	2	0	0	0	2	4	0	1	.471	1.271
2024	Los Angeles-NL	.000	5	3	0	0	0	0	0	0	0	0	0	2	0	0	0	.000	.000
LCS Totals		.300	11	20	5	6	0	0	2	2	0	0	0	3	7	0	1	.391	.991

BADER'S CAREER FIELDING RECORD																		
POSITION	PCT	G	PO	A	E	TC	DP	PB										
Centerfield	.986	688	1550	26	23	1599	5	—										
Rightfield	.985	41	61	4	1	66	1	—										
Leftfield	1.000	13	14	0	0	14	0	—										
Totals	.986	742	1625	30	24	1679	6	—										

BADER'S PROFESSIONAL INJURED LIST HISTORY		
DATES	INJURY	LEVEL
September 18-end of 2023 season	Right Groin Strain	Cincinnati
May 30-June 20, 2023	Right Hamstring Strain	New York-AL
March 27-May 2, 2023	Left Oblique Strain	New York-AL
June 27-July 30, 2022	Right Plantar Fasciitis	St. Louis
May 25-June 25, 2021	Right Rib Fracture	St. Louis
March 29-April 30, 2021	Right Forearm Strain	St. Louis
April 14-24, 2019	Right Hamstring Strain	St. Louis



RHP

H/W: 6-6/242 **B/T:** R/R
OPENING DAY AGE: 28
BORN: 4/10/1996 in Syracuse, NY
RESIDES: Plymouth, MA

ACQUIRED: Re-signed as minor league free agent, 11/17/24
M.L. SERVICE: 102 days
OPTIONS USED: 3 of 3
CONTRACT STATUS: Signed thru 2025

PERSONAL: Scott Thomas Blewett...X: @Sblewett7...Instagram: @sblewett7...wife, Rachel, married in the 2024-25 offseason...trained at Tread Athletics in Charlotte, NC to work his way back to the big leagues...the Syracuse, NY native is a fan of the Buffalo Sabres and Bills.

CAREER HIGHLIGHTS: Minnesota marks fourth MLB organization (Kansas City - 2014-21, Chicago-AL - 2022, Atlanta - 2023)...Twins debut on August 12, 2024, marking his first MLB appearance since September 19, 2021 with Kansas City...earned his first major league win on September 20, 2024 at Boston (with Minnesota)...spent the latter half of 2023 with the Chinese Professional Baseball League's Uni-President 7-Eleven Lions, posting a 3.95 ERA (41.0 IP, 18 ER) with 11 walks and 40 strikeouts in seven starts...made MLB debut on September 18, 2020 at Milwaukee with Kansas City, throwing 2.0 scoreless innings of relief...in 2018, was named a Texas League Midseason All-Star with Double-A Northwest Arkansas...in 2017, was named an MiLB.com organization All-Star for the Royals after throwing a professional career-high 152.2 innings for High-A Wilmington...was drafted by Kansas City in the second round of the 2014 First-Year Player Draft out of Charles W. Baker High School in Baldwinsville, NY.

POSTSEASON CAREER: Has not appeared at major league level.

2024:

- Signed a minor league contract with Minnesota on January 24.
- Pitched in major league spring training as a minor league depth pitcher...made six appearances, going 0-1, 2.84 ERA (6.1 IP, 2 ER) with one walk, nine strikeouts and a .174 opponent batting average.
- Tossed 8.1 scoreless innings (0 ER) with one walk and 14 strikeouts in his first eight appearances with St. Paul (March 30-April 17).
- Earned a win in three-straight relief appearances from May 17-29, allowing three total hits in 7.0 scoreless innings during that span.
- Made consecutive starts on June 9 and 13, throwing 3.0 innings in both games.
- Didn't allow a home run until June 23 - his 25th appearance of the season.
- Had his contract selected by the Twins on August 9 and made Twins debut on August 12 vs. Kansas City, throwing a scoreless ninth inning to close out Minnesota's 8-3 win; marked his first MLB appearance since September 19, 2021 with the Royals.
- Was designated for release or assignment on August 13, elected free agency on August 15, signed another minor league deal with Minnesota on August 17 and rejoined the big league roster on August 24.
- Earned first major league win on September 20 at Boston, pitching 1.0 scoreless inning with two strikeouts in a 4-2, must-win, 12-inning 4-2 victory for the Twins.
- Seven of final nine appearances for Twins were scoreless from September 4-29 (2.03 ERA).
- Combined to go 6-3, 3.24 ERA (75.0 IP, 27 ER) with 25 walks and 72 strikeouts in 50 games for St. Paul and Minnesota...held right-handed batters to a .216 average and left-handers to a .303 average.
- Declared free agency on November 4 and re-signed with Twins on minor league contract with invite to spring training on November 17.

2023: Began season with Double-A Mississippi after signing with Atlanta on March 29...went 3-4, 4.21 ERA (72.2 IP, 34 ER), 29 BB, 76 K in 17 games (13 starts) with the M-Braves before being released on August 11...signed with the Uni-President 7-Eleven Lions of the Chinese Professional Baseball League and went 3-3, 3.95 ERA (41.0 IP, 18 ER), 11 BB, 40 K in seven starts in Taiwan.

2022: Signed a minor league contract with Chicago-AL and split the season between Double-A Birmingham and Triple-A Charlotte.

2021: Split season between Rookie-AZL Royals Gold, Triple-A Omaha and the Royals.

2020: Spent most of season at Royals Alternate Training site and made two appearances with major league team in shortened 2020 season, allowing two runs on six hits, with one walk and six strikeouts in 3.0 innings of work.

2019: Opened the year with Triple-A Omaha, but made his last five starts at Double-A Northwest Arkansas...spent two weeks on the Injured List (June 27-July 11)...won consecutive starts to open the year, April 8 at Memphis (14-3) and April 14 vs. New Orleans (11-10)...also fanned a season-high 10 hitters in his April 20 start at New Orleans (6.2 IP), taking a no-decision...won three starts in a row (May 30-June 10), allowing four earned runs in 18.0 innings (2.00 ERA) in that span, before losing six-straight decisions between June 16-Aug. 17, which included his first three outings with Northwest Arkansas...fanned 34 hitters in 25.1 innings (12.08 K/9) over his five starts with the Nationals, including seven or more in each of his last four outings.

CAREER HIGHS

IP: 3.0, 3x, last 9/14/24 vs. CIN
SO: 3, 4x, last 9/26/24 vs. MIA
Walks: 3, 9/19/21 vs. SEA
CG: --
Low-Hit CG: --
Win Streak: 1, 9/20/24



2018: Spent the entire season at Double-A Northwest Arkansas, matching a career high in wins (8), while his 26 appearances and 148.1 innings were the second-highest totals of his career...selected to the Texas League All-Star Game in Midland, Texas...tossed a scoreless second inning for the North Division...went 4-0 with a 2.90 ERA (16 ER in 49.2 IP) and a .232 (42-for-181) opponents' average from July 23 to the end of the year...named Texas League Pitcher of the Week (Aug. 12), after tossing his fourth career complete game on Aug. 10.

2017: Ranked second in the Carolina League in innings (152.2) and starts (27), fifth in strikeouts (127) and 10th in WHIP (1.35), being named an organization All-Star by MiLB.com...recorded the first shutout of his professional career on July 2, 2-0 over Salem...scattered four hits and allowed no walks with four strikeouts...it was one of 11 individual shutouts in the Carolina League in 2017.

2016: Tossed two complete games vs. Hagerstown (with Lexington), tying him for the South Atlantic League lead.

2015: Spent entire season with Low-A Lexington, in second pro campaign.

2014: Ranked as the sixth-best prospect in the Appalachian League by *Baseball America*, following his first professional season at Burlington.

PROFESSIONAL: Originally selected by Kansas City in the second round of the 2014 First-Year Player Draft...signed a minor league contract with Chicago-AL on April 9, 2022...signed a minor league contract with Atlanta on March 24, 2023...signed with the CBPL's Uni-President 7-Eleven Lions on August 12, 2023...signed a minor league contract with Minnesota on January 24, 2024...declared free agency on November 4, 2024 and re-signed with Twins on minor league contract with invite to spring training on November 17, 2024.

BLEWETT'S PITCHING RECORD																			
YEAR	CLUB	W-L	ERA	G	GS	CG	SH	SV	IP	H	R	ER	HR	HB	BB	SO	WP	K/9	BAA
2014	Burlington	1-2	4.82	8	7	0	0	0	28.0	27	16	15	3	3	15	29	6	9.3	.262
2015	Lexington	3-5	5.20	18	18	0	0	0	81.1	88	51	47	6	3	24	60	10	6.6	.272
2016	Lexington	8-11	4.31	25	25	2	0	0	129.1	138	72	62	10	8	51	121	18	8.4	.275
2017	Wilmington	7-10	4.07	27	27	1	1	0	152.2	153	76	69	16	7	52	129	13	7.6	.262
2018	Northwest Arkansas	8-6	4.79	26	25	1	0	0	148.1	164	84	79	12	12	49	100	10	6.0	.282
2019	Northwest Arkansas	1-3	3.55	5	5	0	0	0	25.1	21	11	10	2	1	8	34	0	12.0	.221
2020	Omaha	5-8	8.52	18	16	0	0	0	81.1	115	82	77	24	6	46	56	9	6.2	.333
	KANSAS CITY	0-0	6.00	2	0	0	0	0	3.0	6	2	2	0	0	1	4	0	12.0	.400
2021	ACL Royals Gold	0-0	2.25	2	2	0	0	0	4.0	4	1	1	1	0	0	2	0	4.5	.250
	Omaha	6-3	6.39	23	10	0	0	0	69.0	80	54	49	19	3	31	64	3	8.3	.285
	KANSAS CITY	0-0	1.80	3	0	0	0	0	5.0	3	1	1	0	0	5	4	0	7.2	.188
2022	Birmingham	7-6	5.03	24	22	0	0	0	111.0	122	69	62	13	4	44	99	16	8.0	.277
	Charlotte	1-1	12.75	3	3	0	0	0	12.0	24	17	17	4	0	4	10	2	7.5	.414
2023	Mississippi	3-4	4.21	17	13	0	0	0	72.2	59	37	34	7	3	29	76	8	9.4	.217
2024	St. Paul	5-2	3.79	38	3	0	0	1	54.2	58	28	23	3	2	17	54	3	8.9	.266
	MINNESOTA	1-1	1.77	12	0	0	0	0	20.1	17	5	4	2	1	8	18	0	8.0	.224
Minor League Totals		55-61	5.06	234	176	4	1	1	969.2	1053	598	545	120	52	370	834	98	7.7	.276
Major League Totals		1-1	2.22	17	0	0	0	0	28.1	26	8	7	2	1	14	26	0	8.3	.243

BLEWETT'S CAREER FIELDING RECORD							
POSITION	PCT	G	PO	A	E	TC	PB
Pitcher	1.000	17	1	3	0	4	—

BLEWETT'S PROFESSIONAL INJURED LIST HISTORY		
DATES	INJURY	
July 13-August 13, 2021	Right Ulnar Collateral Ligament (Elbow)	
June 25-July 11, 2019	Left Shin Contusion	

MLB.COM'S TWINS TOP 30 PROSPECTS		
PLAYERS 1-10		
1. Walker Jenkins, OF		
2. Emmanuel Rodriguez, OF		
3. Luke Keaschall, 2B/OF/1B		
4. Kaelen Culpepper, SS		
5. Marco Raya, RHP		
6. Andrew Morris, RHP		
7. Gabriel Gonzalez, OF		
8. Charlee Soto, RHP		
9. Kyle DeBarge, SS		
10. Dasan Hill, LHP		
PLAYERS 11-20		
11. Billy Amick, 3B		
12. C.J. Culpepper, RHP		
13. Eiberson Castellano, RHP		
14. Cory Lewis, RHP		
15. Yasser Mercedes, OF		
16. Ricardo Olivar, C/OF		
17. Brandon Winokur, SS/OF/3B		
18. Rayne Doncon, INF		
19. Tanner Schobel, 2B/3B		
20. Kala'i Rosario, OF		
PLAYERS 21-30		
21. Connor Priellip, LHP		
22. Danny De Andrade, SS		
23. Diego Cartaya, C		
24. Rubel Cespedes, 3B/1B		
25. Eduardo Beltre, OF		
26. Dameury Pena, 2B		
27. Khadim Diaw, C/OF		
28. Jose Olivares, RHP		
29. Adrian Bohorquez, RHP		
30. Payton Eeles, 2B/SS		
List as of January/February		



25

BYRON BUXTON

OF

H/W: 6-2/210 **B/T:** R/R
OPENING DAY AGE: 31
BORN: 12/18/1993 In Baxley, GA
RESIDES: Baxley, GA

ACQUIRED: 1st RD (2nd overall), 2012 MLB Draft
M.L. SERVICE: 8 years, 160 days
OPTIONS USED: 2 of 3
CONTRACT STATUS: Signed thru 2028

PERSONAL: Byron Keion Buxton...wife, Lindsey...sons, Brixton Scott (12/6/13), Blaze Jett (7/2/20) and Baire Lennox (7/24/23)...X: @OfficialBuck103...Instagram: @buckdaddy103...2012 graduate of Appling County (GA) High School...in 2012, ranked top high school prospect in the country at the time of the MLB First-Year Player Draft by *Baseball America*...named 2011 and '12 Gatorade Georgia Player of the Year, leading Appling County High School to the Georgia Class AA State Championship in 2012...named First-Team Rawlings Preseason All-American after hitting .513 with 17 doubles, three home runs, 35 RBI and 38 stolen bases during senior season; as a pitcher, went 10-1 with five saves and 154 strikeouts in 81.0 innings pitched...struck out 18 batters in 7.0 innings pitched in the deciding game of the Georgia Class AA State Championship Series...selected to play in the Under Armour All-American Game in 2011...played football and was an All-State defensive back and receiver as a senior and All-Region as a quarterback as a junior...participated in Twins Winter Caravan in 2016 and '17...started Buxton's Battalion, in which he provides tickets and a special meet and greet for military members and their families at every Friday home game...invites members of the Minnesota National Guard to play catch on the field...his brother, Felton, serves in the U.S. Navy...in 2019 raised funds through the Big League Impact ALL WIN campaign, impacting Minnesota Military Family Foundation...occasionally attends Twins RBI Glove Giveaways, helping distribute free baseball gloves to participants in the Twins RBI program...named Carl R. Pohlad Community Service Award winner in 2020...is a Tampa Bay Buccaneers fan and attends a few games each season at Raymond James Stadium with his family...is specifically a fan of wide receiver Mike Evans and has a couple different jerseys of his...grew up playing football against NFL wide receiver Tyreek Hill and the two still keep in touch...Hill grew up in Douglas, GA, about 40 miles southwest of Buxton's hometown of Baxley...once asked who could win in a race, Byron said that Hill would easily...attended 2024 and '25 TwinsFest at Target Field.

CAREER HIGHLIGHTS: 2024 marked 13th professional season...is longest-tenured Twin, debuting in June of 2015...returned to centerfield in 2024...spent most of 2023 season as Twins' DH in an effort to keep him healthy by not playing centerfield (club acquired Michael A. Taylor to play CF)...named 2022 AL All-Star, originally as reserve but was starting centerfielder, replacing Mike Trout; hit go-ahead solo homer in fourth inning...named AL Player of the Week June 13, 2022...awarded MLB's Play of the Week twice in 2022, once for a diving catch on May 24 vs. Detroit and again on July 4 at Chicago-AL for initiating an 8-5 triple play, the first in baseball history...named American League Player of the Month for April 2021...became the 16th Twins player to win the award and the first since Delmon Young in July 2010...also just the third Twin to be named AL Player of the Month for April, joining Kirby Puckett (1986) and Torii Hunter (2002)...named 2020 Rawlings Gold Glove Award® centerfield finalist, along with Oakland's Ramón Laureano, both finishing behind Chicago-AL's Luis Robert...finished 2020 placing 16th in American League MVP voting with two voting points - one ninth place vote...given 2016, 2017, 2019 & 2020 Jim Kaat Award for Twins Defensive Player of the Year and 2017 Bill Boni Award as Most Improved Twin, all voted on by the Twin Cities Chapter of the BBWAA...was successful in 33-consecutive steal attempts May 23, 2017-April 22, 2019, a club record...earned first career Rawlings AL Gold Glove Award® and AL Platinum Glove in 2017...also in 2017, hit three home runs August 27 at Toronto, becoming the eighth player in club history at the time to do so, joining Bob Allison, Harmon Killebrew, Tony Oliva, Justin Morneau, Max Kepler, Brian Dozier and Eddie Rosario...named AL Player of the Week for period ending August 27, 2017...named Twins top prospect entering 2016, as well as best hitter for average, fastest baserunner, best athlete, best defensive outfielder and best outfield arm in Twins system by *Baseball America*...made major league debut June 14, 2015 at Texas; started in centerfield and went 0-for-4 with a run scored...notched first career hit June 15 at St. Louis, a triple off John Lackey...hit first career home run Sept. 27, 2015 at Detroit, a solo shot off José Vázquez in the eighth...named Twins top prospect entering 2015, as well as best hitter for average, fastest baserunner, best athlete, best defensive outfielder and best outfield arm in the Twins system by *Baseball America*...named top prospect in baseball by MLB.com entering 2015...named 2013 Most Valuable Player and Prospect of the Year in the Midwest League by *Baseball America*...awarded with 54th annual J.G. Taylor Spink Award as Topps/Minor League Baseball's Player of the Year in 2013...named 2013 Minor League Player of the Year by *Baseball America*...given 2013 Sherry Robertson Award as Twins minor league Player of the Year...named top prospect, best hitter for average, fastest baserunner, best athlete, best defensive outfielder and best outfield arm in Twins system by *Baseball America* entering 2014...selected to play for the U.S. in the 2013 SiriusXM All-Star Futures Game at Citi Field.

CENTER OF ATTENTION

IN JANUARY, MLB NETWORK RELEASED THEIR LIST OF TOP CENTERFIELDERS:

- Julio Rodríguez Seattle
- Jackson Merrill San Diego
- Byron Buxton** **Minnesota**
- Michael Harris II Atlanta
- Mike Trout Los Angeles-AL
- Brandon Marsh Philadelphia
- Daulton Varsho Toronto
- Garrett Mitchell Milwaukee
- Oneil Cruz Pittsburgh
- Luis Robert Jr. Chicago-AL

CAREER HIGHS

Hits: 5, 4/28/21 at CLE
RBI: 5, 3x, last 4/24/22 vs. CWS
HR: 3, 8/27/17 at TOR
GS: 2, last 5/18/19 at SEA
SB: 2, 3x, last 5/16/23 at LAD
Hit-Strike: 12, 8/10-21/17

WALK-OFF HITS/PA

9/14/17 vs. TOR (HR)
 9/5/20 vs. DET (1B)
 4/24/22 vs. CWS (HR)
 7/1/22 vs. BAL (HR)

MULTI-HR GAMES

8/27/17 at TOR (3)
 8/12/20 at MIL
 9/17/20 at CWS
 9/30/21 vs. DET
 4/10/22 vs. SEA
 4/24/22 vs. CWS
 6/9/22 vs. NYY
 6/10/22 vs. TB
 6/22/23 vs. BOS
 7/21/23 vs. CWS
 5/21/24 at WAS
 7/21/24 vs. MIL
 8/11/24 vs. CLE



POSTSEASON CAREER: 2023: Left off ALWCS roster vs. Toronto and did not play (injury)...added to roster prior to Game 5 of ALDS vs. Houston (Kiriilloff injury replacement), popping out to first base in pinch-hitting appearance...**2020:** Appeared in two games in AL Wild Card Series vs. Houston...made the start in Game 1 on September 29, going 1-for-4, singling off Zack Greinke in the first inning for

first career Postseason hit...**2019:** Was not on Twins 2019 ALDS roster vs. New York-AL after having left shoulder surgery in September...**2017:** Made Postseason debut in the AL Wild Card Game October 3, 2017 at New York-AL, batting seventh in centerfield; went 0-for-2 with a strikeout and groundout before exiting the game in the fourth inning after crashing into the centerfield wall two innings prior, robbing Todd Frazier of extra bases.

2024:

- Made Twins Opening Day roster for eighth time in career and was Opening Day centerfielder for first time since 2022...led off and played center on March 28 at Kansas City, going 1-for-4 with a walk and run scored...marked his first time playing centerfield since August 22, 2022 at Texas.
- Hit first home run in first three-hit game of season on April 23 vs. Chicago-AL...the home run tied the game in the ninth inning at 5-5; the Twins won on Alex Kirilloff's walk-off single shortly after.
- Stole 87th career base on April 28 at Los Angeles-AL, passing Tony Oliva, moving into sole possession of 13th on Twins all-time list (since 1961).
- Hit safely in a then-season-long eight-straight games from April 19-29, hitting .333 (11-for-33) with four doubles, one home run, four RBI, one stolen base, seven runs scored and a .917 OPS in that span...also reached base safely in a career-best 14-straight games from April 19-May 22, posting a .375 on-base percentage in those games.
- Placed on 10-day Injured List on May 3 with right knee inflammation...played in two games on rehab assignment with Triple-A St. Paul; reinstated on May 18.
- Recorded 11th career multi-homer game and first of season on May 21 at Washington.
- Stole 90th career base in Game 1 of doubleheader on June 16 vs. Oakland, passing Nick Punto and tying Denard Span for 11th on Twins all-time list (since 1961)...stole 91st career base on June 18 vs. Tampa Bay, passing Span and moving into sole possession of 11th on Twins all-time list (since 1961).
- Homered four times in five-game span, amassing 11 RBI from June 23-29, tied for the most RBI in a five-game stretch in his career.
- Hit safely in season-high-tying eight-straight games from July 2-12, hitting .452 (14-for-31) with six doubles, one home run, four RBI and a 1.242 OPS in that span.
- Recorded 12th career multi-homer game and second of season on July 21 vs. Milwaukee...passed Tom Brunansky, Miguel Sanó and Nelson Cruz (11 multi-homer games) for ninth-most in club history (since 1961).
- Stole 92nd career base on July 23 vs. Philadelphia, tying Larry Hise for 10th on Twins all-time list...stole 93rd on September 20 at Boston, passing Hise and moving into sole possession of 10th.
- Finished July hitting .333 (22-for-66) with eight doubles, five home runs, 10 RBI, 15 runs scored, a .405 on-base percentage, a .682 slugging percentage and a 1.087 OPS in 19 games...slugging ranked eighth in the AL and his OPS ranked 10th for the month.
- Recorded 13th career multi-homer game and third of season on August 11 vs. Cleveland...tied Kirby Puckett and Gary Gaetti for sixth-most multi-homer games in club history.
- Placed on 10-day Injured List on August 15 with right hip inflammation...took live batting practice at Target Field on September 10 and 11, facing Twins minor leaguers bussed up from High-A Cedar Rapids...reinstated on September 12.
- Homered in first game back from Injured List on September 13 vs. Cincinnati...the homer was the 132nd of his career, tying Jacque Jones for 15th on Twins all-time list...passed Jones with 133rd on September 25 vs. Miami.
- Played in 100th game of season on September 25 vs. Miami, second-most in career (140 in 2017).
- Hit .319 (67-for-210) with 19 doubles, 15 home runs, 40 RBI, 44 runs scored, a .377 on-base percentage, a .633 slugging percentage and a 1.010 OPS in 58 games from June 7-end of season...finished season with seven-game hitting streak (.344/.364/.531).
- Played in 94 games in centerfield (87 starts), second-most of career (137 games in 2017)...ranked in 88th percentile in baseball in arm strength (90.3 mph).
- Hit .298 (28-for-94) with three home runs and an .859 OPS vs. left-handed pitching and .272 (71-for-261) with 15 home runs and an .859 OPS vs. right-handed pitching.
- Ranked in 97th percentile in average sprint speed (29.7 ft./second), 94th percentile in baserunning run value (3), 92nd percentile in xSLG (.516), 89th percentile in xwOBA (.358) and barrel percentage (13.2%), and 87th percentile in average exit velocity (91.7 mph) and hard-hit percentage (48.1%).
- Hit .299 (55-for-184) against fastballs, .288 (36-for-125) against breaking pitches and .174 (8-for-46) against off-speed.
- Finished 12th in the AL in OPS (.859) among players with a minimum of 350 plate appearances)...among same group, ranked ninth in slugging percentage (.524) and wOBA (.368).

AL BATTING LEADERS

OPS+ IN 2024 (min. 350 ABs)

1. Aaron Judge, NYY.....	225.7
2. Juan Soto, NYY.....	179.8
3. Yordan Alvarez, HOU.....	172.2
4. Bobby Witt Jr., KC.....	169.8
5. Vladimir Guerrero Jr., TOR.....	167.1
6. Brent Rooker, OAK.....	164.8
7. Gunnar Henderson, BAL.....	152.7
8. José Ramírez, CLE.....	145.6
9. Corey Seager, TEX.....	143.6
10. Byron Buxton, MIN.....	139.6

TOP 100

MLB Network revealed their annual Top 100 MLB players entering the 2025 season in Jan./Feb. and Buck checked in at number 68, after going unranked in 2024. Carlos Correa ranked at 42, Royce Lewis at 82.

BUCK TRUCK

Buck's celebratory arm pump celebration is a tribute to his father, Felton, a truck driver. When Byron was a child, he knew when his dad was coming home from a trip and would pump his arm up and down to get him to sound the horn as he arrived.

off Lance Lynn...hit safely in season-high eight-straight games from April 25-May 4, hitting .345 (10-for-29) with four doubles, five home runs, 11 RBI, seven walks and a 1.472 OPS in that span...the streak was the start of a career-long 24-game on-base streak that spanned from April

AL SPRINT LEADERS

FEET-PER-SECOND IN 2024

(minimum 100 competitive runs)

1. Bobby Witt Jr., KC.....	30.5
2. José Siri, TB.....	29.9
3. Jeremy Peña, HOU.....	29.8
Jonny DeLuca, TB.....	29.8
Wyatt Langford, TEX.....	29.8
6. Byron Buxton, MIN.....	29.7

on August 4 with a right hamstring strain...played in first game on rehab assignment on August 30 for Triple-A St. Paul, playing 7.0 innings in the field, his first defensive action all season...played another game as designated hitter on September 1 but had rehab assignment shutdown temporarily after experiencing knee soreness...spent the final week of the season taking live BP with other players rehabbing from injuries to be ready for Postseason...hit .217 (49-for-226) with 14 home runs and a .768 OPS vs. right-handed pitching, compared to .179 (14-for-78) with three home runs and a .627 OPS vs. left-handed pitching...selected to ALDS Roster prior to Game 4 vs. Houston, replacing Alex Kiriloff (shoulder)...made pinch-hitting appearance that night vs. Bryan Abreu in the eighth inning, popping out to first base.

2022: Signed seven-year contract extension to stay in Minnesota through 2028 on December 1, 2021, just hours prior to the MLB work stoppage...was Twins Opening Day centerfielder and leadoff hitter on April 8 vs. Seattle, his seventh Opening Day roster, all with Twins...homered six times in his first 10 games from April 8-24, the first player in Twins/Senators history to do so...recorded fifth career multi-homer game on April 10 vs. Seattle...finished with four multi-homer games, also April 24 vs. Chicago-AL (6th career), June 9 vs. New York-AL (7th career) and June 10 vs. Tampa Bay (8th career)...the consecutive multi-homer games on June 9 and 10 made him the fifth player in Twins/Senators history (1901-present) to record consecutive games with two-or-more home runs; he joined Harmon Killebrew (May 1-2, 1959), Don Mincher (July 20-21, 1963), Kirby Puckett (August 29-30, 1987) and Eddie Rosario (April 18-20, 2019)...hit second career walk-off home run on April 24 vs. Chicago-AL, a three-run shot off Liam Hendriks in the bottom of the 10th inning, securing a 6-4 Twins victory...the homer was measured at 469 feet, marking the longest walk-off in the Statcast Era (since 2015)...he homered earlier in the game and according to the *Elias Sports Bureau*, the two-homer game marked the 16th time in club history that a Twin hit a walk-off home run in a game in which he homered at least twice...the previous was Eddie Rosario's three-homer/walk-off game on June 3, 2018 vs. Cleveland...awarded MLB's Play of the Week on May 24 vs. Detroit, making a diving catch in right-centerfield off the bat of Jeimer Candelario...homered in first and second innings on June 9 vs. New York-AL for second time on season (also April 10 vs. SEA)...became second player in Twins/Senators history with two such games in season (also Harmon Killebrew in 1969)...named AL Player of the Week on June 13, his second career honor (also August 27, 2017)...hit .333 (7-for-21) with eight runs scored, a double, five home runs, seven RBI and a 1.095 slugging percentage over six games played...had 19 home runs in his 50-game mark on June 19, becoming second player in Minnesota/Washington franchise history (since 1901) with 19 home runs in his first 50 games of a season, the other being Harmon Killebrew in 1959...hit nine home runs with 15 RBI in 23 games...nine home runs tied for fourth-most in the AL and tied for fifth-most in baseball...hit third career walk-off home run on July 1 vs. Baltimore, a two-run shot off Jorge López in the bottom of the tenth, securing a Twins 3-2 victory...awarded MLB's Play of the Week for second time on season July 4 at Chicago-AL, starting an 8-5 triple play, the first in Major League Baseball history...he caught a flyball in right-centerfield off the bat of AJ Pollock, then assisted third baseman Gio Urshela, who converted the other two outs...named to American League All-Star team as reserve, the first of career...named starting centerfielder by AL manager Dusty Baker, replacing Los Angeles-AL's Mike Trout...batted sixth and went 1-for-2 with a go-ahead solo home run off Los Angeles-AL's Tony Gonsolin in the fourth inning (425 ft)...struck out in first at-bat against Miami's Sandy Alcantara...became fourth Twin to homer in an All-Star Game, joining Harmon Killebrew (1961, '65 & '71), Kirby Puckett (1993) and Brian Dozier (2015)...homered in 10-consecutive road series from June 3-August 14 (June 3 at Toronto, June 13 at Seattle, June 17 at Arizona, June 28 at Cleveland, July 4 at Chicago-AL, July 10 at Texas, July 26 at Milwaukee, June 29 & 30 at San Diego, August 9 at Los Angeles-AL and August 14 at Los Angeles-AL)...it tied Miguel Sanó for the longest streak by a Twin since September 2016-June 2017...was longest by any player since Justin Turner did it in 10-straight in 2019...reached safely in season-long 10-straight games to end his season from August 9-22...placed on 10-day Injured List on August 23 with a right hip strain, ending his season...hit .252 (26-for-103) vs. left-handed pitching, compared to .211 (50-for-237) against right-handed pitching...posted an expected slugging percentage (xSLG) of .509, seventh-best in the AL among qualifiers...finished with 28 home runs on season, tied for 13th in the AL...hit 21 homers from the number one spot in the lineup, fourth-most in the AL and sixth-most in baseball...11 of his 28 home runs were with the score tied and six were when the club was trailing by one run...ranked sixth in the AL and eighth in baseball in average exit velocity (92.9 mph)...ranked eighth in the AL and 11th in baseball in barrels-per-plate appearance percentage (9.7%)...ranked 18th in baseball in hard-hit percentage (50.2%)...ranked in the 93rd percentile in baseball in hard-hit percentage (50.2%) and in the 92nd percentile in sprint speed (29.1 mph)...one of three players in baseball in the 90th percentile in both categories, the others being Mike Trout (51.0% / 29.4 mph) and Julio Rodríguez (50.7% / 29.7 mph)...finished season with an MLB-record 54 consecutive home runs since last grounding into a double play on August 18, 2020 vs. Milwaukee when he hit into two...set career-high in home runs (28) and tied career-high in RBI (51)...ranked third on Twins in Wins Above Replacement (*STATS LLC*) at 3.8, trailing Carlos Correa (6.0) and Luis Arráez (4.2).

TAMPA BAY BUX

Byron is a big fan of the Tampa Bay Buccaneers and attends a few games each season at Raymond James Stadium with his family. He's specifically a fan of (and friends with) wide receiver Mike Evans and has a couple of his jerseys. The reason he's a Bucs fan is because his dad was a Peyton Manning fan. So when the Colts came to TB and played the Bucs, Byron's dad wanted to take Bucky to a game so he could see Manning play.

2021: Made Twins Opening Day roster for sixth time in career and was Opening Day centerfielder, batting sixth on April 1 at Milwaukee...homered off Eric Yardley, marking first career Opening Day home run...homered in each of his first two games and in five of his first eight games from April 1-11...the Opening Day homer was the first for a Twins centerfielder since Torii Hunter in 2007...began season with six-game extra-base hit streak from April 1-8 (3 2B, 4 HR), marking a club record to begin a season...began season with a 10-game hitting streak, hitting .457 (16-for-35) with five doubles, five home runs, nine RBI, a 1.029 slugging percentage and a 1.541 OPS in that span...went 5-for-5, setting a single-game career-high in hits on April 28 at Cleveland, including two doubles, a leadoff home run and a stolen base...became the third player in Twins/Senators history (1901-present) with five hits, a homer and a stolen base in a game, joining Jacque Jones (May 6, 2003 at Tampa Bay) and Boileyray Clarke (June 18, 1901 at Detroit)...became the third player in Twins/Senators franchise history to go 5-for-5 or better and hit a leadoff home run in the same game, joining Tim Lincecum on September 16, 1983 vs. Toronto and Jacque Jones on May 6, 2003 at Tampa Bay. (*Elias*)...named American League Player of the Month for April...became the 16th Twins player to win the award and the first since Delmon Young in July 2010...also just the third Twin to be named

TWINS ALL-TIME LEADERS

HOME RUNS AT TARGET FIELD

1. Max Kepler.....	84
2. Brian Dozier.....	80
3. Miguel Sanó.....	76
4. Byron Buxton.....	70
5. Eddie Rosario.....	68

AL Player of the Month for April, joining Kirby Puckett (1986) and Torii Hunter (2002)...played in 18 games, hitting safely in 16 while batting .426 (29-for-68) with eight doubles, eight home runs, 14 RBI, 15 runs scored, a .466 on-base percentage, an .897 slugging percentage and a 1.363 OPS... he led qualified major league hitters in batting average, slugging percentage and OPS, and tied for second in home runs and extra-base hits (16), while ranking third in total bases (61) and fourth in on-base percentage...set Twins records for March/April in batting average, slugging percentage and OPS (min. 60 plate appearances)...his OPS also set a Twins record for any month, surpassing Joe Mauer's 1.338 mark in May 2009...placed on 10-day Injured List with a right hip strain on May 7...at the time of injury, was hitting .370 (34-for-92) with 10 doubles, nine home runs, 17 RBI, 19 runs scored, four walks, five stolen bases, a .408 on-base percentage, a .772 slugging percentage and a 1.180 OPS...led baseball in slugging percentage and ranked second in both batting average and OPS...played in three games on rehab assignment with Triple-A St. Paul, going 5-for-9 (.556) with two home runs and seven RBI and was reinstated on June 14...played in three games for the Twins, going 4-for-11 with a double and a home run and was hit by a pitch from Tyler Mahle June 21 vs. Cincinnati, fracturing his left hand...was placed on the 10-day Injured List June 22...played in four games on rehab assignment with Triple-A St. Paul from August 20-25, going 4-for-13 with one double and one home run and was returned from rehab and reinstated from Injured List on August 27...recorded third career multi-homer game and only one of season on September 30 vs. Detroit... finished season hitting .368 (21-for-57) with nine doubles, five home runs, eight RBI and a 1.227 OPS in final 15 games from September 17-October 3...finished the season with a 16-game on-base streak that started on September 15...hit a fifth-inning double on October 2 at Kansas City which marked his 40th extra-base hit of the season in his 60th game...became the fourth player in baseball history with 40-plus extra-base hits in a season, joining Josh Gibson in 1937 (40 XBH in 39 G), Oscar Charleston in 1924 (42 XBH in 54 G) and Ross Barnes in 1873 (44 XBH in 60 G)...hit 100th career double on final day of season, October 3 at Kansas City...marked his fourth-straight game with a double...hit three of the 10 longest home runs for the team on the season: 456 feet on April 1 at Milwaukee (Eric Yardley), 451 feet on April 6 at Detroit (José Cisneros) and 457 feet on September 10 vs. Kansas City (Daniel Lynch)...the homer vs. the Royals went off the facing of Minnie & Paul in centerfield, above the Delta SKY360° Suite; he is the only player in Target Field history (2010-present) to hit a ball to that spot...set single-season career-high in home runs with 19, despite playing in just 61 games with 235 at-bats...finished seventh in baseball in at-bats-per-home run ratio at 12.37 (minimum of 200 at-bats)...also hit 23 doubles, his second-highest single-season total (30 in 2019)...finished the season with a 4.5 WAR (per Baseball Reference), the second best on the team (Jorge Polanco - 4.8)...his 4.5 WAR was the eighth-highest single-season mark in baseball history among players who appeared in 70-or-fewer games in a season, highest since Josh Gibson's chart-topping 6.3 WAR for the Homestead Grays in 1943...ranked fifth among all centerfielders with 10 defensive runs saved (per The Fielding Bible), despite playing just 509.2 innings there...finished first in the American League and second in baseball with a 1.005 OPS (minimum 200 at-bats)...trailed only Philadelphia's Bryce Harper (1.044)...signed a seven-year contract extension on December 1, keeping him in Minnesota through 2028.

TWINS ALL-TIME LEADERS

FWAR	
1. Harmon Killebrew	59.3
2. Rod Carew	56.9
3. Joe Mauer	53.5
4. Kirby Puckett	44.9
5. Tony Oliva	40.7
6. Kent Hrbek	37.6
7. Chuck Knoblauch	33.6
8. Bob Allison	31.0
9. Gary Gaetti	25.8
10. Brian Dozier	23.8
11. Corey Koskie	23.2
12. Torii Hunter	22.6
13. Byron Buxton	22.2
14. César Tovar	21.6
15. Roy Smalley	20.9

MLB BATTING LEADERS	
SLG SINCE 2020 (min. 1500 PAs)	
1. Aaron Judge635
2. Shohei Ohtani587
3. Yordan Alvarez572
4. Bryce Harper540
5. Byron Buxton532

2020: Made Twins Opening Day roster for fifth time in career but missed the first three games recovering from a left foot sprain, an injury he sustained chasing a fly ball in a July 14 scrimmage... began season 1-for-15 (.067) with one walk July 28-August 3...in next nine games, hit .406 (13-for-32) with one double, five home runs, nine RBI, eight runs scored and a 1.300 OPS...in that span, homered in three-straight games August 6-8, including a season-high four RBI August 8 at Kansas City...recorded second career multi-homer game August 12 at Milwaukee, both solo shots...scored game-winning run in a walk-off, 4-3, 12-inning win August 18 vs. Milwaukee, sliding into home on a Jorge Polanco dribbler to first base...was the runner on second base to start the inning; played in one game after the slide, then placed on 10-day Injured List August 20 with left shoulder inflammation; reinstated September 1...hit third career inside-the-park home run September 15 at Chicago-AL, 55th in Twins history; joined Tony Oliva, Tom Brunansky and Greg Gagne for most inside-the-park homers in club history...hit what was originally called an inside-the-park home run the previous night in Chicago, but was ruled a ground rule double as it was lodged under the fence in leftfield...collected third career multi-homer game and second of season September 17 at Chicago-AL, both solo shots...hit second career leadoff home run September 22 vs. Detroit, off Tarik Skubal...homered eight times in a 12-game span September 7-22...also homered in three-consecutive games for the second time in his career, both this season (August 6-8 and September 15-17)...missed final two games after being hit by a pitch in the head from Lucas Sims on September 25 vs. Cincinnati...hit .290 (18-for-62) with two doubles, eight home runs, 15 RBI and a 1.022 OPS in 18 games in September; ranked 11th in AL in OPS for the month...appeared in two games in AL Wild Card Series vs. Houston...made the start in Game 1 September 29, going 1-for-4, singling off Zack Greinke in the first inning for first career Postseason hit...pinch ran in Game 2...finished 16th in American League MVP voting with two voting points - one ninth place vote...named 2020 Rawlings Gold Glove centerfield finalist, along with Oakland's Ramón Laureano, both losing out to Chicago-AL's Luis Robert...named Carl R. Pohlad Community Service Award winner and Jim Kaat Award winner for Twins Defensive Player of the Year.

2019: Made Twins Opening Day roster for fourth time in career and was Opening Day centerfielder March 28 vs. Cleveland...caught stealing April 22 at Houston (Robinson Chirinos), snapping his club record stolen base streak at 33-straight successful attempts...hit 18 doubles through first 38 games of May 14, the most in baseball through that date...hit second career grand slam May 18 at Seattle and tied a career-high with five RBI...placed on 10-day Injured List with a right wrist contusion June 18; missed 13 games and was reinstated June 29...played in eight games before being placed back on 10-day Injured List with concussion-like symptoms July 16, an injury he suffered diving for a ball July 13 at Cleveland and was reinstated July 25...played in seven games before being placed back on 10-day Injured List with left shoulder subluxation August 3 (retroactive to August 2), an injury he suffered running into a wall on August 1 at Miami; was reinstated September 1...played in five games in September for Twins primarily as a defensive replacement and pinch runner...placed on 60-day Injured List September 10 with the left shoulder subluxation, ending his season...had surgery that day in Los Angeles by Dr. Neal ElAttrache...hit .317 (20-for-63) with nine extra-base hits vs. left-handed pitching and .245 (51-for-208) with 35 extra-base hits vs. right-handed pitching...went 14-for-17 in stolen base attempts for a 82.4 success rate...Twins went 53-25 with him in the lineup compared to 48-36 without...was the recipient of the Minnesota Twins Heart and Hustle Award by the Major League Baseball Players Alumni Association...named winner of Jim Kaat Award, given to the Twins Defensive Player of the Year, an award voted on by the Twin Cities Chapter of the BBWAA...marked his third time winning the award (2016 and 2017).

TWINS ALL-TIME LEADERS

GAMES IN CENTERFIELD	
1. Kirby Puckett (1984-95)	1,433
2. Torii Hunter (1998-07, '15)	1,172
3. Byron Buxton (2015-)	636
4. Ted Uhlaender (1966-69)	454
5. Denard Span (2008-12)	448

2018: Made Twins Opening Day roster for third time in career and was Opening Day centerfielder March 29 at Baltimore...placed on 10-day Injured List with migraines April 15...went on rehab assignment with High-A Fort Myers April 22...fouled a ball off left big toe, fracturing it in his first rehab game April 22 at Bradenton...returned from rehab assignment and reinstated from Injured List May 10...upon return, played in 17 games for the Twins, hitting .122 (6-for-49) with two doubles and was placed back on 10-day IL with a left big toe fracture...went on rehab assignment with Triple-A Rochester...eventually returned from rehab, reinstated from IL and optioned to Rochester July 2...placed back on the 7-day Injured List July 31 with a left wrist strain...went 5-for-5 in stolen base attempts, extending his club record to 29-straight steals; last caught by Wellington Castillo May 23, 2017 at Baltimore...combined to hit .226 (51-for-226) with 15 doubles, one triple, four home runs, 18 RBI, 12 walks and nine stolen bases in 63 games between Rochester and Minnesota on the season.

2017: Made Twins Opening Day roster for second time in career and was Opening Day centerfielder April 3 vs. Kansas City, batting third...began the season hitting .195 (46-for-236) in first 78 games to July 3, but hit .314 (71-for-226) in final 62 games...placed on 10-day Injured List with left groin strain July 15; reinstated August 1...named Twins nominee for the Heart and Hustle Award...hit safely in career-high 12-straight games August 10-21, hitting .400 (18-for-45) with two doubles, two triples, four home runs and 12 RBI...hit .387 (12-for-31) in 10 July games and .324 (34-for-105) in 29 August games...hit second career inside-the-park homer August 18 vs. Arizona; added a double and a triple, becoming just the fifth player in baseball in 70-plus years since the end of World War II, and the first in 41 years, to have those three types of hits in the same game: Jerry Snyder (1956), Roger Maris (1958), George Altman (1961) and Al Bumbry (1976)...hit three home runs August 27 at Toronto, becoming the eighth player in club history with a three-home game, joining Bob Allison (May 17, 1963 at Cleveland), Harmon Killebrew (September 21, 1963 at Boston), Tony Oliva (July 3, 1973 at Kansas City), Justin Morneau (July 6, 2007 at Chicago-AL), Max Kepler (August 1, 2016 at Cleveland), Brian Dozier (September 5, 2016 vs. Kansas City) and Eddie Rosario (June 13, 2017 vs. Seattle); also set single-game career highs in hits (4) and RBI (5); also stole a base in the game, becoming just the fifth player in AL history to steal a base and hit three homers, joining Carl Reynolds (1930), Leroy Stanton (1973), Joe Carter (1989) and Alex Rodriguez (2010)...named the AL Player of the Week for the period ending August 27, hitting .333 (11-for-33) with nine runs scored, a double, five home runs, 10 RBI and two stolen bases in eight games; among AL players, finished first in home runs; tied for first in total bases (27); tied for second in extra-base hits (6) and RBI; fourth in slugging percentage (.818); and tied for fourth in hits and stolen bases...missed one game on August 30 after hurting the hamate bone on his left hand...stole 24-consecutive bases May 24 through the end of the season, setting a Twins record for consecutive steals...set single-season career highs in games (140), runs (69), hits (117), home runs (16), RBI (51), walks (38) and stolen bases (29)...went 29-for-30 in stolen base attempts for a 96.7% success rate, the highest in baseball and a Twins record; highest in baseball since Alcides Escobar in 2013 (100.0%)...ranked third in baseball in defensive runs saved (24), second among outfielders (Andrelton Simmons, 32 and Mookie Betts, 31)...posted a .951 zone rating, the fourth best for a centerfielder in baseball history and best since Gabe Kapler in 1999 (.953)...played 137 games (131 starts) in centerfield, fourth most in the AL; most for a Twin since Denard Span played 153 games in 2010...given 2017 Wilson® Defensive Player of the Year Award as well as its award for Best Defensive Centerfielder...given 2017 Jim Kaat Award for Twins Defensive Player of the Year and Charles O. Johnson Award for Most Improved Twin, both awards voted on by the Twin Cities Chapter of the BBWAA...given 2017 Rawlings Gold Glove Award®, becoming fourth different outfielder in club history, joining Tony Oliva (1966), Kirby Puckett (6x, 1986-89 & 1991-92) and Torii Hunter (7x, 2001-07)...also earned the AL Platinum Glove Award (Colorado's Nolan Arenado won NL).

2016: Made Twins Opening Day roster for first time in career and was Opening Day centerfielder April 4 at Baltimore, batting ninth...hit .156 (7-for-45) in 17 games and was optioned to Triple-A Rochester April 25...named International League Player of the Week May 29, hitting .478 (11-for-23) with three doubles, three home runs, five RBI, eight runs scored and three walks in six games...recalled by Minnesota May 31 (Danny Santana, Injured List)...recorded first career three-hit game with Twins June 5 vs. Tampa Bay...hit .204 (31-for-152) in 46 games for the Twins in second stint and was optioned to Triple-A Rochester August 8...named International League Player of the Week for second time August 28, hitting .353 (12-for-35) with one double, four home runs, eight RBI and eight runs scored in seven games...recalled by Minnesota for final time September 1...hit first career grand slam September 4 vs. Chicago-AL, off Anthony Ranaudo...was part of a stretch in which he hit five home runs with 12 RBI in an eight-game span for the Twins September 1-9...hit inside-the-park home run October 2 at Chicago-AL, off Chris Sale, which was also his first career leadoff homer (first time hitting out of leadoff position all season)...also marked his 10th home run, becoming the 11th different Twin to reach double-digit home run totals, tying a then-MLB record (since bested by numerous teams)...hit .287 (29-for-101) with six doubles, two triples, nine home runs, 22 RBI, 24 runs scored and 10 walks in 29 September/October games; 24 runs scored led the AL, nine home runs were tied for seventh, and 22 RBI ranked 10th...combined to hit .256 (125-for-488) with 30 doubles, nine triples, 21 home runs, 62 RBI, 85 runs scored and 17 stolen bases in 141 games between Rochester and Minnesota...given 2016 Jim Kaat Award for Twins Defensive Player of the Year as voted on by the Twin Cities Chapter of the BBWAA.

2015: Was an invite to Twins spring training for second-straight season and was reassigned to minor league camp March 15...named Twins minor league Player of the Week May 3, hitting .423 (11-for-26) with one double, one home run, six RBI, nine runs scored, six walks and four stolen bases...hit second professional grand slam May 19 vs. Montgomery...had his contract selected by Minnesota June 14...named Southern League All-Star, but did not play in game due to promotion to Minnesota...made major league debut June 14 at Texas, starting in centerfield and batting ninth, going 0-for-4 with a run scored, the game-winning run in the ninth inning in a 4-3 Twins win...recorded first major league hit, June 15 at St. Louis, tripling off John Lackey; became the fourth Twin to ever triple for first major league hit, joining Jorge Polanco (June 27, 2014), Jimmie Hall (April 16, 1963) and Bernie Allen (April 10, 1962)...recorded first career stolen base June 21 vs. Chicago-NL...placed on 15-day Injured List June 26 with a left thumb sprain, an injury he suffered on June 23 vs. Chicago-AL, attempting to steal second base...named International League Player of the Week August 10-16, hitting .400 (14-for-35) with one triple, one home run, four RBI and seven runs scored in eight games...recalled by Minnesota August 20 when the Twins placed Aaron Hicks on the Injured List...recorded first career RBI August 22 at Baltimore, singling in Torii Hunter...hit first career home run September 27 at Detroit, a solo shot off Jose Valdez...named an outfielder on MiLB.com Twins organization All-Star team...named second-best prospect in the Southern League by *Baseball America* (teammate Miguel Sanó ranked first)...ranked top prospect, best hitter for average, fastest baserunner, best athlete, best defensive outfielder and best outfield arm in Twins system by *Baseball America* entering 2016.

2014: Played in first career Twins spring training and was reassigned to minor league camp March 9, reporting to High-A Fort Myers...began season on 7-day Injured List with a sprained left wrist after diving for a fly ball in a minor league spring training game March 16; reinstated May 4...played in just five regular season games for the Miracle and was placed back on IL May 9 after re-aggravating his wrist diving for a fly ball; reinstated July 6...played one game for Double-A New Britain in centerfield August 13 vs. Bowie; in that game collided with rightfielder Mike Kvasnicka, both diving for a ball, and Buxton suffered a concussion...placed on 7-day Injured List August 14, ending his season...played for Salt River in Arizona Fall League, hitting .263 (15-for-57) in 13 games; dove for a ball October 27 and fractured left middle finger ending his AFL season...named an outfielder on the AFL Top Prospect Team...named Twins top prospect, best hitter for average, fastest baserunner, best athlete, best defensive outfielder and best outfield arm in the Twins system by *Baseball America* entering 2015...named top prospect in baseball by MLB.com entering 2015.

2013: Named Twins minor league Player of the Month for April, hitting .392 (31-for-79) with five doubles, three triples, four home runs, 21 RBI, 25 runs scored and nine stolen bases in 22 games for Low-A Cedar Rapids...hit first professional grand slam May 16 vs. Burlington...named Twins minor league Player of the Week June 14, hitting .406 (13-for-32) with three doubles, nine RBI and six runs scored in seven games...named a Midwest League Midseason All-Star...ranked top prospect in baseball at midseason by *Baseball America* and MLB.com...selected to play for the U.S. in the

SiriusXM All-Star Futures Game at Citi Field in New York, going 0-for-2 with two strikeouts off the bench...named Florida State League Player of the Week July 29, hitting .333 (10-for-30) with three triples, three home runs, six RBI, eight runs scored and six walks in seven games for the Miracle... named Twins minor league Player of the Month for August, hitting .402 (35-for-87) with 20 walks, 16 stolen bases, 21 runs scored and a .523 on-base percentage in 26 games...also named August Player of the Month by Topps...combined to hit .334 (163-for-488) with 19 doubles, 18 triples, 12 home runs, 77 RBI, 109 runs scored and 55 stolen bases in 125 games between both levels...led all minor league full-season players in triples (18), second in runs scored (109), tied for sixth in OPS (.944), 10th in hits (163) and 12th in stolen bases (55)...named Postseason All-Star, Most Valuable Player and Prospect of the Year in the Midwest League by *Baseball America*...awarded with 54th annual J.G. Taylor Spink Award as Topps/Minor League Baseball's Player of the Year; at 19-years-old, he joined Mike Trout (2010), Delmon Young (2005) and Andruw Jones (1996) as only players to win the award as teenager...named to TOPPS/Minor League Baseball's Class-A All-Star Team...named Minor League Player of the Year by *Baseball America* after being named Minor League All-Star, High Class-A All-Star, Low-Class A Player of the Year and Low Class-A All-Star by same publication...was given the Sherry Robertson Award as Twins minor league Player of the Year...played in 12 games in the Arizona Fall League with Glendale Desert Dogs, hitting .212 (11-for-52) with one double, three home runs, eight RBI and 10 runs scored before being shutdown with a right shoulder strain...named to West Division Fall Stars Team...ranked number one on the Top 20 AFL Prospect List by *Baseball America*...named to AFL Top Prospects Team...named an outfielder on MiLB.com Twins organization All-Star team...named top prospect, best hitter for average, fastest baserunner, best athlete, best defensive outfielder and best outfield arm in Twins system by *Baseball America* entering 2014.

2012: Ranked top prospect in Gulf Coast League by *Baseball America*...ranked 10th-best prospect in Appalachian League by *Baseball America*...ranked second-best prospect in Twins organization by *Baseball America* entering 2013...ranked 19th-best prospect in baseball by MLB.com and 10th best by *Baseball America* entering 2013.

PROFESSIONAL: Selected by Twins second overall in first round of 2012 First-Year Player Draft, the highest Twins draft pick since selecting Joe Mauer with the number one pick in the 2001 draft...was just the third second overall pick in Twins history, previous two being right-handed pitcher Adam Johnson in 2000 and first baseman Travis Lee in 1996...signed by scout Jack Powell.

BUXTON'S PLAYING RECORD																			
YEAR	CLUB	AVG	G	AB	R	H	2B	3B	HR	RBI	SH	SF	HBP	BB	SO	SB	CS	OBP	OPS
2012	GCL Twins	.216	27	88	17	19	4	3	4	14	0	0	3	11	26	4	3	.324	.790
	Elizabethton	.286	21	77	16	22	6	1	1	6	0	0	2	8	15	7	0	.368	.797
2013	Cedar Rapids	.341	68	270	68	92	15	10	8	55	3	3	1	44	56	32	11	.431	.990
	Fort Myers	.326	57	218	41	71	4	8	4	22	0	1	2	32	49	23	8	.415	.887
2014	Fort Myers	.240	30	121	19	29	4	2	4	16	0	0	3	10	33	6	2	.313	.718
	New Britain	.000	1	3	0	0	0	0	0	0	0	0	0	0	3	0	0	.000	.000
2015	Chattanooga	.283	59	237	44	67	7	12	6	37	0	4	1	26	51	20	2	.351	.840
	Rochester	.400	13	55	11	22	3	1	1	8	0	0	0	4	12	2	1	.441	.986
2016	MINNESOTA	.209	46	129	16	27	7	1	2	6	2	0	1	6	44	2	2	.250	.576
	Rochester	.305	49	190	41	58	11	3	11	24	0	2	3	14	58	7	0	.359	.927
2017	MINNESOTA	.225	92	298	44	67	19	6	10	38	4	3	3	23	118	10	2	.284	.714
	Rochester	.417	3	12	3	5	0	0	2	3	0	0	0	1	3	0	0	.462	1.378
2018	MINNESOTA	.253	140	462	69	117	14	6	16	51	5	2	4	38	150	29	1	.314	.728
	Fort Myers	.000	1	4	0	0	0	0	0	0	0	0	0	0	0	0	0	.000	.000
2019	Rochester	.272	35	136	22	37	11	1	4	14	0	0	3	9	42	4	1	.331	.787
	MINNESOTA	.156	28	90	8	14	4	0	0	4	1	0	0	3	28	5	0	.183	.383
2020	Cedar Rapids	.500	1	2	1	1	1	0	0	0	0	0	0	1	1	0	0	.667	1.667
	MINNESOTA	.262	87	271	48	71	30	4	10	46	2	1	2	19	68	14	3	.314	.827
2021	MINNESOTA	.254	39	130	19	33	3	0	13	27	0	2	1	2	36	2	1	.267	.844
	St. Paul	.409	7	22	6	9	2	1	3	9	0	2	0	2	3	0	0	.423	1.423
2022	MINNESOTA	.306	61	235	50	72	23	0	19	32	0	0	6	13	62	9	1	.358	1.005
	MINNESOTA	.224	92	340	61	76	13	3	28	51	0	1	7	34	116	6	0	.306	.833
2023	St. Paul	.167	4	12	0	2	0	0	0	1	0	0	0	2	5	0	0	.286	.453
	MINNESOTA	.207	85	304	49	63	17	1	17	42	14	13	28	35	109	9	0	.294	.731
2024	St. Paul	.091	4	11	1	1	0	0	0	1	0	0	0	1	6	0	0	.167	.258
	MINNESOTA	.279	102	355	62	99	27	3	18	56	0	2	11	20	99	7	2	.335	.859
Minor League Totals		.298	380	1458	290	435	68	42	48	210	3	12	18	165	363	105	28	.374	.875
Major League Totals		.244	772	2614	426	639	157	24	133	353	14	15	39	193	830	93	12	.304	.780

BUXTON'S WILD CARD RECORD																			
YEAR	OPPONENT	AVG	G	AB	R	H	2B	3B	HR	RBI	SH	SF	HBP	BB	SO	SB	CS	OBP	OPS
2017	New York-AL	.000	1	2	0	0	0	0	0	1	0	0	0	0	1	1	0	.000	.000
2020	Houston	.250	2	4	0	1	0	0	0	0	0	0	0	0	3	1	1	.250	.500
Wild Card Totals		.167	3	6	0	1	0	0	0	1	0	0	0	0	4	2	1	.167	.333

BUXTON'S DIVISION SERIES RECORD																			
YEAR	OPPONENT	AVG	G	AB	R	H	2B	3B	HR	RBI	SH	SF	HBP	BB	SO	SB	CS	OBP	OPS
2023	Houston	.000	1	1	0	0	0	0	0	0	0	0	0	0	0	0	0	.000	.000

BUXTON'S CAREER FIELDING RECORD

POSITION	PCT	G	PO	A	E	TC	DP	PB
Outfield	.993	636	1653	22	12	1687	5	—

BUXTON'S PROFESSIONAL INJURED LIST HISTORY

DATES	INJURY	LEVEL
August 15-September 13, 2024	Right Hip Inflammation	Minnesota
May 3-18, 2024	Right Knee Inflammation	Minnesota
August 4-end of 2023 regular season	Right Hamstring Strain	Minnesota
June 6-15, 2023	Left Rib Contusion	Minnesota
August 23-end of 2022 season	Right Hip Strain	Minnesota
June 22-August 27, 2021	Fractured Left Hand	Minnesota
May 7-June 19, 2021	Strained Right Hip	Minnesota
August 20-September 1, 2020	Left Shoulder Inflammation	Minnesota
September 10-end of 2019 season	Left Shoulder Subluxation (Labrum)	Minnesota
August 3-September 1, 2019	Left Shoulder Subluxation (Labrum)	Minnesota
July 16-25, 2019	Concussion-like Symptoms	Minnesota
June 18-29, 2019	Right Wrist Contusion	Minnesota
July 31-August 14, 2018	Left Wrist Strain	Triple-A Rochester
July 13-27, 2018	Left Wrist Strain	Triple-A Rochester
May 30-July 2, 2018	Left Great Toe Fracture	Minnesota
April 15-May 10, 2018	Migraine Symptoms	Minnesota
July 15-August 1, 2017	Left Groin Strain	Minnesota
June 25-August 10, 2015	Left Thumb Sprain	Minnesota
May 9-July 6, 2014	Left Wrist Sprain	High-A Fort Myers
April 3-May 4, 2014	Left Wrist Sprain	High-A Fort Myers



» Buck (2nd overall 2012) pictured with Twins 2024 first round pick (21st overall) Kaelen Culpepper and Royce Lewis (1st overall 2017) in the Twins clubhouse when Kaelen signed his contract, toured Target Field and met the 2024 major league players. Buck also gifted him extra cleats and extra bats to bring with him to start his professional career.



77

JAIR CAMARGO

C

H/W: 5-11/250 **B/T:** R/R
OPENING DAY AGE: 25
BORN: 7/1/1999 in Barranquilla, Colombia
RESIDES: Barranquilla, Colombia

ACQUIRED: Trade with LAD, 2/10/20
M.L. SERVICE: 43 days
OPTIONS USED: 1 of 3
CONTRACT STATUS: Signed thru 2025

PERSONAL: Jair David Camargo Alonso (JAH-eer cah-MAR-go)...X: @Camargo7Jair...Instagram: @jaircamargo7c...selected to play for Team Colombia in the 2025 World Baseball Classic Qualifiers.

CAREER HIGHLIGHTS: Twins mark second organization (Los Angeles-NL - 2016-19)...made major league debut on April 16, 2024 at Baltimore and drew walk in that game...ranked as 26th-best prospect in Twins organization by *Baseball America* entering 2024...acquired by Minnesota from Los Angeles-NL via trade with right-handed pitcher Kenta Maeda and cash, in exchange for right-handed pitcher Brusdar Graterol, outfielder Luke Raley and Competitive Balance B Pick in 2020 Draft on February 10, 2020...has played most of minor league career at catcher, with 15 games at both first base and third base.

POSTSEASON CAREER: Has not appeared at major league level.

2024:

- Was in Twins spring training for second time in career and optioned to Triple-A St. Paul on March 12.
- Played in 11 games for St. Paul and was recalled by Minnesota on April 13 (Carlos Correa - IL).
- Named Twins minor league Player of the Week on April 7, hitting .273 (6-for-22) with one double, one home run, three RBI and three walks.
- Made major league debut on April 16 at Baltimore, as a pinch hitter for Byron Buxton...drew a walk against Mike Baumann and came around to score first career run.
- Became second player in club history to wear uniform number 85 in a game (Charlie Barnes - 2021).
- Appeared in one more game for Twins on April 20 vs. Detroit, going 0-for-4...was optioned April 22.
- Placed on St. Paul's 7-day Injured List on May 1 with a right forearm strain; played seven games on rehab assignment with FCL Twins and Low-A Fort Myers; reinstated on June 11.
- Played in 18 games for Saints from June 11-July 10 and recalled by Minnesota again on July 12 (Kyle Farmer - IL).
- Played in three games for Twins during second stint, registering two hitless at-bats; optioned back to St. Paul on July 24.
- Recalled by Minnesota again on September 9 when Christian Vázquez went on Paternity List...optioned on September 11.
- Hit .235 (51-for-217) with a .754 OPS against right-handed pitching and .184 (18-for-98) with a .597 OPS vs. left-handed pitching at St. Paul.
- Ranked second on Saints in games caught with 45...posted a caught stealing percentage of 30% (17 caught in 56 attempts).
- Stayed in St. Paul after conclusion of Saints' season and continued workouts to be ready for major league club in final week of Twins' season.
- Recalled by Minnesota on September 26...was on Twins roster for one game and optioned on September 27.
- Ranked by *Baseball America* as Best Defensive Catcher in Twins system entering 2025.

2023: Was an invite to Twins spring training for first time in career...reassigned to minor league camp on March 22 and reported to Triple-A St. Paul, where he spent entire season...hit first professional grand slam on May 28 vs. Omaha...hit second career grand slam just four games later on June 6 vs. Iowa...recorded sixth professional two-homer game on June 7 vs. Iowa...named Twins minor league Player of the Week on June 11, hitting .375 (6-for-16) with four home runs, 10 RBI and a 1.537 OPS...recorded multiple hits in five-straight games from June 24-July 2...set single-game season-high with six RBI on June 28 vs. Gwinnett (1 short of career-high, done in 2018)...game included his third career grand slam and third of season...finished June hitting .318 (20-for-63) with four doubles, seven home runs, 24 RBI, a .714 slugging percentage and a 1.067 OPS in 16 games for the Saints...set minor league/professional career-high in hits (86), runs scored (56), home runs (21), RBI (63) and walks (29)...led Saints in games caught...played 72 games (71 starts) at catcher for Saints and four games (3 starts) at first base...posted a caught stealing percentage of 25% (16 caught, 65 attempts)...tied for team-lead on Saints in home runs with Chris Williams (21)...ranked third in RBI (63) and hits (86)...his 21 home runs were also tied for second-most among all Twins minor leaguers and fourth in slugging percentage (.503 - minimum 300 ABs)...spent final two weeks of season catching for Twins rehabbing pitchers and participating in live at-bats for rehabbing position players prepping for Postseason...added to Twins' 40-man roster on November 6...ranked as 26th best prospect in Twins organization by *Baseball America* entering 2024.

2022: Began season with High-A Cedar Rapids...went 4-for-5 with a double and two solo home runs in fifth game of season on April 16 at Quad Cities...four hits were season-high and tied career-high...two home runs marked first of three instances on season, also June 1 vs. Frisco and September 22 at Tulsa...promoted to Double-A Wichita on May 30...placed on 7-day Injured List on June 3 with a left thumb sprain...reinstated on June 13 and played in only one game before re-aggravating his left thumb...placed back on IL on June 16...played in three games on rehab assignment with FCL Twins from July 14-21 and reinstated on July 23, returning to Wind Surge roster...hit seven home runs with 18 RBI and a

CAREER HIGHS	
Hits:	--
RBI:	--
HR:	--
GS:	--
SB:	--
Hit-Strike:	--
WALK-OFF HITS/PA	
None	
MULTI-HR GAMES	
None	

.905 OPS in 22 August games...drove in 18 runs in 18 September games, totalling 36 RBI over 40 games in final two months to finish season...ranked fifth on Wind Surge in home runs (12), despite joining the club in late May...caught 58 games (57 starts) on season and played 19 games (all starts) at designated hitter...posted a 36% caught stealing percentage (25 caught in 69 chances)...combined to hit .262 (79-for-302) with 11 doubles, one triple, 18 home runs, 50 RBI, 41 runs scored, a .310 on-base percentage and a .793 OPS in 77 games between FCL, Cedar Rapids and Wichita...played in 23 games with Tigres del Licey in Dominican Winter League following the season.

2021: Spent entire season with High-A Cedar Rapids, hitting .236 (62-for-263) with 32 runs scored, seven doubles, one triple, 13 home runs, 36 RBI, 12 walks and a .697 OPS in 71 games...placed on 7-day Injured List from August 6-25 with a right hamstring strain...caught 43 games (all starts) for the Kernels and played 12 games (all starts) at first base...posted a 23% caught stealing percentage (11 caught in 47 chances)...ranked sixth on Kernels in games (71) and hits (62)...ranked second on club in games caught, trailing Alex Isola (45)...played 27 games for Caimanes de Barranquilla in the Colombia Winter League following the season.

2020: Acquired over offseason by Minnesota via trade with Dodgers along with right-handed pitcher Kenta Maeda and cash, in exchange for right-handed pitcher Brusdar Graterol, outfielder Luke Raley and Competitive Balance B Pick in 2020 Draft on February 10...did not play professionally because the minor league season was cancelled due to COVID-19.

2019: Spent season with Low-A Great Lakes in the Midwest League, his first full-season stint in the minors...recorded career-highs in runs scored (38), doubles (18), RBI (41) and walks (21), while matching his single-season best in home runs (4)...ranked fifth on the team in doubles...played 65 games at catcher and 11 at third base, his most games played at third in a season in his career...posted a 34% caught stealing percentage (26 caught in 77 chances).

2018: Hit .257 (29-for-113) in 33 games between Rookie-Ogden (18 games) and the AZL Dodgers (15 games)...matched his career high with a seven-game hitting streak from June 28-July 10...had a career-high four-game multi-hit game streak from June 30-July 5, during which he hit .500 (9-for-18) with two runs scored, two doubles, two homers and 14 RBI...recorded a career-high seven RBI (2-for-5, 1 R, 1 2B, 1 HR) July 5 at Grand Junction...hit .356 (16-for-45) with four homers and 17 RBI in 13 games in July...posted a 38% caught stealing percentage (9 caught in 24 chances).

2017: Hit .273 (36-for-132) with 17 runs scored, nine doubles, one triple, two homers and 16 RBI on 36 games for the AZL Dodgers...recorded two seven-game hitting streaks (July 7-20, August 12-24), setting and tying career-high...the later streak (Aug. 12-24) began with three consecutive multi-hit games, a span in which he went 8-for-14 (.571)...posted a 23% caught stealing percentage (8 caught in 35 chances).

2016: Began professional career in DSL playing 41 games between the DSL Dodgers 1 (5 games) and DSL Dodgers 2 (36 games)...posted a 35% caught stealing percentage (28 caught in 80 chances) at both stops combined.

PROFESSIONAL: Originally signed by Los Angeles-NL as undrafted free agent on July 10, 2015...acquired by Minnesota from Dodgers via trade with right-handed pitcher Kenta Maeda and cash, in exchange for right-handed pitcher Brusdar Graterol, outfielder Luke Raley and Competitive Balance B Pick in 2020 Draft on February 10, 2020.

CAMARGO'S PLAYING RECORD

YEAR	CLUB	AVG	G	AB	R	H	2B	3B	HR	RBI	SH	SF	HBP	BB	SO	SB	CS	OBP	OPS
2016	DSL Dodgers 2	.259	36	116	15	30	3	3	1	12	2	1	6	6	25	4	2	.326	.688
	DSL Dodgers 1	.200	5	20	1	4	1	0	0	1	0	0	0	0	3	3	1	.200	.450
2017	AZL Dodgers	.273	36	132	17	36	9	1	2	16	0	1	2	5	39	0	1	.307	.709
2018	Ogden	.273	18	66	9	18	2	1	3	18	0	1	1	3	22	1	0	.310	.780
	AZL Dodgers	.234	15	47	4	11	5	0	1	7	0	1	0	0	12	2	0	.229	.633
2019	Great Lakes	.236	79	284	38	67	18	0	4	41	0	4	7	21	91	5	3	.301	.642
2020	NO SEASON - DID NOT PLAY																		
2021	Cedar Rapids	.236	71	263	32	62	7	1	13	36	0	1	4	12	106	3	1	.279	.697
2022	FCL Twins	.273	3	11	1	3	1	1	0	1	0	0	0	1	4	0	0	.333	.879
	Cedar Rapids	.296	28	115	16	34	5	0	6	16	0	0	0	3	37	0	0	.314	.809
	Wichita	.239	46	176	24	42	5	0	12	33	0	2	2	16	66	4	2	.306	.778
	St. Paul	.259	90	332	56	86	16	1	21	63	0	3	4	29	119	2	1	.323	.826
2024	FCL Twins	.667	1	3	1	2	1	0	0	1	0	0	1	1	1	0	0	.800	1.800
	Fort Myers	.304	6	23	2	7	1	0	1	4	0	0	0	2	7	1	0	.360	.838
	St. Paul	.212	74	283	36	60	16	1	12	51	0	2	7	25	94	2	1	.290	.693
	MINNESOTA	.000	5	6	1	0	0	0	0	0	0	0	0	1	3	0	0	.143	.143
Minor League Totals		.247	508	1871	252	462	90	9	76	300	2	16	34	124	626	27	12	.303	.730
Major League Totals		.000	5	8	1	0	0	0	0	0	0	0	0	1	3	0	0	.143	.143

CAMARGO'S CAREER FIELDING RECORD

POSITION	PCT	G	PO	A	E	TC	DP	PB
Catcher	.000	2	0	0	0	0	0	—

CAMARGO'S PROFESSIONAL INJURED LIST HISTORY

DATES	INJURY		LEVEL
May 1-June 11, 2024	Right Forearm Strain		Triple-A St. Paul
June 16-July 23, 2022	Left Thumb Sprain		Double-A Wichita
June 3-13, 2022	Left Thumb Sprain		Double-A Wichita
August 6-25, 2021	Right Hamstring Strain		High-A Cedar Rapids



43

MATT CANTERINO

RHP

H/W: 6-3/227

B/T: R/R

OPENING DAY AGE: 27

BORN: 12/14/1997 in Southlake, TX

RESIDES: Houston, TX

ACQUIRED: 2nd RD (54th overall), 2019 MLB Draft

M.L. SERVICE: None

OPTIONS USED: 2 of 3

CONTRACT STATUS: Signed thru 2025

PERSONAL: Matthew James Canterino...X: @cotton_cante...Instagram: @cotton_cante...wife, Kylie, married in December 2024...the couple has a dog, Harry...attended Southlake Carroll High School in Southlake, TX...pitched collegiately at Rice University from 2017-19...in 2019, earned Conference USA Pitcher of the Year honors after recording a 6-5 record, 2.81 ERA (99.1 IP, 31 ER) with 23 walks and 121 strikeouts...also named to the C-USA All-Academic Team and NCAA District 7 All-Academic Team after posting a 3.97 GPA in mechanical engineering, while posting four 10-plus strikeout games and ranking 50th in the country with an 11.11 strikeouts-per-9.0 innings ratio...in 2018, named to the All-Conference USA First Team, Conference USA Academic Honor Roll and Baseball All-Academic Team while also playing on the USA Collegiate National Team...named First Team All-Area and the District 7-6A Pitcher of the Year by the Dallas Morning News as a high school senior in 2016...given the nickname "Woody" by former St. Paul Saints pitching coach Virgil Vasquez in 2019, after the Toy Story character and the native Texan's penchant for greeting people with "howdy"...is also an amateur magician, with a small repertoire of card tricks; if he has a deck of cards on hand and someone asks nicely, he'll happily do a trick...did a lot of hiking and camping during the pandemic...likes to play both video – League of Legends, etc. – and board games, particularly Catan and Pandemic...while rehabbing from injury in Fort Myers in 2021 introduced Catan to players at the Twins' academy; uses his collection of expansion packs to make the games more fun and admitted he's one of the most cutthroat Catan players...if he wasn't a baseball player, he would be a mechanical engineer...favorite non-baseball sports team is the New York Jets...favorite food to make is chicken piccata...if he could play any TV/movie character, it would be Benoit Blanc, the detective from Knives Out played by Daniel Craig...enjoys playing pickleball...is very passionate about Shriner's Hospital after meeting a family that was affiliated with them in college...Matt is known for his collection of PEZ dispensers – including ones of Woody and Buzz Lightyear from Toy Story – and his consumption of PEZ candy during games; Matt admitted that he had a five-pound, six-flavor bag of PEZ unopened and ready prior to the start of 2022 minor league spring training, and that he consumes, on average, three PEZ per game (roughly one every three innings), regardless if he's pitching or not, so that five-pound bag will last him about 100 games...his favorite PEZ flavors are, in order from best to worst, lemon, grape, orange, cherry, strawberry and raspberry...his PEZ habit started around 2019...participated in 2023, '24 and '25 TwinsFest at Target Field in January.

CAREER HIGHLIGHTS: Ranked number six prospect in Twins organization entering 2024 by *Baseball America*...had Tommy John surgery in late August of 2022, missing entire 2023 season...in 2022, ranked as the ninth-best prospect in the Twins system by MLB.com...in 2021, ranked as the eighth-best prospect in the Twins system by *Baseball America*...in 2020, ranked as the 11th-best prospect in the Twins system, per MLB.com...in 2019, ranked as the eighth-best prospect in the Twins farm system by *Baseball America*.

POSTSEASON CAREER: Has not appeared at major league level.

***:**

Did not pitch and spent entire season on 60-day Injured List with right rotator cuff strain.

2023: Missed entire season recovering from Tommy John surgery performed on right elbow on August 24, 2022...ranked number six prospect in Twins organization entering 2024 by *Baseball America*.

2022: Ranked ninth-best prospect in Twins system by MLB.com, entering 2022...finished season in same spot...spent most of season with Double-A Wichita...posted an 18.0-scoreless inning streak from April 19-May 17...allowed just one home run on the season while pitching for the Wind Surge, that coming on May 17 vs. Springfield (Nick Dunn)...struck out six batters-or-more in five of his 11 games for the Wind Surge...placed on 7-day Injured List on June 8 with a right elbow strain...pitched in two games on rehab assignment with FCL Twins from July 25-30...had Tommy John surgery on right elbow on August 24, ending his season...held right-handed hitters to a .122 average, compared to .196 vs. left-handed hitters...added to Twins 40-man roster on November 15...ranked as having best fastball in Twins system by *Baseball America*, entering 2023...ranked as 13th-best prospect in Twins system by MLB.com, entering 2023.

2021: Ranked as the eighth-best prospect in the Twins system by *Baseball America* entering the season...was a non-roster depth player at major league spring training...allowed one unearned run in 4.2 innings (2 H, 5 BB, 7 K) across four relief appearances, with one save...assigned to High-A Cedar Rapids to start the season...struck out 10 batters in back-to-back starts May 21-28...named Twins minor league Pitcher of the Week on May 23...placed on 7-day Injured List with a right elbow sprain from June 5-August 14...made one rehab appearance with Low-A Fort Myers on August 8 (2.0 IP, 2 K)...limited to just six starts on the season because of injury, including his rehab start...went 1-0, 0.78 ERA (23.0 IP, 2 ER) with four walks and 45 strikeouts in those six outings...ranked as the ninth-best prospect in the Twins system by *Baseball America* following the season.

2020: Did not play professionally because the minor league season was cancelled due to COVID-19...ranked as the 11th-best prospect in the Twins system, per MLB.com...added to the Twins' 60-man player pool in September...participated in Twins instructional league in Fort Myers, FL in October.

2019: Began professional career at the Rookie level with GCL Twins where he appeared in two games between July 13 and July 19 before being transferred to Low-A Cedar Rapids...made five starts for the Kernels between August 3 and August 20...ranked as the eighth-best prospect in the Twins farm system by *Baseball America*.

PROFESSIONAL: Selected by Twins in second round (54th overall) in 2019 First-Year Player Draft out of Rice University; signed by scout Greg Runser.

CANTERINO'S PITCHING RECORD

YEAR	CLUB	W-L	ERA	G	GS	CG	SH	SV	IP	H	R	ER	HR	HB	BB	SO	WP	K/9	BAA
2019	GCL Twins	0-0	1.80	2	2	0	0	0	5.0	2	1	1	0	0	1	6	0	10.8	.118
	Cedar Rapids	1-1	1.35	5	5	0	0	0	20.0	6	5	3	0	2	7	25	1	11.3	.091
2020	NO MINOR LEAGUE SEASON - DID NOT PLAY PROFESSIONALLY																		
2021	Fort Myers	0-0	0.00	1	1	0	0	0	2.0	0	0	0	0	0	0	2	0	9.0	.000
	Cedar Rapids	1-0	0.86	5	5	0	0	0	21.0	10	3	2	1	0	4	43	4	18.4	.135
2022	FCL Twins	0-0	3.38	2	2	0	0	0	2.2	3	1	1	1	0	1	4	0	13.5	.300
	Wichita	0-1	1.83	11	10	0	0	0	34.1	17	8	7	1	0	22	50	5	13.1	.142
2023	Wichita	INJURED - DID NOT PITCH																	
2024	St. Paul	INJURED - DID NOT PITCH																	
Minor League Totals		2-2	1.48	26	25	0	0	0	85.0	38	18	14	3	2	35	130	10	13.8	.130

CANTERINO'S PROFESSIONAL INJURED LIST HISTORY

DATES	INJURY	LEVEL
March 22-end of 2024 season.....	Right Rotator Cuff Strain.....	Triple-A St. Paul.....
April 6-end of 2023 season.....	Recovery from Tommy John Surgery.....	Double-A Wichita.....
June 8-end of 2022 season.....	Right Elbow Strain/Tommy John Surgery.....	Double-A Wichita.....
August 20-end of 2021 season.....	Right Elbow Strain.....	High-A Cedar Rapids.....
June 5-August 14, 2021.....	Right Elbow Strain.....	High-A Cedar Rapids.....

TWINS BIRTHDAYS

JANUARY

January 8, 1998
January 8, 1996
January 17, 1995
January 19, 2000
January 27, 2000

PLAYER (OPENING DAY AGE)

Jhoan Duran (27)
Chris Paddock (29)
Randy Dobnak (30)
Travis Adams (25)
Pat Winkel (25)

FEBRUARY

February 14, 2001
February 26, 1997
February 28, 2003

Brooks Lee (24)
Trevor Larnach (28)
Emmanuel Rodriguez (22)

MARCH

March 4, 1998
March 7, 1996
March 7, 1991
March 8, 2000
March 18, 1996
March 23, 1999

Alex Speas (27)
Pablo López (29)
Justin Topa (34)
David Festa (25)
Darren McCaughan (29)
Austin Martin (26)

APRIL

April 10, 1996
April 24, 1997
April 30, 1999

Scott Blewett (28)
Willi Castro (27)
Edouard Julien (25)

MAY

May 2, 1999
May 9, 2001
May 13, 1997
May 13, 1999
May 22, 2000
May 28, 1998

Erasmó Ramírez (34)
Eiberson Castellano (23)
DaShawn Keirse Jr. (27)
Jeferson Morales (25)
Zebby Matthews (24)
Huascar Ynoa (26)

JUNE

June 3, 1997
June 3, 1994
June 5, 1999
June 5, 1996
June 29, 1998

Ryan Jeffers (27)
Harrison Bader (30)
Royce Lewis (25)
Joe Ryan (28)
Jose Miranda (26)

JULY

July 1, 1999
July 4, 1992
July 12, 1995
July 13, 1994
July 14, 1994
July 17, 1997
July 22, 1998
July 28, 1995

PLAYER (OPENING DAY AGE)

Jair Camargo (25)
Mike Ford (32)
Bailey Ober (29)
Ty France (30)
Armando Alvarez (30)
Cole Sands (27)
Alex Isola (26)
Jorge Alcalá (29)

AUGUST

August 7, 2002
August 15, 2002
August 21, 1990

Marco Raya (22)
Luke Keaschall (22)
Christian Vázquez (34)

SEPTEMBER

September 1, 2001
September 7, 2001
September 22, 1994
September 27, 2000

Andrew Morris (23)
Diego Cartaya (23)
Carlos Correa (30)
Simeon Woods Richardson (24)

OCTOBER

October 3, 1991
October 3, 1999
October 9, 2000
October 11, 1995
October 26, 1989

Brock Stewart (33)
Yunior Severino (25)
Cory Lewis (24)
Mickey Gasper (29)
Danny Coulombe (35)

NOVEMBER

November 1, 1994
November 23, 1997
November 19, 1989
November 22, 1994
November 27, 1996

Anthony Misiewicz (30)
Ryan Jensen (27)
Michael Tonkin (35)
Griffin Jax (30)
Kody Funderburk (28)

DECEMBER

December 9, 1997
December 12, 1997
December 14, 1997
December 18, 1993

Louis Varland (27)
Matt Wallner (27)
Matt Canterino (27)
Byron Buxton (31)

List includes non-roster invites



62

DIEGO CARTAYA

C

H/W: 6-1/223

B/T: R/R

OPENING DAY AGE: 23

BORN: 9/7/2001 in Maracay, VZ

RESIDES: Phoenix, AZ

ACQUIRED: Trade with LAD, 1/9/25

M.L. SERVICE: None

OPTIONS USED: 2 of 3

CONTRACT STATUS: Signed thru 2025

PERSONAL: Diego Armando Cartaya (pronounced car-TY-ah)...X: DCarty_17...Instagram: @diegocartaya07...born on September 7, 2001 in Maracay, Venezuela...the catcher was signed as an international free agent on July 2, 2018.

CAREER HIGHLIGHTS: Twins are second organization after being acquired via trade with Dodgers, in exchange for minor league right-handed pitcher Jose Vazquez on January 9, 2025...played in 2022 SiriusXM Futures Game...winner of Branch Rickey Award as Dodgers minor league Player of the Year in 2022...named Dodgers 16th best prospect in 2024...ranked Dodgers number one prospect in both 2022 and 2023...ranked by *Baseball America* as MLB's 97th-best prospect in 2020, 23rd in 2022 and 18th in 2023...named MLB.com as baseball's 28th-best prospect in 2022 and 14th in 2023...named by Baseball Prospectus as baseball's 55th-best prospect in 2022 and 19th in 2023.

POSTSEASON CAREER: Has not appeared at major league level.

2024:

- Spent third-straight season in Dodgers spring training and optioned from camp to Double-A Tulsa on March 3.
- Slashed .318/.403/.460 (.863 OPS) in final 18 games for Drillers from May 28-June 22.
- Promoted to Triple-A Oklahoma City on June 25.
- Recorded second professional four-hit game in sixth Triple-A game for OKC, including a double and his first Triple-A home run on July 2 at Las Vegas...also drew a walk, tying professional high by reaching base five times in a game.
- Recorded third career two-homer game on August 7 vs. Round Rock.
- Defensively at both levels combined, he played 69 games (all starts) at catcher and 26 games (all starts) at designated hitter...posted a caught stealing percentage of 16% (94 stolen bases, 18 caught).
- Combined to hit .221 (76-for-344) with 16 doubles, 11 home runs, 52 RBI, 47 walks, a .323 on-base percentage and a .686 OPS in 95 games at both levels...hit .247 (19-for-77) vs. left-handed pitching and .214 (57-for-267) vs. right-handed pitching.
- Played seven games for La Guaira in the Venezuelan Winter League after the season.
- Designated for release or assignment by Dodgers on January 3...acquired by Twins via trade, in exchange for minor league right-handed pitcher Jose Vazquez on January 9.
- After trade to Twins, ranked as 23rd-best prospect in Minnesota's system by MLB.com.

2023: Spent the entirety of the season with Double-A Tulsa, slashing .189/.278/.379 with a .657 OPS in 93 games...launched 67 hits, 10 doubles, 19 home runs and 57 RBI in 354 at-bats...played in 68 games behind the plate (65 starts) with a .988 fielding percentage and committing nine errors over 753 total chances in 675.2 innings...threw out 23 runners...recorded 14 games with multiple RBI...had his best month in May, slashing .219/.363/.500 with five home runs and 14 RBI...had a five-game hitting streak, going 7-for-20 (.350) with one home run and two RBI...hit .204 (57-for-204) off righties compared to .135 off lefties (10-for-74).

2022: Split his time between Low-A Rancho Cucamonga Quakes and High-A Great Lakes Loons, totaling a .254/.389/.503 slashline and .892 OPS...compiled 74 runs, 92 hits, 23 extra-base hits, 22 home runs, and 72 RBI...struck out 119 times against 63 walks over 95 games...the backstop displayed exceptional handwork, earning a .992 fielding percentage...posted a career-high of 60 assists...committed just six errors over 755 total chances as a catcher...averaged .260 (34-for-131) with nine doubles and 31 RBI...logged a .955 OPS over 33 Quakes games...crowned 2022 Branch Rickey Minor League Player of the Year...stole 78 bases and totaled 689 putouts in 555.1 appearances behind the dish...selected to display his talents at the 2022 Futures Game; went 0-for-2...named the Los Angeles Dodgers number one overall prospect...ranked eighth overall prospect and number two catcher according to MLB in 2022...went 4-for-4 and registered six RBI vs. Visalia Rawhide on April 30, a career best...registered a .251/.379/.476 slash line with the High-A Loons...slugging 13 of 22 homers on the season and totaling 41 RBI...posted a .989 fielding percentage over 41 starts as a catcher...added to Dodgers 40-man roster on November 15.

2021: Spent all season with Low-A Rancho Cucamonga, batting .298/.409/.614 with a 1.023 OPS across 31 games...tallied six doubles, 10 home runs, and 31 RBI while striking out 37 times and walking 18 times...started all 31 games at catcher, registering a .997 fielding percentage...committed just one error in 334 total chances...charted a career-high four RBI three times during the year: (5/29 vs. Stockton, 6/11 at Lake Elsinore, and 7/10 vs. Lake Elsinore)...had his first multi-home run game of his career on June 6 vs. Inland Empire...went 2-for-4 with two runs in that matchup...recorded a nine-game hit streak from May 25 - June 8, averaging .389 (14-for-36) with 13 RBI with five home runs...was offensively strong at home, batting .353/.470/.779 with a 1.249 OPS and eight home runs with 21 RBI...had his best month in May, batting .412 (7-for-17) with two doubles, two home runs, and seven RBI...was dependable with bases loaded and with runners in scoring position, totaling a .333 and .293 average respectively...hit safely in 22 of his 31 games.

2020: Did not play professionally after the minor league season was canceled due to COVID-19 pandemic.

2019: Split time between two rookie-level teams during his first professional season with Los Angeles...over 13 games with DSL Dodgers Bautista, posted a .240 average (12-for-50) with two doubles, two triples, one home run, and nine RBI...started nine games behind the dish and committed only one error...averaged .296 (40-for-135) for 10 doubles and 13 RBI with AZL Dodgers Mota...also posted a .989 fielding percentage over 28 games started at catcher.

PROFESSIONAL: Originally signed by Los Angeles-AL as international free agent on July 2, 2018...acquired by Twins in trade with Dodgers on January 9, 2025, in exchange for minor league right-handed pitcher Jose Vasquez.

CARTAYA'S PLAYING RECORD

YEAR	CLUB	AVG	G	AB	R	H	2B	3B	HR	RBI	SH	SF	HBP	BB	SO	SB	CS	OBP	OPS
2019	AZL Dodgers	.296	36	135	25	40	10	0	3	13	0	2	2	11	31	1	0	.353	.790
	DSL Dodgers	.240	13	50	11	12	2	2	1	9	0	1	1	5	11	0	0	.316	.736
2020	DID NOT PLAY - NO MINOR LEAGUE SEASON																		
2021	Rancho Cucamonga	.298	31	114	31	34	6	0	10	31	0	1	4	18	37	0	0	.409	1.023
2022	Rancho Cucamonga	.260	33	131	31	34	9	1	9	31	0	0	9	23	44	0	0	.405	.955
	Great Lakes	.251	62	231	43	58	13	0	13	41	0	2	9	40	75	1	0	.379	.856
2023	Tulsa	.189	93	354	51	67	10	0	19	57	0	4	8	37	117	0	0	.278	.656
2024	Tulsa	.236	46	161	27	38	8	0	5	27	0	1	3	27	56	1	0	.354	.733
	Oklahoma City	.208	49	183	24	38	8	0	6	25	0	2	3	20	57	1	0	.293	.643
Minor League Totals		.236	363	1359	243	321	66	3	66	234	0	13	39	181	428	4	0	.340	.775

CARTAYA'S PROFESSIONAL INJURED LIST HISTORY

DATES	INJURY	LEVEL
August 30-September 19, 2023	Left Back Strain	Double-A Tulsa
August 1-end of 2021 season	Back Injury (Spondylolysis)	Single-A Rancho Cucamonga

TWINS ON INSTAGRAM

Travis Adams.....@travisadams25
 Jorge Alcalá.....@jorge_luis_alcala28
 Armando Alvarez.....@amoneyyyy37
 Trevor Amicone.....@trevoramicone
 Harrison Bader.....@aybaybader
 Matt Borgschulte.....@mborgy7
 Ramon Borrego.....@ramonborrego
 Byron Buxton.....@buckdaddy103
 Jair Camargo.....@jaircamargo7c
 Matt Canterino.....@cotton_cante
 Diego Cartaya.....@diegocartaya07
 Willi Castro.....@willic001
 Hank Conger.....@pandacrusher35
 Carlos Correa.....@teamjccorrea
 Danny Coulombe.....@danny_coulombe
 Randy Dobnak.....@dobnak_
 Jhoan Duran.....@jhoan_duran59
 David Festa.....@DayFesta13
 Mike Ford.....@mikeford1226
 Ty France.....@tyfrance
 Kody Funderburk.....@kodyfunderburk
 Mickey Gasper.....@mickeygasper7
 Alex Isola.....@alex_isolaaa
 Griffin Jax.....@griffinjax22
 Ryan Jeffers.....@ryan_jeffers27
 Ryan Jensen.....@rystacks24
 Edouard Julien.....@edouardjulien
 Luke Keaschall.....@lukekeaschall
 DaShawn Keirse Jr.....@dk.breezy
 Brooks Lee.....@brookslee22
 Cory Lewis.....@_corylewis

Royce Lewis.....@roycelewis
 Pablo López.....@plopezserra
 Austin Martin.....@austin_martin99
 Zebby Matthews.....@zeby_m
 Darren McCaughan.....@dmac2
 Jose Miranda.....@jfmpr
 Anthony Misiewicz.....@bud_mizshvusit18
 Jeferson Morales.....@jefersonmorales01
 Andrew Morris.....@andrewmo03
 Bailey Ober.....@oberbailey
 Chris Paddock.....@paddock29
 Erasmo Ramírez.....@erasmo_ramirez90
 Marco Raya.....@theofficialrayita
 Emmanuel Rodríguez.....@e_rodriguez
 Joe Ryan.....@thejoeryanexperience
 Cole Sands.....@colesands_26
 Yunior Severino.....@severino4827
 Rayden Sierra.....@raydensierra
 Alex Speas.....@speas16
 Brock Stewart.....@brockstew15
 Colby Suggs.....@colbysuggs34
 Michael Tonkin.....@mtonkin37
 Justin Topa.....@justtopa27
 Louis Varland.....@louievarland
 Christian Vázquez.....@1990colo
 Matt Wallner.....@matt_wallner
 Tommy Watkins.....@tommy_watkins40
 Pat Winkel.....@patrick_winkel
 Simeon Woods Richardson.....@simeon_woods10
 Huascar Ynoa.....@theynoa



63

EIBERSON CASTELLANO

RHP

H/W: 6-3/221 B/T: R/R
OPENING DAY AGE: 23
BORN: 5/9/2001 Maracaibo, VZ
RESIDES: Maracaibo, VZ

ACQUIRED: Rule 5 Draft from PHI on 12/11/2024
M.L. SERVICE: None
OPTIONS USED: 0 of 3
CONTRACT STATUS: Signed thru 2025

PERSONAL: Eiberson José Castellano (pronounced AY-bear-son cast-EYE-ah-no)...Instagram: @e_caste09

POSTSEASON CAREER: Has not appeared at major league level.

2024:

- Began season with High-A Jersey Shore in Philadelphia organization...spent nearly all season as starter, making 20 starts and two relief appearances.
- Set professional career high with 13 strikeouts on May 31 vs. Brooklyn (5.2 IP).
- Placed on Jersey Shore's 7-day Injured List on June 24 with left back spasms; reinstated on July 6.
- Recorded double-digit strikeouts for second time on season, fanning 10 on July 13 vs. Hudson Valley (6.0 IP)...recorded double-digit strikeouts for third and fourth time on season: August 18 vs. New Hampshire (10 K) and August 26 at Binghamton (11 K) — both with Reading.
- Promoted to Double-A Reading on July 15 where he finished season.
- Went 1-0, 1.64 ERA (22.0 IP, 4 ER) with five walks and 32 strikeouts in four August starts for Reading.
- Placed on Reading's 7-day Injured List on September 9 with left back spasms again and did not return.
- Combined to go 6-5, 3.99 ERA (103.2 IP, 46 ER) with 29 walks, 136 strikeouts and a .229 opponent batting average in 22 games (20 starts) for Jersey Shore and Reading...held right-handed batters to a .197 average, while left-handed batters hit .265.
- Selected by Minnesota in major league phase of Rule 5 Draft from Philadelphia at Winter Meetings in Dallas, TX on December 11...was the first player selected by Twins in Rule 5 Draft since Justin Haley (BOS) in 2018.
- Ranked by MLB.com as 13th-best prospect in Twins system.

2023: Assigned to Single-A Clearwater (Philadelphia), where he made all of his 22 appearances, on June 9...had 41 strikeouts in 30.1 innings in his 15 outings as a reliever (12.16 SO/9.0 IP)...pitched in three Postseason games.

2022: Spent entire season with Single-A Clearwater (Philadelphia)...limited right-handed hitters to a .169 batting average (20-for-118)...averaged 12.18 SO/9.0 IP (23 SO/17.0 IP) over four starts in June.

2021: Spent entire season with Dominican Summer League Phillies White (R)...with RISP, held opponents to a .128/.277/.128 slash line with zero extra-base hits in 47 plate appearances...limited right-handed hitters to a .141 batting average (11-for-78) and .192 slugging percentage...in seven August appearances, posted a 0.64 ERA (14.0 IP, 1 ER)...following the season, pitched for Zulia in the Venezuelan Winter League.

PROFESSIONAL: Originally signed as amateur free agent by Philadelphia on July 2, 2018; signed by scouts Rafael Álvarez and Rómulo Oliveros...selected by Minnesota in major league phase of Rule 5 Draft at 2024 Winter Meetings in Dallas, TX on December 11.

CASTELLANO'S PITCHING RECORD

YEAR	CLUB	W-L	ERA	G	GS	CG	SH	SV	IP	H	R	ER	HR	HB	BB	SO	WP	K/9	BAA
2021	DSL Phillies	2-1	1.09	16	1	0	0	3	33.0	17	7	4	1	6	16	36	2	9.8	.148
2022	Clearwater	1-3	3.51	17	8	0	0	0	51.1	37	24	20	4	10	18	61	4	10.7	.207
2023	Clearwater	3-2	5.04	22	7	0	0	0	50.0	55	29	28	3	6	28	58	5	10.4	.276
2024	Jersey Shore	4-2	4.12	14	12	0	0	0	63.1	58	34	29	6	6	20	86	10	12.2	.240
	Reading	2-3	3.79	8	8	0	0	0	40.1	31	19	17	5	5	9	50	1	11.2	.211
Minor League Totals		12-11	3.71	77	36	0	0	3	238.0	198	113	98	19	33	91	291	22	11.0	.224

CASTELLANO'S PROFESSIONAL INJURED LIST HISTORY

DATES	INJURY		LEVEL
September 9-16, 2024	Left Back Spasm		Double-A Reading
June 24-July 6, 2024	Left Back Spasm		Single-A Jersey Shore



50 WILLI CASTRO

UTIL

H/W: 6-1/211 **B/T:** S/R
OPENING DAY AGE: 27
BORN: 4/24/1997 in Rio Piedras, PR
RESIDES: Davenport, FL

ACQUIRED: Signed as minor league free agent, 12/22/22
M.L. SERVICE: 5 years, 17 days
OPTIONS USED: 2 of 3
CONTRACT STATUS: Signed thru 2025

PERSONAL: Willi Rafael Castro Capellan...Instagram: @willic001...wife, Aniana...daughters, Arantxa and Amira...third daughter due in mid-March 2025 (to be named Ayla)...Aniana runs her own dessert shop, Lilo's Handmade Desserts, on Instagram, specializing in different kinds of flan and tres leches cake...Willi was born in Puerto Rico, but moved with his parents to North Carolina when he was a child and attended elementary school there...moved to the Dominican Republic when he signed his first contract with Cleveland...his father, Lilliano signed with the Detroit Tigers in 1987 but suffered an arm injury in 1988 that forced him to retire; he landed a coaching job in the Tigers farm system for eight years...after that, he worked for the New York Mets for 15 years...Willi and Lilliano text after almost every game, never going more than two days without talking and nobody knows Willi's game better than his dad...during that time, Jose Reyes became Willi's favorite player...Reyes inspired Willi to become the player that he is today...participated in the 2024 Twins Winter Caravan, visiting Cedar Rapids, IA; Randolph, MN; the Mayo Clinic in Rochester, MN and Treasure Island Resort and Casino...enjoys watching reels on Instagram and on TikTok (user name: Willic001)...favorite subject in school was history...attended 2024 and '25 TwinsFest.

CAREER HIGHLIGHTS: Twins are third organization (Cleveland - 2014-18, Detroit - 2018-22)...2024 recipient of Most Valuable Twin Award, an award voted on by the Twin Cities chapter of the BBWAA...came to Twins prior to 2023 season as non-roster invite on minor league contract and made team out of spring training...versatile player came up in Cleveland and Detroit systems as shortstop but began playing all outfield and most infield positions by 2022 with Detroit; is Twins super utility player...named 2024 AL All-Star...named 2024 MLBPA Heart and Hustle winner for Twins...set Twins record for HBP in 2024 (21)...led 2024 team in games (158), hits (138), runs (89) and stolen bases (14), ranked second in walks (51), and third in RBI (60)...in 2024, became first player in baseball history to play at least 25 games at five different positions (SS, 2B, 3B, LF & CF)...finished tied for fourth in American League Rookie of the Year voting following the 2020 season...made major league debut on August 24, 2019 at Minnesota...recorded the first hit of his big league career on August 24, 2019 at Minnesota, hitting a double off Kyle Gibson...named the Tigers co-Minor League Player of the Year in 2019...in 2020, ranked as the No. 9 prospect in the Tigers system by *Baseball America*...in 2019, rated as the ninth-best prospect in the Tigers organization by *Baseball America*...named to the 2018 Eastern League Midseason All-Star Team...in 2018, ranked as the No. 7 prospect in the Cleveland organization by *Baseball America*.

POSTSEASON CAREER: 2023: Appeared in all six games of the Postseason for Minnesota, including both ALWCs games vs. Toronto and four games in the ALDS vs. Houston...hit .200 (3-for-15) with two walks, one run scored and one RBI over the six games...made Postseason debut in Game 1 of ALWCs vs. Toronto on October 3 as a defensive replacement in leftfield...recorded first career Postseason hit, singling off Jordan Romano in Game 2 of ALWCs vs. Toronto...went 1-for-3 with a walk and one RBI in Game 3 of the ALDS vs. Houston.

2024:

- Made Twins Opening Day roster, third time in career and second consecutively with Twins.
- Was Twins Opening Day leftfielder, batting eighth on March 28 at Kansas City, going 0-for-4.
- Hit just .169 (11-for-65) with a .538 OPS in first 22 games from March 28-April 23...but hit .288 (79-for-274) with an .831 OPS in next 74 games leading up to All-Star break.
- Made two pitching appearances on season: April 12 at Detroit, pitching 0.1 scoreless inning (8-2 loss) and May 18 at Cleveland, pitching 1.0 scoreless inning (11-4 loss).
- Set a then-career high by hitting in 10-straight games from April 24-May 4, hitting .465 (20-for-43) with six doubles, two triples, one home run, a .767 slugging percentage, seven multi-hit games and a 1.245 OPS...Twins were 10-0 in this stretch.
- Played 20th game at second base on June 29 at Seattle, giving him 20-plus games at five different positions (also leftfield, shortstop, centerfield and third base), becoming the third player in baseball history to with 20-plus games at five different spots defensively, joining Zack McKinstry (2023) and Tony Phillips (1991).
- Set new career high and passed his previous high of 10 set earlier in the season, hitting in 11-straight games from June 16-28...hit .400 (18-for-45) with a 1.205 OPS during the streak.
- Hit eight doubles in a nine-game span from June 16-26.
- Hit 19th double of season on June 21 at Oakland, setting new single-season career high.
- Hit .294 (30-for-102) with nine doubles, one triple, three home runs, 11 RBI, 21 runs scored and an .875 OPS in 27 June games.
- Played in each of Twins first 106 games until a day off on July 31 at New York-NL.

CAREER HIGHS

Hits: 3, 24x, last 8/27/24 vs. ATL
RBI: 3, 13x, last 8/12/24 vs. KC
HR: 2, 5/27/23 vs. TOR
GS: - -
SB: 2, 6x, last 6/30/24 at SEA
Hit-Streak: 11, 6/16-28/24
WALK-OFF HITS/PA
6/1/23 vs. CLE (SF)
MULTI-HR GAMES
5/27/23 vs. TOR



AL LEADERS

GAMES PLAYED IN 2024

1. Bobby Witt Jr., KC.....	161
2. Jarren Duran, BOS.....	160
Anthony Volpe, NYY.....	160
4. JJ Bleday, OAK.....	159
Vladimir Guerrero Jr., TOR.....	159
Gunnar Henderson, BAL.....	159
Marcus Semien, TEX.....	159
8. Willi Castro, MIN.....	158
Aaron Judge, NYY.....	158
Salvador Perez, KC.....	158
José Ramirez, CLE.....	158



AL BATTING LEADERS

DOUBLES AMONG SWITCH HITTERS SINCE 2023

1. José Ramírez	75
2. Anthony Santander	66
3. Adley Rutschman	52
4. Willi Castro	49
5. Leody Taveras	48

- * Finished first half hitting .265 (90-for-339) with 22 doubles, five triples, seven home runs, 30 RBI, 54 runs scored, 32 walks, 10 stolen bases, a .352 on-base percentage and a .774 OPS in 96 games...tied for fifth in the AL in doubles, tied for fifth in triples and tied for 14th in runs scored...one of just four players in baseball at the break with at least 20 doubles, five triples, 30 RBI, 50 runs scored and 10 stolen bases, joining Bobby Witt Jr., Jarren Duran and CJ Abrams.
- * Named to American League All-Star team as reserve, replacing Jose Altuve (starter) on AL roster due to injury...pinch hit for Cleveland's David Fry in the eighth inning in the designated hitter spot, grounding out to third base vs. Philadelphia's Jeff Hoffman.
- * Hit second career leadoff home run and first of season on August 25 vs. St. Louis, off Erick Fedde.
- * Named MLBAA Heart and Hustle Award winner for Twins, announced in late-July; first career honor for him.
- * Reached base a season-high four times on July 28 at Detroit, going 3-for-4 with a walk...reached four times again on August 4 vs. Chicago-AL (3-for-4, BB) and August 27 vs. Atlanta (3-for-4, BB).
- * Stole home as part of double steal on August 9 vs. Cleveland (Game 1), his fourth career steal of home as Twin and in career...broke tie with César Tovar and moved into sole possession of second on Twins all-time list in steals of home (Rod Carew first with 16).
- * Missed a couple games in early September with a stomach illness.
- * Hit by pitch on September 18 at Cleveland, 20th of season, setting Twins single-season HBP record, passing Chuck Knoblauch's club record of 19, set in 1996...hit again later in the game, extending the record to 21...in Twins/Senators franchise history (since 1901), 21 tied Bucky Harris (1920) for second-most, trailing Kid Elberfeld (25 - 1911).
- * Led club in games started from leadoff spot with 48...hit .293 (58-for-198) from leadoff spot on season, fourth-best batting average among AL players from that spot and 10th best in baseball.
- * One of seven players in baseball with at least 30 doubles, five triples, 10 home runs, 50 RBI, 80 runs scored and 10 stolen bases, the others being Bobby Witt Jr., Elly De La Cruz, Jarren Duran, Gunnar Henderson, Shohei Ohtani and Masyn Winn.
- * Played in 158 games on season, tied for eighth-most in AL and tied for 15th-most in baseball.
- * Ranked second in baseball in hit-by-pitch (21), trailing only Randy Arozarena (22).
- * Led team in games (158), hits (138), runs (89) and stolen bases (14), ranked second in walks (51) and third in RBI (60).
- * Became first player in baseball history to play at least 25 games at five different positions...played 56 games (51 starts) at shortstop, 40 games (31 starts) at second base, 34 games (30 starts) in leftfield, 30 games (24 starts) in centerfield, 27 games (14 starts) at third base and four games (2 starts) in rightfield.
- * Slashed .249/.346/.385 (.731 OPS) with eight home runs as left-handed batter and .242/.288/.386 (.674 OPS) with four home runs as right-handed batter.
- * Slashed .314/.386/.512 (.898 OPS) in wins and .170/.268/.239 (.507 OPS) in losses.
- * Set career-highs in games (158), runs (89), hits (138), doubles (31), home runs (12), RBI (60) and walks (51)...also set career-highs in hard-hit percentage (36.8%) and expected slugging percentage (.389).
- * Was finalist for Rawlings Gold Glove Award at utility position, along with Mauricio Dubon and Dylan Moore.
- * Recipient of Most Valuable Twin Award, an award voted on by the Twin Cities chapter of the BBWAA.

AL BATTING LEADERS

OBP AMONG SWITCH HITTERS SINCE 2023

1. Adley Rutschman347
2. José Ramírez345
3. Luis Rengifo342
4. Willi Castro334
5. Robbie Grossman334

2023: Made Twins Opening Day roster, his second time on a major league Opening Day roster (2021 with Detroit)...rostered as a bench player and one of the club's utility players coming out of spring training; ended seasons as an everyday player at a variety of positions...scored game-winning run on April 11 vs. Chicago-AL...pinch-ran for Christian Vázquez and scored from second on a Michael A. Taylor infield single, coming home on a throwing error...stole a career-high 15-consecutive bases from May 6-July 3...hit safely in a career-high-tying eight-straight games from May 12-21, batting .333 (11-for-33) with three doubles, one home run, three RBI, three stolen bases and an .848 OPS in that span...stole season-high and matched single-game career-high two bases four times: May 16 at Los Angeles-NL, May 24 vs. San Francisco, July 3 vs. Kansas City and July 25 vs. Seattle...stole home three times on season: May 24 vs. San Francisco, July 15 at Oakland and July 28 at Kansas City...all the steals were part of a first-and-third double steal scenario...second most steals of home for a Twin in a single season since Rod Carew stole home seven times in 1969...recorded first career walk-off plate appearance and RBI with a sacrifice fly off Eli Morgan in the ninth inning on June 1 vs. Cleveland...tied career high with three hits on May 21 at Los Angeles-AL (all singles)...matched that again on July 18 at Seattle and again on September 9 vs. New York-NL...recorded first career multi-homer game on May 27 vs. Toronto, both from the left side of the plate, off Chris Bassitt and Adam Cimber...hit .319 (23-for-72) with four doubles, three home runs, six RBI, a .355 on-base percentage, a .500 slugging percentage and an .855 OPS in 24 May games...led club in hits and runs scored (15) for the month...placed on 10-day Injured List on August 15 with a strained left oblique; played in three games on rehab assignment with Triple-A St. Paul and was reinstated on September 3...during IL stint, Castro attended the birth of his second daughter, Amira, on August 31 at Abbott Northwestern...recorded an extra-base hit in a career-high-tying three-straight games from September 19-22, with one triple and two home runs...streak included homering in consecutive games for the third time in his career from Sept. 19-20...set career high in average exit velocity (86.5 mph)...ranked second on Twins in runs scored (60)...set career high with 33 stolen bases, which also led the team and ranked fourth in baseball (38 attempts)...most stolen bases for a Twin since Ben Revere stole 40 in 2012...posted a 86.8 stolen base percentage, seventh best in baseball...played seven different positions defensively...played 54 games (33 starts) in leftfield, 45 games (29 starts) in centerfield, 41 games (23 starts) at third base, 10 games (4 starts) at second base, eight games (1 start) at shortstop and four games (2 starts) in rightfield...also pitched three times...hit .298 (48-for-161) with a .497 slugging percentage against fastballs...hit .266 (65-for-244) with an .803 OPS vs. right-handed pitching and .237 (27-for-114) with a .636 OPS vs. left-handed pitching...made Postseason debut in Game 1 of ALWCs vs. Toronto on October 3 as a defensive replacement in leftfield...recorded first career Postseason hit, singling off Jordan Romano in Game 2 of ALWCs vs. Toronto...went 1-for-3 with a walk and one RBI in Game 3 of the ALDS vs. Houston.

WHAT'S WHAT ON WILLI

Favorite thing you did this offseason: Vacation in Punta Cana

Favorite baseball memory: Call-up to big leagues

Most influential person in baseball life: Dad if he sees something that isn't right, he tells me after the game.

Favorite twin growing up: Johan Santana

Best memory as minor leaguer: "I'd probably say a grand slam that I hit. It was really cool, it was a great game because I hit a grand slam, then I almost hit another grand slam, and I hit a double, so I think I had like seven or eight RBI in that game, so it was fun."

If you retired from baseball tomorrow, what would your job/hobby be: "Not being a manager, probably being a staff member. I'd do something but not manager. Probably an infield coach or an outfield coach, one of those two. It's gonna be hard but I probably can do both at once."

on his birthday on April 24 vs. Kansas City, becoming the first Tigers player to homer on his birthday since Miguel Cabrera on April 18, 2018 vs. Baltimore...recorded first major league stolen base on May 15 vs. Chicago-NL...reached base in all four plate appearances on June 4 at Chicago-AL, going 3-for-3 with a double and a walk...was the first time in his career reaching base four-plus times in a game...had a pair of extra-base hits, including his fifth triple of the season, and tied a career high with three RBI on August 10 at Baltimore...started in left field on August 14 vs. Cleveland, marking his first start in the outfield at any level of professional baseball...went 1-for-3 with his first career multi-stolen base game...homed in back-to-back games for the first time in his career on August 18-19 vs. Los Angeles-AL...went 2-for-4 on August 25 at St. Louis and hit .295/.311/.545 with three doubles, a triple, two home runs and six RBI over a 12-game stretch from August 10-25...had a pair of doubles on August 22 at Toronto, marking his first career multi-double game.

GO HUSKIES WOO!!

Willi's younger brother, Wilms Castro, is an corner infielder/outfielder on the St. Cloud State University baseball team in St. Cloud, MN. Wilms began his collegiate career at Erskine College in Due West, SC last year but decided to switch to St. Cloud because he wanted somewhere that he could get a strong education while playing baseball, and heard positive things about the St. Cloud program - also be closer to Willi. As an added bonus, Joe Faber Field - where the Huskies play - is just 71 miles from Target Field.

long, seven-game hitting streak to begin his season from August 20-September 2, over which he batted .462/.462/.731 with six runs scored, two doubles, one triple, one home run and five RBI...the streak was also tied for the fifth longest by a Tiger this season (longest by Cabrera with 13 games)...ranked as the No. 9 prospect in the Tigers player development system by *Baseball America*.

2019: Earned Tigers Co-Minor League Player of the Year honors in 2019 (with Isaac Paredes) after hitting .301/.366/.467 with 28 doubles, eight triples, 11 home runs and 62 RBI in 119 games with Triple A Toledo...at the time of his promotion to the major leagues on August 25, he ranked tied for first in the International League in triples, second in hits (140) and tied for fifth in runs (75) and total bases (217)...selected to the International League Midseason All-Star Team...opened the season on a 13-game hitting streak with Toledo from April 4-19, hitting .327/.414/.388 with one double, one triple and four RBI...hit over .300 in each of the first two months of the season with Toledo, batting .337/.422/.465 with four doubles, two triples, one home run and nine RBI in April, while he hit .333/.396/.531 with five doubles, four triples, two home runs and 13 RBI in May...belted a pair of solo home runs on August 21 at Indianapolis...made his major league debut on August 24 at Minnesota, starting at shortstop and going 2-for-4 with a double...recorded the first hit of his big league career in the sixth inning, hitting a double off Kyle Gibson...hit a go-ahead RBI double in the 11th inning on September 6 at Oakland, marking his first career go-ahead hit...belted the first home run of his Major League career on September 22 vs. Chicago (AL), hitting a solo shot in the seventh inning off Josh Osich...recorded the first three-hit game of his big league career on September 26 vs. Minnesota, finishing the game 3-for-4 with a triple and RBI...rated as the ninth-best prospect in the Tigers organization by *Baseball America*.

2018: Began season in the Cleveland organization...acquired by the Tigers from Cleveland in exchange for Leonys Martin and Kyle Dowdy on July 31...named to the Eastern League Midseason All-Star Team...led the Eastern League with nine sacrifice hits...had a four-hit performance, including three doubles, and drove in a season-high five runs on May 25 vs. Richmond...also had a four-hit game on August 8 vs. Portland...played in 31 games in August/September, hitting .317/.353/.516 with 12 runs scored, nine doubles, two triples, four home runs and 15 RBI...saw time in 24 games with Leones del Escogido in the Dominican Winter League, batting .237/.265/.402 with 10 runs scored, four doubles, three triples, two home runs and eight RBI...ranked as the No. 7 prospect in the Indians organization by *Baseball America*.

2017: Spent season with High-A Lynchburg (Cleveland), playing in 123 games...selected to the Carolina League Midseason and Postseason All-Star Teams...was also named an organization All-Star by MiLB.com...ranked second in the Carolina League with 136 hits, while he was third with 199 total bases and fourth with a .290 (136-for-469) batting average...played in 26 games during May, hitting

2022: Began season with Triple-A Toledo (Detroit) after being optioned from Tigers spring training on April 6...played in eight games for the Mud Hens from April 7-15 and was recalled by Detroit on April 17...remained with Tigers for rest of season...reached base six times in the doubleheader on May 10 vs. Oakland, going 5-for-7 with a walk...had three hits in the first game, his ninth career three-hit game...made first career start in rightfield on June 1 vs. Minnesota...sixth position in which he made at least one start in career...hit first career leadoff home run on June 13 vs. Chicago-AL, off Lance Lynn...homed in back-to-back games on July 28-29 at Toronto, the second time in his career homering in consecutive games (other, June 18-19, 2021)...hit pair of doubles on August 6 vs. Tampa Bay; second career multi-double game (other, August 22, 2021 at Toronto)...placed on 10-day Injured List on September 30 with a strained left hamstring, ending his season...hit .250 (30-for-120) with three home runs and a .660 OPS as right-handed batter and .237 (58-for-245) with five home runs and a .646 OPS as left-handed batter...released by Detroit on November 18 and signed by Minnesota as minor league free agent on December 22.

2021: Played in a career-high 125 games with the Tigers, starting 81 games at second base, 19 games at shortstop and making the first 10 starts of his career in left field...finished the season with a career-best six triples, which ranked tied for fourth in the American League...earned a spot on the major league Opening Day roster for the first time in his career...hit a single with an exit velocity of 115.4 MPH on April 6 vs. Minnesota...marked the hardest hit ball of his career and the second hardest for any Tigers batted ball in the Statcast Era (2015-present)...batted in the leadoff spot for the first time in his major league career on April 9 at Cleveland...homed in on his birthday on April 18, 2018 vs. Baltimore...recorded first major league stolen base on May 15 vs. Chicago-NL...reached base in all four plate appearances on June 4 at Chicago-AL, going 3-for-3 with a double and a walk...was the first time in his career reaching base four-plus times in a game...had a pair of extra-base hits, including his fifth triple of the season, and tied a career high with three RBI on August 10 at Baltimore...started in left field on August 14 vs. Cleveland, marking his first start in the outfield at any level of professional baseball...went 1-for-3 with his first career multi-stolen base game...homed in back-to-back games for the first time in his career on August 18-19 vs. Los Angeles-AL...went 2-for-4 on August 25 at St. Louis and hit .295/.311/.545 with three doubles, a triple, two home runs and six RBI over a 12-game stretch from August 10-25...had a pair of doubles on August 22 at Toronto, marking his first career multi-double game.

2020: Posted one of the best seasons for a Tigers rookie in franchise history, and finished as one of the top rookies in the American League during the 2020 campaign...over 36 games and 129 at-bats he hit .349/.381/.550 with 21 runs scored, four doubles, two triples, six homers and 24 RBI...led American League rookies with at least 125 at-bats in batting average and slugging percentage, while he ranked second in on-base percentage, tied for fourth in RBI and fifth in home runs...was one of eight AL rookies to have more than 125 at-bats in 2020...his batting average finished as the second highest for a rookie in franchise history (min. 125 at-bats), trailing only Fred Haney's 1922 campaign, during which he batted .352 (.75x213)...had hits in 21-of-25 games from August 20-September 20, including multiple knocks in nine of those contests, over which he batted a combined .352/.388/.560 with 12 runs scored, three doubles, two triples, four home runs and 16 RBI...blasted a 445-foot moonshot on August 22 at Cleveland that finished the season ranked as the club's third-longest home run of the season, behind Miguel Cabrera's 450-foot shot on September 24 and C.J. Cron's 447-foot Opening Day missile at Cincinnati...ball was struck at 107.4 MPH, which ranked as his fifth-hardest hit ball of his season...had a career-long, seven-game hitting streak to begin his season from August 20-September 2, over which he batted .462/.462/.731 with six runs scored, two doubles, one triple, one home run and five RBI...the streak was also tied for the fifth longest by a Tiger this season (longest by Cabrera with 13 games)...ranked as the No. 9 prospect in the Tigers player development system by *Baseball America*.

FATHER OF MINE

Willi's father, Lilliano signed with the Detroit Tigers in 1987 but suffered an arm injury in 1988 forcing him to retire, landing a coaching job in the Tigers farm system for eight years. After that, Lilliano worked for the New York Mets for 15 years. During that time, Jose Reyes became Willi's favorite player and Reyes inspired Willi to become the player that he is today. Willi and Lilliano text after almost every game, never going more than two days without talking and nobody knows Willi's game better than his dad.

.319/.366/.429 with 13 runs scored, seven doubles, one home run and 13 RBI...appeared in eight games with Leones del Escogido in the Dominican Winter League, hitting .448/.484/.586 with five runs scored, one double, one home run and six RBI...rated as the No. 15 prospect in the Cleveland system and the 12th-best prospect in the Carolina League by *Baseball America*.

2016: Played in 123 games with Low-A Lake County (Cleveland)...named to the Midwest League Midseason All-Star Team...led Lake County with 123 games played, 48 runs scored, 134 hits, eight triples and 16 stolen bases...turned in a four-hit performance on April 28 vs. Burlington...also had four hits on July 29 vs. South Bend and August 7 vs. Dayton...drove in a season-high six runs and went 2-for-5 with a home run on July 17 vs. Quad Cities...ranked as the No. 26 prospect in the Indians organization by *Baseball America*.

2015: Spent the entire season with Short-A Mahoning Valley (Cleveland), seeing time in 67 games...ranked fourth in the New York-Penn League with 20 stolen bases, while he was the third-toughest batter to strike out in the league, fanning once every 9.71 plate appearances.

2014: Completed his first season of professional baseball in 2014, appearing in 43 games with the AZL Indians.

PROFESSIONAL: Originally signed by Cleveland as a non-drafted free agent on July 2, 2013...acquired by the Tigers from Cleveland in exchange for Leonys Martin and Kyle Dowdy on July 31, 2018...signed by Minnesota as minor league free agent on December 22, 2022.

CASTRO'S PLAYING RECORD																			
YEAR	CLUB	AVG	G	AB	R	H	2B	3B	HR	RBI	SH	SF	HB	BB	SO	SB	CS	OBP	OPS
2014	AZL Indians	.239	43	155	31	37	5	3	2	11	5	0	4	6	33	9	4	.285	.633
2015	Mahoning Valley	.264	67	273	34	72	9	3	1	25	8	3	7	10	31	20	7	.304	.634
2016	Lake County	.259	123	518	68	134	21	8	7	49	3	5	3	19	96	16	11	.286	.657
	Lynchburg	.222	3	9	0	2	0	0	0	0	0	0	0	0	2	0	1	.222	.444
2017	Lynchburg	.290	123	469	69	136	24	3	11	58	2	4	7	28	90	19	9	.337	.761
2018	Akron	.245	97	371	55	91	20	2	5	39	7	1	3	28	84	13	4	.303	.653
	Erie	.324	26	105	12	34	9	2	4	13	2	0	1	6	25	4	1	.366	.928
	Toledo	.286	5	21	0	6	0	0	0	2	0	0	0	0	5	1	0	.286	.571
2019	Toledo	.301	119	465	75	140	28	8	11	62	3	6	14	37	110	17	4	.366	.833
	DETROIT	.230	30	100	10	23	6	1	1	8	1	1	2	6	34	0	1	.284	.624
2020	DETROIT	.349	36	129	21	45	4	2	6	24	1	2	1	7	38	0	1	.381	.932
2021	Toledo	.391	5	23	7	9	2	0	1	2	0	0	0	0	2	2	0	.391	1.000
	DETROIT	.220	125	413	56	91	15	6	9	38	3	3	8	23	109	9	4	.273	.624
2022	Toledo	.265	8	34	2	9	2	0	0	1	0	0	0	2	10	3	1	.306	.629
	DETROIT	.241	112	365	47	88	18	2	8	31	1	3	8	15	82	9	4	.284	.651
2023	St. Paul	.182	3	11	2	2	0	0	0	1	0	0	0	2	5	0	0	.308	.490
	MINNESOTA	.257	124	358	60	92	18	5	9	34	2	3	12	34	99	33	5	.339	.750
2024	MINNESOTA	.247	158	558	89	138	31	5	12	60	1	4	21	51	150	14	9	.331	.717
	Minor League Totals	.274	621	2454	355	672	120	29	42	263	30	19	39	138	493	104	42	.320	.718
	Major League Totals	.248	585	1923	283	477	92	21	45	195	9	16	52	136	512	65	24	.313	.701

CASTRO'S WILD CARD RECORD																			
YEAR	OPPONENT	AVG	G	AB	R	H	2B	3B	HR	RBI	SH	SF	HBP	BB	SO	SB	CS	OBP	OPS
2023	Toronto	.250	2	4	0	1	0	0	0	0	0	0	0	0	2	0	0	.250	.500

CASTRO'S DIVISION SERIES RECORD																			
YEAR	OPPONENT	AVG	G	AB	R	H	2B	3B	HR	RBI	SH	SF	HBP	BB	SO	SB	CS	OBP	OPS
2023	Houston	.182	4	11	1	2	0	0	0	1	0	0	0	2	4	0	0	.308	.490

CASTRO'S ALL-STAR GAME RECORD																			
YEAR	HOST	AVG	G	AB	R	H	2B	3B	HR	RBI	SH	SF	HB	BB	SO	SB	CS	OBP	OPS
2024	Texas	.000	1	1	0	0	0	0	0	0	0	0	0	0	0	0	0	.000	.000

CASTRO'S CAREER FIELDING RECORD									
POSITION	PCT	G	PO	A	E	TC	DP	PB	
Outfield	.986	232	422	13	6	441	3	—	
Second Base	.981	158	208	302	10	520	63	—	
Shortstop	.966	156	164	284	16	464	53	—	
Third Base	.976	82	34	89	3	126	9	—	
Pitcher	1.000	5	0	0	0	0	0	—	
Totals	.977	633	828	690	35	1553	12	—	

CASTRO'S PROFESSIONAL INJURED LIST HISTORY		
DATES	INJURY	
August 15-September 3, 2023	Left Oblique Strain	
September 30-end of 2022 season	Strain Left Hamstring	
September 27-end of 2020 season	Right Shoulder Soreness	



SS

H/W: 6-4/220 B/T: R/R
OPENING DAY AGE: 30
BORN: 9/22/1994 in Santa Isabel, PR
RESIDES: Houston, TX

ACQUIRED: Re-signed as free agent, 1/11/23
M.L. SERVICE: 9 years, 119 days
OPTIONS USED: 0 of 3
CONTRACT STATUS: Signed thru 2028

PERSONAL: Carlos Javier Correa...X: @TeamCJCorrea...Instagram: @teamcjcorrea...he and his wife, Daniella, reside in Houston, TX...couple has two sons, Kyo, born in November 2021 and Kenzo, born in March 2023...Daniella is a former Miss Texas, having won the honor in 2016...the Astros invited Daniella out to the ballpark to throw a first pitch in August 2016, where the couple first met...one year later, just after the Astros clinched the 2017 World Series title, Carlos proposed to Daniella in a postgame TV interview with FOX reporter Ken Rosenthal...played amateur baseball at the Puerto Rico Baseball Academy in Gurabo, PR, and was named a Rawlings First Team All-American in 2012, his final year at the academy...selected first overall in 2012 and became the highest-drafted player out of Puerto Rico all-time, a label that was previously held by catcher Ramon Castro, who was picked 17th overall by Houston in 1994...is a combat sports and mixed martial arts enthusiast...he and former Astros teammate Lance McCullers Jr. are the co-hosts of their own combat sports podcast titled "The Walkout," which is carried by SiriusXM and has an average rating of 4.5 out of 5.0 on iTunes...is also an avid fan of movies, particularly the Marvel superhero films...used to write Rotten Tomatoes movie reviews as a way of practicing English...visited the offices of Marvel in 2017...he and his wife, Daniella, own two dogs, Groot and Rocket, named after two characters from the Guardians of the Galaxy film series...is the driving force behind The Correa Family Foundation, which aims to provide transformative experiences and support to children affected by poverty or illness...during the COVID-19 pandemic, the Correa Family Foundation enacted a number of initiatives, including a \$500,000 donation to the City of Houston in the form of surgical and medical supplies, the creation of a program that delivered 2,500 meals per day to homeless, elderly and public employees in Houston, and a delivery of supplies to Puerto Rico facilitated by the Astros Foundation and Crane Worldwide...was in Puerto Rico prior to the 2020 season when the island was struck by a 6.4 magnitude earthquake...Correa described the disaster as the scariest moment of his life...to help with rebuilding efforts following the devastation, his Foundation started a Puerto Rico Earthquake Recovery Fund, with proceeds benefitting local schools...when he was younger he wanted to learn English so he could "speak for himself" when he made it to the major leagues, so his dad got a second job in construction to pay for his English classes...given Carl R. Pohlad Outstanding Community Service Award in 2022...inherited nickname "C4" from agent Scott Boras during introductory press conference at Twins spring training facility in Fort Myers, FL, referring to his new number and initials...big fan of Puerto Rican rapper Bad Bunny...has used walk-up song "25/8" by Bad Bunny most of career...used walk-up song "You Give Love a Bad Name" by Bon Jovi in 2024 - his oldest son enjoys singing it the car, so he chose that for the season...attended 2023, '24 and '25 TwinsFest at Target Field.

TOP 100

MLB Network revealed their annual Top 100 MLB players entering the 2025 season in Jan./Feb. and Correa checked in at number 42, up 26 spots from 2024. Byron Buxton at 68, Royce Lewis at 82.

Award as Twins Defensive Player of the Year...2023 finalist for AL Gold Glove Award...in 2022, given Most Valuable Twin Award, the Bob Allison Award for leadership, the Jim Kaat Award as Twins Defensive Player of the Year and Mike Augustin "Media Good Guy" Award, all awards voted on by the Twin Cities Chapter of the BBWAA...named to AL All-Star team in 2017 and '21 with Houston, and 2024 with Minnesota...won AL Rawlings Gold Glove Award® at shortstop in 2021; also won the AL Platinum Glove, given annually to the best overall defender in each league...named the 2015 Jackie Robinson AL Rookie of the Year...became sixth Puerto Rican to win the award, joining Orlando Cepeda (1958), Benito Santiago (1987), Sandy Alomar (1990), Carlos Beltrán (1999) and Geovany Soto (2008)...earned the MLBPA Players Choice Award for the AL Most Outstanding Rookie and was named the Sporting News AL Rookie of the Year in 2015...named AL Player of the Month in May 2017...named AL Rookie of the Month in June 2015...named AL Player of the Week four times in career: October 1, 2017, June 27, 2015, August 14, 2015 and June 17, 2024...remains Astros franchise leader in career home runs by a shortstop (133)...also owns the single-season franchise record for home runs by a shortstop with 26 in 2021...became the first shortstop in MLB history to reach at least 15 homers in each of his first five MLB seasons...his 881 career games are the second-most by a shortstop listed at 6'4" -or-taller in MLB history...Cal Ripken Jr. (6'4") holds the top spot at 3,001 games...posted a 90-game errorless streak from April 22, 2019-August 31, 2020, an Astros club record streak by a shortstop...named 2014 California League Midseason All-Star, and 2013 Midwest League Midseason and Postseason All-Star.

POSTSEASON CAREER: 2017 World Series Champion with Houston...has hit .282 (91-for-323) with 19 doubles, 18 home runs, 63 RBI, 31 walks, a .352 on-base percentage, a .508 slugging percentage and an .860 OPS in 85 career Postseason games...ranks tied for third all-time in baseball

CAREER HIGHS

Hits: 5, 6/12/24 vs. COL
RBI: 5, 2x, last 7/27/19 at STL
HR: 2, 12x, last 6/16/24 vs. OAK
GS: 1, 3x, last 7/5/24 vs. HOU
SB: 3, 6/18/15 at COL
Hit-Strike: 16, 2x, last 6/26-9/19/24

WALK-OFF HITS/PA

8/19/15 vs. HOU (1B)
5/24/16 vs. BAL (1B)
6/4/16 vs. OAK (1B)
2/16/16 vs. LAA (2B)
7/10/16 vs. OAK (E5)
8/1/16 vs. TOR (2B)
6/23/18 vs. KC (1B)
5/25/19 vs. BOS (1B)
9/7/21 vs. SEA (2B)
6/13/23 vs. MIL (HR)
7/24/23 vs. SEA (1B)
6/13/23 vs. MIL (HR)
7/24/23 vs. SEA (1B)

MULTI-HR GAMES

8/1/15 vs. ARI
9/26/15 vs. TEX
4/6/16 at NYY
6/29/17 vs. OAK
7/9/17 at TOR
9/27/17 at TEX
4/20/18 at CWS
8/15/19 at OAK
9/20/19 vs. LAA
6/4/21 at TOR
6/22/22 vs. CLE
6/16/24 vs. OAK



MLB ALL-TIME LEADERS

POSTSEASON RBI

1. Bernie Williams	80
2. Manny Ramirez	78
3. Carlos Correa	63
David Justice	63
5. David Ortiz	61
Derek Jeter	61

history in career Postseason RBI...ranks 10th in hits...ranks second in baseball history in Postseason home runs by a shortstop (17), trailing only Derek Jeter (20)...has recorded three walk-off hits in his Postseason career, tying David Ortiz for the most walk-off hits in MLB Postseason history...two of those walk-off hits have been homers, which ties him with Ortiz and Bernie Williams for the all-time MLB record for career Postseason walk-off homers...became the youngest player in MLB history to reach 10 career Postseason homers (25 years, 24 days), surpassing Albert Pujols...has five career go-ahead Postseason RBI in the seventh-inning-or-later, tying him with Cody Bellinger, Troy Glaus and Delmon Young for the most in MLB Postseason history...**2023**: Played in all six games of the Twins Postseason, hitting .429 (3-for-7) in two games of the ALWCs vs. Toronto and hitting .400 (6-for-15) with three RBI in four games of the ALDS vs. Houston...made several game-saving or game-altering defensive plays at shortstop throughout 2023 Postseason...recorded 10th three-hit game of Postseason career in Game 2 of ALDS at Houston on October 8, recording two doubles while driving in three runs; the three RBI gave him 63 Postseason RBI for career, passing David Ortiz and Derek Jeter and tying David Justice for third on baseball's all-time list...three hits gave him 90 career Postseason hits, moving into 10th all-time, passing Ortiz and Justice...recorded two hits with bases loaded in Postseason, first in Game 2 of ALWCs vs. Toronto and second in Game 2 of ALDS at Houston...two hits with the bases loaded tied him for second most bases loaded hits in Twins Postseason history with Kent Hrbek and Tim Lander...**2021**: Hit .283 (17-for-60) with four doubles, one home run, nine RBI with a .368 on-base percentage in 16 Postseason games for Houston...reached base in 13 of 16 games as the Astros lost to Atlanta in six games in the World Series...**2020**: Hit .362 (17-for-47) with one double, six homers, 17 RBI and a 1.221 OPS (.455 OBP/.766 SLG) in 13 Postseason games...tied a major league record for RBI (17) and homers (6) by a shortstop in a single Postseason with Rich Aurilia (2002)...those records were later broken by Corey Seager (20 RBI, 8 HR) following his 2020 World Series performance...played his 57th Postseason game alongside José Altuve, Alex Bregman, Yuli Gurriel and George Springer...per *Elias*, that marks the most Postseason games played together by a group of five teammates in MLB history...hit .500 (7-for-14) with three homers and 11 RBI during the four-game series at Dodger Stadium in ALDS vs. Oakland...tied the second-most RBI in a single Division Series in MLB history (11) with Nomar Garciaparra (1998 ALDS), behind only John Valentin's 12 RBI in the 1999 ALDS...hit two homers in Game 1, becoming the first shortstop in MLB history with multiple two-homer games in Postseason play...hit a walk-off homer in Game 5 of ALCS vs. Tampa Bay to force a Game 6...joined David Ortiz as the only players in MLB history with three career walk-off hits in the Postseason...**2019**: Batted .191 (13-for-68) with four doubles, three homers and nine RBI in 18 Postseason games...went 2-for-5 with a walk-off solo home run in the 11th inning off J.A. Happ in Game 2 of ALCS vs. New York-AL...marked his second-career Postseason walk-off hit, becoming the third player in MLB history to record multiple walk-off hits in the League Championship Series, joining David Ortiz and Bernie Williams...joined Ortiz as the only players in MLB history with multiple walk-off hits against the Yankees in the Postseason...became the fourth Astros player to record a walk-off HR in the Postseason (last, Chris Burke in Game 4 of the 2005 NLDS vs. ATL)...homered in Game 4, becoming the youngest player in MLB history to reach 10 career Postseason homers, surpassing Albert Pujols...drew three walks in Game 4 of World Series vs. Washington, tying a single-game WS record for walks by a shortstop, joining Mark Belanger (Game 6, 1971 WS) and Gil McDougald (Game 3, 1957 WS)...tied an Astros club record for walks in a Postseason game with his three-walk Game 4 performance...homered in Game 5 of the World Series at WSH, giving him three career homers in the World Series, tying Derek Jeter for the most homers by a shortstop in the World Series all-time...was his third-career multi-RBI game in the World Series, tying Hall of Famers Pee Wee Reese and Honus Wagner for the most career multi-RBI games by a shortstop in World Series history...**2018**: Posted a .371 on-base percentage in eight starts at shortstop in the Postseason...hit a three-run homer off Brad Hand in Game 3 of ALDS vs. Cleveland, tying Albert Pujols and Mickey Mantle for the most Postseason home runs by a player prior to turning 25 years old in MLB history...moved into second-place on MLB's all-time Postseason homers list by a shortstop (8), trailing only Derek Jeter (20)...**2017**: Hit .288 (21-for-73) with five doubles, five homers, 14 RBI and an .886 OPS in 18 Postseason starts at shortstop...became the first player in MLB history to hit seven career Postseason home runs prior to turning 24 years old...tied Rich Aurilia (2002) for the major league record for extra-base hits (10) in a single postseason by a shortstop...homered and hit a walk-off RBI-double off Aroldis Chapman in the ninth inning of Game 2 of the ALCS vs. New York-AL...became the fourth-youngest player ever to hit a homer in an ALCS game, behind Derek Jeter (1996), Francisco Lindor (2016) and Evan Longoria (2008)...combined to hit back-to-back homers with Jose Altuve in the 10th inning of Game 2 of the World Series vs. Los Angeles-NL, marking the first set of back-to-back homers in extra innings in World Series history...went 3-for-5 with a homer and three RBI in Game 5...at 23 years, 33 days, became the youngest player to have three hits and a homer in a World Series game since Andruw Jones did so in Game 1 of the 1996 World Series for the Braves...became the sixth shortstop in MLB history to have three hits and a homer in a World Series game, joining Alan Trammell (1984), Robin Yount (1982), Bert Campaneris (1973), Phil Linz (1964) and Tommy Thoenen (1926)...**2015**: Started at shortstop in all six of Houston's Postseason games...made his first career Postseason appearance in the Wild Card Game at New York-AL...at 21 years, 14 days, became the youngest player in club history to appear in a playoff game...became the third-youngest player to start a playoff game at shortstop in MLB history, behind Miguel Cabrera (2003 NLCS) and Travis Jackson (1924 World Series)...recorded his first career Postseason hit in Game 1 of ALDS vs. Kansas City, becoming the youngest player in club history to record a hit in the playoffs...went 4-for-4 with two homers, a double and four RBI in Game 4...joined Carlos Beltrán (Game 5, 2004 NLDS at ATL) as the only Astros players with a multi-homer game in the Postseason...became the second-youngest player in MLB history (21 years, 20 days) to hit multiple homers in a Postseason game, behind only Andruw Jones (19 years, 180 days, Game 1 of the 1996 World Series at NYY)...per *ESPN Stats & Info*, his 11 total bases in Game 4 of the ALDS marked the most by a shortstop in a single Postseason game in MLB history...Derek Jeter held the previous record with 10 total bases in Game 1 of the 2006 ALDS vs. Detroit...per *Elias*, became the youngest player to record at least four hits and four RBI in a Postseason game...the only other player to do this before his 25th birthday was Goose Goslin (23), who did so in Game 4 of the 1924 World Series for the Washington Senators...per *Elias*, became the third player age 21 or younger to hit in the third spot in the order in a playoff game all-time, joining Joe DiMaggio (1936 World Series) and Mickey Mantle (1952 World Series).

MLB ALL-TIME LEADERS

POSTSEASON OPS (min. 350 PA)

1. Albert Pujols995
2. David Ortiz947
3. Manny Ramirez937
4. Chipper Jones864
5. Carlos Correa860

MLB ALL-TIME LEADERS

POSTSEASON HITS

1. Derek Jeter	200
2. Bernie Williams	128
3. Jose Altuve	117
Manny Ramirez	177
5. Jorge Posada	103
6. Yadier Molina	102
7. Chipper Jones	97
Kenny Lofton	97
Albert Pujols	97
10. Carlos Correa	91
Yuli Gurriel	91

2024:

- * Was Twins Opening Day shortstop for third-straight season, batting fourth on March 28 at Kansas City, going 3-for-4...his eight career Opening Day starts at shortstop are fifth most among actives (Brandon Crawford - 12, Xander Bogaerts - 11, Jose Iglesias - 9, Corey Seager - 9).
- * Drew three walks in four plate appearances on April 2 at Milwaukee, tying single-game career-high for walks.

- Placed on 10-day Injured List on April 13 with a right intercostal strain...left the game on April 12 at Detroit after feeling pain on right side during an at-bat; reinstated on April 29.
- Hit safely in nine consecutive games from June 9-18, hitting .575 (23-for-40) with a 1.464 OPS in that span...during the streak, had five-game stretch from June 9-13 in which he had 14 hits, the most for a Twin over a five-game stretch since Joe Mauer had 14 from August 1-5, 2016.
- Hit safely in six consecutive at-bats from June 11-12.
- Set career-high with five hits (6 at-bats) on June 12 vs. Colorado...59th five-plus hit game in Twins history.
- Recorded 12th career multi-homer game on June 16 vs. Oakland.

AL BATTING LEADERS**OPS IN 2024 (min. 350 PA)**

1. Aaron Judge, NYY.....	1.159
2. Juan Soto, NYY.....	.989
3. Bobby Witt Jr., KC.....	.977
4. Yordan Alvarez, HOU.....	.959
5. Vladimir Guerrero Jr., TOR.....	.940
6. Brent Rooker, OAK.....	.927
7. Carlos Correa.....	.905

- Named AL Player of the Week for fourth time in career on June 17 after hitting .548 (17-for-31) with three homers, nine RBI, a double, two walks, nine runs scored, an .871 slugging percentage and a .576 on-base percentage...led baseball in hits (17), total bases (27) and runs; led AL hitters in OPS (1.447); ranked second in the AL in batting average, on-base percentage, and slugging; tied for second in RBI; and tied for third in homers.
- Finished June hitting .388 (38-for-98) with four doubles, five home runs, 21 RBI, 21 runs scored, nine walks, a .441 on-base percentage, a .582 slugging percentage and a 1.023 OPS in 25 games...ranked second in baseball for the month in average, third in hits and 10th in OBP...his batting average ranked ninth best for June in team history (since 1961).
- Homered in the second game of the doubleheader on July 10 at Chicago-AL, the final home run for the Twins during their team-record 28-game home run streak from June 10-July 10 (2)...the streak tied Atlanta (2023) for second-longest in baseball history, trailing New York-AL (31 - 2019).
- Finished the first half hitting .308 (86-for-279) with 16 doubles, two triples, 13 home runs, 47 RBI, 51 runs scored, 30 walks, a .377 on-base percentage, a .520 slugging percentage and an .896 OPS in 75 games...ranked second among all AL shortstops in on-base percentage, and third in batting average, OPS and slugging...one of eight MLB players at break with at least 15 doubles, 10 home runs, 50 runs scored, a OBP over .375, an average over .300, a slugging percentage over .500 and an OPS over .875 (others: Bobby Witt Jr., Vladimir Guerrero Jr., Aaron Judge, Shohei Ohtani, Juan Soto, Yordan Alvarez and Rafael Devers).
- Named to American League All-Star team as reserve, marking his first as Twin and third of career (also 2017 and 2021)...did not play due to injury (right plantar fasciitis).
- Officially placed on 10-day Injured List with right plantar fasciitis on July 19 coming out of the All-Star break...missed a couple games leading up to break and tried to allow time to heal over break, but eventually landed on IL.
- Took live BP at Target Field along with other players on IL to stay sharp in mid September, taking swings off Twins minor leaguers whose minor league seasons were completed...reinstated from IL on September 14.
- Recorded four RBI on September 18 at Cleveland, tying season-high (previously July 5 vs. HOU)...those RBI proved to be all four of Twins runs in a 5-4 10-inning defeat in pivotal game of season.
- Tied career high hitting in 16-straight games from June 26-September 19, hitting .359 (23-for-64) with a 1.117 OPS in that span...was longest streak for a Twin on season.
- Drew 500th career walk on September 19 at Cleveland.
- Tied single-game career-high reaching base five times on September 27 vs. Miami, going 3-for-5 with two walks and a home run.
- Reached base safely in 19-straight games from June 26-September 22, tied for third-longest streak of career.
- Ranked in 92nd percentile in baseball in batting run value (27), 90th percentile in xwOBA (.359) and 88th in xBA (.279).
- Hit .316 (37-for-117) against breaking pitches, .315 (51-for-162) against fastballs and .275 (11-for-40) against off-speed pitches.
- Ranked in the 87th percentile in baseball in outs above average (range) at 5...among all AL shortstops, that figure ranked fourth.
- Ranked fifth among AL shortstops and 10th in MLB in average arm strength (88.5 mph).
- Hit .312 (24-for-77) with a .971 OPS against left-handed pitching and .310 (75-for-242) with an .884 OPS against right-handed pitching.
- Slashed .364/.432/.611 (1.044 OPS) in wins and .255/.343/.420 (.763 OPS) in losses.
- Hit .329 (46-for-140) with runners on base and .600 (3-for-5) with the bases loaded.
- Finished fourth in the AL in batting average (.310) among players with a minimum of 350 plate appearances...also, sixth in on-base percentage (.388) and runs created-per-27 (7.36), seventh in OPS (.905) and 10th in slugging percentage (.517).
- Recipient of Bob Allison Award for best team leadership, an award voted on by the Twin Cities chapter of the BBWAA.

AL BATTING LEADERS**BATTING AVERAGE IN 2024 (min. 350 PA)**

1. Bobby Witt Jr., KC.....	.332
2. Vladimir Guerrero Jr., TOR.....	.323
3. Aaron Judge, NYY.....	.322
4. Carlos Correa.....	.310
5. Yordan Alvarez, HOU.....	.308

SHOULD'VE BEEN A COWBOY

In 2024 spring training, Carlos and his wife held a first birthday party for their son Kenzo and all the teammates with young children attended. The party was cowboy themed. Carlos didn't have any "cowboy" clothes so he borrowed Chris Paddack's (baggy) jeans, his flannel shirt, cowboy boots and a cowboy hat for the party.

2023: Planned on playing for Team Puerto Rico in the WBC during spring training but had to withdraw as his wife gave birth to the couple's second son, Kenzo, at the beginning of March...was Twins Opening Day shortstop for second-straight season after re-signing in the offseason...went 1-for-5 on Opening Day, March 30 at Kansas City...reached base safely in nine of first 10 games to start season, posting a .318 on-base percentage in that span...played in 900th career game on April 16 at New York-AL...walked three times in back-to-back games on May 19-20 at Los Angeles-AL...in the May 20 game he reached four times, also going 1-for-2...it was one of five times reaching base four times in a game on season (also, April 22 vs. Washington, July 3 vs. Kansas City, July 22 vs. Chicago-AL and September 16 at Chicago-AL)...missed a few games in late May due to experiencing plantar fasciitis in left foot...hit second career grand slam on June 10 at Toronto, a go-ahead shot in the seventh inning that led the

AL FIELDING LEADERS

AVG THROW VELO AMONG 2B/SS/3B IN 2024 (MINIMUM 400 THROWS)

1. Masyn Winn, STL.....92.7 mph
2. Elly De La Cruz, CIN.....91.0 mph
3. Gunnar Henderson, BAL.....89.3 mph
4. Bobby Witt Jr., KC.....88.5 mph
5. Carlos Correa, MIN.....88.5 mph

Twins to a 9-4 victory at Rogers Centre — was Twins' first grand slam of the season...had season-high four RBI that day; matched four RBI on August 7 at Detroit...recorded 200th career double on June 11 at Toronto...hit walk-off home run on June 13 vs. Milwaukee, a two-run shot off Devin Williams...the homer capped off a four-run ninth for the Twins as they won 7-5...marked Correa's ninth career walk-off hit and 10th career walk-off plate appearance...inserted into the leadoff spot on June 30 through August 4...hit .296 (24-for-81) with a .376 on-base percentage and helped lead the Twins to a 14-6 record in the first 20 games of that stretch...hit .213 (16-for-75) in the next 21 games from that spot and moved back to middle of order...tied single-game career high with four hits (12th time in career) on July 3 vs. Kansas City, hitting three singles and a double...recorded 1,000th career hit on July 4, singling to rightfield off Zack Greinke...became 42nd Puerto Rican-born player in AL/NL history (1901-present) with 1,000 hits...hit walk-off single on July 24 vs. Seattle, off Paul Sewald in the 10th inning...second walk-off hit of season, 10th walk-off hit of career and 11th walk-off plate appearance of career...recorded 600th career RBI on August 6 vs. Arizona...played in 1,000th career game on August 22 at Milwaukee...reached base safely in season-long 19 games from August 5-28, hitting .258 (17-for-66) with 13 walks, a .383 on-base percentage and an .868 OPS in that span...marked the third-longest streak of career...that streak included a season-long hitting streak of nine games from August 5-15...placed on 10-day Injured List on September 20 with left foot plantar fasciitis and did not return for regular season...spent the final week of the season taking live BP with other players rehabbing from injuries to be ready for Postseason...grounded into 30 double plays on the season, setting a club record (since 1961), passing Harmon Killebrew (1970) and Trevor Proulx (2015), who each hit into 28...also led baseball in ground into double plays...led Twins in go-ahead RBI (15) and game-winning RBI (9)...led Twins in games (135), hits (118) and doubles (29), second in RBI (65) and walks (59), and tied for second in runs (60)...29 doubles marked third most of career...posted an average exit velocity of 90.4 mph, second best of career...set career high in hard hit percentage at 45.9%...played in 135 games (134 starts) and 1144.1 innings at shortstop, all ranking fifth most in the AL...committed just six errors on season, the fewest in baseball among shortstops (minimum of 1,000.0 innings played)...seventh fewest among primary infielders...ranked second among all MLB shortstops in average throw velocity at 88.2 mph (minimum of 500 throws), trailing only Bobby Witt Jr. (88.6 mph)...was Twins nominee for Roberto Clemente Award, baseball's highest individual honor...played in all six games of the Twins Postseason, hitting .429 (3-for-7) in two games of the ALWCs vs. Toronto and hitting .400 (6-for-15) with three RBI in five games of the ALDS vs. Houston...recorded two hits with bases loaded in Postseason, first in Game 2 of ALWCs vs. Toronto and second in Game 2 of ALDS at Houston...two hits with the bases loaded tied him for second most bases loaded hits in Twins Postseason history with Kent Hrbek and Tim Laudner...went 3-for-4 in Game 2 of ALDS at Houston on October 8, recording two doubles with three RBI...also made game-ending diving stop on groundball in hole at shortstop to secure 6-2 victory at Minute Maid Park...the three RBI gave him 63 Postseason RBI for career, passing David Ortiz and Derek Jeter and tying David Justice for third on baseball's all-time list...three hits gave him 90 career Postseason hits, moving into 10th all-time, passing Ortiz and Justice...recipient of the Bob Allison Award for Twins leadership and Jim Kaat Award for Twins Defensive Player of the Year, both award voted on by the Twin Cities chapter of the BBWAA...was a finalist for the American League Rawlings Gold Glove Award at shortstop, along with Texas' Corey Seager and New York-AL's Anthony Volpe (winner).

2022: Was Twins Opening Day shortstop on April 8 vs. Seattle after signing as free agent with Minnesota on March 23...hit just .167 (10-for-60) with a .504 OPS in first 16 games from April 8-27, but hit .352 (57-for-162) with a .970 OPS in his next 41 games from April 28-July 1...reached 500 career RBI with a two-run homer on May 4 at Baltimore...placed on 10-day Injured List on May 10 with a right middle finger contusion after being hit by a pitch on May 5 at Baltimore by Spencer Watkins; reinstated May 18...placed on COVID Injured List on May 31; reinstated June 8...missed nine games...recorded 11th career multi-homer game on June 22 vs. Cleveland, both solo shots...played in 800th career game on June 23 vs. Cleveland...finished June hitting .342 (27-for-79) with three doubles, six home runs, 12 RBI, a .404 on-base percentage, a .608 slugging percentage and a 1.012 OPS in 21 games...ranked sixth in OPS for the month...reached base five times on August 13 at Los Angeles-AL, going 2-for-2 with three walks...marked the fifth time in career reaching five times...helped turn 3-6 triple play on August 22 vs. Texas, first 3-6 triple play in Twins history (since 1961)...first baseman Jose Miranda caught a line drive off the bat of Nathaniel Lowe, then stepped on first base for the second out, then threw to Correa at second base to complete the play...tied career-high with four hits (5 at-bats) on August 26 vs. San Francisco (all singles)...tied again with four hits on September 9 vs. Cleveland...hit 150th career home run in game two of doubleheader on September 7 at New York-AL, a solo shot off Gerrit Cole...scored 500th career run on September 13 vs. Kansas City...reached base safely in 20-straight games from September 13-October 3, second-longest streak of career...posted a .433 on-base percentage during streak (30 hits, 8 walks)...hit .355 (44-for-124) with eight doubles, seven home runs, 19 RBI, 16 runs scored, 11 walks, a .412 on-base percentage, a .589 slugging percentage and a 1.000 OPS in 31 September/October games...ranked tied for second in baseball in that span in hits, tied for fifth in batting average, sixth in OPS, seventh in slugging percentage and ninth in on-base percentage...finished September with 38 hits, seventh-most in Twins history (since 1961)...hit .277 (28-for-101) with runners in scoring position on season...hit .378 (14-for-37) with RISP in final 30 games from August 3-October 2...hit .299 (40-for-134) with a .945 OPS against left-handed pitching, compared to .289 (112-for-388) with a .794 OPS vs. right-handed pitching...hit .310 (79-for-255) with an .880 OPS in 67 home games, sixth-highest home average in the AL and 10th-best in baseball...eighth-best home average in Target Field history (since 2010)...hit .314 (72-for-229) with a .903 OPS with runners on base...hit .349 (15-for-43) with a .971 OPS in extra-inning games...hit .315 (78-for-248) with an .897 OPS in 65 games vs. the AL Central...hit .387 (24-for-62) with five home runs, 10 RBI and a 1.102 OPS in 16 games vs. Cleveland...posted a .983 fielding percentage (8 errors/472 total chances), the best among AL shortstops and fourth-best in baseball at the position...fourth-best for a shortstop in Twins history (Jorge Polanco .988 - 2020, Leo Cardenas .985 - 1971 and Greg Gagne .984 - 1991)...hit .338 (102-for-293) off fastballs, fifth-best among AL players and sixth-best in baseball...posted a 44.7 hard-hit percentage and a 11.4 barrel percentage, both second-best of career...posted a 89.9 mph average exit velocity, third-best of career...posted a 7.8 barrels-per-plate appearance percentage, ninth-highest in the AL (minimum 400 batted ball events)...posted an expected slugging percentage (xSLG) of .484, ninth-best in the AL (minimum 500 plate appearances)...led all shortstops in baseball in OPS while playing the position (.834)...ranked second in slugging percentage (.467) and on-base percentage (.366), and third in batting average (.291) and RC/27 (.584)...ranked 13th in AL in batting average at .291...marked the second-best average of career (.315 - 2017)...finished with 152 hits and 61 walks, both third-highest single-season totals of career...led Twins in wins above replacement at 6.0 (STATS LLC), which ranked seventh in the AL, 17th in baseball and fourth-best among MLB shortstops, trailing Trea Turner (7.0), Xander Bogaerts (6.9) and Dansby Swanson (6.3)...one of eight players in baseball with at least 70 runs, 150 hits, 20 doubles, 20 home runs, 60 RBI and 60 walks, the others being Pete Alonso, Freddie Freeman, Aaron Judge, Shohei Ohtani, José Ramirez, Paul Goldschmidt and Manny Machado...given Most Valuable Twin Award, Bob Allison Award for leadership, Jim Kaat Award as Twins Defensive Player of the Year and Mike Augustin "Media Good Guy" Award, all awards voted on by the Twin Cities Chapter of the BBWAA...given Carl R. Pohlad Outstanding Community Service Award, an award voted on by the Twins Community Fund Board of Directors...named an AL finalist at shortstop for the Rawlings Gold Glove Award®, along with Xander Bogaerts and Jeremy Peña (winner)...named an AL finalist at shortstop for the Silver Slugger Award, along with Bo Bichette, Xander Bogaerts (winner) and Corey Seager...signed contract with Minnesota on January 11, 2023.

WINDOW SHOPPING

Carlos likes to go shopping the day after he hits a home run on the road to buy himself something. Jokingly refers to it as motivation to hit more home runs.

2021: Was Houston's Opening Day shortstop for sixth time in career on April 1 at Oakland, going 1-for-3 with a hit-by-pitch and walk...hit safely in season-high eight-straight games twice: April 3-12 and May 14-22...recorded 10th career multi-homer game on June 4 at Toronto...named to second career American League All-Star team but did not attend game at Coors Field in Colorado...hit .293 (58-for-198) with nine doubles, 10 home runs and 34 RBI in final 52 games from August 1-end of season...hit .290 (54-for-186) against left-handed pitching and .274 (101-for-369) against right-handed pitching...hit .306 (26-for-85) with 33 RBI with runners in scoring position and two outs...scored career-high 104 runs, the first shortstop in Astros history to score 100 runs in a season...the previous record was held by Lugo, who scored 93 runs in 2001...set career-highs in runs, home runs (26) and walks (75)...finished seventh in the AL in runs scored (104), in on-base percentage (.366) and 13th in doubles (34)...led all shortstops in baseball in walks and second in RBI, trailing Toronto's Bo Bichette (96)...ranked tied for fourth in baseball in games at short (148)...led all major league position players in WAR (7.2), ahead of Marcus Semien (7.1) and Juan Soto (7.0)...he picked up a major league-best 2.9 WAR on defense, also the top defensive WAR in the Majors, edging out infielder Ryan McMahon (2.5) and outfielder Michael A. Taylor (2.3)...committed just 11 errors on the season in 578 total chances...ranked second among all major league fielders with 20 defensive runs saved and was sixth among MLB shortstops in Statcast's Outs Above Average metric (plus-12)...was one of six players in baseball with 100-plus runs, 30-plus doubles, 25-plus home runs and 90-plus RBI, joining Toronto's Marcus Semien and Bo Bichette, Boston's Rafael Devers, Oakland's Matt Olson and Cleveland's José Ramírez...one of two players with all those offensive figures and 75-plus walks (also Olson)...won the AL Rawlings Gold Glove at shortstop and AL Platinum Glove - given to the best fielder in each league...hit .283 (17-for-60) with four doubles, one home run, nine RBI with a .368 on-base percentage in 16 postseason games for Houston...reached base in 13 of 16 games as the Astros lost to Atlanta in six games in the World Series.

2020: Made his fifth appearance on the Astros Opening Day roster...hit an RBI double on Opening Day vs. Seattle, his fourth-career Opening Day start...appeared in his 600th career game on September 22 at Seattle...recorded the best defensive season of his career, finishing as one of three finalists for a Rawlings Gold Glove Award...led all MLB shortstops in fielding percentage (.995)...led AL shortstops in defensive runs saved (8) while ranking second in double plays (35)...made one error in 212 total chances...set a franchise record for fielding percentage by a shortstop in a single season...marked the fourth-best fielding percentage by a shortstop in a single year all-time in MLB history...only Mike Bordick (.998 in 2002), Cal Ripken Jr. (.996 in 1990) and Omar Vizquel (.995 in 2000) posted better marks...spent the entire season on the active roster...hit .362 (17-for-47) with one double, six homers, 17 RBI and a 1.221 OPS (.455 OBP/.766 SLG) in 13 Postseason games...tied a Major League record for RBI (17) and homers (6) by a shortstop in a single postseason with Rich Aurilia (2002)...those records were later broken by Corey Seager (20 RBI, 8 HR) following his 2020 World Series performance...played his 57th postseason game alongside Jose Altuve, Alex Bregman, Yuli Gurriel and George Springer...per Elias, that marks the most postseason games played together by a group of five teammates in MLB history...hit .500 (7-for-14) with three homers and 11 RBI during the four-game series at Dodger Stadium in ALDS vs. Oakland...tied the second-most RBI in a single Division Series in MLB history (11) with Nomar Garciaparra (1998 ALDS), behind only John Valentin's 12 RBI in the 1999 ALDS...hit two homers in Game 1, becoming the first shortstop in MLB history with multiple two-homer games in postseason play...hit a walk-off homer in Game 5 of ALCS vs. Tampa Bay to force a Game 6...joined David Ortiz as the only players in MLB history with three career walk-off hits in the postseason.

2019: Made his fourth-career appearance on the Astros Opening Day roster, but missed the first three games of the season (neck stiffness)...won MLB's Play of the Week for his diving stop on a line drive up the middle on April 3 at TEX...recorded his 500th career hit on April 3 at TEX...posted a career-long 16-game hitting streak from April 19-May 7 in which he batted .333 (22-for-66)...played in his 500th career game on May 4 at LAA, becoming the fifth shortstop in club history to appear in 500 games, joining Roger Metzger (1,007), Craig Reynolds (926), Adam Everett (632), Rafael Ramirez (534), Dickie Thon (505)...on May 25 vs. BOS, recorded a walkoff RBI single off Matt Barnes in the 9th inning...was his eighth-career walk-off...hit his first-career grand slam while tying his single-game career-high with five RBI on July 27 at St. Louis...hit a 474-foot home run on Aug. 10 at Baltimore, tying the longest home run hit by an Astros player in the Statcast era (since 2015) with Yordan Alvarez' homer on July 19...was the longest home run hit at Camden Yards during the Statcast era, surpassing Manny Machado's 465-foot home run in 2017...went 2x4 with two home runs on Sept. 20 vs. LAA, his ninth-career multi-homer game...joined Alex Rodriguez (13) as the only shortstops in MLB history with nine multi-homer games prior to turning 25 years old...played in a career-low 75 games due to two stints on the Injured List: May 29-June 26 (fractured rib) and Aug. 21-Sept. 17 (back discomfort)...became the third shortstop in MLB history to post four 20-homer seasons prior to turning 25 years old, joining Alex Rodriguez (5 seasons) and Cal Ripken Jr. (4 seasons)...also became the third shortstop in MLB history to hit 100+ homers before turning 25 years old, joining Rodriguez and Ripken...became the fourth shortstop in MLB history to reach 100 HR within his first 539 career games, joining Alex Rodriguez, Trevor Story and Nomar Garciaparra...posted a career-high .568 slugging percentage...batted .191 (13-for-68) with four doubles, three homers and nine RBI in 18 postseason games...went 2-for-5 with a walk-off solo home run in the 11th inning off J.A. Happ in the Game 2 of ALCS vs. New York-LAA...marked his second-career Postseason walk-off hit, becoming the third player in MLB history to record multiple walk-off hits in the League Championship Series, joining David Ortiz and Bernie Williams...joined Ortiz as the only players in MLB history with multiple walk-off hits against the Yankees in the postseason...became the fourth Astros player to record a walk-off HR in the Postseason, (last, Chris Burke in Game 4 of the 2005 NLDS vs. ATL)...homered in Game 4, becoming the youngest player in MLB history to reach 10 career Postseason homers, surpassing Albert Pujols...drew three walks in Game 4 of World Series vs. Washington, tying a single-game WS record for walks by a shortstop, joining Mark Belanger (Game 6, 1971 WS) and Gil McDougald (Game 3, 1957 WS)...tied an Astros club record for walks in a Postseason game with his three-walk Game 4 performance...homered in Game 5 of the World Series at Washington, giving him three career homers in the World Series, tying Derek Jeter for the most homers by a shortstop in the World Series all-time...was his third-career multi-RBI game in the World Series, tying Hall of Famers Pee Wee Reese and Honus Wagner for the most career multi-RBI games by a shortstop in World Series history.

2018: Made his third-career appearance on the Astros Opening Day roster and started at shortstop on Opening Day for the third consecutive season...went 1-for-3 with an RBI on Opening Day on March 29 at Texas...hit his first-career inside the park home run on April 3 vs. Baltimore...was the 40th inside the park homer in franchise history, and the fourth hit by an Astro at Minute Maid Park (last, Jonathan Singleton on Aug. 2, 2014 vs. TOR)...hit his 72nd career homer on May 12 vs. Texas with what was his 400th major league game...only three shortstops in MLB history recorded more homers within their first 400 games: Ernie Banks (87), Nomar Garciaparra (86) and Alex Rodriguez (82)...recorded a 70-game errorless streak from Sept. 21, 2017-June 6, 2018, a franchise record streak by a shortstop...surpassed the previous club record of 59 games set by Roger Metzger in 1976...played in 110 games in a season hampered by a 36-game stint on the Injured List with lower back soreness (June 26-Aug. 10)...became the first shortstop in MLB history to reach 20 doubles and 15 home runs in each of his first four major league seasons...led the majors with 11 sac flies, tied for the fifth-most in a single season in club history...took a big leap forward on the defensive side of his game, posting career-best marks in fielding percentage (.984), defensive WAR (1.5) and zone rating (.836)...ranked fourth among MLB shortstops in fielding (.984)...was the third-best fielding percentage by a shortstop in a single season in club history, behind only Adam Everett's 2006 season (.990) and Roger

AL BATTING LEADERS

OPS SINCE 2019 (min. 2,500 PA)

1. Aaron Judge.....	1.030
2. Yordan Alvarez.....	.973
3. Shohei Ohtani.....	.922
4. Rafael Devers.....	.876
5. José Ramírez.....	.865
6. Vladimir Guerrero Jr.....	.863
7. Jose Altuve.....	.851
8. Alex Bregman.....	.839
9. Carlos Correa.....	.821

Metzger's 1976 season (.986)...posted a .371 on-base percentage in eight starts at shortstop in the Postseason...hit a three-run homer off Brad Hand in Game 3 of ALDS vs. Cleveland, tying Albert Pujols and Mickey Mantle for the most Postseason home runs by a player prior to turning 25-years-old in MLB history...moved into second place on MLB's all-time postseason homers list by a shortstop (8), trailing only Derek Jeter (20).

2017: Made his second-career Opening Day roster and start...homered on Opening Day on April 3 vs. Seattle...became the first Astros player to homer on Opening Day in consecutive seasons since Richard Hidalgo did so from 1999-2000...became the fourth major leaguer to homer on Opening Day for the second consecutive season, joining Bryce Harper (3 straight), Freddy Galvis and Scooter Gennett...named the AL Player of the Month for May...hit .386 (39-for-101) with eight doubles, seven homers, 26 RBI and a 1.130 OPS (.368 OBP/.673 SLG) in 26 games in May...led the AL in batting average and RBI, while ranking third in OBP, fifth in hits and OPS and tied for sixth in slugging...was his first-career Player of the Month award...hit back-to-back homers with Carlos Beltrán on May 9 vs. Atlanta...per *Elias*, it marked the first time in Astros history that a player aged 22-or-younger and another player over the age of 40-or-older both homered in the same game...missed 42 games with a torn ligament in his left thumb that required surgery...originally aggravated the thumb when sliding into home plate on on July 4 at Atlanta...became the first AL shortstop since Alex Rodriguez in 2007 (30 HR) to hit 20 HR before the All-Star Break...the last pair of any teammates to do this was on Sept. 15, 2015, when Greg Bird and Alex Rodriguez did so for the Yankees...became the first Astros shortstop to start the All-Star Game...became the sixth-youngest shortstop all-time to start the All-Star Game, and youngest since Alex Rodriguez in 1997...per *Elias*, became the second player in club history to record 300 hits and 50 homers within his first 300 major league games, joining Lance Berkman...named the AL Player of the Week for the week of Sept. 25-Oct. 1...was his third career weekly award...hit .520 (13-for-25) with four doubles, three homers, 10 RBI, eight runs scored and a 1.611 OPS (.571 OBP/1.040 SLG) in six games...led the AL in batting average, hits, runs and RBI during the week, while ranking second in OPS, tied for second in doubles and tied for third in home runs...from Sept. 26-28, became the first player in Astros history to record three straight games with at least three hits and three RBI, per *Elias*...also became the fifth major league shortstop since 1913 to record at least three hits and three RBI in three consecutive games, joining Hanley Ramirez (2010), Cal Ripken Jr. (1995), Al Dark (1956) and Glenn Wright (1928)...set a franchise record for home runs by a shortstop with 24, besting the previous club record of 22 he set during his 2015 rookie season...became the first shortstop in MLB history to reach the 20-homer mark in each of his first three seasons...set career highs in batting average (.315), on-base percentage (.391), slugging percentage (.550) and OPS (.941), leading all AL shortstops in each category...posted the highest OPS by a major league shortstop since Hanley Ramirez (.954) in 2009...hit .288 (21-for-73) with five doubles, five homers, 14 RBI and an .886 OPS in 18 Postseason starts at shortstop...tied the franchise record for RBI in a single Postseason with Jose Altuve (2017), Carlos Beltrán (2004) and Lance Berkman (2005)...became the first player in MLB history to hit seven career postseason HR prior to turning 24 years old...tied Rich Aurilia (2002) for the major league record for extra-base hits (10) in a single Postseason by a shortstop...homered and hit a walk-off RBI-double off Aroldis Chapman in the ninth inning of Game 2 of the ALCS vs. NY Yankees...became the fourth-youngest player ever to hit a homer in an ALCS game, behind Derek Jeter (1996), Francisco Lindor (2016) and Evan Longoria (2008)...combined to hit back-to-back homers with Jose Altuve in the 10th inning of Game 2 of the World Series vs. Los Angeles-NL, marking the first set of back-to-back homers in extra innings in World Series history...went 3-for-5 with a homer and three RBI in Game 5...at 23 years, 33 days, became the youngest player to have three hits and a homer in a World Series game since Andruw Jones did so in Game 1 of the 1996 World Series for the Braves...became the sixth shortstop in MLB history to have three hits and a homer in a World Series game, joining Alan Trammell (1984), Robin Yount (1982), Bert Campaneris (1973), Phil Linz (1964) and Tommy Thevenow (1926).

MLB FIELDING LEADERS	
DEFENSIVE RUNS SAVED AMONG IFs SINCE 2015	
1. Andrelton Simmons, SS	133
2. Nolan Arenado, 3B	132
3. Matt Chapman, 3B	109
4. Trevor Story, SS/2B	79
5. Ke'Bryan Hayes, 3B	75
6. Carlos Correa, SS	65

2016: Made his first appearance on an Opening Day roster...made his first Opening Day start on April 5 at New York-AL...at 21 years, 195 days, became the youngest Astros player to make an Opening Day start since Cesar Cedeno (21.050) in 1972...also became the youngest shortstop in club history to make an Opening Day start...previously Sonny Jackson (21.277) in 1966...went 1-for-4 with a solo homer, two RBI and two steals on Opening Day...became the youngest Astros player to homer on Opening Day...was his 23rd career homer in his 100th career game, the most by a shortstop through his first 100 games in MLB history, surpassing Nomar Garciaparra (16)...set a career high with four hits on April 6 at New York-AL, hitting his second and third homers of the season...became the youngest visiting player with a multi-homer game at Yankee Stadium since Manny Ramirez in 1993 (ESPN Stats and Info)...became the first Astros player to hit three home runs within the team's first two games in a season...recorded his 100th career RBI in his 156th game on June 5 vs. OAK, reaching that mark faster than any other player in franchise history...named the AL Player of the Week on June 27, becoming the youngest player in club history to win a weekly award (21, previously SS Andruw Jones, 22 years, Sept. 2-8, 1991)...marked his first career weekly award...during the week, led the AL in doubles (4) and extra-base hits (7), while tying for the AL lead in homers (3) and RBI (9)...hit .333 (8-for-24) with a 1.282 OPS (.407 OBP/.875 SLG)...homered in both games of a doubleheader on Aug. 11 at MIN, going 4x8 with a double, four runs scored, one walk and four total RBI...named AL Player of the Week for the week of Aug. 8-14...marked his second weekly award of the season...during the week, he hit safely in all seven of his games at a .429 (12-for-28) clip with six runs, three doubles, three HR, 12 RBI and a 1.324 OPS (.467 OBP/.857 SLG)...recorded his second-consecutive 20-homer season and became the franchise leader in career home runs by a shortstop...batted clean-up in 91 games...marked the most by an AL shortstop since Nomar Garciaparra batted fourth in 114 games in 2000...marked the most by an Astros shortstop in franchise history...tallied four walkoff hits, which led the majors...tied a franchise record for most walk-offs in a season, accomplished by Phil Garner in 1984, Nellie Fox in 1964 and Bob Aspromonte in 1963...recorded 75 walks, which was the most walks by a major league shortstop in a single season since Marco Scutaro walked 90 times in 2009...led AL shortstops in walks (75), doubles (36), RBI (93) and OPS (.804)...he and second baseman Jose Altuve each had 96 RBI, becoming the first AL middle infield combo to reach 95-or-more RBI in the same season since 1950, when Red Sox SS Bobby Doerr (120) and 2B Vern Stephens (144) turned the trick...93 of his 96 RBI came as a shortstop, which set a single-season club record (previously Miguel Tejada, 86 in 2009).

2015: Named the 2015 Jackie Robinson AL Rookie of the Year after getting called up to the majors in June...was the youngest position player in the major leagues, yet hit third for the Astros...earned the MLBPA Players Choice Award for the AL Most Outstanding Rookie and was named the Sporting News AL Rookie of the Year...21-year-old set a club rookie record for home run in a season (22, previously 21, Lance Berkman in 2000)...hit the most homers by a shortstop in a single season in club history (22)...topped the previous record of 20 set by Dickie Thon in 1983...despite playing in just 99 games, led all MLB shortstops in HR, OPS (.857) and slugging (.512), while ranking fourth in on-base percentage (.345)...led all AL rookies in HR, SLG and OPS, while ranking second in RBI and OBP, and third in batting average (min. 400 PA)...among Astros rookies all-time, ranked fourth in OPS and fifth in RBI, which were both the highest totals by an Astros rookie since Hunter Pence in 2007 (.899 OPS/69 RBI)...stole 14 bases, going 14-for-18 (77.8%) in attempts...his 14 steals ranked seventh all-time in club history by a rookie, and marked the most by a Houston rookie since Willy Taveras swiped 34 bags in 2005...according to *Elias*, his 18 home runs were the second-most by a shortstop prior to his 21st birthday in MLB history, behind only Alex Rodriguez (26)...from the date of his major league debut (June 8) through the end of the season, led the Astros in homers, RBI, extra-base hits (45), go-ahead RBI (20), game-winning RBI (8) and slugging percentage, while ranking second in hits (108) and tied for second in steals (14)...began his season at Double A Corpus Christi...was promoted to Triple A Fresno on May 11, and was selected to the major league roster on June 8...made his major league debut on June 8 at Chicago-AL, going 1-for-4 with an RBI-single off Chris Sale...at

LATE NIGHT

Carlos appeared on Jimmy Kimmel Live after the Astros won the World Series in 2017. Jimmy asked Carlos about his proposal to his wife, Daniella which happened on live TV after Houston won the World Series. Carlos told Jimmy that he knew they had a championship-caliber team and was waiting out the proposal to see how far the team could go. Carlos had the ring in his backpack prior to Game 6 and thought that was the night, but the Astros lost. He then got a little nervous about the situation and thought they better win now, because he didn't have a plan B.

3-for-4 with a triple, HR, single, walk, stolen base, four RBI and four runs scored on Oct. 2 at ARI...the only player younger than Correa (21 years, 10 days) to record a homer, triple, and walk in a single game since 1914 was Ted Williams (twice in 1939)...became the youngest player in club history to record four RBI and four runs in the same game, and the youngest Major Leaguer to do so since Miguel Cabrera on July 1, 2003...started at shortstop in all six of Houston's Postseason games...made his first career Postseason appearance in the Wild Card Game at NY...at 21 years, 14 days, became the youngest player in club history to appear in a playoff game...became the third-youngest player to start a playoff game at shortstop in MLB history, behind Miguel Cabrera (2003 NLCS) and Travis Jackson (1924 World Series)...recorded his first career Postseason hit in Game 1 of ALDS, becoming the youngest player in club history to record a hit in the playoffs...went 4-for-4 with two homers, a double and four total RBI in Game 4...joined Carlos Beltrán (Game 5, 2004 NLDS at ATL) as the only Astros players with a multi-homer game in the Postseason...became the second-youngest player in MLB history (21 years, 20 days) to hit multiple HR in a Postseason game, behind only Andruw Jones (19 years, 180 days, Game 1 of the 1996 World Series at NY)...per ESPN Stats & Info, his 11 total bases in Game 4 of the ALDS marked the most by a shortstop in a single postseason game in MLB history...Derek Jeter held the previous record with 10 total bases in Game 1 of the 2006 ALDS vs. DET...per *Elías*, became the youngest player to record at least four hits and four RBI in a postseason game...the only other player to do this before his 25th birthday was Goose Goslin (23), who did so in Game 4 of the 1924 World Series for the Senators...per *Elías*, became the third player age 21 or younger to hit in the third spot in the order in a playoff game all-time, joining Joe DiMaggio (1936 World Series) and Mickey Mantle (1952 World Series).

2014: Played in 16 spring training games, hitting .200 (6-for-30) with two doubles, two homers and three RBI...named the No. 1 prospect, 'Best Defensive Infielder', 'Best Infield Arm' and 'Best Hitter for Average' in Houston's system by *Baseball America*, as well as the No. 7 prospect overall in baseball...was a 2014 California League Midseason All-Star, but suffered a season-ending ankle injury in June (fractured right fibula)...prior to his injury, was leading all California League shortstops with a .969 fielding percentage...named a 2014 MLB.com Organization All-Star...named Lancaster's Player of the Month for May of 2014...received his first career invite to major league Spring Training on January 14, 2014.

2013: Was in minor league camp in spring training, but joined the Astros major league club for four games and hit .455 (5-for-11) with three RBI...helped lead Low-A Quad Cities to a Midwest League Championship title...led all Midwest League shortstops in fielding percentage while spending the season as the second-youngest player in the league...led the Midwest League in OPS (.872) while finishing second in on-base percentage (.405) and third in batting average (.320) during his 2013 season...named a 2013 Midwest League Midseason and Postseason All-Star...named to the 2013 SiriusXM All-Star Futures Game at the Mets Citi Field...earned Quad Cities Player of the Month in May and June (.370, 37-for-100, 6 2B, 2HR, 15 RBI)...played alongside the Astros No. 1 selection from the 2013 draft RHP Mark Appel in 2013, marking the first time in minor league history that two consecutive No. 1 draft picks occupied the same minor league roster...entered the 2013 season ranked by *Baseball America* as the No. 1 prospect, 'Best Power Hitter', 'Best Defensive Infielder' and 'Best Infield Arm' in the Astros system...tabbed by MLB.com as the No. 30 prospect overall and No. 5 shortstop prospect in baseball...ranked by ESPN.com as the No. 24 prospect in baseball.

2012: Named the GCL Astros Defensive Player of the Month in July...following the 2012 season, was named by *Baseball America* as the No. 2 prospect in the GCL behind Byron Buxton.

PROFESSIONAL: Selected by Houston first overall in the 2012 First-Year Player Draft, one pick ahead of teammate Byron Buxton; signed by Astros scouts Larry Pardo and Joey Sola...signed three-year contract with Minnesota on March 23, 2022...signed six-year guaranteed contract through 2028 season with Minnesota on January 11, 2023...the deal includes four team options covering the 2029-32 seasons, each of which can automatically vest based on performance in the previous season.

MLB BATTING LEADERS - RANKS AS SHORTSTOP SINCE 2015

HOME RUNS		RBI		OBP	
1. Francisco Lindor.....	241	1. Francisco Lindor.....	753	1. Corey Seager.....	.363
2. Corey Seager.....	191	2. Xander Bogaerts.....	690	2. Xander Bogaerts.....	.362
3. Carlos Correa.....	185	3. Carlos Correa.....	665	3. Carlos Correa.....	.354
4. Xander Bogaerts.....	163	4. Corey Seager.....	585	4. Trea Turner.....	.346
5. Trevor Story.....	161	5. Brandon Crawford.....	565	5. Francisco Lindor.....	.341
TOTAL BASES		RUNS		OPS	
1. Francisco Lindor.....	2,543	1. Francisco Lindor.....	878	1. Corey Seager.....	.878
2. Xander Bogaerts.....	2,262	2. Xander Bogaerts.....	765	2. Trevor Story.....	.849
3. Carlos Correa.....	1,960	3. Trea Turner.....	672	3. Xander Bogaerts.....	.830
4. Corey Seager.....	1,949	4. Corey Seager.....	624	4. Carlos Correa.....	.827
5. Trea Turner.....	1,899	5. Carlos Correa.....	615	5. Trea Turner.....	.818

CORREA'S PLAYING RECORD																			
YEAR	CLUB	AVG	G	AB	R	H	2B	3B	HR	RBI	SH	SF	HBP	BB	SO	SB	CS	OBP	OPS
2012	GCL Astros	.232	39	155	23	36	11	1	2	9	0	0	1	7	36	5	1	.270	.625
	Greeneville	.371	11	35	5	13	3	1	1	3	1	0	0	5	8	1	0	.450	1.050
2013	Quad Cities	.320	117	450	73	144	33	3	9	86	1	2	8	58	83	10	10	.405	.872
2014	Lancaster	.325	62	249	50	81	16	6	6	57	0	3	5	36	45	20	4	.416	.926
2015	Corpus Christi	.385	29	117	25	45	15	2	7	32	0	0	1	15	25	15	0	.459	1.185
	Fresno	.276	24	98	19	27	6	1	3	12	0	3	0	12	14	3	1	.345	.794
	HOUSTON	.279	99	387	52	108	22	1	22	68	0	4	1	40	78	14	4	.345	.857
2016	HOUSTON	.274	153	577	76	158	36	3	20	96	0	3	5	75	139	13	3	.361	.811
	Corpus Christi	.300	2	10	2	3	1	0	0	1	0	0	0	0	1	0	0	.300	.700
2017	Fresno	.286	4	14	1	4	0	0	0	4	0	1	0	1	4	0	0	.313	.598
	HOUSTON	.315	109	422	82	133	25	1	24	84	0	4	2	53	92	2	1	.391	.941
2018	Corpus Christi	.188	5	16	1	3	1	0	1	2	0	0	0	2	5	0	0	.278	.715
	HOUSTON	.239	110	402	60	96	20	1	15	65	0	11	2	53	111	3	0	.323	.728
2019	Round Rock	.333	6	21	2	7	3	0	0	2	0	0	0	3	5	0	0	.417	.893
	HOUSTON	.279	75	280	42	78	16	1	21	59	0	4	2	35	75	1	0	.358	.926
2020	HOUSTON	.264	58	201	22	53	9	0	5	25	0	1	3	16	49	0	0	.326	.709
2021	HOUSTON	.279	148	555	104	155	34	1	26	92	0	6	4	75	116	0	0	.366	.850
2022	MINNESOTA	.291	136	522	70	152	24	1	22	64	0	4	3	61	121	0	1	.366	.834
2023	MINNESOTA	.230	135	514	60	118	29	2	18	65	0	3	4	59	131	0	0	.312	.711
2024	MINNESOTA	.310	86	319	55	99	20	2	14	54	0	4	3	40	61	0	0	.388	.905
Minor League Totals		.312	299	1165	201	363	89	14	29	208	2	9	15	139	226	54	16	.389	.876
Major League Totals		.275	1109	4179	623	1150	235	13	187	672	0	44	29	507	973	33	9	.354	.826

CORREA'S WILD CARD RECORD																			
YEAR	OPPONENT	AVG	G	AB	R	H	2B	3B	HR	RBI	SH	SF	HB	BB	SO	SB	CS	OBP	OPS
2015	New York-AL	.000	1	4	0	0	0	0	0	0	0	0	0	0	1	0	0	.000	.000
2020	Minnesota	.500	2	6	2	3	0	0	1	1	0	0	0	2	1	0	0	.625	1.625
2023	Toronto	.429	2	7	0	3	0	0	0	1	0	0	1	0	1	0	0	.500	.929
Wild Card Totals		.353	5	17	2	6	0	0	1	2	0	0	1	2	3	0	0	.450	.979

CORREA'S DIVISION SERIES RECORD																			
YEAR	OPPONENT	AVG	G	AB	R	H	2B	3B	HR	RBI	SH	SF	HB	BB	SO	SB	CS	OBP	OPS
2015	Kansas City	.350	5	20	2	7	1	0	2	4	0	0	1	0	5	0	0	.381	1.081
2017	Boston	.235	4	17	3	4	1	0	2	6	0	0	0	2	4	0	0	.316	.963
2018	Cleveland	.100	3	10	1	1	0	0	1	3	0	0	0	3	2	0	0	.308	.708
2019	Tampa Bay	.158	5	19	0	3	1	0	0	1	0	0	0	0	9	0	0	.158	.368
2020	Oakland	.500	4	14	3	7	0	0	3	11	0	0	0	4	3	0	0	.611	1.754
2021	Chicago-AL	.385	4	13	4	5	2	0	0	4	0	0	0	4	2	0	0	.529	1.068
2023	Houston	.400	4	15	1	6	3	0	0	3	0	0	0	1	4	0	0	.438	1.038
Division Series Totals		.306	29	108	14	33	8	0	8	32	0	0	1	14	29	0	0	.390	.992

CORREA'S LEAGUE CHAMPIONSHIP SERIES RECORD																			
YEAR	OPPONENT	AVG	G	AB	R	H	2B	3B	HR	RBI	SH	SF	HB	BB	SO	SB	CS	OBP	OPS
2017	New York-AL	.333	7	27	4	9	3	0	1	3	0	0	0	1	5	0	0	.357	.913
2018	Boston	.316	5	19	2	6	1	0	0	3	0	0	0	3	7	0	0	.409	.778
2019	New York-AL	.182	6	22	2	4	1	0	2	5	0	0	0	3	9	1	0	.280	.780
2020	Tampa Bay	.259	7	27	2	7	1	0	2	5	0	0	0	2	7	0	0	.310	.829
2021	Boston	.250	6	24	5	6	1	0	1	1	0	0	1	1	7	0	0	.308	.724
LCS Totals		.269	31	119	15	32	7	0	6	17	0	0	1	10	35	1	0	.331	.810

CORREA'S WORLD SERIES RECORD																			
YEAR	OPPONENT	AVG	G	AB	R	H	2B	3B	HR	RBI	SH	SF	HB	BB	SO	SB	CS	OBP	OPS
2017	Los Angeles-NL	.276	7	29	3	8	1	0	2	5	0	0	0	1	4	0	0	.300	.817
2019	Washington	.222	7	27	3	6	2	0	1	3	0	0	0	3	9	0	0	.300	.707
2021	Atlanta	.261	6	23	1	6	1	0	0	4	0	0	1	1	4	0	0	.320	.624
World Series Totals		.253	20	79	7	20	4	0	3	12	0	0	1	5	17	0	0	.306	.724

CORREA'S ALL-STAR GAME RECORD																			
YEAR	HOST	AVG	G	AB	R	H	2B	3B	HR	RBI	SH	SF	HB	BB	SO	SB	CS	OBP	OPS
2017	Miami	.000	1	2	0	0	0	0	0	0	0	0	0	0	1	0	0	.000	.000
2021	Colorado	DID NOT PLAY																	
2024	Texas	DID NOT PLAY																	
All-Star Game Totals		.000	1	2	0	0	0	0	0	0	0	0	0	0	1	0	0	.000	.000

CORREA'S CAREER FIELDING RECORD								
POSITION	PCT	G	PO	A	E	TC	DP	PB
Shortstop	.982	1100	1336	2697	75	4108	499	—

CORREA'S PROFESSIONAL INJURED LIST HISTORY		
DATES	INJURY	LEVEL
July 19-September 14, 2024.....	Right Foot Plantar Fasciitis.....	Minnesota.....
April 13-29, 2024.....	Right Intercostal Strain.....	Minnesota.....
September 20-end of 2023 season	Left Foot Plantar Fasciitis.....	Minnesota.....
May 31-June 8, 2022.....	COVID IL.....	Minnesota.....
May 10-18, 2022.....	Right Middle Finger Contusion.....	Minnesota.....
July 9-15, 2021.....	COVID IL.....	Houston.....
August 20-September 17, 2019.....	Back Discomfort.....	Houston.....
May 27-July 26, 2019.....	Fractured Rib.....	Houston.....
June 29-August 10, 2018.....	Lower back Soreness.....	Houston.....
July 18-September 3, 2017.....	Torn Ligament in Left Thumb.....	Houston.....
May 3-10, 2013.....	Right Thumb Contusion.....	Single-A Quad Cities.....



»» Carlos made the All-Star team in 2024 and immediately Facetimed his wife and kids to share the good news. It marked Correa's third career All-Star nod, first as a Twin. Correa did not play in the game, resting his plantar fasciitis, but attended the week's festivities in Arlington/Dallas with his family.



54

DANNY COULOMBE

LHP

H/W: 5-9/209 **B/T:** L/L
OPENING DAY AGE: 35
BORN: 10/26/1989 in St. Louis, MO
RESIDES: Plano, TX

ACQUIRED: Signed as free agent, 2/7/25
M.L. SERVICE: 6 years, 8 days
OPTIONS USED: 3 of 3
CONTRACT STATUS: Signed thru 2025

PERSONAL: Daniel Paul Coulombe (pronounced KOO-loam)...Instagram: @danny_coulombe...he and his wife, Lauren have two sons, Theo and Thomas...Theo was diagnosed with autism in the fall of 2021 and Danny and Lauren have since worked to raise autism awareness...attended the ribbon-cutting ceremony of the Twins Sensory Suite at Lee Health Sports Complex on February 21, in further support of autism awareness; helped cut the ribbon along with local and state government officials, executives from the Twins, Lee Health, Lee County and Family Initiative, Inc....grandfather, Bertrand Oscar Coulombe, served in the United States Air Force during World War II...participated in the Orioles 2024 Birdland Caravan during offseason for Orioles organization...pitched at the University of Southern California for one year (2009) and South Mountain Community College for one year (2010) before transferring to Texas Tech, where he took a medical redshirt (2011) while recovering from Tommy John surgery and pitched one season (2012)...graduated from Chaparral High School (AZ), where he was named the 2008 4A State Player of the Year, a Louisville Slugger All-American, an ABCA/Rawlings Third-Team All-American and a *Baseball America* Third-Team All-American.

CAREER HIGHLIGHTS: Returns to Twins for second time after pitching for Minnesota from 2020-22...over last three seasons — one with Twins and two with Orioles — he has gone 6-3, 2.41 ERA (93.1 IP, 25 ER) with 99 strikeouts and a .197 opponent batting average...Twins are one of six organizations he has pitched for (Los Angeles-NL - 2012-15, Oakland - 2015-18, New York-AL - 2019, Milwaukee - 2019, Baltimore - 2023-24)...made major league debut September 16, 2014 at Colorado (with Los Angeles-NL), tossing 1.0 scoreless inning (1 K).

POSTSEASON CAREER: Has appeared in three career Postseason games, all with Baltimore in 2023 and '24...**2023:** Made two appearances with Orioles in 2023 ALDS against Texas, pitching 1.0 total inning of relief, appearing in Game 1 on October 7, walking one and getting two outs...struck out only batter faced in Game 2 on October 8...**2024:** Made one appearance in Game 2 of ALWCS against Kansas City, pitching 0.2 innings of relief with one hit allowed and one strikeout.

2024:

- * Pitched second season with Baltimore.
- * Secured his only save on April 29 vs. New York-AL; stranded a runner on first base with tying run due up with no outs in the ninth inning.
- * Posted a 1.40 ERA (19.1 IP, 3 ER) after April 28; four of his seven runs allowed came in an eight-game stretch from July 11-28.
- * Earned his only win on May 15 vs. Toronto; pitched a scoreless ninth inning before Adley Rutschman's two-run walk-off homer.
- * Placed on the 15-day Injured List with left elbow inflammation on June 11; transferred to the 60-day IL on July 13 following left elbow surgery to remove bone chips; began a rehab assignment with Triple-A Norfolk on September 11; reinstated from the IL on September 20.
- * Tossed 3.2 scoreless innings on two hits and two walks with four strikeouts in four September games after returning from the IL; his last three appearances and six of his last eight games since May 31 were hitless.
- * On the season, posted a Pitching Run Value of 14, ranking second on the Orioles staff behind Corbin Burnes (25).
- * Opponents slashed .147/.187/.265 (15-for-102) with three doubles and three homers; among pitchers with at least 30 appearances, led MLB in opponent on-base percentage and ranked fourth in opponent batting average and OPS (.452).
- * Righties slashed .129/.194/.290 (8-for-62) with a double and three homers compared to .175/.175/.225 (7-for-40) with two doubles against lefties; among lefty pitchers with at least 50 batters faced, his opponent batting average and on-base percentage against right-handed batters were the best by a lefty pitcher while his .484 OPS ranked second behind Philadelphia's Matt Strahm (.438).
- * Held batters to a .091 average (3-for-33) with runners on base and did not allow a hit in 19 at-bats with runners in scoring position.
- * Elected free agency on November 4 and signed one-year contract with Twins on February 6, 2025.

2023: Owned a 5-3 record with a 2.81 ERA (51.1 IP, 16 ER) in 61 appearances with the Orioles; set career highs with 58 strikeouts and 22 holds...his 30.4 hard-hit rate ranked in the top five percent of MLB, while his 3.04 xERA ranked in the top nine percent of MLB, per Statcast...inherited 49 runners, tied for the sixth-most in MLB...acquired by the Orioles from the Minnesota Twins in exchange for cash considerations on 3/27 and made his fourth career Opening Day roster...earned his first win with the O's on April 3 at TEX, his first since August 18, 2021 vs. CLE with MIN...placed on the Bereavement List on June 3 and reinstated on June 6...earned his first career save in his 233rd career appearance on July 16 vs. MIA after allowing one run on two hits in 0.2 inning...placed on the 15-day Injured List with left biceps tendonitis on August 10, retroactive to

CAREER HIGHS

IP: 3.0, 8/5/16 vs. CHC
SO: 5, 9/12/16 at KC
Walks: 3, 3x, last 6/13/18 vs. HOU
CG: --
Low-Hit CG: --
Win-Streak: 3, 5/28-9/3/23



MLB PITCHING LEADERS

ERA AMONG LEFTIES SINCE 2022
(minimum of 90.0 innings pitched)

1. Tyler Holt	2.19
2. Danny Coulombe	2.41
3. Jeffrey Springs	2.44
4. Dylan Lee	2.49
5. Brooks Raley	2.58

MLB PITCHING LEADERS

WHIP AMONG LEFTIES SINCE 2022 (minimum of 90.0 innings pitched)

1. Tyler Holton.....	0.84
2. Matt Strahm.....	0.98
3. Tarik Skubal.....	0.99
4. Danny Coulombe.....	1.00
5. Shoto Imanaga.....	1.02

opponents scoreless in seven of first eight appearances from April 8-May 7 (0.82 ERA)...placed on 15-day Injured List on May 11 with left hip impingement...appeared in two games on rehab assignment, one with Double-A Wichita and one with Triple-A St. Paul; reinstated on May 27... appeared in one game on May 27 vs. Kansas City and was placed on 15-day IL again on May 28 with same injury, which ended his season... transferred to 60-day IL on July 25...held left-handed hitters to a .439 OPS, compared to .563 for right-handed hitters...cleared waivers and outrighted off the 40-man roster on October 20, electing free agency...re-signed with Minnesota on minor league contract with an invite to spring training on December 29.

2021: Was an invite to Twins spring training for second-straight season; reassigned to minor league camp on March 14...began season with Triple-A St. Paul and allowed earned runs in just three of 14 appearances with the Saints (1.77 ERA)...had contract selected by Minnesota on June 25 (Luke Farrell - IL); spent rest of season with Twins...was the Opener in his season debut with the Twins on June 25 vs. Cleveland, allowing three runs (1 earned) on two hits in 1.2 innings pitched...marked first career start (156th career appearance)...after his first outing, posted a season-long seven-game scoreless streak from June 29-July 22, allowing five hits and one walk with 14 strikeouts over 8.2 innings pitched in that span...placed on Paternity List from July 17-19 as he and his wife Lauren welcomed their second son, Thomas...set season high with four strikeouts (2.0 IP) on July 22 vs. Los Angeles-AL, his most strikeouts in an appearance since May 5, 2018 vs. Baltimore (also 4)...Held left-handed batters to a .250 (11-for-44) batting average, compared to right-handers hitting .276 (24-for-87)...tied his career high with three wins (also 2016 with Oakland)...earned the relief win with scoreless outings on July 10 at Detroit (1.1 IP), August 3 at Cincinnati (1.1 IP) and August 18 vs. Cleveland (1.0 IP)...posted second-best WHIP of career (1.22) behind his 2016 total with Oakland (1.13)...re-signed with Minnesota on a minor league contract with an invite to 2022 spring training on December 1.

2020: Was an invite to Twins spring training, pitching in four games, allowing one run on one hit on 4.0 innings...began season in Twins Player Pool at alternate training site in St. Paul...contract selected by Twins August 22 and made Twins debut that night at Kansas City, pitching 2.0 scoreless innings...appeared in one more game then was designated for release or assignment August 28...cleared waivers and was assigned to alternate training site.

2019: Was a non-roster invite to New York-AL spring training and began season with Triple-A Scranton/Wilkes-Barre...appeared in 16 games for the RailRiders, going 2-2, 5.16 ERA (22.2 IP, 13 ER) before being released on July 1...signed by the Milwaukee organization July 11 and reported to Triple-A San Antonio...8 of his 14 appearances with the Missions were scoreless, posting a 4.15 ERA (13.0 IP, 6 ER) with two walks and 18 strikeouts...released by San Antonio August 29 and signed back to Scranton/Wilkes-Barre; appeared in one game, finishing his season...combined to go 4-2, 4.71 ERA (36.1 IP, 19 ER) with 17 walks and 61 strikeouts in 31 games with both teams combined...held left-handed batters to a .211 average and right-handed batters to a .300 average.

OPERATION HOME BASE

Danny's Grandfather, Bertrand "Frenchie," was a staff sergeant and flight engineer on a B-17 that was badly damaged by enemy gunfire over Berlin in World War II. As they struggled to make it back to base, they found themselves escorted by a German fighter, whose pilot chose to safely guide them back to England instead of shooting down the aircraft. The story is told in the book "A Higher Call" which is a *New York Times* Bestseller - hundreds of thousands of copies sold worldwide.

(17-for-75), right-handed batters - .208 (20-for-96)...set a career high in strikeouts (54)...earned his first major league win June 13 vs. Texas...threw a career-high 3.0 innings (0 H, 0 R, 1 BB, 4 K) August 5 vs. Chicago-NL...allowed a career-high four earned runs on both August 11 vs. Baltimore (1.0 IP) and September 2 vs. Boston (0.2 IP)...had a career-high five strikeouts on September 12 at Kansas City (2.0 IP)...in 20 games at Nashville, compiled a 1.08 ERA (25.0 IP, 3 ER).

2015: Split the season between the Los Angeles-NL and Oakland, logging a 5.63 ERA (16.0 IP, 10 ER) in 14 relief appearances...began the season in the Dodgers organization and had a 7.56 ERA (8.1 IP, 7 ER) in five games over five stints with Los Angeles-NL...yielded runs in all five outings...was designated for assignment by the Dodgers September 6 and acquired by Oakland September 10...compiled a 3.52 ERA (7.2 IP, 3 ER) in nine appearances for the A's...began the season and spent most of the year at Triple-A Oklahoma City (Los Angeles-NL), where he went 3-1 with one save and a 3.27 ERA (41.1 IP, 15 ER) in 38 relief appearances...was designated for assignment by Oakland on November 15 and outrighted on December 2.

2014: Saw his first major league action as a September call-up with the Dodgers, posting a 4.15 ERA (4.1 IP, 2 ER) in five relief appearances...had his contract selected September 16 and made his major league debut that night at Colorado, striking out his first batter Chohan (Rafael Ynoa) in a perfect inning...split the minor league season between High-A Rancho Cucamonga and Double-A Chattanooga, going 3-0 with six saves and a 2.89 ERA (65.1 IP, 21 ER) in 49 relief appearances...his 12.67 K/9.0 IP ratio (92 K) ranked ninth in the minors (min. 60.0 IP)...following the season, pitched for Glendale in the Arizona Fall League and did not allow a run in four relief appearances (3.0 IP).

August 9; made one rehab appearance on August 22 with Triple-A Norfolk vs. Durham and pitched 1.0 perfect inning with two strikeouts; reinstated from the IL on August 24...registered his second career save on August 25 vs. COL; struck out the only batter he faced on one pitch after entering with a 2-2 count and two outs; became the third pitcher in MLB history to earn a save with a strikeout on one pitch, per STATS Perform...made his Postseason debut in Game 1 of the ALDS vs. TEX and worked 0.2 scoreless innings with one walk while stranding an inherited runner; also appeared in ALDS Game 3 at TEX and worked 0.1 scoreless inning with one strikeout, stranding a pair of inherited runners.

2022: Re-signed with Twins as minor league free agent on December 1 and was invited to spring training...made Twins Opening Day roster, third of career and first since 2018 with Oakland...held opponents scoreless in seven of first eight appearances from April 8-May 7 (0.82 ERA)...placed on 15-day Injured List on May 11 with left hip impingement...appeared in two games on rehab assignment, one with Double-A Wichita and one with Triple-A St. Paul; reinstated on May 27... appeared in one game on May 27 vs. Kansas City and was placed on 15-day IL again on May 28 with same injury, which ended his season... transferred to 60-day IL on July 25...held left-handed hitters to a .439 OPS, compared to .563 for right-handed hitters...cleared waivers and outrighted off the 40-man roster on October 20, electing free agency...re-signed with Minnesota on minor league contract with an invite to spring training on December 29.

MLB PITCHING LEADERS

BAA AMONG LEFTIES SINCE 2022 (minimum of 90.0 innings pitched)

1. Tyler Holton.....	.181
2. Josh Hader.....	.185
3. Aroldis Chapman.....	.187
4. Blake Snell.....	.191
5. Danny Coulombe.....	.197

2018: Made second career and consecutive Opening Day roster with Oakland, going 1-1 with a 4.56 ERA (23.2 IP, 12 ER) in 27 appearances over four stints with Oakland (March 27-April 20, April 27-June 13, June 22, September 1-3)...opponents hit .279 (24-for-86): LH .317 (13-for-41), RH .244 (11-for-45)...designated for assignment on September 3 and outrighted September 5...also pitched 23 games (1 start) for Triple-A Nashville, where he posted a 2-1 record with a 2.54 ERA (28.1 IP, 8 ER)...made the first start of his professional career on August 26 at Memphis (2.0 IP, 2 H, 1 BB, 1 K).

2017: Spent first full season in the major leagues with Oakland...ranked fifth in the AL with 72 appearances while going 2-2 with a 3.48 ERA (51.2 IP, 20 ER)...opponents hit .240 (46-for-192): left-handed batters - .214 (22-for-103), right-handed batters - .270 (24-for-89)...was scoreless in 57-of-72 games but pitched less than 1.0 IP in 42-of-72 outings.

2016: Began the season at Triple-A Nashville but had his contract selected by Oakland on May 10 and made 35 appearances over five major league stints...was 3-1 with a 4.53 ERA (47.2 IP, 24 ER) with Oakland while holding opponents to a .216 batting average (37-for-171): left-handed batters - .227 (17-for-75), right-handed batters - .208 (20-for-96)...set a career high in strikeouts (54)...earned his first major league win June 13 vs. Texas...threw a career-high 3.0 innings (0 H, 0 R, 1 BB, 4 K) August 5 vs. Chicago-NL...allowed a career-high four earned runs on both August 11 vs. Baltimore (1.0 IP) and September 2 vs. Boston (0.2 IP)...had a career-high five strikeouts on September 12 at Kansas City (2.0 IP)...in 20 games at Nashville, compiled a 1.08 ERA (25.0 IP, 3 ER).

2015: Split the season between the Los Angeles-NL and Oakland, logging a 5.63 ERA (16.0 IP, 10 ER) in 14 relief appearances...began the season in the Dodgers organization and had a 7.56 ERA (8.1 IP, 7 ER) in five games over five stints with Los Angeles-NL...yielded runs in all five outings...was designated for assignment by the Dodgers September 6 and acquired by Oakland September 10...compiled a 3.52 ERA (7.2 IP, 3 ER) in nine appearances for the A's...began the season and spent most of the year at Triple-A Oklahoma City (Los Angeles-NL), where he went 3-1 with one save and a 3.27 ERA (41.1 IP, 15 ER) in 38 relief appearances...was designated for assignment by Oakland on November 15 and outrighted on December 2.

2014: Saw his first major league action as a September call-up with the Dodgers, posting a 4.15 ERA (4.1 IP, 2 ER) in five relief appearances...had his contract selected September 16 and made his major league debut that night at Colorado, striking out his first batter Chohan (Rafael Ynoa) in a perfect inning...split the minor league season between High-A Rancho Cucamonga and Double-A Chattanooga, going 3-0 with six saves and a 2.89 ERA (65.1 IP, 21 ER) in 49 relief appearances...his 12.67 K/9.0 IP ratio (92 K) ranked ninth in the minors (min. 60.0 IP)...following the season, pitched for Glendale in the Arizona Fall League and did not allow a run in four relief appearances (3.0 IP).

AUTISM ADVOCATE

Danny's son Theo was diagnosed with autism just prior to his third birthday in 2021. Coulombe has been very open and outspoken about his son's disorder and describes Theo as "literally the nicest kid he's ever known." In 2024 Danny and his wife became involved in the charity called Pathfinders for Autism, started by former Baltimore Oriole, B.J. Surhoff.

2013: Posted a 4-2 record with one save and a 4.05 ERA (66.2 IP, 30 ER) in 54 appearances with High-A Rancho Cucamonga (Los Angeles-NL)... ranked second in the California League among relievers with a .189 opponents' batting average...following the season, pitched for Mayagüez in the Puerto Rican Winter League and compiled a 2.00 ERA (9.0 IP, 2 ER) in 10 relief appearances.

2012: Combined to go 0-1 with a 3.20 ERA (25.1 IP, 9 ER) in 23 appearances with Rookie-level Ogden (Los Angeles-AL) and Single-A Great Lakes in his first professional season...had a 13.14 K/9.0 IP ratio (37 K / 25.1 IP).

PROFESSIONAL: Was originally selected by Los Angeles-NL in the 17th round of the 2008 First-Year Player Draft but did not sign...drafted by Dodgers again in the 25th round of the 2012 Draft...acquired by Oakland from the Dodgers in exchange for cash considerations September 10, 2015...signed by New York-AL as a minor league free agent December 16, 2018...signed with Minnesota as a minor league free agent, December 20, 2019...acquired by Baltimore from Twins in exchange for cash considerations on March 27, 2023...granted free agency after 2024 season and signed with Minnesota on February 7, 2025.

COULOMBE'S PITCHING RECORD																			
YEAR	CLUB	W-L	ERA	G	GS	CG	SHO	SV	IP	H	R	ER	HR	HB	BB	SO	WP	K/9	BAA
2012	Great Lakes	0-1	3.72	20	0	0	0	1	19.1	15	8	8	0	3	17	29	6	13.5	.217
	Ogden	0-0	1.50	3	0	0	0	0	6.0	3	2	1	0	0	1	8	1	12.0	.125
2013	Rancho Cucamonga	4-2	4.05	54	0	0	0	1	66.2	46	37	30	7	2	48	85	17	11.5	.189
2014	Rancho Cucamonga	3-0	3.05	31	0	0	0	5	44.1	33	16	15	3	1	17	61	8	12.4	.206
	Chattanooga	0-0	2.57	18	0	0	0	1	21.0	18	9	6	1	2	10	31	0	13.3	.231
	LOS ANGELES-NL	0-0	4.15	5	0	0	0	0	4.1	5	3	2	1	0	2	4	2	8.3	.250
2015	Oklahoma City	3-1	3.27	38	0	0	0	1	41.1	35	16	15	1	2	24	41	1	8.9	.276
	LOS ANGELES-NL	0-0	7.56	5	0	0	0	0	8.1	9	7	7	0	0	6	7	1	7.6	.265
	OAKLAND	0-0	3.52	9	0	0	0	0	7.2	8	3	3	0	0	3	4	1	4.7	.276
2016	Nashville	0-0	1.08	20	0	0	0	0	25.0	18	4	3	0	0	6	35	3	12.6	.200
	OAKLAND	3-1	4.53	35	0	0	0	0	47.2	37	24	24	6	0	17	54	3	10.2	.216
2017	OAKLAND	2-2	3.48	72	0	0	0	0	51.2	46	22	20	4	4	22	39	5	6.8	.280
2018	Nashville	2-1	2.54	23	1	0	0	0	28.1	30	11	8	3	4	6	28	1	8.9	.240
	OAKLAND	1-1	4.56	27	0	0	0	0	23.2	24	13	12	5	0	11	26	2	9.9	.279
2019	Scranton/Wilkes-Barre	3-2	5.01	17	0	0	0	1	23.1	26	13	13	5	4	15	43	1	16.6	.277
	San Antonio	0-0	4.15	14	0	0	0	0	13.0	13	7	6	4	1	2	18	3	12.5	.245
2020	MINNESOTA	0-0	0.00	2	0	0	0	0	2.2	2	0	0	0	0	3	3	0	10.1	.200
2021	St. Paul	1-1	1.77	14	0	0	0	2	20.1	16	6	4	1	0	3	27	0	12.0	.211
	MINNESOTA	3-2	3.67	29	1	0	0	0	34.1	35	17	14	5	0	7	33	0	8.6	.267
2022	Wichita	0-0	0.00	1	1	0	0	0	1.0	0	0	0	0	0	1	0	0	0.0	.000
	St. Paul	0-0	9.00	1	0	0	0	0	1.0	2	1	1	1	0	0	1	0	9.0	.400
	MINNESOTA	0-0	1.46	10	0	0	0	0	12.1	7	3	2	0	0	9	9	1	6.6	.163
2023	Norfolk	0-0	0.00	1	0	0	0	0	1.0	0	0	0	0	0	0	2	0	18.0	.000
	BALTIMORE	5-3	2.81	61	0	0	0	2	51.1	45	17	16	4	2	12	58	2	10.2	.231
2024	Norfolk	0-0	0.00	3	0	0	0	0	2.2	2	0	0	0	0	0	2	0	6.8	.200
	BALTIMORE	1-0	2.12	33	0	0	0	1	29.2	15	7	7	3	0	5	32	2	9.7	.147
Minor League Totals		17-8	3.15	258	2	0	0	12	314.1	257	130	110	26	19	150	411	41	11.8	.221
Major League Totals		15-9	3.52	288	1	0	0	3	273.2	233	116	107	28	6	97	269	19	8.9	.230

COULOMBE'S WILD CARD SERIES RECORD																			
YEAR	OPPONENT	W-L	ERA	G	GS	CG	SH	SV	IP	H	R	ER	HR	HB	BB	SO	WP	K/9	BAA
2024	Kansas City	0-0	0.00	1	0	0	0	0	0.2	1	0	0	0	0	0	1	0	13.5	.333

COULOMBE'S DIVISION SERIES RECORD																			
YEAR	OPPONENT	W-L	ERA	G	GS	CG	SH	SV	IP	H	R	ER	HR	HB	BB	SO	WP	K/9	BAA
2023	Texas	0-0	0.00	1	0	0	0	0	1.0	0	0	0	0	0	1	1	0	9.0	.000

COULOMBE'S CAREER FIELDING RECORD																			
POSITION	PCT	G	PO	A	E	TC	DP	PB											
Pitcher	.975	288	9	30	1	40	0	—											

COULOMBE'S PROFESSIONAL INJURED LIST HISTORY		
DATES	INJURY	
June 9-September 20, 2024	Left Elbow Inflammation	
August 9-24, 2023	Left Biceps Tendinitis	
May 28-end of 2022 season	Left Hip Impingement	
May 11-May 27, 2022	Left Hip Impingement	
April 12-May 14, 2019	Left Shoulder Strain	



68

RANDY DOBNAK

NON-ROSTER INVITE

RHP

H/W: 6-0/235 **B/T:** R/R
OPENING DAY AGE: 30
BORN: 1/17/1995 in South Park PA
RESIDES: Falling Waters, WV

ACQUIRED: Signed as undrafted free agent, 7/28/17
M.L. SERVICE: 3 years, 52 days
OPTIONS USED: 1 of 3
CONTRACT STATUS: Signed thru 2025 w/ club option for '26-'28

PERSONAL: Randy Travis William Dobnak (DAWB-nack)...Twitter: @Dobnak_...Instagram: @dobnak_...wife Aerial...daughter, River, born in December 2023...went undrafted out of Division II Alderson Broaddus University (WV) in 2017; Alderson Broaddus baseball retired his number 00 in December 2021...joined the Utica Unicorns of the United Shore Professional Baseball League for six weeks prior to signing with the Twins on July 28, 2017...while pitching for Utica, he earned extra money as an Uber driver with a rating of 4.99/5...had been driving Uber and Lyft since 2017...told MLB.com in 2019, "I have one four-star. I'm hoping it was a mistake. I don't remember doing anything bad"...also just prior to joining the big leagues, Dobnak worked as a consultant for Jordan Tax & Accounting Services in Bethel Park, PA (2017), an accounting clerk at Accountant and Associates in PA (2017), pizza delivery for Italian Village Pizza in South Park, PA (2012-13) and supermarket stocker at Foodland in Pittsburgh (2010-12)...participated in 2019-20 Twins Winter Caravan...he and his wife are very involved with St. Jude's Children's Research Hospital, raising thousands of dollars since his arrival in the major leagues in 2019...the couple married in September 2019...during one of Randy's starts leading up to the wedding, word of the couple's wedding registries went viral on social media in Twins Territory and fans purchased several items for the couple on their registry...immediately following this, the Dobnaks added an option to their registry: a direct link to donate funds to St. Jude's Children's Hospital, raising more than \$4,000...that following January, they flew to Memphis to meet with patients and learn more about how to support the St. Jude mission...the couple is very passionate about the cause after Aerial Dobnak lost a friend to cancer during her freshman year at Alderson Broaddus University...during August/September 2020, with help from Great Lakes Bat Co., the couple managed to raise \$25,000 for St. Jude through T-shirt sales; the shirt has Randy's signature look with a silhouette image of his face with in-game glasses and fu manchu mustache...in September 2021, the Dobnaks took part in the St. Jude virtual 5K walk/run event, helping to raise nearly \$5,000...he and his wife bought their first home over 2020 Christmas in Falling Waters, WV...uses warm-up song "Take Me Home, Country Roads" by John Denver...posted a video on Twitter/Instagram in mid-November 2021 surprising his parents around their birthdays that he would pay off the remaining amount on their mortgage at their home in Pennsylvania.

CAREER HIGHS

IP: 7.0, 9/3/21 at TB
SO: 6, 9/25/19 at DET
Walks: 3, 6/9/21 vs. NYY
CG: --
Low-Hit CG: --
Win-Streak: 5, 7/31-8/22/20



CAREER HIGHLIGHTS: Set Triple-A St. Paul Saints franchise single-season strikeout record with 107th strikeout on September 14, 2023 at Iowa, fanning David Bote...previous record held by Ronny Henriquez (106 in 2022)...signed five-year contract with three option years with Twins during spring training of 2021...made major league debut August 9, 2019 vs. Cleveland, pitching 4.0 scoreless innings of relief...recorded first major league win September 20, 2019 vs. Kansas City...winner of 2019 Jim Rantz Award for Twins minor league Pitcher of the Year.

POSTSEASON CAREER: 2020: Was on Postseason roster for AL Wild Card Series vs. Houston but did not appear...**2019:** Started Game 2 of the ALDS October 5, 2019 at New York-AL, allowing four runs on six hits in 2.0 innings pitched...became the fourth rookie pitcher in Twins history (6th occurrence) to start a Postseason game, 18th to ever pitch in one...prior to Dobnak, the last Twins rookie to start in the Postseason was Brian Duensing in 2009 in Game 1 of the ALDS at New York-AL...the two other rookies to start in the Postseason for the Twins: Boof Bonser (Game 2, ALDS vs. OAK in 2006) and Les Straker (3 starts in 1987; Game 3 of ALCS at DET, Game 3 of WS at STL and Game 6 of WS vs. STL).

2024:

- Spent fifth spring training with Minnesota and reassigned to minor league camp on March 6.
- Began season with Triple-A St. Paul and split first few weeks of season between Saints' rotation and bullpen.
- Set professional career high with 10 strikeouts on June 15 at Louisville (6.0 IP)...threw 100 pitches, becoming first pitcher in Saints franchise history with 10-plus strikeouts and 100-plus pitches in one game...the start earned him International League Pitcher of the Week honors.
- Went 5-0, 1.70 ERA (42.1 IP, 8 ER) with 16 walks and 42 strikeouts in an eight-start stretch from June 15-July 25 and had contract selected by Minnesota on July 30.
- Made first appearance with Twins in relief role, pitching 1.0 scoreless inning on July 31 at New York-NL, allowing one hit with one walk and one strikeout...marked first appearance in major leagues since September 3, 2021 - a span of 1,062 days.
- Appeared in four games for Minnesota, allowing five runs on nine hits in 7.2 innings pitched (5.87 ERA), and was optioned to St. Paul on August 12.
- Won 10th game of season with Saints on August 23 against Scranton/Wilkes-Barre, becoming first 10-game winner in Saints franchise history.
- Designated for release or assignment by Minnesota on September 16 when the Twins claimed Cole Irvin off waivers from Baltimore...cleared waivers and accepted assignment to St. Paul on September 18.
- Stayed in St. Paul after conclusion of Saints' season and continued workouts to be ready for major league club in final week of Twins' season...recalled for final time on September 29 and appeared in Twins final game.
- Went 8-7, 4.61 ERA (113.1 IP, 58 ER) in 24 starts for Saints, compared to 4-0, 3.25 ERA (27.2 IP, 10 ER) in eight relief appearances.
- Led Saints staff in strikeouts (134) and ranked second in starts (24) and innings pitched (133.1).

2023: Spent fourth career spring training with Minnesota...reassigned to minor league camp on March 22 and spent entire season with Triple-A St. Paul...was Saints' number two starter, making first start on April 2 at Toledo, allowing one run on three hits in 4.2 innings pitched, with five walks and five strikeouts...earned fourth professional save on May 12 vs. Indianapolis, pitching 3.0 shutout innings in a Saints 2-1 victory...set season-high with seven strikeouts three times: June 14 at Louisville (5.1 IP), August 3 at Columbus (5.0 IP) and September 21 vs. Toledo (6.0 IP)...went 0-1, 3.15 ERA (20.0 IP, 7 ER) with seven walks and 19 strikeouts in five July games (4 starts)...set St. Paul Saints single-season strikeout record with 107th strikeout on September 14 at Iowa, fanning David Bote...previous record held by Ronny Henriquez (106 in 2022)...held left-handed batters to a .289 average, compared to .302 vs. right-handed batters...led Saints staff in starts (26), innings pitched (126.1) and strikeouts (115)...tied for second in International League in starts, sixth in strikeouts and tied for seventh in innings pitched...among all Triple-A pitchers, ranked tied for sixth in starts, tied for 13th in innings pitched and 15th in strikeouts.

2022: Began the season on 60-day Injured List with a right middle finger sprain (placed on March 21, also to make room on the 40-man roster for Jhon Romero)...worked out at Twins spring training complex in Fort Myers, Florida all summer...made eight total rehab outings, two with FCL Twins, one with Low-A Fort Myers and five with Triple-A St. Paul...removed from 60-day IL and outrighted off the 40-man roster on September 14...made three starts for Saints after Sept. 14, going 0-1, 2.38 ERA (11.1 IP, 3 ER), eight walks, 12 strikeouts and a .175 (7-for-40) opponent batting average in those outings...overall went 1-2, 4.32 ERA (25.0 IP, 12 ER), 16 walks, 23 strikeouts and a 1.56 WHIP in 11 games (6 starts) in the minors, including rehab.

2021: Spent second spring training with Minnesota and signed a five-year contract extension on March 29 that included club options for 2026, '27 and '28...made Twins Opening Day roster for second time in career and began season out of the bullpen...was dealt the loss on Opening Day April 1 at Milwaukee, allowing one unearned run in the bottom of the 10th inning in a Twins 6-5 defeat...went 0-3, 8.16 ERA (14.1 IP, 13 ER) with three walks and 11 strikeouts in seven relief appearances from April 1-May 1 and was optioned to Triple-A St. Paul May 2...made three appearances for the Saints from May 6-16, posting a 3.38 ERA (13.1 IP, 5 ER) and an opponent batting average of .213 (10-for-47), earning a recall by Minnesota May 21...made first start of season May 21 at Cleveland, pitching 6.0 shutout innings with three hits allowed, two walks and five strikeouts, earning his first win of the season in a 10-0 Twins victory...pitched primarily out of the rotation from May 21-June 19 and went 1-3, 7.67 ERA (29.1 IP, 25 ER) in five starts until being placed on the 10-day Injured List with a right middle finger strain June 24...made two starts on rehab assignment, one August 21 for Low-A Fort Myers and the other August 26 for St. Paul; returned and reinstated September 1...made final appearance of season in a start September 3 at Tampa Bay, setting a career high with 7.0 innings pitched, allowing five earned runs on six hits...placed back on 10-day Injured List September 9 with a right middle finger strain for second time...transferred to 60-day IL September 11...placed on 60-day Injured List with a right middle finger strain March 21, 2022.

2020: Started season in Twins rotation with Jake Odorizzi on the 10-day Injured List (right intercostal strain), Dobnak's first Opening Day roster of career...made first start of season in club's second game July 25 at Chicago-AL, allowing one run on three hits in 4.0 innings pitched and was dealt the loss...posted career-best 13.0-inning scoreless streak from July 25-August 10, the longest individual scoreless streak by a Twins pitcher in 2020...did not allow a home run in first four starts (20.0 innings) until a Hunter Dozier first-inning three-run shot August 16 at Kansas City...allowed just one run in first three starts over a total of 15.0 innings pitched (0.60 ERA) July 25-August 5...won a career-best five consecutive starts July 31-August 22, going 5-0, 1.71 ERA (26.1 IP, 5 ER) with five walks and 13 strikeouts during that span...marked longest win streak by a Twins rookie starter since Tyler Duffey won five straight decisions from August 15-September 26, 2015...also marked the first time a Twins rookie starter won at least five straight starts since Francisco Lirio won six starts in a row from June 11-July 8, 2006...tied with Marco Gonzales and Zach Davies for the second-longest streak in baseball, trailing Yu Darvish (7)...streak was snapped August 29 at Detroit, allowing career-highs in hits (12) and earned runs (6) over 4.1 innings pitched in a 8-2 loss...went 1-3, 8.27 ERA (16.1 IP, 15 ER) with six walks and 11 strikeouts in a four-start stretch August 29-September 15...optioned to alternate training site in St. Paul September 16 (Odorizzi reinstated)...allowed just three homers in 46.2 innings on the season...allowed just four longballs in his first 75.0 career innings, good for a 0.48 homers-per-9.0 ratio, best in MLB from his debut on August 9, 2019 through the end of the 2020 season (min 75.0 IP)...induced nine double plays on the season, tied for third most in the AL and tied for fifth most in MLB...induced three in back-to-back starts August 22-29, tying the Twins record (1961-present) for most consecutive starts with at least three GIDPs, shared by eight other pitchers; the last to turn the trick, other than Dobnak, was Mike Pelfrey from June 7-13, 2015...hit two batters in consecutive starts Sept. 8-15, tying the Twins record (Ricky Nolasco, August 26-31, 2014)...ranked first among American League rookies in walks-per-9.0 IP (2.51), tied for first in wins (6) and sixth in innings pitched (46.2)...was on Postseason roster for AL Wild Card Series with Houston but did not appear...named Bill Boni Award winner for Twins Most Outstanding Rookie, an award voted on by the Twin Cities Chapter of the BBWAA.

2019: Made stops at three levels of the Twins minor league system, beginning with High-A Fort Myers, where he would allow one run over four starts (22.1 IP) for a 0.40 ERA...promoted to Double-A Pensacola on May 2 where he went 4-2, 2.57 ERA (66.2 IP, 19 ER) over 11 games (10 starts)...made two stints with Triple-A Rochester, combining to go 4-1, 2.00 ERA (36.0 IP, 8 ER)...earned Twins minor league Pitcher of the Week for the week ending July 28 after making two starts with the Red Wings, going 2-0 with a 1.46 ERA (12.1 IP, 2 ER) with seven hits, a hit batsman, three walks and 10 strikeouts...had contract selected by Minnesota August 8...made major league debut August 9 vs. Cleveland, pitching 4.0 scoreless innings of relief...recorded first major league strikeout, fanning Roberto Pérez...began career with 9.0 scoreless innings until allowing two runs in a start September 8 vs. Cleveland...earned first major league win September 20 vs. Kansas City, allowing one run on three hits in 5.1 innings pitched...pitched 6.0 innings with just one hit allowed September 25 at Detroit, becoming the second rookie in Twins/Senators franchise history to throw at least 6.0 innings while allowing no more than one batter to reach safely via hit, walk or hit-by-pitch...previous Twins pitcher was Camilo Pascual on September 14, 1954 at Cleveland...Minnesota's 5-1 win that night, paired with Cleveland's loss, allowed the Twins to clinch the AL Central division title...left team following the game on September 26 in Detroit to attend his wedding on September 28 in Maryland Line, MD...started Game 2 of the ALDS October 5, 2019 at New York-AL, allowing four runs on six hits in 2.0 innings pitched...became the fourth rookie in Twins history (6th occurrence) to start a Postseason game, 18th to ever pitch in one...prior to Dobnak, the last Twins rookie to start in the Postseason was Brian Duensing in 2009 in Game 1 of the ALDS at New York-AL...the two other rookies to start in the Postseason for the Twins: Boof Bonser (Game 2, ALDS vs. OAK in 2006) and Les Straker (3 starts in 1987, 1 in ALCS at DET, 2 in WS at vs. STL)...earned Jim Rantz Award for Twins minor league Pitcher of the Year after combining to go 12-4, 2.07 ERA (135.0 IP, 31 ER) in 24 games (21 starts) across three levels...named starting pitcher on Twins MiLB.com organization All-Star team.

2018: Went 10-5 with a 3.14 ERA with Low-A Cedar Rapids, amassing 129.0 IP, 138 hits, 45 earned runs and an 84/25 SO/BB ratio...finished the year third in the MWL in ERA among qualifying pitchers, tied for third in wins and 10th in innings pitched.

2017: Only pitched in six games (4 starts) between Rookie-Elizabethton and Low-A Cedar Rapids, going 2-0 with a combined 2.43 ERA (33.1 IP, 9 ER) and 23 strikeouts...signed with the Twins on July 28.

EMPLOYEE OF THE MONTH

Prior to joining the big leagues, Dobnak worked as a consultant for Jordan Tax & Accounting Services in Bethel Park, PA (2017), an accounting clerk at Accountant and Associates in PA (2017), pizza delivery for Italian Village Pizza in South Park, PA (2012-13) and supermarket stocker at Foodland in Pittsburgh (2010-12).

AMATEUR CAREER: Spent six weeks playing for the Utica Unicorns of the United Shore Professional Baseball League prior to signing with Twins... in six games with the Unicorns, finished with a 3-0 record in 35.0 innings pitched while allowing just 22 hits, six walks, and had 29 strikeouts... had a 2.31 ERA and WHIP of just 0.80...in 2016 with Alderson-Broadus College, finished with a 7-3 overall record with five complete games... led the G-MAC in strikeouts with 89 and ranked 43rd in NCAA Division II in strikeouts...opponents hit just .246 against him and allowed only three home runs...prior to 2016 was named as a player to watch by *Collegiate Baseball Newspaper*...finished with two G-MAC Pitcher of the Week honors in 2016...was also named to the G-MAC First-Team All-Conference team as well as on the CCA All-Midwest region team...following season was named to the Rawlings All-Midwest Region team sponsored by the American Baseball Coaches Association...recorded one no-hitter against Bluefield State with one walk and finished fourth in the NCAA with eight complete games in 2015...during his freshman season, finished with a 6-1 record and two complete games finishing with a 2.02 ERA...gave up just one home run all season and finished with 9.47 strikeouts per game.

PROFESSIONAL: Signed by the Twins as an undrafted free agent on July 28, 2017; signed by scout Bill Milos.

DOBNAK'S PITCHING RECORD

YEAR	CLUB	W-L	ERA	G	GS	CG	SHO	SV	IP	H	R	ER	HR	HB	BB	SO	WP	K/9	BAA
2017	Elizabethton	2-0	2.39	5	3	0	0	1	26.1	19	7	7	3	1	6	22	0	2.1	.198
	Cedar Rapids	0-0	2.57	1	1	0	0	0	7.0	6	2	2	0	0	1	1	0	1.3	.240
2018	Cedar Rapids	10-5	3.14	24	20	1	0	0	129.0	138	51	45	6	4	25	84	3	5.9	.274
2019	Fort Myers	3-0	0.40	4	4	0	0	0	22.1	18	1	1	0	1	4	14	0	5.6	.225
	Pensacola	4-2	2.57	11	10	1	0	0	66.2	58	23	19	6	2	6	61	2	8.2	.231
	Rochester	5-2	2.15	9	7	0	0	0	46.0	28	12	11	0	2	18	34	3	6.7	.175
	MINNESOTA	2-1	1.59	9	5	0	0	1	28.1	27	9	5	1	3	5	23	0	7.3	.245
2020	MINNESOTA	6-4	4.05	10	10	0	0	0	46.2	50	21	21	3	4	13	27	0	5.2	.278
2021	Fort Myers	0-0	0.00	1	1	0	0	0	3.0	0	0	0	0	0	0	5	0	15.0	.000
	St. Paul	0-1	3.00	4	4	0	0	0	18.0	15	6	6	0	1	10	13	0	6.5	.234
	MINNESOTA	1-7	7.64	14	6	0	0	1	50.2	66	44	43	11	1	12	27	2	4.8	.310
2022	FCL Twins	0-0	0.00	2	2	0	0	0	3.0	4	0	0	0	0	0	4	0	12.0	.308
	Fort Myers	0-0	0.00	1	1	0	0	0	2.0	1	0	0	0	0	0	0	0	0.0	.143
	St. Paul	1-2	5.40	8	3	0	0	0	20.0	18	12	12	3	2	16	19	1	8.6	.240
2023	St. Paul	5-9	5.13	31	26	0	0	1	126.1	148	82	72	12	5	61	115	1	8.2	.295
2024	St. Paul	12-7	4.25	28	24	0	0	0	133.1	130	75	63	44	9	63	134	7	9.1	.253
	MINNESOTA	0-0	5.59	5	0	0	0	0	9.2	11	6	6	1	0	5	7	1	6.5	.275
Minor League Totals		42-28	3.55	129	106	2	0	2	603.0	583	271	238	44	27	210	506	17	7.6	.254
Major League Totals		9-12	4.99	38	21	0	0	2	135.1	154	80	75	16	8	35	84	3	5.6	.284

DOBNAK'S DIVISION SERIES RECORD

YEAR	OPPONENT	W-L	ERA	G	GS	CG	SH	SV	IP	H	R	ER	HR	HB	BB	SO	WP	K/9	BAA
2019	New York-AL	0-1	18.00	1	0	0	0	0	2.0	6	4	4	0	0	2	0	0	0.0	.545

DOBNAK'S CAREER FIELDING RECORD

POSITION	PCT	G	PO	A	E	TC	DP	PB
Pitcher	.960	38	9	15	1	25	0	—

DOBNAK'S PROFESSIONAL INJURED LIST HISTORY

DATES	INJURY		LEVEL
March 21-September 14, 2022.....	Right Middle Finger Sprain		Minnesota
September 9-end of 2021 season	Right Middle Finger Strain		Minnesota
June 24-September 1, 2021	Right Middle Finger Strain		Minnesota
April 12-22, 2018.....	Left Groin Strain.....		Low-A Cedar Rapids.....



»» After battling injuries for a couple seasons, Randy Dobnak made his return to a big league mound in 2024. His season debut on July 31 at Citi Field was his first appearance with the Twins since September 3, 2021 - a span of 1,062 days.



59

JHOAN DURAN

RHP

H/W: 6-4/244 **B/T:** R/R
OPENING DAY AGE: 27
BORN: 1/8/1998 in Esperanza, DR
RESIDES: Fort Myers, FL

ACQUIRED: Trade with ARI, 7/27/18
M.L. SERVICE: 3 years
OPTIONS USED: 2 of 3
CONTRACT STATUS: Signed thru 2025

PERSONAL: Johan Manuel Duran (pronounced jo-AHN doo-RAN) Sanchez...X: @JhoanDuran14...Instagram: @jhoan_duran59...wife, Aida...children, Ray, Amy and Jacob...earned high school equivalency diploma on January 29, 2020 after a two-year course of study to become part of the second graduating class of the Twins' baseball academy in the Dominican Republic...has spent a lot of time learning English over the last couple years...when he goes home to the Dominican Republic in the offseason, he doesn't speak any English and often forgets parts of the language, but makes an effort to learn as much as he can from his teammates and coaches immediately when spring training starts...fan of the TV show "The Simpsons"...claims his hidden talent is that he is a good cook...participated in 2023 and 2024 TwinsFest at Target Field.

CAREER HIGHLIGHTS: Hard throwing right-hander consistently throws 100-plus mph...moved into the top 10 in saves (58) in Twins history during 2024 season...moved into top two in saves (31) in Target Field history (Glen Perkins leader with 52)...made major league debut on April 8, 2022 vs. Seattle...threw a pitch 104.6 mph three times in 2023 and 104.8 mph once, the fastest pitch of career and fastest pitch in Twins history...led baseball in 2022 in pitches of at least 100 miles-per-hour with 392...led baseball in average four-seam fastball velocity (100.8 mph), splitter velocity (96.4 mph) and second in curveball velocity (87.8 mph); entering 2022 season, Twins pitchers had combined to throw just 30 pitches of 100-plus in the Statcast Era (Jorge Alcala had the most with 15 from 2020-21)...given 2022 Joseph W. Haynes Award as Twins Pitcher of the Year and the Bill Boni Award as Twins Most Outstanding Rookie, both awards voted on by the Twin Cities Chapter of the BBWAA...ranked as sixth-best prospect in Twins system by MLB.com, entering 2022...ranked as fifth-best prospect and best fastball in Twins system by *Baseball America* and Twins fifth-best prospect by MLB.com in 2020...entered 2019 as the seventh-best prospect in the Twins system by *Baseball America*...finished 2019 ranked as ninth-best prospect in Twins system by MLB.com...added to Twins 40-man roster November 20, 2019...ranked as sixth-best prospect and best changeup in Twins system by *Baseball America* following 2019 season...traded to Minnesota from Arizona along with outfielders Ernie De La Trinidad and Gabriel Masiel on July 27, 2018 in exchange for Eduardo Escobar.

POSTSEASON CAREER: 2023: Appeared in four games for Twins, going 0-0, 0.00 ERA (5.0 IP) with two saves (2 opportunities), two hits allowed, one walk and six strikeouts vs. Toronto (ALWCs) and Houston (ALDS)...saved both games vs. Toronto in ALWCs sweep at Target Field, striking out two in 1.0 inning in Game 1 and three in 1.0 inning in Game 2...saved a 3-1 victory in Game 1 on October 3, ending the Twins' MLB-record 18-game playoff losing streak...the Game 1 save marked the first for a Twin in a Postseason game since Joe Nathan saved Game 1 of the ALDS on October 5, 2004 at New York-AL...saved a 2-0 victory in Game 2 on October 4, securing the series victory, the Twins' first series win in the Postseason since 2002...pitched in two games in ALDS vs. Houston, pitching 1.0 scoreless inning in Game 2 at Minute Maid Park (6-2 win) and 2.0 scoreless innings in the Game 4 elimination game at Target Field (3-2 loss).

2024:

- Began season on 15-day Injured List with strained right oblique...appeared in two games in late April on rehab assignment with Triple-A St. Paul; reinstated on April 30.
- Earned save in first appearance on April 30 at Chicago-AL, throwing 1.0 scoreless inning in a Twins 6-5 victory.
- Converted each of first 11 save opportunities from April 30-June 16, extending his save-streak to a career-long 15-straight which dated back to September 2, 2023.
- Allowed a home run in career-long three-straight games from May 17-22, one of which was a go-ahead homer by José Ramírez on the 17th at Cleveland in the eighth inning, the next being a Will Brennan walk-off homer on the 19th.
- Blew first save of season on June 21 at Oakland.
- Threw hardest pitch of season on July 13 at San Francisco, a 103.9 mph 4-seamer that LaMonte Wade Jr. fouled off.
- Passed three former Twins on Target Field's all-time saves list during season: Brandon Kintzler (20), Matt Capps (22) and Taylor Rogers (27)...passed Rogers with 28th save at Target Field on August 9 vs. Cleveland (Game 1), moving into sole possession of second, trailing Glen Perkins (52)...that save also gave him 51 career saves, passing Rogers and tying Bill Campbell for 10th on Twins all-time saves list (since 1961).
- Saved 52nd career game on August 15 at Texas, pitching 1.0 scoreless inning, passing Bill Campbell and moving into sole possession of 10th on Twins all-time saves list.
- Allowed season-high and career-high-tying four runs (3 earned) in the 10th inning on August 27 vs. Atlanta and was issued the loss in a Twins 8-6 defeat.

CAREER HIGHS

IP: 2.0, 17x, last 9/26/24 vs. MIA
SO: 5, 5/7/22 vs. OAK
Walks: 3, 4/29/23 vs. KC
CG: --
Low-Hit CG: --
Save-Streak: 15, 9/23-6/16/24



MLB PITCHING LEADERS

SAVE PCT IN 2024

1. Kirby Yates, TEX..... 97.1% (33/34)
2. Emmanuel Clase, CLE..... 94.0% (47/50)
3. Ryan Helsley, STL..... 92.5% (49/53)
4. **Jhoan Duran, MIN..... 92.0% (23/25)**
5. Tanner Scott, MIA/SD..... 91.7% (22/24)

- Saved 54th career game on August 30 vs. Toronto, tying Mike Marshall for ninth on Twins all-time saves list...passed Marshall with 55th on September 1 vs. Toronto, moving into sole possession of ninth.
- Did not allow a home run in final 34 games (31.1 IP) from June 26–September 26 and allowed just one in final 48 games (44.2 IP) — Shea Langeliers on June 21 at Oakland.
- One of four pitchers in baseball with at least 20 saves, at least five holds and at least 10.0 strikeouts-per-9.0 IP, the others being Tanner Scott, Camilo Doval and Andrés Muñoz.
- Twins went 42–16 in games in which he appeared.
- Held left-handed batters to a .218 average and right-handed batters to a .252 average.
- Ranked in 100th percentile in baseball in average fastball velocity (100.5 mph), 99th in ground ball percentage (61.7%), 98th in barrel percentage (3.5%), 94th percentile in xERA (2.70), and 93rd in whiff percentage (32.9%).
- Opponents hit .151 (8-for-53) against his curveball with 27 strikeouts.
- Finished tied for eighth in the AL in saves (23)...also third in save percentage (92.0%, 23-for-25).
- Ranked 11th in baseball in average pitch velocity at 95.4 mph...threw fastball averaging 100.5 mph, tied with Justin Martinez for third-best in baseball, trailing Ben Joyce (102.1 mph) and Mason Miller (100.9 mph).
- Totaled 256 pitches of 100+ mph, fourth-most in baseball, trailing Mason Miller (510), Justin Martinez (426) and Emmanuel Clase (285).

2023: Made Twins Opening Day roster for second time in career and second consecutively...earned the save on Opening Day on March 30 at Kansas City, pitching 1.0 scoreless inning with one walk and one strikeout, closing a Twins 2-0 victory...set career high with three walks on April 29 vs. Kansas City and was dealt first loss of season, allowing a ninth-inning run to break a 2-2 tie...threw a split-finger pitch 101.9 mph on May 20 at Los Angeles-AL in an at-bat to Chad Wallach (ball), the fastest offspeed pitch ever recorded...threw another splitter at 101.1 mph on August 1 at St. Louis in an at-bat to Jordan Walker (swinging strike)...had season-long save streak of seven from April 12–June 17; posted 1.14 ERA (23.2 IP, 3 ER) in 21 games during span...struck out multiple batters in six-straight appearances from May 15–June 2, tied for seventh-best streak in Twins history...threw pitches at 104.0 mph, 104.4 mph and 104.6 mph on May 24 vs. San Francisco, setting career highs at the time and highest mark in Twins history...the 104.6 mph pitch tied for eighth-fastest pitch by any hurler in Statcast Era (2015–present)...tied season/career high with 104.6 mph pitch to Myles Straw on June 2 vs. Cleveland...threw season-high 38 pitches (2.0 IP) on June 9 at Toronto...posted a stretch where he pitched 2.0 innings of relief five times in a span of 12 appearances from May 10–June 21, posting a 1.10 ERA (16.1 IP, 2 ER) during that span...Twins went 10-2 in that time frame...threw fastest pitch of career by a Twins pitcher in the Statcast Era (2015–present), a 104.8 mph pitch to Eugenio Suárez on July 19 vs. Seattle...posted monthly ERAs of 2.79 (9.2 IP, 3 ER) in 11 April games, 0.00 ERA (10.2 IP) in eight May games, 1.86 ERA (9.2 IP, 2 ER) in eight June games, 6.52 ERA (9.2 IP, 7 ER) in 10 July games, 2.84 ERA (12.2 IP, 4 ER) in 12 August games and 1.00 ERA (9.0 IP, 1 ER) in nine September games...went 0-2, 2.27 ERA (31.2 IP, 8 ER) with opponents hitting .200 in 30 home games and 3-4, 2.64 ERA (30.2 IP, 9 ER) with opponents hitting .214 in 29 road games...held left-handed hitters to a .205 batting average with a .523 OPS, compared to .209 batting average with a .722 OPS vs. righties...threw 473 pitches at least 100 mph on season, the most in baseball...also threw 199 pitches at least 102.0 mph, 56 pitches at least 103.0 mph and nine pitches at least 104.0 mph, all the most in baseball...struck out at least one batter in 47 of 59 appearances, two-plus batters in 29 appearances and three-plus eight times...ranked sixth in the AL (minimum of 60.0 IP) in strikeouts-per-9.0 IP at 12.1 and 12th in baseball...Twins were 47-12 in games in which he appeared...posted an ERA of 2.89 (9.1 IP, 3 ER) on zero days rest, a 2.40 ERA (15.0 IP, 4 ER) on one day rest and 1.54 ERA (11.2 IP, 4 ER) on two days of rest...posted a 21.1 opposing hitter "sweet spot" percentage, lowest in the AL and second lowest in baseball...led baseball in average four-seam fastball velocity (101.8 mph), splitter velocity (98.4 mph) and second in curveball velocity (87.7 mph)...posted a 36.6 swing-and-miss percentage, sixth best in the AL and ninth best in baseball (minimum 60.0 IP)...posted a 66.2 ground ball percentage, ranking in the 99th percentile in baseball...posted an xERA of 2.65 and an xBA of .185, both ranking in the 98th percentile...posted a 32.9 strikeout percentage, ranking in the 96th percentile...posted a 35.2 whiff percentage, ranking in the 95th percentile...posted an opponent batting average of .159 (10-for-63) with 37 strikeouts on his curveball (282 pitches)...curve had a 45.9 whiff percentage...ranked seventh in the AL in saves (27)...was one of just two pitchers in baseball with at least 25 saves, an opponent batting average under .210 and a strikeouts-per-9.0 innings pitched ratio of at least 12.0; the other was Baltimore's Felix Bautista...one of two pitchers in Twins/Senators franchise history with such criteria, joining Joe Nathan (2005 and '06)...appeared in four Postseason games for Twins, going 0-0, 0.00 ERA (5.0 IP) with two saves (2 opportunities), two hits allowed, one walk and six strikeouts vs. Toronto (ALWCWS) and Houston (ALDS)...made Postseason debut on October 3 vs. Toronto in Game 1 of the ALWCWS...saved both games vs. Toronto in ALWCWS sweep at Target Field, striking out two in 1.0 inning in Game 1 and three in 1.0 inning in Game 2...saved a 3-1 victory in Game 1 on October 3, ending the Twins' MLB record 18-game playoff losing streak...saved a 2-0 victory in Game 2 on October 4, securing the series victory, the Twins' first series win in the Postseason since 2002...the Game 1 save marked the first for a Twin in a Postseason game since Joe Nathan saved Game 1 of the ALDS on October 5, 2004 at New York-AL...pitched in two games in ALDS vs. Houston, pitching 1.0 scoreless inning in Game 2 at Minute Maid Park (6-2 win) and 2.0 scoreless innings in the Game 4 elimination game at Target Field (3-2 loss).

MLB PITCHING LEADERS

PITCHES THROWN 100+ MPH SINCE 2022

1. Jhoan Duran.....	1,121
2. Jordan Hicks.....	744
3. Emmanuel Clase.....	665
4. Ryan Helsley.....	561
5. Mason Miller.....	555

2022: Made Twins Opening Day roster for first time in career and spent season in bullpen; used all season in high-leverage situations...made major league debut on Opening Day April 8 vs. Seattle, pitching 2.0 shutout innings with one walk and four strikeouts...recorded first career strikeout, fanning Mitch Haniger...started the outing with a single and a walk, then struck out the next three batters...earned first career save May 2 at Baltimore, pitching 1.0 scoreless inning with one strikeout in a Twins 2-1 victory...set season-high with five strikeouts in 2.0 innings pitched May 7 vs. Oakland...earned first career win on July 13 vs. Milwaukee, pitching 1.0 scoreless inning in a Twins 4-1 victory...struck out at least one batter in season-long 13-straight appearances from July 16–August 19...23 of final 26 appearances on season were scoreless from July 13–September 27 (0.94 ERA)...threw a "splinker" 100.8 mph during an at-bat to Alex Verdugo August 29 vs. Boston, the fastest off-speed pitch in major league history...the result was a strikeout of Verdugo...threw a pitch 103.8 mph September 27 vs. Chicago-AL, the result being a foul ball by Elvis Andrus...was tied for sixth-fastest pitch thrown in baseball on season and fastest ever by a Twin...posted an 11.8 strikeouts-per-9.0 IP ratio, the 15th-best in the AL, fourth among AL rookies...struck out at least one batter in 45 of 57 appearances and multiple batters in 30 appearances...held left-handed hitters to a .204 average, compared to .209 vs. right-handed hitters...went eight-for-eight in save opportunities...one of three pitchers in baseball to convert 100% of saves (minimum 8 save ops), joining Aroldis Chapman (NY, 9-for-9) and Pete Fairbanks (TB, 8-for-8)...

ranked sixth among AL relievers in ERA (1.86) and 12th in baseball...ranked third among AL relievers in strikeouts (89) and eighth in baseball...ranked tied for fourth among all rookies in baseball in saves (8) and fourth in holds (18)...was one of four pitchers in baseball with at least eight saves and 18 holds, joining Devin Williams (MIL), Rafael Montero (HOU), John Schreiber (BOS) and Jason Adam (TB)...became first pitcher in club history to do so...tied Doug Corbett (1980) for most strikeouts by a rookie reliever in club history with 89...ranked second in club history in saves among rookies with eight, trailing only Doug Corbett's 1980 total of 23...became the 17th rookie in American League/National League history with at least eight saves and a save percentage of 100.0 in a single season, first in the majors since Hisanori Takahashi (8 SV) for New York-NL in 2010 and first in AL since Tippy Martinez (10 SV) for New York-AL/Baltimore in 1976...led baseball in pitches of at least 100 miles-per-hour with 392...led baseball in average four-seam fastball velocity (100.8 mph), splitter velocity (96.4 mph) and second in curveball velocity (87.8 mph)...entering season, Twins pitchers had combined to throw just 30 pitches of 100-plus in the Statcast Era (Jorge Alcala had the most with 15 from 2020-21)...threw 93 pitches of 102 mph-or-faster, the most in baseball...threw 10 pitches at 103 mph-or-faster, also most...posted a 34.9 swing-and-miss percentage, the 12th best in baseball (minimum 1,000 pitches thrown)...posted a 37.8 chase percentage, ranking in the 98th percentile in baseball...posted a 33.5 strikeout percentage, ranking in the 96th percentile of MLB...posted a 4.5 barrel percentage, ranking in the 90th percentile of MLB...posted an opponent batting average of .120 (10-for-83) with 45 strikeouts on his curveball (321 pitches)...curve had a 49.7 whiff percentage...given Joseph W. Haynes Award as Twins Pitcher of the Year and the Bill Boni Award as Twins Most Outstanding Rookie, both awards voted on by the Twin Cities Chapter of the BBWAA...became the third pitcher to win both awards in the same season, joining Doug Corbett (1980) and Scott Diamond (2012)...named to MLB.com/MLB Pipeline's 2022 All-Rookie Second Team.

MLB PITCHING LEADERS	
K% SINCE 2022 (min. 180 IP)	
1. Bryan Abreu	33.8%
2. Jhoan Duran	31.9%
3. Tanner Scott	31.2%
4. David Robertson	31.1%
5. Joe Jiménez	31.1%

2021: Pitched in Twins spring training for second consecutive season and optioned to alternate training site March 14...appeared in five games for Triple-A St. Paul, making four starts and totaling 16.0 innings pitched from May 22-June 15 before being shut down for the season, experiencing a right elbow strain...placed on 7-day Injured List on June 20...pitched in the Instructional League in Fort Myers, FL during October...ranked as the 10th-best prospect in the Twins system by *Baseball America* following the season.

2020: Added to 60-man Player Pool and spent season at alternate training site in St. Paul, MN...ranked fifth-best prospect and best fastball in Twins system by *Baseball America*...ranked Twins fifth-best prospect by MLB.com.

2019: Entered season ranked the seventh-best prospect in the Twins system by *Baseball America*...began season with Single-A Fort Myers...named Twins minor league Pitcher of the Week June 2, making one start for the Miracle, allowing one run on two hits in 6.0 innings pitched with 14 strikeouts...promoted to Double-A Pensacola July 25...recorded double-digit strikeout totals in three starts: 14 on May 26 at Daytona, 11 on June 18 at Charlotte and 11 on August 23 vs. Jackson...combined to go 5-12, 3.76 ERA (115.0 IP, 48 ER) with 40 walks, 136 strikeouts and a .230 opponent batting average in 23 games (22 starts) at both levels combined...held right-handed batters to a .183 average and left-handed batters to a .293 average...finished season ranked as ninth-best prospect in Twins system by MLB.com...added to Twins 40-man roster November 20...ranked as sixth best prospect and best changeup in Twins system by *Baseball America* following the season.

2018: Began season with Single-A Kane County (Arizona), appearing in 15 games...traded to Minnesota along with outfielders Ernie De La Trinidad and Gabriel Maciel on July 28 in exchange for Eduardo Escobar; assigned to Single-A Cedar Rapids...in his first start with the Kernels on July 30, threw 7.0 scoreless and hitless innings while walking one and striking out eight...named Twins Minor League Pitcher of the Week and Midwest League Pitcher of the Week for the week of July 29-August 5, went 1-0, 2.03 ERA (13.1 IP, 3 ER) with 17 strikeouts in two starts.

2017: Split season between AZL Diamondbacks and Single-A Hillsboro...named Northwest League Pitcher of the Week for the week of August 20...earned the win in his only start after shutting out Eugene on one hit and one walk with five strikeouts over 7.0 innings.

2016: Split second professional season between AZL Diamondbacks and Rookie-Missoula, combining to go 1-3, 4.96 ERA (32.2 IP, 18 ER) with 10 walks and 22 strikeouts in seven games.

2015: Began professional career with DSL Diamondbacks, ranking second on club in innings pitched (63.2).

PROFESSIONAL: Signed by Arizona as undrafted free agent December 13, 2014; signed by scouts Junior Noboa and José Ortiz...on July 28, 2018, acquired by Minnesota from Arizona alongside Ernie De La Trinidad and Gabriel Maciel in exchange for Eduardo Escobar.

DURAN'S PITCHING RECORD																			
YEAR	CLUB	W-L	ERA	G	GS	CG	SH	SV	IP	H	R	ER	HR	HB	BB	SO	WP	K/9	BAA
2015	DSL Diamondbacks	4-1	3.25	12	12	0	0	0	63.2	62	29	23	1	9	22	44	3	6.2	.263
2016	AZL Diamondbacks	1-2	5.85	4	4	0	0	0	20.0	24	13	13	1	3	5	13	0	5.9	.312
	Missoula	0-1	3.55	3	3	0	0	0	12.2	14	9	5	1	0	5	9	4	6.4	.250
2017	AZL Diamondbacks	0-2	7.15	3	3	0	0	0	11.1	19	13	9	0	0	4	13	1	10.3	.352
	Hillsboro	6-3	4.24	11	11	0	0	0	51.0	44	28	24	5	5	17	36	6	6.4	.228
2018	Kane County	5-4	4.73	15	15	0	0	0	64.2	69	41	34	6	3	28	71	4	9.9	.268
	Cedar Rapids	2-1	2.00	6	6	0	0	0	36.0	19	11	8	2	1	10	44	3	11.0	.154
2019	Fort Myers	2-9	3.23	16	15	0	0	0	78.0	63	29	28	5	4	31	95	9	11.0	.224
	Pensacola	3-3	4.86	7	7	0	0	0	37.0	34	20	20	2	3	9	41	4	10.0	.243
2020	SPENT SEASON AT ALTERNATE TRAINING SITE IN ST. PAUL, MN																		
2021	St. Paul	0-3	5.06	5	4	0	0	0	16.0	16	9	9	1	0	13	22	5	12.4	.258
2022	MINNESOTA	2-4	1.86	57	0	0	0	8	67.2	50	15	14	6	4	16	89	6	11.8	.207
2023	MINNESOTA	3-6	2.45	59	0	0	0	27	62.1	46	25	17	6	4	25	84	8	12.1	.207
2024	St. Paul	0-0	9.00	2	0	0	0	0	2.0	4	2	2	0	0	0	5	0	22.5	.400
	MINNESOTA	6-9	3.64	58	0	0	0	23	54.1	48	30	22	4	6	15	66	1	10.9	.235
Minor League Totals		23-29	4.01	84	80	0	0	0	392.1	368	204	175	24	28	144	393	39	9.0	.247
Major League Totals		11-19	2.59	174	0	0	0	58	184.1	144	70	53	16	14	56	239	15	11.7	.216

DURAN'S WILD CARD RECORD																
YEAR	OPPONENT	W-L	ERA	G	GS	CG	SH	SV	IP	H	R	ER	HR	HB	BB	SO
2023	Toronto	0-0	0.00	2	0	0	0	2	2.0	1	0	0	0	0	1	5
															0	22.5
																.143

DURAN'S DIVISION SERIES RECORD																
YEAR	OPPONENT	W-L	ERA	G	GS	CG	SH	SV	IP	H	R	ER	HR	HB	BB	SO
2023	Houston	0-0	0.00	2	0	0	0	0	3.0	1	0	0	0	0	0	1
															0	3.0
																.100

DURAN'S CAREER FIELDING RECORD									
POSITION	PCT	G	PO	A	E	TC	DP	PB	
Pitcher	.949	174	11	26	2	39	1	—	

DURAN'S PROFESSIONAL INJURED LIST HISTORY									
DATES	INJURY					LEVEL			
March 28-April 30, 2024	Right Oblique Strain					Minnesota			
June 20-end of 2021 season	Right Elbow Strain					Triple-A St. Paul			



» (ABOVE) Duran enters the game to a song called El Incomprendido by Farruko. The song is accompanied by fire images/videos on the scoreboard and ballpark full of fan cell phone lights - one of the most exciting entrances in baseball.

» (BELOW) Pablo López joins the fans in shining a dugout iPad flashlight for Duran.





58

DAVID FESTA

RHP

H/W: 6-6/190 **B/T:** R/R
OPENING DAY AGE: 25
BORN: 3/8/2000 in Verona, NJ
RESIDES: Verona, NJ

ACQUIRED: 13th RD, 2021 MLB Draft
M.L. SERVICE: 95 days
OPTIONS USED: 0 of 3
CONTRACT STATUS: Signed thru 2025

PERSONAL: X: @davidfesta13...Instagram: @DavFesta13...attended Seton Hall Prep in West Orange, New Jersey...two-year letter winner as a right-handed pitcher...helped lead the Pirates to a 50-8 record over two years and a conference championship his senior year...named to the All-Super Essex Conference Team as a senior...made the Dean's List eight times...member of the National Chinese Honor Society...member of Knights of Setonia and Wounded Warrior Project...is a fan of New York Rangers hockey, Tennessee Volunteers football, Indianapolis Colts football and New York Knicks basketball...also a fan of tennis and professional golfer Brooks Koepka...nicknamed by some teammates "Slim Reaper"...participated in 2025 Twinsfest at Target Field in January...one of favorite pitchers growing up was Jacob DeGrom, so grew up wearing number 48 and watching DeGrom; Festa being from New Jersey and DeGrom pitching for the Mets.

CAREER HIGHLIGHTS: Made major league debut on June 27, 2024 at Arizona and earned a win...was one of three rookie starting pitchers Twins had to rely on in final two months of 2024 to make Postseason push (others being Simeon Woods Richardson and Zebby Matthews)...ranked fourth best prospect in Twins system by MLB.com in 2024, highest of any pitcher; ranked the number 87 prospect in baseball before graduating in September - the first Twins pitcher in MLB.com's Top 100 since Joe Ryan (No. 97) before the 2022 season...ranked number four prospect in Twins organization entering 2024 by *Baseball America*...pitched in 2023 SiriusXM Futures Game for American League...named 11th best prospect in Twins organization, entering 2023 season...named Twins minor league Pitcher of the Month twice in 2023 (April and August)...named Twins minor league Pitcher of the Week three times in 2022 season.

POSTSEASON CAREER: Has never appeared at major league level.

2024:

- Was in Twins spring training as non-roster invite, marking first major league spring training of career; made one appearance, working 1.0 scoreless inning on March 10 vs. Washington...reassigned to minor league camp on March 11.
- Began season with Triple-A St. Paul and was club's number two starter, making first start on March 30 vs. Columbus, his fourth career start at Triple-A level.
- Struck out 10 batters on April 30 vs. Louisville (5.0 IP), one short of professional career-high...struck out 10 again two starts later on May 11 at Toledo (6.0 IP)...the May 11 game earned him Twins minor league Pitcher of the Week honors.
- Set St. Paul Saints franchise record striking out seven consecutive batters on May 25 at Buffalo.
- Named Twins minor league Pitcher of the Month for May, going 1-1, 3.44 ERA (18.1 IP, 7 ER) with seven walks and 30 strikeouts in four starts for Saints.
- Matched season-high with 10 strikeouts for third time on June 14 at Louisville (6.0 IP)...earned Twins minor league Pitcher of the Week for second time on season.
- Had contract selected by Minnesota on June 27 to fill rotation spot by Chris Paddack (IL).
- Made major league debut in start on June 27 at Arizona, allowing five runs on seven hits in 5.0 innings pitched, with one walk and two strikeouts, earning the win...recorded first strikeout, fanning Joc Pederson in the fourth inning.
- Set major league season high with nine strikeouts over 5.0 shutout innings on August 5 at Chicago-NL.
- After going 1-1, 10.80 ERA (10.0 IP, 12 ER) in first two major league starts from June 27-July 3, went 1-5, 3.81 ERA (54.1 IP, 23 ER) in next 12 appearances (11 starts) from July 24-end of season; that included 11.43 strikeouts-per-9.0 innings pitched.
- Finished with 10.77 strikeouts-per-9.0 innings pitched, second-highest in Twins history among rookies (min. 60.0 IP), trailing Jhoan Duran's 2022 ratio of 11.84.
- His 10.77 strikeouts-per-9.0 innings pitched ranked fourth among AL rookies (min. 60.0 IP), and seventh-best among rookies in all of baseball.
- Combined to go 5-9, 4.48 ERA (124.2 IP, 62 ER) with 49 walks, 166 strikeouts and a .248 opponent batting average in 29 games between St. Paul and Minnesota...right-handed batters hit .240 and left-handed batters hit .258.
- Finished season with 124.2 innings pitched at both levels combined, setting a new professional single-season high.

CAREER HIGHS

IP: 6.0, 8/28/24 vs. ATL
SO: 9, 8/5/24 at CHC
Walks: 3, 4x, last 9/20/24 at BOS
CG: - -
Low-Hit CG: - -
Win-Streak: 1, 2x, last 8/5/24



AL PITCHING LEADERS

K/9.0 IP AMONG ROOKIES (min. 50 IP)	
1. Mason Miller, OAK.....	14.40
2. Cade Smith, CLE.....	12.31
3. Tyler Ferguson, OAK.....	10.87
4. David Festa, MIN.....	10.77
5. Spencer Arrighetti, HOU.....	10.61

FOR THE SHOE

David is a huge fan of the Indianapolis Colts. He grew up a Peyton Manning fan and followed him during his college years at Tennessee then through the first part of his career with the Colts. Festa watches and follows along with Colts games during the NFL season.

2023: Ranked as 11th-best prospect in Twins organization entering 2023, per MLB.com...began season with Double-A Wichita and was the club's number two starter, making first start on April 7 at Springfield, pitching 5.0 shutout innings, with one hit allowed, no walks and eight strikeouts...named Twins minor league Pitcher of the Month for April, going 1-1, 3.79 ERA (19.0 IP, 8 ER) with five walks and 27 strikeouts in four starts for the Wind Surge...named to SiriusXM Futures Game representing the American League...pitched the fifth inning, tossing 1.0 scoreless inning with one hit allowed, no walks and one strikeout...promoted to Triple-A St. Paul on August 28...made Triple-A debut on August 30 vs. Columbus in a start and earned the win, allowing one run on four hits in 5.0 innings pitched, with one walk and seven strikeouts...named Twins minor league Pitcher of the Month for August, marking his second honor of season after going 2-0, 1.33 ERA (20.1 IP, 3 ER) with seven walks and 27 strikeouts in five games (4 starts) for the

TWINS ALL-TIME LEADERS

K/9.0 IP AMONG ROOKIES (min. 50 IP)	
1. Johan Duran, 2022	11.84
2. David Festa, 2024	10.77
3. Francisco Liriano, 2006	10.71
4. Louis Varland, 2023	9.40
5. Taylor Rogers, 2016	9.39

FESTA FACTS

Favorite thing you did this last off-season?: "I went to the Tennessee-Alabama game with Jake Rucker who's with the Twins. Tennessee won that game, and fans stormed the field, I didn't storm the field."

Favorite minor league memory: "I threw a combined no hitter in low-A with about four or five people. I only went five or six innings, so the bullpen did a great job."

Favorite baseball memory growing up?: "Championship game, maybe I was 13 or 14 years old, maybe 12. We were down one in the last inning, and I was up, I think there was maybe one out. I hit a game-tying home run in the championship game. Then, the kid who was on deck, who was probably our best player at the time, then hit back-to-back home runs to walk off to win the championship."

Wind Surge and Saints...combined to go 4-4, 4.19 ERA (92.1 IP, 43 ER) with 42 walks, 119 strikeouts and a 1.39 WHIP in 24 games (22 starts) at Wichita and St. Paul combined...held right-handed hitters to a .238 average, compared to .253 vs. left-handed hitters...ranked number four prospect in Twins organization entering 2024 by *Baseball America*.

2022: Split the season between Low-A Fort Myers and High-A Cedar Rapids, going 9-4, 2.43 ERA (103.2 IP, 28 ER) with 34 walks and 108 strikeouts in 21 games (18 starts)...struck out professional career-high 11 batters in 6.0 innings pitched on May 10 vs. Palm Beach...named FSL Pitcher of the Week on May 15...named Twins minor league Pitcher of the Week three times on season: May 15 with Fort Myers, June 19 with Cedar Rapids and September 18 with Cedar Rapids...won seven-straight decisions from May 10-July 14, posting a 1.66 ERA (54.1 IP, 10 ER) in 10 starts for Cedar Rapids.

AMATEUR CAREER: Played three seasons collegiately at Seton Hall University from 2019-21...**2021:** All-Big East First Team...finished third in the BIG EAST with a 2.00 ERA, ranked second with a .175 opponent's batting average and tied for ninth with 67 strikeouts...recipient of the BIG EAST Sport Excellence Award, presented to one student-athlete in each BIG EAST-sponsored sport based on academic credentials, athletic accolades or performances and volunteer service to the community...**2020:** Preseason All-BIG EAST selection...**2019:** Named Seton Hall's Freshman Male Athlete of the Year...BIG EAST Academic All-Star.

PROFESSIONAL: Selected by Twins in 13th round of 2021 First-Year Player Draft out of Seton Hall University; signed by scout John Wilson.

FESTA'S PITCHING RECORD

YEAR	CLUB	W-L	ERA	G	GS	CG	SH	SV	IP	H	R	ER	HR	HB	BB	SO	WP	K/9	BAA
2021	FCL Twins	1-0	0.00	2	0	0	0	0	5.0	1	0	0	0	0	0	8	0	14.4	.063
	Fort Myers	0-0	10.80	2	0	0	0	0	3.1	2	5	4	0	0	4	4	0	10.8	.167
2022	Fort Myers	2-1	1.50	5	5	0	0	0	24.0	12	5	4	1	1	6	33	1	12.4	.148
	Cedar Rapids	7-3	2.71	16	13	0	0	0	79.2	67	29	24	5	5	28	75	5	8.5	.233
2023	Wichita	3-3	4.39	21	19	0	0	0	80.0	76	45	39	2	2	33	104	6	11.7	.249
	St. Paul	1-1	2.92	3	3	0	0	0	12.1	10	4	4	1	0	9	15	1	10.9	.222
2024	St. Paul	3-3	4.03	15	15	0	0	0	60.1	56	27	27	9	3	26	89	5	13.3	.249
	MINNESOTA	2-6	4.90	14	13	0	0	0	64.1	62	36	35	9	2	23	77	2	10.8	.247
Minor League Totals		17-11	3.47	64	55	0	0	0	264.2	224	115	102	24	11	106	328	18	11.2	.230
Major League Totals		2-6	4.90	14	13	0	0	0	64.1	62	36	35	9	2	23	77	2	10.8	.247

FESTA'S CAREER FIELDING RECORD

POSITION	PCT	G	PO	A	E	TC	DP	PB
Pitcher	1.000	14	1	4	0	5	0	—

FESTA'S PROFESSIONAL INJURED LIST HISTORY

DATES	INJURY	LEVEL
None.....		



» David set a Twins record for a rookie starter (minimum of 50.0 innings pitched) in 2024, posting a 10.8 strikeouts-per-9.0 innings pitched ratio.

**1B**

H/W: 6-0/225 **B/T:** L/R
OPENING DAY AGE: 32
BORN: 7/4/1992 in Belle Mead, NJ
RESIDES: Princeton, NJ

ACQUIRED: Signed as minor league free agent 12/31/25
M.L. SERVICE: 3 years, 32 days
OPTIONS USED: 3 of 3
CONTRACT STATUS: Signed thru 2025

45

MIKE FORD
NON-ROSTER INVITE

PERSONAL: Michael Harrison Ford...Instagram: @mikeford1226...earned his high school diploma from the Hun School (Princeton, NJ)...played three seasons at Princeton University (2011-13), where he was a two-way player...as a junior in 2013, won both the Ivy League Player of the Year and Pitcher of the Year Awards, becoming the first player in Ivy League history to win both awards in the same season...in 2013, was also a finalist for the John Olerud Two-Way Player of the Year Award and a semifinalist for the Gregg Olson Award.

CAREER HIGHLIGHTS: Twins mark ninth organization (New York-AL - 2013-21, Tampa Bay - 2021, Washington - 2021, Atlanta - 2022, Los Angeles-AL - 2022, Seattle - 2022-23, San Francisco - 2022 and Cincinnati - 2024)...made major league debut on April 18, 2019 vs. KC...recorded first major league hit on April 21, 2019 vs. KC at Yankee Stadium, doubling off Jorge López...hit first career home run on April 23, 2019 at Angel Stadium, off Chris Stratton...named International League Player of the Week on June 30, 2019 and International League Midseason All-Star in 2019...named Eastern League Midseason All-Star in 2017, MiLB.com Organization All-Star in 2017...also Florida State League Midseason All-Star in 2015 and Florida State League Player of the Week on August 10, 2015...was South Atlantic League Midseason All-Star in 2014.

POSTSEASON CAREER: Appeared in three games for New York-AL in the 2020 Postseason, going 0-for-3 with one strikeout against Cleveland in ALWC and against Tampa Bay in ALDS.

2024:

- ✦ Signed minor league contract with Cincinnati on February 23.
- ✦ Exercised out-clause and was released by Reds from spring training on March 22...re-signed by Reds to same contract on March 28.
- ✦ Began season with Triple-A Louisville and played in 24 games from March 30-April 30 before having contract selected by Cincinnati on May 8.
- ✦ Hit game-tying solo home run off Ryan Wagner in the eighth inning on May 12 at San Francisco...his first homer as a Red and first since September 6, 2023 for Seattle at Cincinnati.
- ✦ In the sixth inning on May 13 at Arizona, hit a game-tying, RBI single off Jordan Montgomery...became the first Red with a game-tying RBI in the sixth inning or later of back-to-back games since Eugenio Suárez on July 23, 2018 (solo HR, 9th) and July 24, 2018 (2-run HR, 7th) vs. St. Louis (courtesy Elias).
- ✦ Designated for release or assignment on May 29; cleared waivers and outrighted to Louisville...rejected assignment and elected free agency.
- ✦ Signed with Yokohama DeNA BayStars of the Nippon Professional Baseball league on July 4.
- ✦ Hit .200 (4-for-20) with one home run and two RBI for the BayStars before becoming a free agent after the season.

2023: Began season with Triple-A Tacoma (Seattle)...contract selected by Mariners on June 2 and played in first game for M's that day, going 1-for-3 at Texas...became the fourth player in franchise history with a pinch-hit, game tying hit in extra innings Sept. 16 vs. Los Angeles-NL, joining Scott Bradley (Aug. 11, 1990 vs. Boston), Tino Martinez (Sept. 18, 1991 vs. Toronto) and Luis Torrens (Sept. 29, 2022 vs. Texas)...had two multi-homer games: two home runs on June 13 vs. Miami and two home runs on June 24 at Baltimore...on his birthday, went 4-for-5 with three extra-base hits (2 doubles, 1 home run), July 4 at San Francisco...made eight appearances at first base, 67 as the designated hitter, 15 as a pinch hitter and one as a pinch runner...finished with career highs in games (83), runs (32), hits (50), runs (16) and RBI (34).

2022: Appeared in 50 major league games with four clubs, including Seattle (16 G), Los Angeles-AL (28 G), Atlanta (5 G) and San Francisco (1 G)...was an NRI in Mariners spring camp, starting the season with Triple-A Tacoma...selected on April 19 but did not appear in a game...traded to San Francisco in exchange for cash considerations, making his season debut with the Giants on May 1...traded back to Seattle on May 12 in exchange for cash considerations, making his Mariners debut on May 13 at NYM...claimed off waivers by Atlanta on June 10...released by ATL on Aug. 10 and signed by LAA on Aug. 16...elected free agency on Oct. 7.

2021: Spent the season with three different organizations: New York-AL, Tampa Bay, and Washington...played the majority of the season at the Triple-A level, batting .213 (57-for-268) with 35 runs scored, 10 doubles, one triple, 14 home runs, 44 RBI, one stolen base and 35 walks in 76 games.

2020: Appeared in 29 games with the Yankees during the pandemic-shortened 2020 season...overall, hit .135 (10-for-74) with five runs scored, four doubles, two home runs, 11 RBI and seven walks.

CAREER HIGHS

Hits: 4, 7/4/23 at SF
RBI: 4, 2x, last 7/7/23 at HOU
HR: 2, 3x, last 6/23/23 at BAL
GS: - -
SB: - -

Hit-Streak: 7, 8/25-9/2/19

WALK-OFF HITS/PA

None

MULTI-HR GAMES

8/26/19 at SEA
 6/13/23 vs. MIA
 6/24/23 at BAL

**TIGER PRIDE**

Hit 16 home runs for the Mariners in 2023, marking second-most in baseball history for a player from Princeton University (NJ) and most since White Sox manager Will Venable hit 22 with San Diego in 2013.

2019: Saw his first major league action with New York-AL, batting .259 (37-for-143) with 30 runs, seven doubles, 12 home runs, 25 RBI and 17 walks in 50 games with the Yankees...made his major league debut on April 18 vs. Kansas City.

2018: Selected by Seattle from New York-AL in the 2017 Rule 5 Draft...returned to New York-AL on March 24, 2018...spent majority of season with Triple-A Scranton/Wilkes-Barre, where he hit .253 (93-for-367) with 48 runs scored, 21 doubles, 15 home runs, 52 RBI, one stolen base and 37 walks in 102 games.

2017: Combined to hit .270 (116-for-429) with 80 runs, 24 doubles, one triple, 20 home runs, 86 RBI, 94 walks, a .404 on-base percentage and a .471 slugging percentage in 126 games between Double-A Trenton and Triple-A Scranton/Wilkes-Barre in the Yankees organization.

2016: Appeared with advanced-A Tampa, short-A Staten Island and AA Trenton...hit .371 (13x35) with 3 runs, one double, two home runs and 14 RBI in 10 games with Tampa.

2015: In 123 games with High-A Tampa, hit .260 (113x435) with 23 doubles, three triples, six home runs, 55 RBI, 60 walks...named a Florida State League Midseason All-Star.

2014: Split season between Low-A Charleston and High-A Tampa...began the season with Charleston, where he hit .283 (92-for-325) in 93 games.

2013: Began professional career with Short-A Staten Island, playing in 33 games.

PROFESSIONAL: Originally signed by New York-AL as undrafted free agent on July 17, 2013...selected by Seattle in Rule 5 Draft from NYY on December 14, 2017; returned by NYY on March 24, 2018...traded by Yankees to Tampa Bay for PTBNL and cash on June 17, 2021...selected off waivers by Washington from TB on August 23, 2021...elected free agency on November 30, 2021 and signed with Seattle on March 16, 2022...purchased by Seattle from San Francisco on May 12, 2022...claimed on waivers by Atlanta from SEA on June 10, 2022...released by Atlanta on August 10, 2022...signed as free agent with Los Angeles-AL on August 16, 2022...signed by Seattle as free agent on January 9, 2023...elected free agency on November 17, 2023...signed by Cincinnati as free agent on February 24, 2024...released by Reds on March 24, 2024 and re-signed five days later...released by Reds again on May 4, 2024 and re-signed again on May 8, 2024...elected free agency on May 31, 2024...signed by Twins to minor league contract with spring invite on January 2, 2025.

FORD'S PLAYING RECORD

YEAR	CLUB	AVG	G	AB	R	H	2B	3B	HR	RBI	SH	SF	HB	BB	SO	SB	CS	OBP	OPS
2013	Staten Island	.235	33	115	19	27	7	0	3	17	0	1	0	20	23	0	0	.346	.720
2014	Charleston	.283	93	325	40	92	15	2	11	46	0	3	5	48	39	2	0	.381	.824
	Tampa	.354	12	48	7	17	4	0	2	10	0	0	4	7	7	0	0	.404	.966
2015	Tampa	.260	123	435	62	113	23	3	6	55	0	5	0	60	75	1	0	.346	.714
2016	Staten Island	.167	4	12	2	2	1	0	1	3	0	1	0	2	0	0	0	.267	.767
	Tampa	.371	10	35	3	13	1	0	2	14	0	1	0	5	4	0	1	.439	1.010
	Trenton	.280	42	143	21	40	10	0	5	26	0	2	1	34	25	0	0	.417	.871
2017	Trenton	.272	101	335	61	91	19	1	13	65	0	2	4	76	56	1	0	.410	.861
	Scranton/Wilkes-Barre	.266	25	94	19	25	5	0	7	21	0	2	1	18	16	0	0	.383	.925
2018	Staten Island	.211	6	19	2	4	1	0	1	2	0	0	1	2	3	0	0	.318	.739
	Scranton/Wilkes-Barre	.253	102	367	48	93	21	0	15	52	0	2	4	37	70	1	0	.327	.760
2019	Scranton/Wilkes-Barre	.303	79	294	59	89	20	0	23	60	0	4	5	46	55	0	1	.401	1.007
	NEW YORK-AL	.259	50	143	30	37	7	0	12	25	0	0	3	17	28	0	0	.350	.909
2020	NEW YORK-AL	.135	29	74	5	10	4	0	2	11	0	1	2	7	16	0	0	.226	.497
2021	Scranton/Wilkes-Barre	.083	7	24	3	2	0	0	0	1	0	1	1	3	8	0	0	.207	.290
	NEW YORK-AL	.133	22	60	6	8	0	0	3	5	0	0	1	11	23	0	0	.278	.561
	Durham	.243	40	140	22	34	5	1	11	31	0	0	1	21	41	1	0	.346	.874
	Rochester	.202	29	104	10	21	5	0	3	12	0	0	1	11	32	0	0	.285	.621
2022	Tacoma	.317	11	41	10	13	1	0	2	5	0	0	1	5	4	0	0	.404	.892
	SAN FRANCISCO	.250	1	4	0	1	0	0	0	2	0	0	0	0	0	0	0	.250	.500
	Sacramento	.000	3	7	0	0	0	0	0	0	0	0	0	6	1	0	0	.462	.462
	SEATTLE	.172	16	29	1	5	1	0	0	3	0	0	1	8	12	0	0	.368	.575
	Gwinnett	.238	14	42	2	10	6	0	0	3	0	0	0	11	7	0	0	.396	.777
	ATLANTA	.000	5	7	0	0	0	0	0	0	0	0	0	1	2	0	0	.125	.125
	Salt Lake	.217	6	23	2	5	1	0	0	0	0	0	0	1	5	0	0	.250	.511
	LOS ANGELES-AL	.231	28	91	8	21	4	0	3	5	0	0	0	8	26	0	0	.293	.667
2023	Tacoma	.302	49	172	35	52	11	1	13	56	0	1	4	34	30	2	0	.427	1.031
	SEATTLE	.228	84	219	32	50	6	0	16	34	0	1	7	24	81	0	0	.323	.798
2024	Yokohama (JPCL)	.211	41	133	12	28	5	0	8	21	0	0	0	13	24	0	0	.281	.709
	Yokohama (JPCL)	.200	6	20	1	4	0	0	1	2	0	0	0	2	2	0	0	.273	.623
	Louisville	.297	24	91	15	27	4	0	6	15	0	1	1	12	20	2	0	.381	.920
	CINCINNATI	.150	17	60	2	9	0	1	1	4	0	0	0	2	15	0	0	.177	.411
	Minor League Totals	.269	813	2866	442	770	160	8	124	494	0	26	30	456	521	10	2	.372	.832
	Major League Totals	.205	252	687	84	141	22	1	37	89	0	2	14	78	203	0	0	.298	.700

FORD'S WILD CARD RECORD

YEAR	OPPONENT	AVG	G	AB	R	H	2B	3B	HR	RBI	SH	SF	HB	BB	SO	SB	CS	OBP	OPS
2020	Cleveland	.000	1	0	0	0	0	0	0	0	0	0	0	0	0	0	0	.000	.000

FORD'S DIVISION SERIES RECORD

YEAR	OPPONENT	AVG	G	AB	R	H	2B	3B	HR	RBI	SH	SF	HB	BB	SO	SB	CS	OBP	OPS
2020	Tampa Bay	.000	2	2	0	0	0	0	0	0	0	0	0	0	1	0	0	.000	.000

FORD'S CAREER FIELDING RECORD

POSITION	PCT	G	PO	A	E	TC	DP	PB
First Base	.993	104	629	35	5	669	73	—

FORD'S PROFESSIONAL INJURED LIST HISTORY

DATES	INJURY	LEVEL
July 31-August 10, 2022	Neck Strain	Atlanta
June 8-July 12, 2018	Right Oblique Strain	Triple-A Scranton/Wilkes-Barre
July 7-18, 2017	Right Hamstring Strain	Triple-A Scranton/Wilkes-Barre
April 18-July 20, 2016	Right Thumb Sprain	Single-A Tampa
July 17-August 3, 2014	Left Hip Strain	Single-A Charleston
June 7-21, 2014	Left Hamstring Inflammation	Single-A Charleston

AMERICAN LEAGUE CENTRAL DIVISION HISTORY

YEAR	CHAMPION	RECORD	TWINS FINISH
1994*	Chicago White Sox	67-46	Fourth place with a record of 53-60, 15.0 games back
1995	Cleveland Indians	100-44	Fifth place with a record of 56-88, 44.0 games back
1996	Cleveland Indians	78-84	Fourth place with a record of 78-84, 21.5 games back
1997	Cleveland Indians	86-75	Fourth place with a record of 68-94, 18.5 games back
1998	Cleveland Indians	89-73	Fourth place with a record of 70-92, 19.0 games back
1999	Cleveland Indians	97-65	Fifth place with a record of 63-97, 33.0 games back
2000	Chicago White Sox	95-67	Fifth place with a record of 69-93, 26.0 games back
2001	Cleveland Indians	91-71	Second place with a record of 85-77, 6.0 games back
2002	Minnesota Twins	94-67	Lost 4 games to 1 in the ALCS to the Anaheim Angels
2003	Minnesota Twins	90-72	Lost 3 games to 1 in the ALDS to the New York Yankees
2004	Minnesota Twins	92-70	Lost 3 games to 1 in the ALDS to the New York Yankees
2005	Chicago White Sox	99-63	Third place with a record of 83-79, 16.0 games back
2006	Minnesota Twins	96-66	Swept in three games in the ALDS by the Oakland Athletics
2007	Cleveland Indians	96-66	Third place with a record of 79-83, 17.0 games back
2008	Chicago White Sox	89-74	Second place with a record of 88-75, 1.0 game back
2009	Minnesota Twins	87-76	Swept in three games in the ALDS by the New York Yankees
2010	Minnesota Twins	94-68	Swept in three games in the ALDS by the New York Yankees
2011	Detroit Tigers	95-67	Fifth place with a record of 63-99, 32.0 games back
2012	Detroit Tigers	88-74	Fifth place with a record of 66-96, 22.0 games back
2013	Detroit Tigers	93-69	Fourth place with a record of 66-96, 27.0 games back
2014	Detroit Tigers	90-72	Fifth place with a record of 70-92, 20.0 games back
2015	Kansas City Royals	95-67	Second place with a record of 83-79, 12.0 games back
2016	Cleveland Indians	94-67	Fifth place with a record of 59-103, 35.5 games back
2017	Cleveland Indians	102-60	Second place with a record of 85-77 earning second Wild Card
2018	Cleveland Indians	91-71	Second place with a record of 78-84, 13.0 games back
2019	Minnesota Twins	101-61	Swept in three games in ALDS by the New York Yankees
2020	Minnesota Twins	36-24	Swept in two games in Wild Card Series by the Houston Astros
2021	Chicago White Sox	93-89	Fifth place with a record of 73-89, 20.0 games back
2022	Cleveland Guardians	92-70	Third place with a record of 78-84, 14.0 games back
2023	Minnesota Twins	87-75	Lost three games to one in ALDS to the Houston Astros
2024	Cleveland Guardians	92-69	Fourth place with a record of 82-80, 10.5 games back

*Season cut short due to work stoppage



IF

H/W: 5-11/215 B/T: R/R
OPENING DAY AGE: 30
BORN: 7/13/1994 in Downey, CA
RESIDES: Huntington Beach, CA

ACQUIRED: Signed as free agent, 2/15/2025
M.L. SERVICE: 5 years, 89 days
OPTIONS USED: 1 of 3
CONTRACT STATUS: Signed thru 2025

PERSONAL: Tyler Lawrence France...Instagram: @tyfrance...wife, Maggie...son, Luka, born in April of 2024...played high school baseball at South Hills High School in West Covina, CA...had his high school number 25 retired in October of 2019...played college ball at San Diego State University.

CAREER HIGHLIGHTS: Twins are fourth organization (San Diego - 2015-20, Seattle - 2020-24, Cincinnati - 2024)...came up as corner infielder with some second base experience, but mostly a first baseman in recent seasons...American League All-Star: 2022; American League Player of the Week: April 24, 2022; Seattle Chapter BBWAA MVP: 2021; Pacific Coast League MVP: 2019; Pacific Coast League Rookie of the Year: 2019; All-MiLB Team: 2019 (3B); Midseason All-Star: 2017 & 2018 (Texas League), 2019 (Pacific Coast League); Top Star in Triple-A All Star Game: 2019; Pacific Coast League Post-Season All-Star: 2019; Baseball America Minor League All-Star: 2019; Baseball America Triple-A All-Star: 2019; MiLB.com organization All-Star: 2016.

POSTSEASON CAREER: Appeared in all 5 games for the Mariners during the 2022 Postseason, batting a combined .231 (6-for-26) with one run, one double, two RBI and one walk...played two games against Toronto in the ALWCS and three against Houston in the ALDS.

2024:

- Began season with Seattle, marking fifth career Opening Day roster (2021-24 with Seattle, 2020 with San Diego)...started at first base on March 28 vs. Boston, his third-straight Opening Day at first for Mariners.
- Placed on Paternity List on April 5 to attend birth of he and his wife's first child, Luka...reinstated on April 8.
- Went 3-for-3 with a double, a home run, three RBI and a walk on May 31, leading the Mariners to 5-4 win vs. Los Angeles-AL...hit game-winning home run to break 4-4 tie in top of the 8th inning.
- Set Mariners record for most hit-by-pitches in club history on June 7 at Kansas City, passing Edgar Martinez (89).
- Placed on Mariners 10-day Injured List on June 9 with a right heel fracture; reinstated on June 18.
- Designated for release or assignment by Seattle on July 23.
- Traded to Cincinnati along with cash considerations on July 29, in exchange for catcher Andruw Salcedo.
- Recorded 200th career extra-base hit on August 13 vs. St. Louis, a solo home run off Erick Fedde...also first career home run at Great American Ballpark.
- Recorded 300th career RBI on August 27 vs. Oakland, driving in Mitch Spence on a single.
- Recorded season-high four hits on September 2 vs. Houston, fourth time in career with four-plus hits.
- Recorded a hit in seven consecutive at-bats from September 2-4 vs. Houston, tied for fifth-longest streak by a Reds hitter in expansion era (since 1961), credit *Elias*...in that game, stole second career base.
- Over a 32-game span from August 5 at Miami to September 10 at St. Louis hit .336 (37-for-110), the second-highest mark among all qualified NL batters, behind only SD's Luis Arraez (.362).
- From September 10 at St. Louis to September 17 vs. Atlanta went 28 consecutive plate appearances without a strikeout...was second to only New York-NL's Jose Iglesias (33 PA) for the longest-active run among major leaguers on an active roster when it was snapped, courtesy *Elias*.
- Played 133 games (122 starts) at first base between Seattle and Cincinnati combined...also played one game at second base on season.

CLASSIC DENNY'S

Worked out with former Twins infielder Denny Hocking in the 2024-25 offseason. Hocking, a Torrance, CA native, was selected by Minnesota in the 52nd round of the 1989 draft and spent 11 of his 13 major league seasons with the Twins, from 1993-2003.

CAREER HIGHS

Hits: 5, 4/23/22 vs. KC
RBI: 5, 4/23/22 vs. KC
HR: 2, 2x, last 5/25/23 vs. OAK
GS: --
SB: 1, 2x, last 9/4/24/24 vs. HOU
Hit-Streak: 14, 5/3-17/23

WALK-OFF HITS/PA

4/16/21 vs. HOU (1B)
10/5/22 vs. DET (1B)

MULTI-HR GAMES

9/1/19 at SF
5/25/23 vs. OAK



MLB BATTING LEADERS

HBP SINCE 2021

1. Ty France.....	95
2. Mark Canha.....	85
3. Jonathan India.....	68
4. Andrés Giménez.....	67
Anthony Rizzo.....	67

2023: Played fifth major league season and fourth with Seattle...recorded first career stolen base April 3 vs. Los Angeles-AL...hit safely in career-high 14 consecutive games (May 3-17), batting .333 (20-for-60) with seven runs, four doubles, one home run, five RBI, two walks and two hit-by-pitch during the streak...had his first multi-home run game with the Mariners on May 25 vs. Oakland...hit two HR and scored all three of the Mariners runs in 3-2 win...recorded 500th career major league hit on July 30 at AZ...from July 28-Aug. 28, hit .298 (41-for-104) with 11 runs, six doubles, three home runs, 13 RBI and 12 walks with a .416 OBP, .442 SLG and an .858 OPS...has totaled 20+ HBP in each of the past three seasons (2021-), becoming the 14th player in MLB history with three-or-more 20+ HBP seasons, and the ninth to do it in three-consecutive seasons...played a career-high 158 games, surpassing his previous high 152 games (2021)...was hit-by-pitch a club record 34 times, tied for ninth-most in MLB History...since 1900, is one of four players to be hit

MLB FIELDING LEADERS

GAMES AT FIRST BASE SINCE 2021

1. Matt Olson.....	638
2. Freddie Freeman.....	626
3. Nathaniel Lowe.....	600
4. Pete Alonso.....	587
5. Paul Goldschmidt.....	564
6. Christian Walker.....	538
7. Ty France.....	524

two homers and 11 RBI during the streak...on the 10-day Injured List with a left elbow strain on June 25 (retroactive to June 24)-July 7...suffered the injury during a collision at first base with a baserunner on June 23 at Oakland...ranked third in the AL with 21 hit-by-pitch...traded Andrés Gimenez-CLE (23) and Anthony Rizzo-NYY (22)...voted as the second-best defensive first baseman in the AL by Baseball America's poll of Major League managers, coaches, scouts and front office executives...had walk-off single in the ninth inning in the final regular season game of the season on Oct. 5 vs. Detroit...marked the first walk-off win in game 162 in franchise history.

2021: Hit .291 (166-for-571) with 85 runs, 32 doubles, one triple, 18 home runs, 73 RBI, 46 walks and 27 hit-by-pitch in 152 games with the Mariners...named Mariners 2021 Most Valuable Player by Seattle Chapter BBWAA voters...led the Mariners in both fWAR (3.5) and bWAR (4.2)...posted the fifth season by a Mariners first baseman with at least 4.0 bWAR...his 4.2 bWAR was the most since John Olerud tallied 5.1 bWAR in 2002...ranked first among all major league first basemen according to FanGraphs Defense metric and T-4th in majors with four defensive runs saved...tied for the major league lead (also: Mark Canha) with a franchise record 27 hit-by-pitches...had 166 hits, tied for fourth most in a single season by Mariners first basemen and most since John Olerud also tallied 166 hits in 2002...recorded career-high 17-game on-base streak from June 3-20, batting .321 (45-for-140) with 10 doubles, four home runs, 56 RBI, 13 walks and five hit-by-pitch with runners in scoring position in that span...recorded a HBP in four consecutive games from June 8-11 the longest streak in the majors in 2021, and the longest streak by a Mariner in franchise history...recorded first career walk-off hit on April 16 vs. Houston, a single in the bottom of the ninth to win 6-5...also tallied his 100th career hit earlier that game.

MR. PADRE

France's college baseball coach at San Diego State University was the late National Baseball Hall of Famer Tony Gwynn. Gwynn's influence and advice have had a profound impact on France's career and his thought process while struggling. The main piece? Keep it simple...because baseball becomes much harder when you overthink things.

his first Mariners home run Sept. 11 at Arizona, a 446-foot shot to left field, the longest home run of the season by a Mariners batter...appeared defensively at 2B (10 G, 10 GS) and 3B (4 G, 4 GS), while spending nine games as a DH.

2019: Hit .399 (118-for-296) with Triple-A El Paso, with 27 doubles, one triple, 27 home runs and 89 RBI in 79 games...did not hit below .359 for a 30-day period while he was in Triple-A, and his batting average for the season never fell below .303...his average dipped to .303 just 8 games into the 2019 season on April 11, and he never went below .351 through the end of the season...hit .234 (43-for-184) with 20 runs, 8 doubles, one triple, seven home runs, 24 RBI and nine walks in 69 games with the Padres...was named Pacific Coast League Rookie of the Year, league MVP and MVP of the Triple-A All-Star Game...also earned PCL Midseason All-Star honors, was a two-time PCL Player of the Week award winner and was named a Minor League All-Star by *Baseball America*...made his major league debut on April 26 at Washington and picked up his first hit with a pinch-hit single to left field off Kyle Barraclough...hit his first career major league home run on May 7 at New York-NL off Noah Syndergaard, a 2-run homer to left field in the 4th to tie the game 2-2...homered in back-to-back games for the first time in his career on Sept. 1 at San Francisco and Sept. 2 at Arizona, including his first multi-HR game and a career-high four RBI on Sept. 1...led the Padres with five home runs in September over 21 games...his 12 RBI in September matched his total for all other months combined (9 in May, 1 in June and 2 in August)...appeared in 36 games at third base, making 28 starts, and he appeared in 21 games at 2B, making 17 starts...tossed 2.0 innings of relief (2 appearances), allowing 1 run and two hits...went 7-for-20 (.350) as a pinch-hitter at the major league level, posting a .381 OBP and .333 SLG.

2018: Played 112 games for Double-A San Antonio before being promoted to Triple-A El Paso, where he played 25 games and posted a .914 OPS...while with San Antonio, ranked second in the Texas League in AB/RBI (5.39), fifth in RBI (77), tied for fifth in sacrifice flies (5), sixth in PA/K (6.84), eighth in SLG (.448) and 10th in OPS (.798), earning Midseason Texas League All-Star honors.

2017: Divided the season between High-A Lake Elsinore (30 G) and Double-A San Antonio (90 G), en route to being named a Texas League Midseason All-Star...between the two clubs, played in 127 games and hit .278 (132-for-474) with a .353 OBP and 24 doubles, 3 triples, five home runs, 58 RBI and 29 walks.

2016: Spent his first professional season with Short-A Tri-City, batting .294 (69-for-235) with a .425 OBP in 66 games.

PROFESSIONAL: Originally drafted by San Diego in 34th round of 2015 First-Year Player Draft out of San Diego State University...traded by San Diego to Seattle on August 31, 2020 along with Andrés Muñoz, Luis Torrens and Taylor Trammell, in exchange for Austin Adams, Dan Altavilla and Austin Nola...traded by Mariners to Cincinnati along with cash, in exchange for Andruw Salcedo...elected free agency on November 1, 2024...signed one-year contract with Minnesota on February 15, 2025.

34+ times in a season, joining Ron Hunt-MON (50 HBP, 1971), Don Baylor-BOS (35 HBP, 1986) and Craig Biggio-HOU (34 HBP, 1997).

2022: In 140 games, hit .276 (152-for-551) with 65 runs, 27 doubles, one triple, 20 home runs and 84 RBI while getting on base at a .340 clip and slugging .437 (.777 OPS)...named an All-Star for the first time in his career on July 17...named AL Co-Player of the Week along with Detroit's Miguel Cabrera for the week of April 18-24...hit .500 (13-for-26) with seven runs scored, one double, three home runs, 10 RBI, two walks, one HBP, a .552 OBP and a .885 SLG (1.436 OPS) in six games during the week...went 5-for-6 with 1 HR and 5 RBI on April 23 vs. Kansas City...became the fourth Mariners player in franchise history with five+ hits and five+ RBI in the same game, joining Mickey Brantley (Sept. 14, 1987 vs. Cleveland), Tino Martinez (July 5, 1995 at Detroit) and Raúl Ibáñez (Sept. 22, 2004 at Los Angeles-AL)...had career-high 13 game hit streak from May 18-June 1...batted .471 (24-for-51) with two homers and 11 RBI during the streak...on the 10-day Injured List with a left elbow strain on June 25 (retroactive to June 24)-July 7...suffered the injury during a collision at first base with a baserunner on June 23 at Oakland...ranked third in the AL with 21 hit-by-pitch...traded Andrés Gimenez-CLE (23) and Anthony Rizzo-NYY (22)...voted as the second-best defensive first baseman in the AL by Baseball America's poll of Major League managers, coaches, scouts and front office executives...had walk-off single in the ninth inning in the final regular season game of the season on Oct. 5 vs. Detroit...marked the first walk-off win in game 162 in franchise history.

MLB FIELDING LEADERS

UZR AT FIRST BASE SINCE 2021

1. Christian Walker.....	15.5
2. Paul Goldschmidt.....	6.9
3. Ty France.....	5.3
4. Carlos Santana.....	4.3
5. Rhys Hoskins.....	2.6

2020: Hit .302 (26-for-86) with 10 runs, five doubles, one triple, two home runs, 13 RBI, six walks and an .815 OPS (.362 OBP/.453 SLG) in 23 games with Seattle...led Mariners position players with 0.6 fWAR after joining the club on Sept. 4...also led the club in hits (26), average (.302) and slugging (.453) during that span, while ranking T-1st in doubles (5), third in RBI and T-5th in home runs (2)...acquired by Seattle in a trade with San Diego on Aug. 31, along with OF Taylor Trammell, RHP Andrés Muñoz and C Luis Torrens in exchange for C Austin Nola, RHP Dan Altavilla and RHP Austin Adams...hit .309 (17-for-55) with four doubles, two home runs, 10 RBI and a .377 OBP, .491 SLG (.868 OPS) in 20 games with San Diego...overall, hit .442 (19-for-43) with five doubles and 19 RBI with runners in scoring position in 43 games with the Mariners and Padres...reached base safely in 14 of his first 15 games with the Mariners, while recording at least one hit in 13 games and multiple hits in four games during that span...hit

FRANCE'S PLAYING RECORD

YEAR	CLUB	AVG	G	AB	R	H	2B	3B	HR	RBI	SH	SF	HB	BB	SO	SB	CS	OBP	OPS
2015	Tri-City	.294	66	235	36	69	20	0	1	36	0	2	12	43	50	4	2	.425	.816
2016	Fort Wayne	.237	69	219	35	52	8	0	5	35	1	1	16	44	49	3	3	.400	.743
	Lake Elsinore	.304	60	224	39	68	16	0	9	38	1	4	12	15	47	3	4	.373	.868
2017	Lake Elsinore	.288	30	111	10	32	4	2	0	19	0	1	12	7	16	1	0	.389	.750
	San Antonio	.276	97	363	42	100	20	1	5	39	0	2	15	22	68	1	0	.341	.718
2018	San Antonio	.263	112	415	66	109	22	2	17	77	1	5	25	33	70	3	4	.349	.798
	El Paso	.287	25	94	18	27	8	0	5	19	0	1	2	13	19	0	0	.382	.914
2019	El Paso	.399	76	296	83	118	27	1	27	89	0	4	18	30	51	1	0	.477	1.247
	SAN DIEGO	.234	69	184	20	43	8	1	7	24	0	1	7	9	49	0	2	.294	.696
2020	SAN DIEGO	.309	20	55	9	17	4	0	2	10	0	0	1	5	15	0	0	.377	.868
	SEATTLE	.302	23	86	10	26	5	1	2	13	0	0	2	6	22	0	0	.362	.815
2021	SEATTLE	.291	152	571	85	166	32	1	18	73	0	6	27	46	106	0	0	.368	.813
2022	SEATTLE	.274	140	551	65	151	27	1	20	83	0	5	21	35	94	0	0	.338	.774
2023	SEATTLE	.250	158	587	79	147	32	0	12	58	0	1	34	43	117	1	0	.337	.703
2024	SEATTLE	.223	88	300	28	67	14	0	8	31	0	1	11	28	83	0	1	.312	.662
	CINCINNATI	.251	52	179	18	45	10	0	5	20	0	4	2	10	31	1	0	.292	.683
Minor League Totals		.294	535	1957	329	575	125	6	69	352	3	20	112	207	370	16	13	.389	.859
Major League Totals		.263	702	2513	314	662	132	4	74	312	0	18	105	182	517	2	3	.337	.744

FRANCE'S CAREER FIELDING RECORD

POSITION	PCT	G	PO	A	E	TC	DP	PB
First Base	.997	530	3535	347	10	3892	342	—
Second Base	.982	54	61	102	3	166	27	—
Third Base	.964	53	24	83	4	111	5	—
Fielding Totals	.996	637	3620	532	17	4169	374	—

FRANCE'S WILD CARD RECORD

YEAR	OPPONENT	AVG	G	AB	R	H	2B	3B	HR	RBI	SH	SF	HB	BB	SO	SB	CS	OBP	OPS
2022	Toronto	.200	2	10	1	2	0	0	0	0	0	0	0	0	1	0	0	.200	.400

FRANCE'S DIVISION SERIES RECORD

YEAR	OPPONENT	AVG	G	AB	R	H	2B	3B	HR	RBI	SH	SF	HB	BB	SO	SB	CS	OBP	OPS
2022	Houston	.250	3	16	0	4	1	0	0	2	0	0	1	5	0	0	0	.294	.607

FRANCE'S PROFESSIONAL INJURED LIST HISTORY

DATES	INJURY		LEVEL
June 8-18, 2024	Right Heel Fracture		Seattle
June 24-July 7, 2022	Left Elbow Sprain		Seattle
May 14-24, 2021	Left Wrist Inflammation		Seattle

TWINS ON X

Travis Adams.....@T_adams_jarvis
 Trevor Amicone.....@TrevorAmicone
 Scott Blewett.....@Sblewett7
 Matt Borgschulte.....@MBorg7
 Byron Buxton.....@OfficialBuck103
 Jair Camargo.....@Camargo7Jair
 Matt Canterino.....@cotton_cante
 Diego Cartaya.....@DCarty_17
 Hank Conger.....@PandaCrusher35
 Carlos Correa.....@TeamCJCorrea
 Randy Dobnak.....@Dobnak_
 Jhoan Duran.....@JhoanDuran14
 David Festa.....@davidfesta13
 Kody Funderburk.....@KodyFunderburk
 Mickey Gasper.....@_Mick_the_Kid_
 Alex Isola.....@alex_isolaa
 Ryan Jeffers.....@Ryan_Jeffers8
 Ryan Jensen.....@rystacks24
 Edouard Julien.....@edouardjulien7
 Luke Keaschall.....@LKeaschall

DaShawn Keirse Jr.....@bullsey32
 Brooks Lee.....@brooksllee22
 Pablo López.....@pablojoselopez
 Austin Martin.....@austin_martin99
 Zebby Matthews.....@ZebbyMatthews
 Anthony Misiewicz.....@budmishovits18
 Andrew Morris.....@andrewmo03
 Bailey Ober.....@baileyOB_17
 Rayden Sierra.....@SierraRayden
 Alex Speas.....@alexispeas
 Brock Stewart.....@Brock_A_Stewart
 Michael Tonkin.....@mtonkin37
 Justin Topa.....@Justin_Topa
 Louis Varland.....@LouieVarland
 Matt Wallner.....@Matt_Wallner
 Tommy Watkins.....@TommyWatkins
 Pat Winkel.....@patrick_winkel
 Simeon Woods Richardson.....@simeon_woods
 Huascar Ynoa.....@Theynoa19



55

KODY FUNDERBURK

LHP

H/W: 6-3/233 **B/T:** L/L
OPENING DAY AGE: 28
BORN: 11/27/1996 in Mesa, AZ
RESIDES: Minneapolis, MN

ACQUIRED: 15th RD, 2018 MLB Draft
M.L. SERVICE: 1 year, 23 days
OPTIONS USED: 1 of 3
CONTRACT STATUS: Signed thru 2025

PERSONAL: Kody Leigh Funderburk...X. @KodyFunderburk...Instagram: @kodyfunderburk...married his wife, Alicia, on January 6, 2023...Alicia is a physician assistant...was a four-year letterman at Queen Creek High School...held the school's all-time RBI record (77)...began his college career at Mesa Community College in his native Arizona, where he was a pitcher and infielder...was named a NJCAA Division II First Team All-American, First Team All-Conference and First Team All-Region selection in 2017 after leading the Thunderbirds in batting average (.400), home runs (8), RBI (55), slugging percentage (.651), and on-base percentage (.504)...also made eight appearances, including three starts on the mound and struck out 16 batters in 12.2 innings...played one season at Dallas Baptist University (2018), going 1-3, 6.84 ERA (50.0 IP, 38 ER) with 31 walks and 53 strikeouts in 15 appearances (14 starts)...also posted .313 batting average (.63-for-201) with 19 doubles, one triple, 12 home runs, 47 RBI, 43 walks, a .434 on-base percentage and a .597 slugging percentage in 59 games for the Patriots...majored in Psychology...attended Twins Winter Caravan in 2024 with Nick Gordon, Glen Perkins and Kris Atteberry, visiting Sioux Falls, SD; Watertown, SD; Fargo, ND...attended 2024 and '25 TwinsFest at Target Field.

CAREER HIGHS

IP: 2.0, 7x, last 7/3/24 vs. DET
SO: 4, 6/27/24 at DET
Walks: 2, 3x, last 5/25/24 vs. TEX
CG: --
Low-Hit CG: --
Save-Streak: 1, 7/8/24



CAREER HIGHLIGHTS: Ranked as 24th-best prospect in Twins organization by *Baseball America* entering 2024...made major league debut on August 28, 2023 vs. Cleveland, earning the win in 2.0 innings of relief...became the first Twins pitcher to win in his major league debut since Fernando Romero (start) on May 2, 2018...became the first Twins pitcher to win in major league debut in relief since Todd Ritchie (April 3, 1997)...appeared in the Arizona Fall League in 2021 for the Scottsdale Scorpions and went 3-2, 6.11 ERA (17.2 IP, 12 ER) with six walks and 22 strikeouts in six starts.

POSTSEASON CAREER: Was on both the ALWCs (vs. Toronto) roster and ALDS (vs. Houston) roster for 2023 Postseason for Twins but did not pitch in either series.

2024:

- ✦ Made Twins Opening Day roster, the first of his career.
- ✦ Appeared in 11 games to begin the season, including a season-long six-straight games without allowing an earned run from April 4-19.
- ✦ Optioned to Triple-A St. Paul on May 1 as club had need for fresh arm (Caleb Boushley contract selected).
- ✦ Recalled by Minnesota on May 3 and optioned back to St. Paul on May 27.
- ✦ Pitched in seven games for St. Paul from May 30-June 19, posting a 1.13 ERA (8.0 IP, 1 ER) with four walks and 14 strikeouts.
- ✦ Set career high with four strikeouts on June 27 at Arizona (2.0 IP).
- ✦ Placed on 15-day Injured List on July 21 with a left oblique strain...transferred to 60-day IL on September 5, making room on 40-man roster for outfielder DaShawn Keirsey Jr.
- ✦ Pitched in four games on rehab assignment with Triple-A St. Paul...stayed in St. Paul after conclusion of Saints' season and continued workouts to be ready for major league club in final week of Twins' season.
- ✦ Reinstated by Twins on September 27...made one appearance and optioned September 28.
- ✦ Struck out at least one batter in 20 of 27 appearances on season and multiple batters nine times.

2023: Made five appearances for the Wind Surge from April 6-22 before being promoted to Triple-A St. Paul on April 27...2023 marked first professional season in which he switched from starter to full-time reliever...reached minor league season-high five strikeouts twice (April 22 at Tulsa with Wichita and August 2 at Columbus with St. Paul)...finished Triple-A season ranking tied for third on Saints' staff in games (37)...also led the staff in WHIP (1.06) and strikeouts-per-9.0 IP (13.0) among players with a minimum of 40.0 innings pitched...made 37 appearances for the Saints before having his contract selected on August 28...named International League All-Star after season...made his major league debut on August 28 vs. Cleveland, pitching 2.0 scoreless innings with a season-high three strikeouts earning the win in a 10-6 Twins victory...earned first major league strikeout, fanning Ramón Laureano...became the first Twins pitcher to earn a win in his major league debut since Fernando Romero (start) on May 2, 2018 and the first to do so in relief since Todd Ritchie on April 3, 1997...also became the second pitcher in Twins history to earn the win in a hitless major league debut (Bill Pleis - game two of a double header on April 16, 1961)...posted an ERA of 1.25 (36.0 IP, 5 ER) with a .139 opponent batting average in final

OHTANI BEFORE IT WAS COOL

Recruited by Dallas Baptist as a first baseman and two-way player. In 59 games in 2018, he slashed .313/.434/.597 with 12 HR. During the draft process, some teams wanted him to hit and some wanted him to pitch. Some said, they may be willing to do both and eventually play into one or the other. He figured with his recent success at the plate, he would be drafted as a first baseman. Then when the Twins drafted him, his name was called, followed by "left-handed pitcher" cementing his future.

MOTHER KNOWS BEST

Kody's family is big into collecting baseball cards and has their own online card shop, always looking for cards of Funderburk.

In 2024, TOPPS shared a screenshot of an eBay private message between a potential buyer and the seller of a 2024 Topps Chrome Funderburk rookie card, only 25 of which were printed — that was priced at \$99. The buyer was actually Kody's mom, Deanna. She wrote, "I'm his mom, I'm wondering what is the lowest you (would) consider for someone who knows nothing about card prices but trying to get my kid's cards. I have no idea but seems like \$99.00 is a lot for my kid. No?"

Kody's response was, "Come on, Mom. I know I've got a 5.60 ERA, but you don't have to downplay how bad it is."

26 games between St. Paul and Minnesota combined from July 3-October 1...10 of 11 appearances for Twins were scoreless, including each of his last nine - all in September (9.2 IP)...combined to go 7-1, 2.10 ERA (73.0 IP, 17 ER) with 32 walks, 109 strikeouts and a .184 opponent batting average in 53 games between Double-A Wichita, Triple-A St. Paul and Minnesota...held right-handed batters to a .175 average and left-handed batters to a .200 average...ranked as 24th best prospect in Twins organization by *Baseball America* entering 2024.

2022: Began season in Wind Surge bullpen but transitioned to starter role from beginning of June to end of season...named Double-A All-Star with Wichita.

2021: Named Twins minor league Pitcher of the Week on September 5...appeared in the Arizona Fall League for the Scottsdale Scorpions, went 3-2, 6.11 ERA (17.2 IP, 12 ER) with six walks and 22 strikeouts in six games (all starts).

2020: Did not pitch professionally due to cancelled minor league season (COVID-19 pandemic).

2019: Split season between Low-A Cedar Rapids and High-A Fort Myers, combining to go 1-3, 4.39 ERA (53.1 IP, 26 ER) with 26 walks and 57 strikeouts in 13 games (10 starts).

2018: Spent first professional season with Rookie-Elizabethton, appearing in 10 games (9 starts)...made professional debut on June 24 at Bristol, pitching 3.0 scoreless innings with one hit allowed, one walk and three strikeouts.

PROFESSIONAL: Selected by Twins in the 15th round of 2018 First-Year Player Draft from Dallas Baptist University; signed by scout Trevor Brown.

FUNDERBURK'S PITCHING RECORD

YEAR	CLUB	W-L	ERA	G	GS	CG	SH	SV	IP	H	R	ER	HR	HB	BB	SO	WP	K/9	BAA
2017	GCL Twins	3-0	1.33	6	1	0	0	0	20.1	10	4	3	1	2	4	19	0	8.4	.141
2018	Cedar Rapids	3-5	3.26	20	17	0	0	1	94.0	94	40	34	4	11	35	71	7	6.8	.263
2019	Cedar Rapids	4-3	4.57	8	8	0	0	0	41.1	42	24	21	4	2	15	44	6	9.6	.250
	Fort Myers	4-4	3.38	13	12	0	0	0	69.1	61	31	26	4	6	23	51	5	6.6	.237
2020		NO SEASON - DID NOT PLAY																	
2021	Cedar Rapids	1-1	1.84	3	3	0	0	0	14.2	13	4	3	1	0	6	23	1	14.1	.250
2022	Fort Myers	0-0	16.20	1	1	0	0	0	1.2	5	7	3	1	0	1	1	0	5.4	.417
	Wichita	1-3	4.40	24	10	0	0	3	57.1	60	33	28	4	1	30	64	4	10.1	.270
2023	Wichita	1-0	1.00	5	0	0	0	1	9.0	9	1	1	0	0	6	14	1	14.0	.235
	St. Paul	4-1	2.60	37	2	0	0	5	52.0	34	15	15	1	3	21	75	0	13.0	.183
	MINNESOTA	2-0	0.75	11	0	0	0	0	12.0	6	1	1	1	1	5	19	0	14.3	.146
2024	St. Paul	1-0	6.08	11	0	0	0	3	13.1	12	9	9	1	2	6	22	1	14.9	.231
	MINNESOTA	1-0	6.49	27	0	0	0	1	34.2	41	26	25	4	5	15	32	4	8.3	.301
Minor League Totals		23-13	3.32	126	48	0	0	13	336.1	291	140	124	15	23	146	385	24	10.3	.231
Major League Totals		3-0	5.01	38	0	0	0	1	46.2	47	27	26	5	5	15	32	4	9.8	.266

FUNDERBURK'S WILD CARD RECORD

YEAR	OPPONENT	W-L	ERA	G	GS	CG	SH	SV	IP	H	R	ER	HR	HB	BB	SO	WP	K/9	BAA
2023	Toronto	DID NOT PITCH																	

FUNDERBURK'S DIVISION SERIES RECORD

YEAR	OPPONENT	W-L	ERA	G	GS	CG	SH	SV	IP	H	R	ER	HR	HB	BB	SO	WP	K/9	BAA
2023	Houston	DID NOT PITCH																	

FUNDERBURK'S CAREER FIELDING RECORD

POSITION	PCT	G	PO	A	E	TC	DP	PB
Pitcher	.923	38	3	9	1	13	0	—

FUNDERBURK'S PROFESSIONAL INJURED LIST HISTORY

DATES	INJURY		LEVEL
July 21-end of 2024 season.....	Left Oblique Strain.....		Minnesota.....
July 25-August 22, 2021.....	COVID-19.....		Double-A Wichita.....
June 21-July 19, 2021.....	Right Oblique Strain.....		Single-A Cedar Rapids.....

FUN(DY) FACTS

What is your favorite baseball memory growing up?: "Me and my wife took a trip to Japan, loved it. I highly recommend going if someone's on the fence about it. We went for 13 days and loved every single day."

What is your favorite baseball memory growing up?: "All the times I spent at the field with my family. My family helped support me a lot growing up. Our weekends pretty much just revolved around baseball, and so I got to spend a lot of time with them."


Most influential person in your life pertaining to baseball?:

I don't think I can narrow it down to one person, I've been extremely blessed with some very good coaches that have poured into me and have helped shape me into the player that I am today. I gotta say it's probably almost every single coach I had. High school, junior college, Dallas Baptist, and going through the minor leagues."

Any favorite Twins players growing up?: "Johan Santana comes to mind. Classic left-handed pitcher, just really fun to watch, commanded the ball, was really, really good for a really long time. It was really fun watching him throw. Played with him in the video games and all that."

If you retired from baseball tomorrow, what would you do as a job or hobby?: "I think I still would be involved in baseball somehow. I'd be a coach, I'd own a facility, I think I would still do something in the game. I think I'm just a baseball person at heart and I love this game and want to give back to it and help pour into other people that have helped pour into me, so I definitely think it'd be coach, facility owner, something like that."

Favorite memory from minor league days?: "A lot of times on the road in the minor leagues what we would do is someone would bring a Nintendo Switch, and we would be playing Mario Party, Mario Kart, nights after the games just to pass the time when we're on the road, and I just think about how we don't really remember how guys performed on the field, but more so those memories of things we were doing off the field, hanging out with each other, building those experiences."



11

MICKEY GASPER

UTL

H/W: 5/10/2007 B/T: S/R
OPENING DAY AGE: 29
BORN: 10/11/1995 in Merrimack, NH
RESIDES: Freehold, NJ

ACQUIRED: Trade with BOS, 12/24/24
M.L. SERVICE: 49 days
OPTIONS USED: 0 of 3
CONTRACT STATUS: Signed thru 2025

PERSONAL: Michael Gasper...X: @_Mick_the_Kid...Instagram: @mickeygasper7...Mickey proposed to his now-fiancée Leann in the 2024-25 offseason while on vacation in Puerto Rico...played for Bryant University (2015-18)...named the Northeast Conference Player of the Year as a junior in 2017...graduated from Merrimack High School (NH), where he lettered in baseball and basketball...participated in 2025 Twinsfest at Target Field in January.

CAREER HIGHLIGHTS: Twins mark third professional organization (New York-AL - 2018-23 and Boston - 2024)...drafted as catcher/first baseman and spent first part of pro career at those two positions; worked in second base, third base and some outfield later...made major league debut on August 12, 2024 vs. Texas (with Boston), going 0-for-0, drawing a walk against Walter Pennington in first career plate appearance...named International League Player of the Week on August 11, 2024...named South Atlantic League Mid-season All-Star in 2018.

POSTSEASON CAREER: Has never appeared at major league level.

2024:

- Was an invite to Boston spring training and played in four games, going 1-for-3 in Grapefruit League play.
- Began season with Double-A Portland and was promoted to Triple-A Worcester on June 4.
- Recorded season-high five RBI on June 30 at Scranton/Wilkes-Barre.
- Recorded a nine-game hitting streak from July 6-July 24 (G2) and an 11-game streak from July 27-August 10 (G2).
- Named International League Player of the Week on August 11 after batting .579 with 10 runs scored in five games from August 6-10 (11-for-19, 2B, 2 HR, 3 RBI, 3 BB).
- From June-August, led Triple-A (min. 100 PA) in average (.396) and OBP (.509)...also ranked third in OPS (1.164) and fourth in SLG (.655).
- Selected by Red Sox on August 12 and made debut that night vs. Texas...reached base in first plate appearance, drawing a walk against Walter Pennington...walked again in second plate appearance three days later in second career PA on August 15 at Baltimore.
- Made his first start on August 24 vs. Arizona, playing second base.
- Optioned to Worcester on September 7, playing seven games before being recalled back to Boston on September 21 (Rafael Devers - IL).
- Scored first career run in the 10th inning on September 24 at Toronto, after pinch running for Triston Casas.
- Did not record a hit in his 23 major league plate appearances, (0-for-18), but reached base five times (4 BB, 1 HBP).
- Made 89 starts in the minors, 36 each at first base and catcher, 13 as the designated hitter, and four at second base...also played 2.0 innings at third base for Worcester...committed just one error in 366.1 innings at the Triple-A and MLB level combined.
- Hit .328 with a .970 OPS over 92 minor league games (102-for-311, 66 R, 27 2B, 12 HR, 58 RBI, 56 BB, 9 HBP, 4 SF, 4 SB)...posted a .367 AVG/1.063 OPS in 48 games for Worcester (62-for-169, 38 R, 14 2B, 8 HR, 36 RBI, 30 BB).
- Acquired by Twins via trade with Red Sox on December 24, 2024, in exchange for left-handed pitcher Jovani Morán.

2023: Split season with Double-A Somerset (70 G) and Triple-A Scranton/Wilkes-Barre (22 G), hitting .246 (55-for-224) with 9 HR, 32 RBI, and 33 BB...played 26 games (22 starts) at first base and 19 games (16 starts) at catcher.

2022: Spent entire season with Double-A Somerset (New York-AL)...hit .296 (13-for-44) with a .931 OPS against left-handed pitching and .259 (44-for-170) with an .840 OPS against right-handed pitching...played career-high 57 games (56 starts) at first base and 13 games (12 starts) at catcher.

2021: Began season with Single-A Hudson Valley (New York-AL) and played in just four games for the Renegades...missed time on 7-day Injured List with a dislocated left thumb and eventual thumb surgery from May 13-August 17...appeared in four games on rehab assignment with FCL Yankees in mid-August and returned to Hudson Valley to play two games...promoted to Double-A Somerset on August 20 where he finished season.

CAREER HIGHS

Hits: --
RBI: --
HR: --
GS: --
SB: --

Hit-Streak: --

WALK-OFF HITS/PA

None

MULTI-HR GAMES

None



HEY MICKEY

What is your favorite baseball memory growing up? "All the times hitting on the tee with my dad before my games, after my games, throughout the summer."

Most influential person in your life pertaining to baseball? "It's a tie between my father and Bob Caswell."

Favorite thing you did this last offseason?

"I took a trip to Puerto Rico, and I proposed to my fiancée. It was a good time."

Favorite Twins players growing up? "Definitely Joe Mauer was one of my favorites as a kid."

Favorite memory from minor league days?

"We won the championship if 2022 in Double-A. That was really fun, a really good team."

If you retired from baseball tomorrow, what would you do as a job or hobby? "Probably try and keep coaching baseball, doing something in the game."

2020: Did not play professionally after minor league season cancelled due to COVID-19 pandemic.

2019: Named a South Atlantic League Mid-Season All-Star with Single-A Charleston in 2019.

2018: Split first professional season between Rookie-Pulaski and Single-A Charleston (New York-AL), combining to play 43 games.

PROFESSIONAL: Originally selected by New York-AL in 27th round of 2018 First-Year Player Draft...selected by Boston in minor league phase of Rule 5 Draft on December 6, 2023...acquired by Minnesota via trade on December 24, 2024, in exchange for left-handed pitcher Jovani Morán.

GASPER'S PLAYING RECORD																			
YEAR	CLUB	AVG	G	AB	R	H	2B	3B	HR	RBI	SH	SF	HB	BB	SO	SB	CS	OBP	OPS
2018	Pulaski	.259	42	139	25	36	6	0	9	30	0	1	2	30	21	0	0	.395	.892
	Charleston	.000	1	1	0	0	0	0	0	0	0	0	0	0	0	0	0	.000	.000
2019	Charleston	.233	84	288	34	67	17	0	8	42	0	3	8	44	63	1	0	.347	.722
	Tampa	.321	23	78	10	25	5	0	2	11	0	1	3	7	16	2	0	.393	.855
2020	DID NOT PLAY - NO MINOR LEAGUE SEASON																		
2021	FCL Yankees	.222	4	9	2	2	0	0	0	2	0	1	0	3	2	0	0	.385	.607
	Hudson Valley	.318	7	22	6	7	1	0	1	2	0	0	2	6	0	0	0	.423	.923
	Somerset	.343	10	35	10	12	2	2	1	7	0	1	2	2	6	2	0	.400	1.000
2022	Somerset	.266	70	214	34	57	14	1	8	27	0	3	9	44	53	3	2	.407	.861
2023	Somerset	.269	52	156	30	42	6	0	6	24	0	1	5	26	27	8	1	.388	.811
	Scranton/Wilkes-Barre	.191	22	68	7	13	2	0	1	4	0	0	2	8	16	2	0	.295	.560
2024	Portland	.282	44	142	28	40	13	0	4	22	0	3	5	26	22	3	0	.403	.861
	Worcester	.367	48	169	38	62	14	0	8	36	0	1	4	30	20	1	1	.471	1.062
	BOSTON	.000	13	18	1	0	0	0	0	0	0	0	1	4	8	0	0	.217	.217
Minor League Totals		.275	407	1321	224	363	80	3	48	207	0	15	42	222	252	22	4	.392	.841
Major League Totals		.000	13	18	1	0	0	0	0	0	0	0	1	4	8	0	0	.217	.217

GASPER'S CAREER FIELDING RECORD								
POSITION	PCT	G	PO	A	E	TC	DP	PB
Second Base	1.000	6	4	11	0	15	0	—
First Base	1.000	2	1	0	0	1	0	—
Totals	1.000	8	5	11	0	16	0	—

GASPER'S PROFESSIONAL INJURED LIST HISTORY		
DATES	INJURY	LEVEL
April 8-15, 2022	Left Ankle Sprain	Double-A Somerset
May 13-August 17, 2021	Dislocated Left Thumb/Thumb Surgery	Single-A Hudson Valley

TWINS MOST RUNS SCORED IN A GAME					
RUNS	DATE/OPPONENT	RUNS	DATE/OPPONENT	RUNS	DATE/OPPONENT
24	4/24/96 at Detroit	17	5/25/65 at Boston	15	5/14/64 vs. Chicago-AL
23	6/4/02 vs. Cleveland		7/24/76 at Chicago-AL		7/2/64 at Boston
21	5/20/94 vs. Boston		7/25/83 vs. Milwaukee		5/15/76 at California
	6/4/94 at Detroit		5/29/92 vs. Detroit		7/10/77 vs. Seattle
20	4/27/80 vs. Oakland		8/10/94 vs. Boston		5/7/78 at Baltimore
	7/6/07 at Chicago-AL		7/2/16 vs. Texas		9/9/80 vs. Milwaukee
	5/21/09 at Chicago-AL		9/2/17 vs. Kansas City		5/22/88 at Texas
	8/22/14 vs. Detroit		6/12/24 vs. Colorado		5/24/92 at Detroit
	6/13/17 vs. Seattle	16	9/7/69 at Oakland		6/4/92 vs. Texas
	9/4/23 at CLE		5/8/79 vs. Toronto		9/19/00 vs. Texas
19	6/26/77 vs. Chicago-AL		6/30/79 vs. Chicago-AL		6/12/03 vs. Colorado
	5/20/89 at Texas		5/18/83 vs. Oakland		5/9/06 at Texas
	7/26/10 at Kansas City		4/24/90 vs. Detroit		7/31/06 vs. Texas
	7/16/12 vs. Baltimore		5/25/90 vs. Boston		5/21/10 vs. Milwaukee
18	9/5/76 vs. Chicago-AL		4/3/96 vs. Detroit		5/8/13 at Boston
	9/10/76 vs. Kansas City		4/30/96 vs. Kansas City		8/20/15 at Baltimore
	4/15/79 at Seattle		7/15/96 vs. Chicago-AL		7/10/16 at Texas
	5/16/03 vs. Chicago-AL		7/25/96 vs. Boston		8/16/18 vs. Detroit
	9/4/12 at Chicago-AL		6/19/03 at Kansas City		7/5/19 at New York-NL
	5/18/19 at Seattle		6/1/04 vs. Tampa Bay		4/5/21 at Detroit
			5/20/06 at Milwaukee		
			5/13/07 vs. Detroit		
			8/3/14 at Chicago-AL		
			9/12/17 vs. San Diego		
			4/20/19 at Baltimore		
			5/23/19 at Los Angeles-AL		
			5/14/23 vs. Chicago-NL		
			4/27/24 at Los Angeles-AL		





76

ALEX ISOLA
NON-ROSTER INVITE

C/1B

H/W: 6-0/217 B/T: R/R
OPENING DAY AGE: 26
BORN: 7/22/1998 in Lincoln, CA
RESIDES: Lincoln, CAACQUIRED: 29th RD, 2019 MLB Draft
M.L. SERVICE: None
OPTIONS USED: 0 of 3
CONTRACT STATUS: Signed thru 2025

PERSONAL: Alexander Clay Isola (pronounced eye-SOH-la)...X: @alex_isolaa...Instagram: @alex_isolaaa...wife, Lexi, married in November of 2024; the couple got married in the Chicago area, where Lexi is from...attended Jesuit High School in Carmichael, CA...began collegiate career at the University of Utah in 2017...transferred to play junior college ball at Yavapai College in Prescott, AZ in 2018...transferred to Texas Christian University in Fort Worth, TX in 2019...named 2021 Harmon Killebrew Award winner for minor league community service, representing High-A Cedar Rapids...volunteered with the local Meals on Wheels chapter during the season, delivering meals to those in need in his free time and encouraging his teammates to do the same...enjoys golfing in spare time.

CAREER HIGHLIGHTS: Began professional career in Twins system mostly as catcher but has transitioned to first base and corner outfield spots in 2023 and 2024...played for Glendale Desert Dogs in 2022 Arizona Fall League...named first baseman on Twins MiLB.com organizational All-Star team in 2023.

POSTSEASON CAREER: Has not appeared at major league level.

2024:

- Was invite to Twins spring training for first time in career officially after being depth camp player in 2023.
- Reassigned to minor league camp on March 6 and began season with Triple-A St. Paul.
- Homered in first at-bat of season on March 30 vs. Columbus...played leftfield for first time in professional career in same game.
- Reached safely in season-long 10-straight games from May 5-17, posting a .409 on-base percentage in that span.
- Played first professional game in rightfield on June 22 vs. Toledo.
- Transferred to Double-A Wichita on August 24 where he finished season.
- Hit .291 (16-for-55) with two outs and runners in scoring position at both levels combined.
- At both levels defensively combined, played 31 games (30 starts) in leftfield, 26 games (25 starts) at first base, eight games (all starts) in rightfield and six games (5 starts) at catcher...marked his fewest games caught in professional ball.

2023: Was in Twins minor league spring training but played in several exhibition games for Minnesota as depth player, coming from minor league side of complex...spent entire season at Double-A Wichita...reached safely in season-long 17-straight games from April 27-May 20, hitting .339 (22-for-65) with a .942 OPS in that span...recorded second career multi-homer game on August 13 at Northwest Arkansas, including a career-high six RBI...finished season hitting .374 (46-for-123) with six doubles, eight home runs, 24 RBI, a .435 on-base percentage a .618 slugging percentage and a 1.053 OPS in final 33 games from August 10-September 17...hit .431 (28-for-65) with a 1.304 OPS vs. left-handed pitching, compared to .251 (86-for-343) with a .757 OPS vs. right-handed pitching...played 50 games (49 starts) at first base, 44 games (all starts) at designated hitter and 15 games (13 starts) at catcher...committed just six errors on season in 490 total chances (4 at first base, 2 at catcher)...set minor league career-highs in doubles (22), home runs (20), hits (114), runs scored (66), games (110), stolen bases (5) and total bases (196)...ranked second on Wind Surge in home runs, total bases, runs scored and hits, third in doubles and fourth in RBI (58)...named first baseman on Twins MiLB.com organizational All-Star team.

2022: Spent nearly all season with Double-A Wichita...hit first career grand slam on May 17 vs. Springfield...hit .324 (22-for-68) with 14 RBI in 18 May games for Wind Surge...placed on 7-day Injured List on June 2 with a left foot sprain; played three games on rehab assignment with FCL Twins and reinstated on August 10...reached base safely in career-long 21-straight games from May 22-August 24, which included rehab stint, posting a .433 on-base percentage during that span (25 hits, 14 walks)...played 23 games (all starts) at designated hitter, 18 games (17 starts) at catcher and 17 games (all starts) at first base...committed just five errors in 286 total chances (3 at catcher, 2 at first base)...hit .343 (23-for-67) with a .939 OPS vs. left-handed pitching, compared to .255 (38-for-149) with an .819 OPS vs. right-handers...played 16 games for Glendale in the Arizona Fall League, hitting .228 (13-for-57) with five doubles, 12 RBI, 10 walks, and a .343 on-base percentage...played 12 games (all starts) at first base and three games (all starts) at catcher.

2021: Participated in Twins spring training as minor league depth player...spent entire minor league season with High-A Cedar Rapids, hitting .243 (88-for-362) with 15 doubles, 17 home runs, 52 RBI, 47 runs scored and 53 walks in 98 games...named Twins minor league Player of the Week on September 12, after hitting .417 (10-for-24) with five home runs, eight RBI, a 1.042 slugging percentage and a 1.458 OPS...named winner of the Harmon Killebrew Award for minor league community service, representing High-A Cedar Rapids...volunteered with the local Meals on Wheels chapter during the season, delivering meals to those in need in his free time and encouraging his teammates to do the same.

2020: Did not play professionally; minor league season cancelled due to COVID-19...played a few games for Twins in spring training, coming over nearly every day from the minor league side of camp.

2019: Began professional career with Rookie-Elizabethton and played in seven games for the E-Twins before being promoted to Low-A Cedar Rapids on July 6...hit first professional home run on July 4 vs. Kingsport...placed on 7-day Injured List with right hand fracture on August 6, missing rest of season.

PROFESSIONAL: Selected by Twins in 29th round of 2019 First-Year Player Draft; signed by scout Trevor Brown.



ISOLA'S PLAYING RECORD

YEAR	CLUB	AVG	G	AB	R	H	2B	3B	HR	RBI	SH	SF	HBP	BB	SO	SB	CS	OBP	OPS
2019	Elizabethton	.400	7	25	7	10	2	0	1	8	0	1	2	0	10	1	0	.429	1.029
	Cedar Rapids	.268	18	56	7	15	3	0	2	9	0	1	0	5	9	0	0	.323	.751
2020	NO SEASON - DID NOT PLAY																		
2021	Cedar Rapids	.243	98	362	47	88	15	0	17	52	0	1	2	53	89	1	0	.342	1.029
2022	FCL Twins	.167	3	6	2	1	0	0	1	3	0	0	0	3	2	0	0	.444	1.111
	Wichita	.286	58	210	33	60	9	0	10	40	0	4	1	32	45	0	1	.377	.848
2023	Wichita	.279	110	408	66	114	22	0	20	58	0	1	6	50	100	5	2	.366	.846
2024	Wichita	.214	19	70	7	15	2	0	2	8	0	0	1	7	15	0	1	.295	.624
	St. Paul	.215	70	237	28	51	13	0	5	29	0	5	1	31	53	4	1	.303	.636
Minor League Totals		.258	383	1374	197	354	66	0	58	207	0	13	13	181	323	11	5	.347	.779

ISOLA'S PROFESSIONAL INJURED LIST HISTORY

DATES	INJURY	LEVEL
June 2-August 10, 2022	Left Foot Strain	Double-A Wichita
August 6-end of 2019 season	Right Hand Fracture	Low-A Cedar Rapids

THREE-HOMER GAMES

TWINS	NO.	PLAYER	DATE	OPPONENT	AT-BATS (AB HR HIT)
	1	Bob Allison	5-17-63	at Cleveland	5 (3-4-5)
	2	Harmon Killebrew	9-21-63 (G1)	at Boston	5 (1-3-5)
	3	Tony Oliva	7-3-73	at Kansas City	5 (1-3-5)
	4	Justin Morneau	7-6-07 (G2)	at Chicago-AL	5 (1-2-4)
	5	Max Kepler	8-1-16	at Cleveland	6 (1-2-4)
	6	Brian Dozier	9-5-16	Kansas City	5 (1-2-5)
	7	Eddie Rosario	6-13-17	Seattle	5 (1-2-5)
	8	Byron Buxton	8-27-17	at Toronto	5 (3-4-5)
	9	Eddie Rosario	6-3-18	Cleveland	5 (1-4-5)
	10	Max Kepler	6-6-19	at Cleveland	4 (1-2-4)
	11	Nelson Cruz	7-25-19	at Chicago-AL	5 (1-2-3)
	12	Nelson Cruz	8-3-19	Kansas City	4 (1-2-4)
	13	Miguel Sanó	5-18-21	Chicago-AL	4 (2-3-4)

OPPONENTS	NO.	PLAYER	DATE	OPPONENT	AT-BATS (AB HR HIT)
	1	Tom McCraw	5-24-67	Chicago-AL	6 (2-4-6)
	2	Joe Lahoud	6-11-69	Boston	5 (1-3-5)
	3	Bobby Grich	6-18-74	at Baltimore	5 (2-3-4)
	4	Al Oliver	5-23-79	at Texas	4 (1-3-4)
	5	Eddie Murray	8-29-79 (G2)	Baltimore	5 (3-4-5)
	6	Jeff Burroughs	8-14-81 (G2)	Seattle	4 (1-3-4)
	7	Doug DeCinces	8-3-82	at California	5 (1-2-3)
	8	Harold Baines	9-17-84	Chicago-AL	4 (1-3-4)
	9	Cory Snyder	5-21-87	at Cleveland	4 (1-2-4)
	10	Joe Carter	7-19-89	Cleveland	5 (1-2-4)
	11	Dave Winfield	4-13-91	California	6 (1-2-3)
	12	Dave Henderson	8-3-91	at Oakland	5 (1-2-3)
	13	Juan Gonzalez	6-7-92	at Texas	4 (1-2-4)
	14	Darnell Coles	7-5-94	Toronto	5 (2-4-5)
	15	Ernie Young	5-10-96	at Oakland	5 (1-3-4)
	16	Gerónimo Berroa	8-12-96	at Oakland	5 (1-2-5)
	17	Iván Rodríguez	9-11-97	at Texas	4 (2-3-4)
	18	Edgar Martínez	5-18-99	at Seattle	5 (3-4-5)
	19	Ellis Burks	6-19-01	at Cleveland	7 (3-4-7)
	20	Hee-Seop Choi	6-12-05	at Los Angeles-NL	4 (1-4-6)
	21	Nick Markakis	8-22-06	at Baltimore	4 (1-2-3)
	22	Evan Longoria	9-18-08	at Tampa Bay	5 (1-3-4)
	23	José Bautista	5-15-11	Toronto	5 (2-3-4)
	24	Curtis Granderson	4-19-12	at New York-AL	5 (1-2-3)
	25	Alex Rodríguez	7-25-15	New York-AL	4 (2-3-4)
	26	Josh Donaldson	8-28-16	at Toronto	4 (2-3-4)
	27	Triston Casas	9-22-04	at Boston	4 (1-2-3)



22

GRIFFIN JAX

RHP

H/W: 6-3/201 **B/T:** R/R
OPENING DAY AGE: 30
BORN: 11/22/1994 in Phoenix, AZ
RESIDES: Phoenix, AZ

ACQUIRED: 3rd RD, 2016 MLB Draft
M.L. SERVICE: 3 years, 91 days
OPTIONS USED: 1 of 3
CONTRACT STATUS: Signed thru 2025

PERSONAL: James Griffin Jax...Instagram: @griffinjax22...is a Captain in the United States Air Force Reserves, after being promoted in June 2021...he and his wife, Savannah, welcomed their first child, daughter Avery Elizabeth, in March 2023, just before the season began...second child due in 2025 spring training (approx. mid-Feb)...Savannah is a former intelligence officer in the Air Force Reserves...has younger twin brothers, Carson and Parker Jax, who are both pilots in the Air Force; Carson is stationed near Sacramento, CA and Parker is near Salt Lake City, UT – Carson's wife is in the Space Force and Parker's wife, Captain Chandler Jax, is also an Air Force pilot...on September 11, 2024, Parker and Chandler, along with two of their and Griffin's Air Force Academy classmates, did a flyover over Target Field and Carson threw out a ceremonial first pitch...when he debuted, became the first U.S. Air Force Academy graduate to play in the majors...he was already the first Air Force graduate to play above Single-A...nine total players have been drafted out of the Academy (Jax was the sixth)...rated the 95th-best prospect entering the 2016 draft by *Baseball America*...finished his junior season at the U.S. Air Force Academy going 9-2 with a school record 2.05 ERA (105.1 IP, 24 ER), 20 walks and 90 strikeouts in 15 starts...in 2016, was named the Mountain West co-Pitcher of the Year and All-Mountain West First-Team after leading the MWC in ERA, innings, complete games (6) and shutouts (2)...in three seasons with the Falcons went 15-20 with a 4.28 ERA (298.2 IP, 142 ER), 76 walks and 205 strikeouts in 46 appearances (44 starts)...is the son of former NFL linebacker Garth Jax, who spent 11 years playing between Arizona and Dallas...was originally drafted by the Phillies in the 12th round of the 2013 First-Year Player Draft after being named the 2013 Gatorade Player of the Year in Colorado and a Louisville Slugger High School First-Team All-American...went 7-1, 1.74 ERA with 57 strikeouts and two walks as a senior for Cherry Creek High School in 2013...wore uniform number 83 during rookie year, the first player or coach to do so in club history; changed to 65 prior to 2022 season...changed to number 22 during 2022-23 offseason, number previously occupied by Miguel Sanó...if he wasn't a baseball player, he would be an accountant...participated in 2023, '24 and '25 TwinsFest at Target Field in January...watched the TV show *Severance* on Apple TV in February/March.

CAREER HIGHS

IP: 6.0, 3x, last 9/10/21
SO: 10, 8/10/21 vs. CWS
Walks: 4, 8/24/21 at BOS
CG: --
Low-Hit CG: --
Save-Streak: 4, 8/24/23-3/28/24



CAREER HIGHLIGHTS: 2024 recipient of Joseph W. Haynes Award for Twins Pitcher of the Year, an award voted on by the Twin Cities chapter of the BBWAA...transitioned from starter to reliever in 2022 season after spending all of professional career as starter...in 2024, one of three pitchers in baseball with at least 10 saves, 20 holds, a batting average against of under .200 and a strikeouts-per-9.0 innings pitched ratio of at least 12.00, the others being Aroldis Chapman and Jeff Hoffman...only pitcher in Twins history with those numbers in single season...in fact, only pitcher in Twins history with at least 10 saves and 20 holds in one season...made major league debut June 8, 2021 vs. New York-AL, pitching 1.0 inning of relief, allowing three runs on three hits with one strikeout; fanned Tyler Wade for first career strikeout...earned first major league win June 25, 2021 vs. Cleveland...recipient of 2021 Bob Feller Act of Valor Award, which honors major leaguers who embody the spirit of late Hall of Famer Bob Feller, in terms of commitment to country and love for baseball...named Southern League Midseason All-Star in 2019...named as having best control in Twins minor league system by *Baseball America* following 2019 season...played for Salt River Rafter's of the Arizona Fall League in 2018...named Air Force Academy Male Athlete of the Year in 2018.

POSTSEASON CAREER: 2023: Made four appearances for Twins, two in the ALWCS vs. Toronto and two in the ALDS vs. Houston; combined to work 3.2 scoreless innings with one hit allowed, no walks and five strikeouts...made Postseason debut on October 3 vs. Toronto in Game 1 of ALWCS, pitching a scoreless eighth inning, with two strikeouts, earning the hold in a Twins 3-1 victory...earned another hold in Game 2 with a scoreless eighth inning...appeared in two ALDS losses vs. Houston, combining to pitch 1.2 scoreless innings with three strikeouts vs. Astros.

2024:

- Made Twins Opening Day roster for second time in career and second consecutively.
- Began season splitting closer role duties with Brock Stewart as Jhoan Duran began season on Injured List; Jax recorded four saves in four opportunities in April.
- Recorded save on Opening Day on March 28 at Kansas City, pitching 1.0 scoreless inning to close out a 4-1 Twins Opening Day victory.
- 14 of first 16 appearances were scoreless from March 28-May 3, posting a 1.93 ERA (14.0 IP, 3 ER) in that span.
- Moved back to setup role upon Duran's return and recorded holds in nine of 15 appearances from April 28-June 2.
- Posted an ERA of 1.50 ERA (12.0 IP, 2 ER) in 12 June appearances, with 17 strikeouts.
- Allowed just two home runs in first 45 appearances, from March 30-July 20.
- Made 200th career appearance on July 21 vs. Milwaukee.
- Held opponents scoreless in season-long 15-straight appearances from July 23-August 30 (14.1 IP), second longest of career.

MLB PITCHING LEADERS

K% AMONG RELIEVERS IN 2024

1. Mason Miller, OAK.....	41.8%
2. Josh Hader, HOU.....	37.8%
3. Kirby Yates, TEX.....	35.9%
4. Cade Smith, CLE.....	35.6%
5. Griffin Jax, MIN.....	34.4%

- * Set season high with 2.0 innings on September 4 vs. Los Angeles-AL, holding Angels scoreless with one walk and three strikeouts, while throwing just 20 pitches...was his longest outing since June 4, 2022 at Chicago-AL (also 2.0).
- * Struck out 300th career batter on September 19 at Cleveland, fanning Daniel Schneemann.
- * Held right-handed batters to a .169 average with a .471 OPS, compared to .200 average with a .564 OPS vs. left-handed batters.
- * Set career-highs in saves (10), games (72), holds (24) and strikeouts (95).
- * Twins were 51-21 in his appearances...led team in games overall with 72.
- * Finished with 10 holds, ranking 10th most in Twins history for single season...tied for seventh-most in AL.
- * Posted a 12.04 strikeouts-per-9.0 innings pitched ratio, the fourth-best in a single season in club history (Joe Nathan - 2006, 12.51; Johan Duran - 2003, 12.13; Nathan - 2005, 12.09)...ranked 10th in the AL in strikeouts-per-9.0 innings pitched (12.04).
- * Was one of three pitchers in baseball with at least 10 saves, 20 holds, a batting average against of under .200 and a strikeouts-per-9.0 innings pitched ratio of at least 12.00, the others being Aroldis Chapman and Jeff Hoffman...only pitcher in Twins history with those numbers in single season...in fact, only pitcher in Twins history with at least 10 saves and 20 holds in one season.
- * Ranked in the 99th percentile in baseball in xERA (2.34) and chase percentage (38.3%), 98th percentile in whiff percentage (37.8%), 97th percentile in xBA (.189) and strikeout percentage (34.4%), and 91st in average fastball velocity (97.0 mph).
- * Posted an overall pitching run value figure of 18, ranking in the 93rd percentile in baseball...breaking ball run value was seven (90th percentile), fastball run value was nine (85th percentile) and offspeed was two (76th percentile).
- * Held opponents to a batting average of .133 (2-for-15) against curveball, .156 (12-for-77) against 4-seamer, .173 (9-for-52) against changeup, .208 (5-for-24) against sinker and .216 (19-for-88) against sweeper...highest putaway percentage pitch was sinker (30.0%)...highest whiff rate was on changeup (47.6%).
- * Recipient of Joseph W. Haynes Award for Twins Pitcher of the Year, an award voted on by the Twin Cities chapter of the BBWAA.

MLB PITCHING LEADERS

xFIP AMONG RELIEVERS IN 2024

1. Mason Miller, OAK.....	2.21
2. Griffin Jax, MIN.....	2.32
3. Cade Smith, CLE.....	2.41
4. Aaron Bummer, ATL.....	2.52

AL PITCHING LEADERS

WHIFF RATE IN 2024

1. Josh Hader, HOU.....	40.5%
2. Mason Miller, OAK.....	40.1%
3. Mark Leiter Jr., NYY.....	40.0%
4. Griffin Jax, MIN.....	37.8%

2023: Made Twins Opening Day roster for first time in career and spent season in Minnesota's bullpen...appeared on Opening Day on March 30 at Kansas City, pitching 1.0 scoreless eighth inning and earning a hold in a Twins 2-0 victory...pitched in 100th career game on May 10 vs. San Diego, earning the win while escaping a bases-loaded jam with a strikeout of Matt Carpenter...went 2-0, 0.00 ERA (10.2 IP) with four hits allowed, one walk and eight strikeouts in 11 June games...posted team-best and career-best 19.1-inning scoreless streak from May 22-July 15...recorded first save of season on June 14 vs. Milwaukee...finished with four saves, second most on team...the other saves were August 24 vs. Texas, September 20 at Cincinnati and September 27 vs. Oakland...allowed first home run of season on July 19 at Seattle, a Eugenio Suárez two-run homer, snapping a string of 41-straight appearances without allowing a homer...snapped a 38.2-inning homerless streak to start season and first in 48.1 innings, dating back to 2022, the fourth-longest streak in MLB at time...recorded at least one strikeout in 15-straight appearances from August 24-September 30...longest for a Twin on season...recorded a hold in 17 of 34 outings from June 11-September 8, becoming Twins primary set-up man for Johan Duran...struck out multiple batters in 17 of 71 appearances...issued 10 losses on season, tied for most among AL relievers...but won six games in relief, tied for eighth most in the AL among relievers...Twins were 42-29 in games in which he appeared, including a 24-8 record after the All-Star break...held right-handed batters to a .228 batting average with a .599 OPS, compared to a .238 batting average and a .697 OPS vs. left-handed batters...led Twins and tied for ninth in AL in holds (23)...set career-highs in games (71) and holds (23)...ranked in the 97th percentile in baseball in barrel percentage (3.3%)...ranked in the 94th percentile in groundball percentage (56.8%) and in xERA (2.88)...ranked in the 89th percentile in average fastball velocity (86.8 mph)...threw sweeper 553 times on season, 11th most in baseball...held opponents to a .197 (29-for-147) average on sweeper, striking out 47 batters...sweeper made up 53.3% of his pitches, second highest percentage in baseball (minimum of 500 pitches)...made four Postseason appearances for Twins, two in the ALWCs vs. Toronto and two in the ALDS vs. Houston...made Postseason debut on October 3 vs. Toronto in Game 1 of ALWCs, pitching 1.0 scoreless eighth inning, with two strikeouts, earning the hold in a Twins 3-1 victory...earned another hold in Game 2 with a 1.0 scoreless eighth inning...appeared in two ALDS losses vs. Houston, combining to pitch 1.2 scoreless innings with three strikeouts vs. Astros.

2022: Was in Twins spring training and optioned to Triple-A St. Paul April 7...began season with Saints and appeared in one game prior to being recalled by Minnesota April 12 (Jorge Alcalá - IL)...pitched exclusively out of the Twins bullpen after beginning major league career in starting role in 2021...earned first career save April 28 vs. Detroit, pitching 3.0 shutout innings, a season-high...became one of club's primary setup men in May and earned first career hold May 2 at Baltimore...went 1-2, 1.38 ERA (13.0 IP, 2 ER) with one walk, 18 strikeouts and a .098 opponent batting average in 12 June games...19 of final 23 appearances on season were scoreless from August 13-October 3 (1.71 ERA)...struck out at least one batter in 51 of 65 outings and multiple batters in 23 outings...allowed just one home run in final 23 appearances from August 13-October 3 (September 7 at New York-AL - Gleyber Torres)...Twins went 38-27 in games in which he appeared, a .585 winning percentage, second-highest among Twins pitchers (Johan Duran - .719)...held left-handed batters to a .189 average, compared to .224 against right-handed hitters...opponents hit .187 (28-for-150) with 56 strikeouts against his slider...posted a breaking pitch average velocity of 86.1 mph, a 3.6 mph increase compared to 2021 (82.5 mph), the

X MARKS THE SPOT

Griffin's Target Field entrance features video highlights accompanied by DMX's "X Gon' Give It To Ya" hip hop song. He originally wanted another song but saw what the Twins production team put together in spring training 2024 and realized he had to keep it. His previous song was "No Long Talk" by Drake.

fourth-best improvement in baseball...threw fastball at average speed of 95.4 mph, a 2.8 mph increase compared to 2021 (92.6 mph), the highest increase in baseball, ahead of teammate Jorge López (second place - 2.3 mph increase)...ranked in the 86th percentile in baseball in fastball spin rate at 2391...ranked in the 87th percentile in baseball in chase rate at 33.3%...ranked 14th among AL relievers in strikeouts (78)...tied for first on Twins staff in holds (18), along with Johan Duran and Caleb Thielbar...ranked second on club in appearances (65)...led all Twins relievers in innings pitched (72.1).

2021: Was an invite to Twins spring training, the first of his career; reassigned to minor league camp March 23...began season at Triple-A St. Paul and was the Saints' number four starter, opening his season

MLB PITCHING LEADERS

HOLDS SINCE 2023

1. Yennier Cano.....	65
2. Tyler Rogers.....	63
3. Bryan Abreu.....	62
4. Joel Payamps.....	49
5. Colin Holderman.....	48
6. Griffin Jax.....	47
Hunter Harvey.....	47

MLB PITCHING LEADERS

GAMES SINCE 2022

1. Emmanuel Clase	226
2. Tyler Rogers	213
Tanner Scott	213
4. Griffin Jax	208
5. Phil Maton	206

(26.1 IP, 8 ER) with seven walks, 21 strikeouts, and a .188 (18-for-96) opponent batting average in a five-start span (2 QS) from July 19-August 16, including wins in back-to-back starts August 5 at Houston and August 10 vs. Chicago-AL...set season and career-high with 10 strikeouts August 10 vs. Chicago-AL (6.0 IP, 83 pitches)...became first Twins rookie with a 10-plus strikeout game since Trevor May September 14, 2014 at Chicago-AL (also 10 K)...also became the second Twins pitcher since at least 1988 with at least 10 strikeouts and 83-or-fewer pitches thrown in a start, joining José Berrios (11 K, 81 pitches) July 31, 2019 at Miami...became the first player or coach in Twins history (since 1961) to wear uniform number 83...named recipient of 2021 Bob Feller Act of Valor Award; presented with award prior to nightcap on September 14 vs. Cleveland...award honors major league who embodies spirit of late Hall of Famer Bob Feller, both in terms of commitment to country and love for baseball...combined to go 8-6, 5.50 ERA (122.2 IP, 75 ER) with 45 walks, 101 strikeouts and a .252 opponent batting average in 26 games between St. Paul and Minnesota.

2020: Did not play an official professional game and was left off the Twins' 60-man Player Pool...participated in Twins Fall Instructional League during October in Fort Myers, FL.

2019: Began season with Double-A Pensacola...named Southern League Pitcher of the Week twice with Blue Wahoos: May 5 (1-0, 0.75 ERA, 12.0 IP, 1 ER, 3 BB, 7 K) and June 30 (1-0, 0.69 ERA, 13.0 IP, 1 ER, 2 BB, 8 K)...named Southern League Midseason All-Star...went 2-2, 1.92 ERA (51.2 IP, 11 ER) with 11 walks and 34 strikeouts in 10 starts pre-break...promoted to Triple-A Rochester August 6 for three starts, going 1-2, 4.50 ERA (16.0 IP, 8 ER) with three walks and 10 strikeouts...transferred back to Pensacola August 20 and made two starts to finish the season...combined to go 5-7, 2.90 ERA (127.1 IP, 41 ER) with 27 walks and 94 strikeouts in 23 starts between the two levels...held right-handed batters to a .225 batting average and left-handers to a .264 average...named best control in Twins minor league system by *Baseball America* following season.

2018: Spent season with High-A Fort Myers after being activated from the Military List on June 1...allowed three earned runs or fewer in nine of his first 10 appearances with a 3.41 ERA (60.2 IP, 23 ER)...played for Salt River Rafterers of the Arizona Fall League, going 1-1, 3.86 ERA (21.0 IP, 9 ER) with 11 walks and 14 strikeouts in six games (5 starts)...following season was named Air Force Academy Male Athlete of the Year.

JAX AND THE AIR FORCE ACADEMY: Played baseball full-time while concurrently serving in the Air Force through the Air Force's World Class Athlete Program (WCAP); he was accepted into the program in April 2018 as a Second Lieutenant (the rank all cadets receive after graduating from the Academy)...the WCAP program was established in 1995 in honor of Tuskegee Airman Malvin G. Whitfield, who in 1952 became the first active-duty American serviceman to win an Olympic gold medal, doing so while simultaneously serving as a Korean War tail gunner...the program allows active duty soldiers to train for the Olympics as their full-time job responsibility, while still maintaining active duty status in the military (the Army has a similar program)...members of the program must still complete all mandatory Air Force trainings, continuing education, fitness assessments, etc...Jax became eligible for the program in 2018, because baseball was readmitted to the Olympics for 2020...he was paid by the Air Force while on active duty from

2018-19; he could not have an outside source of income while on active duty; the Twins paid for equipment, travel, etc., thanks to a special deal arranged between MLB and the Air Force...he completed his two-year active duty commitment in 2019 and transferred to the Air Force Reserve in November 2019...Jax was promoted to First Lieutenant in May 2019 and to Captain in June 2021.

PROFESSIONAL: Selected by Twins in third round (93rd overall) of 2016 First-Year Player Draft; signed by scout Ted Williams...originally drafted by Philadelphia in the 12th round of the 2013 First-Year Player Draft.

JAX'S PLAYING RECORD

YEAR	CLUB	W-L	ERA	G	GS	CG	SHO	SV	IP	H	R	ER	HR	HB	BB	SO	WP	K/9	BAA
2016	Elizabethhton	0-1	4.15	4	0	0	0	0	8.2	15	4	4	2	0	1	8	2	8.3	.385
2017	Elizabethhton	0-1	3.86	1	1	0	0	0	4.2	6	5	2	1	0	0	7	0	13.5	.300
	Cedar Rapids	2-1	2.39	4	4	0	0	0	26.1	19	7	7	1	1	7	13	0	4.4	.200
2018	Fort Myers	3-4	3.70	15	14	0	0	0	87.2	93	44	36	3	6	15	66	7	6.8	.274
2019	Pensacola	4-5	2.67	20	20	0	0	0	111.1	98	38	33	5	6	24	84	4	6.8	.235
	Rochester	1-2	4.50	3	3	0	0	0	16.0	19	10	8	2	2	3	10	1	5.6	.292
2020	DID NOT PLAY PROFESSIONALLY																		
2021	St. Paul	4-1	3.76	8	8	0	0	0	40.2	37	17	17	2	0	16	36	0	8.0	.242
	MINNESOTA	4-5	6.37	18	14	0	0	0	82.0	82	62	58	23	5	29	65	6	7.1	.256
2022	St. Paul	1-0	0.00	1	0	0	0	0	2.0	0	0	0	0	0	0	1	2	9.0	.000
	MINNESOTA	7-4	3.36	65	0	0	0	1	72.1	56	29	27	7	3	20	78	2	9.7	.212
2023	MINNESOTA	6-10	3.86	71	0	0	0	4	65.1	58	30	28	5	4	19	68	1	9.4	.232
2024	MINNESOTA	5-5	2.03	72	0	0	0	10	71.0	47	19	16	4	2	15	95	4	12.0	.184
Minor League Totals		15-15	3.24	56	50	0	0	0	297.1	287	125	107	16	15	67	226	14	6.8	.253
Major League Totals		22-24	3.99	226	14	0	0	15	290.2	243	140	129	39	14	83	306	13	9.5	.223

JOSEPH W. HAYES AWARD

TWINS WINNERS AS RELIEVER

1963	Bill Dailey
1964	Al Worthington
1974	Bill Campbell
1976	Bill Campbell
1978	Mike Marshall
1980	Doug Corbett
1981	Doug Corbett
1985	Ron Davis
1990	Rick Aguilera
1993	Rick Aguilera
1998	Mike Trombley
2002	Eddie Guardado
2008	Joe Nathan
2009	Joe Nathan
2011	Glen Perkins
2013	Glen Perkins
2019	Taylor Rogers
2022	Joan Duran
2024	Griffin Jax

JAX'S WILD CARD RECORD																	
YEAR	OPPONENT	W-L	ERA	G	GS	CG	SHO	SV	IP	H	R	ER	HR	HB	BB	SO	WP
2023	Toronto	0-0	0.00	2	0	0	0	0	2.0	1	0	0	0	0	0	2	0
																9.0	.143

JAX'S DIVISION SERIES RECORD																	
YEAR	OPPONENT	W-L	ERA	G	GS	CG	SHO	SV	IP	H	R	ER	HR	HB	BB	SO	WP
2023	Houston	0-0	0.00	2	0	0	0	0	1.2	0	0	0	0	0	0	3	0
																16.2	.000

JAX'S CAREER FIELDING RECORD									
POSITION	PCT	G	PO	A	E	TC	DP	PB	
Pitcher	.886	226	13	18	4	35	0	—	

JAX'S PROFESSIONAL INJURED LIST HISTORY									
DATES	INJURY					LEVEL			
None.....									



» » Griffin Jax and Matt Wallner visited the Minnesota State Fair in August of 2024 and learned how to show cattle, participating in their own competition as Griffin edged out Matt, taking first place.

SAVE RULE

Credit a pitcher with a save when he meets all three of the following conditions:

- (1) He is the finishing pitcher in a game won by his club; and
- (2) He is not the winning pitcher; and
- (3) He qualifies under one of the following conditions:
 - (a) He enters the game with a lead of no more than three runs and pitches for at least one inning; or
 - (b) He enters the game with the potential tying run either on base, at bat or on deck; or
 - (c) He pitches effectively for at least three innings.

No more than one save may be credited in each game.

It is considered a 'blown save' when a pitcher who has entered a game in a save situation departs with the save situation no longer in effect because he has given up the lead. If the save situation still exists when he leaves the game, he is not charged with a save opportunity. And, if he has not given up the lead when he leaves the game, even though the save situation may no longer exist, he is not charged with a save opportunity.



C

H/W: 6-3/225 B/T: R/R
OPENING DAY AGE: 27
BORN: 6/3/1997 in Raleigh, NC
RESIDES: Wilmington, NC

27

RYAN JEFFERS

ACQUIRED: 2nd RD (59th overall), 2018 MLB Draft
M.L. SERVICE: 4 years, 89 days
OPTIONS USED: 1 of 3
CONTRACT STATUS: Signed thru 2025

PERSONAL: Ryan Michael Jeffers...X: @Ryan_Jeffers8...Instagram: @ryan_jeffers27...in 2019 married Lexi...the couple has a daughter, Harper Jean (8/4/22)...has a labradoodle named Yogi, after Hall-of-Fame catcher Yogi Berra...Yogi (the dog) is a big fan of laying in the hammock at the couple's offseason home...three-year letter winner at Sanderson High School in Raleigh, NC...attended University of North Carolina Wilmington from 2016-18, hitting .323 (140-for-434) with 44 doubles, 27 home runs and 96 RBI in 128 career games...First-Team All-CAA in 2017 and 2018...in 2018, led CAA in doubles (22), home runs (16), on-base percentage (.460) and slugging (.635)...named to 2018 NCAA Greenville All-Regional team...majored in physics at UNC Wilmington, with the intention of going into the aerospace or aeronautics industries if he wasn't playing baseball (his mother is an engineer)...participated in 2020 Twins Winter Caravan...also went on Caravan in 2023, visiting Hitchcock and Brookings, SD, and Luverne and Mankato, MN...packed meals and delivered gifts to kids over the 2022 Holiday Season with Joe Mauer and Bailey Ober at the Gillette Children's Holiday Party in St. Paul...participated in the 2023 Holiday Week of Giving, packing meals and visiting patients at the Gillette Children's Holiday Party with Louis Varland, Joe Mauer and Justin Morneau...participated in 2023-25 TwinsFest at Target Field in January...made debut wearing uniform number 39, switching to 27 during the 2020-21 offseason - his lucky number; the same number that was given to him in college, and it stuck the rest of the way - he had it through the minors and most of his time in the big leagues...favorite baseball memory growing up was going to the baseball Hall of Fame and won the national championship for Cal Ripken Baseball when he was 10 years old...claims his celebrity doppelgänger is Will Ferrell - got that a lot growing up...Ryan spends offseasons working out with Twins 2023 first round pick (5th overall) Walker Jenkins at Hudson Rose athletics in Wilmington, NC - a small personal trainer/gym close to their offseason home...Ryan and Walker have both been going there since 2019 working out, but started working out together during the 2022-23 offseason...the two have become pretty close despite the age gap and push each other a lot during workouts.

CAREER HIGHLIGHTS: 2024 recipient of Mike Augustin "Media Good Guy" Award, an award voted on by the Twin Cities chapter of the BBWAA...in 2024, set single-season career highs in a number of offensive categories including home runs (21), RBI (64), runs (56), games (122), hits (93) and doubles (22)...2023 winner of Charles O. Johnson Award as Most Improved Twin...his 14 home runs in 2021 set a single-season record for most by a Twins rookie catcher...made major league debut August 20, 2020 vs. Milwaukee and recorded RBI single in first plate appearance off Brandon Woodruff...ranked fourth-best prospect and best defensive catcher in Twins system by *Baseball America* in 2020...also ranked Twins sixth-best prospect by MLB.com in 2020...named 2019 Florida State League Midseason All-Star...named catcher on 2019 Twins MiLB.com organization All-Star team...named seventh-best prospect in Twins minor league system by *Baseball America* following 2019 season...named catcher on 2018 Twins MiLB.com organization All-Star team...named to 2018 Appalachian League *Baseball America* Rookie All-Star team.

POSTSEASON CAREER: Eight Postseason games started at catcher already rank fifth in club history (since 1961), trailing A.J. Pierzynski (14), Tim Lardner (11), Brian Harper (9) and Joe Mauer (9)...**2023:** Started all six Postseason games for Twins, including two ALWCs games vs. Toronto and four ALDS games vs. Houston...reached safely in five of six Postseason games, recording two hits, drawing two walks and getting hit by two pitches...went 2-for-4 in Game 1 of ALDS at Minute Maid Park, his only two hits of the Postseason in 23 plate appearances...**2020:** Started at catcher for both games of AL Wild Card Series vs. Houston on September 29-30, 2020, going 0-for-5...became the second rookie catcher to start the Twins' first game of a Postseason (George Mitterwald in Game 1 of the 1969 ALCS at Baltimore).

2024:

- Made Twins Opening Day roster for fourth time in career and fourth consecutively.
- Was club's Opening Day catcher, batting second on March 28 at Kansas City.
- Tied career high with three hits on April 15 at Baltimore...tied again two more times: April 28 at Los Angeles-AL and July 4 vs. Detroit.
- Stole home for first time in career as part of double steal on April 30 at Chicago-AL...third catcher in club history (since 1961) to do so, joining John Roseboro (1968) and Brian Harper (1990).
- Began season slashing .306/.389/.631 (1.020 OPS) in first 33 games through May 9, ranking first in the AL in slugging percentage and OPS, and fourth in on-base percentage and eighth in batting average.
- Hit first career leadoff home run on May 14 vs. New York-AL, off Carlos Ródn.
- Homered seven times in a 16-game span from April 25-May 14...also recorded 19 RBI during that span.
- Reached base safely in career-long 16 consecutive games from April 22-May 9, posting a .446 on-base percentage in that span, recording 20 hits with five walks.

CAREER HIGHS

Hits: 3, 10x, last 7/4/24 vs. DET
RBI: 6, 7/28/21 vs. DET
HR: 2, 3x, last 5/30/24 at MIL
GS: 7/28/21 vs. DET
SB: 1, 6x, last 8/3/24 vs. CWS
Hit-Strike: 14, 7/15-8/9/23

WALK-OFF HITS/PA

7/23/23 vs. CWS (1B)

MULTI-HR GAMES

7/28/21 vs. DET
8/5/23 vs. ARI
5/30/24 at MIL



MLB BATTING LEADERS

OPS AMONG CATCHERS SINCE 2023 (min. 700 PA)

1. Willson Contreras	.835
2. William Contreras	.828
3. Yainer Diaz	.796
4. Ryan Jeffers	.784
5. Will Smith	.778

- * Finished April hitting .338 (26-for-92) with eight doubles, five home runs, 18 RBI and a 1.060 OPS in 23 games.
- * Recorded third career multi-homer game on May 30 vs. Kansas City...second home run was 50th of career.
- * Hit 15th home run on July 29 at New York-NL, a solo shot off José Butú, setting a new single-season career-high in homers.
- * Recorded an RBI in five-straight games from July 28-August 4, setting career high for an RBI streak.
- * Hit 20th home run of season on August 20 at San Diego, becoming fourth catcher in club history to reach the 20-homer mark, joining Mitch Garver (31 in 2019), Joe Mauer (28 in 2009) and Earl Battey (26 in 1963).
- * Slashed .250/.313/.490 (.803 OPS) in 59 home games, compared to .205/.287/.382 (.669 OPS) in 63 road games.
- * Hit .248 (32-for-129) with an .817 OPS against left-handed pitching, compared to .216 (61-for-283) with a .693 OPS vs. right-handed pitching...12 of his 21 homers came against righties.
- * Hit .295 (13-for-44) against offspeed pitches.
- * Set career-highs in games (122), runs (56), hits (93), doubles (22), home runs (21) and RBI (64).
- * Hit by 14 pitches on season, tied for 10th-most in AL and tied for 15th-most in baseball.
- * Finished one of two catchers in club history to record at least 90 hits, 20 doubles, 20 home runs, 60 RBI and 50 runs scored; the other being Joe Mauer in 2009...one of four catchers in baseball with those figures, joining William Contreras, Will Smith and Salvador Perez.
- * Ranked fourth among AL catchers in doubles (22) and home runs (21), and sixth in RBI (64).
- * Recipient of Mike Augustin "Media Good Guy" Award, an award voted on by the Twin Cities chapter of the BBWAA.

2023: Made Twins Opening Day roster for third time in career (also, 2021 and 2022) as one of club's two catchers, joining Christian Vázquez, who was signed to three-year contract over offseason...hit first career pinch-hit home run in his second game of season on April 3 at Miami, a solo shot off catcher Jacob Stallings...reached safely in nine of first 10 games from April 2-25, posting a .389 on-base percentage in that span...hit game-winning two-run homer on May 29 at Houston in the 10th inning, breaking a 5-5 tie...the homer went into the Crawford Boxes and registered an exit velocity of 117.4 mph, the hardest-hit ball by a Twins hitter in the Statcast Era (since 2015)...tied career-high and set season-high with three hits five times: May 29 at Houston, June 20 vs. Boston, July 23 vs. Chicago-AL, August 5 vs. Arizona and September 29 at Colorado...recorded multiple hits in career-long three-straight games from June 20-24...recorded second career multi-homer game on August 5 vs. Arizona...also hit a double and drove in four runs...finished with 10 total bases on the day, tied club record for total bases in one game by a catcher and marked the sixth time in club history, joining Earl Battey (79/61 at WAS), Tim Laudner (57/789 at CLE), Mitch Garver (2x, 4/9/19 at NYM and 4/20/19 at BAL) and Jason Castro (7/2/19 at OAK)...stole first career base on July 15 at Oakland (Tyler Soderstrom the catcher and Hogan Harris the pitcher)...hit safely in career-long 14-straight games from July 15-August 9, hitting .388 (19-for-49) with three doubles, five home runs, 14 RBI, seven walks, a .474 on-base percentage, a .755 slugging percentage and a 1.229 OPS in that span...also was longest hitting streak by a Twin on season...hit walk-off single on July 23 vs. Chicago-AL, capping a Twins 5-4 12-inning victory...marked first career walk-off hit/plate appearance...hit .368 (14-for-38) with a .981 OPS in 12 July games...ranked third among AL players in batting average for the month (min. 24 ABs)...hit .391 (27-for-69) with a 1.136 OPS in a 21-game span from June 20-August 5, fourth-highest average in baseball (min. 50 PA) in that span and fifth-highest OPS...hit pinch-hit go-ahead two-run homer on August 24 vs. Texas off Will Smith with two outs in the bottom of the eighth inning, leading the Twins to a 7-5 victory...hit 465-foot home run on September 29 at Colorado, tied for third-longest by Twin on season and longest of career...homered four times in his final seven games from September 19-29...Twins went 13-0 in the 13 games in which he hit at least one home run...hit .307 (55-for-179) in wins and .224 (24-for-107) in losses...263 (20-for-76) with a .940 OPS against left-handed pitching and .281 (59-for-21) with an .828 OPS vs. right-handed pitching...set career-highs in games (96), runs (46), doubles (15), triples (2), RBI (43) and walks (33)...led all primary catchers in baseball in OPS+ (minimum of 250 plate appearances)...also ranked second in OPS (.858), third in on-base percentage (.369), and fourth in slugging percentage (.490) and wOBA (.369)...ranked third among all catchers in baseball in catcher ERA at 3.60 (minimum of 500 innings caught)...posted a 24.5 caught stealing percentage (40 steals/13 caught), fourth in the AL (min. 500 innings caught)...started all six Postseason games for Twins, including two ALWCs games vs. Toronto and four ALDS games vs. Houston...reached safely in five of six Postseason games, recording two hits, drawing two walks and getting hit by two pitches...went 2-for-4 in Game 1 of ALDS at Minute Maid Park, his only two hits of the Postseason in 23 plate appearances...recipient of the Charles O. Johnson Award as Most Improved Twin, an award voted on by the Twin Cities chapter of the BBWAA.

AL BATTING LEADERS

XBH AMONG PRIMARY CATCHERS IN 2024

1. Salvador Perez, KC.....	55
2. Cal Raleigh, SEA.....	50
3. Shea Langeliers, OAK.....	49
4. Yainer Diaz, HOU.....	48
5. Ryan Jeffers, MIN.....	43

TOP JEFF

Favorite thing you did this last offseason:

"Honestly, we live at the beach. Me and my wife and my daughter, we really enjoy just spending a lot of family time. The season is so fast and so busy and so high-paced that when we get a chance to slow down and settle down in the offseason and just spend some time together, it's really nice."

What is your favorite baseball memory growing up? "I played on a really good young travel team. I had the same group of teammates from when I was eight, nine, 10, 11 and 12. So we developed some lifelong friendships in that group. We won a lot of games, a lot of tournaments, when we won the nationals when we were 10. So, I think just the accumulation of all those memories were probably some of the best."

Most influential person in your life pertaining to baseball? "Probably would be my first baseball coach, coach Jeff. He was the guy who kinda helped me fall in love with the game. I still stay in touch with him, he was just a really influential person just to grow my love for baseball and just learn how to grow up in the game and just a lot of life lessons as well."

Favorite Twins players growing up? "For me, growing up in North Carolina, we didn't really get a lot of Twins games, if at all. But when I did, it was always the Joe Mauer show. Just watching him as a catcher and seeing him play was always very impactful. An impactful player in my growth."

If you retired from baseball tomorrow, what would you do as a job or hobby? "If baseball was never a thing, I probably would've gone into some form of engineering. That was kind of a passion of mine. Numbers and stuff were good for me, it was always easier than words. But, if I had to retire tomorrow, I would probably try and get some sort of job in a front office or some administrative job that way."

What was your first job? "In high school, I worked at a drug store, I worked at a Rite Aid. That was my first real job. I probably had some odd end jobs growing up but working at Rite Aid, working a cashier job there was probably my first time."

2022: Made Twins Opening Day roster for second time in career (also 2021) and was club's catcher on Opening Day, April 8 vs. Seattle, going 1-for-2 with a walk...set season-high with five-game hitting streak from June 15-24...tied season/career-high by hitting in five-straight again from July 6-14...tied career-high with three hits July 8 at Texas...placed on 10-day Injured List with a right thumb fracture July 15, an injury he suffered taking a pitch off his hand in warm-ups on July 1...was hitting .316 (18-for-57) with five doubles, three home runs, 10 RBI and a .932 OPS in 17 games from June 15, leading up to the IL placement...played nine games on rehab assignment with Triple-A St. Paul from September 16-26 and was reinstated from Injured List on September 27...hit .230 (23-for-100) with a .699 OPS in 33 home games, compared to .188 (21-for-112) with a .602 OPS in 34 road games...hit .306 (19-for-62) with a .909 OPS against left-handed pitching, compared to .167 (25-for-150) with a .540 OPS vs. right-handed pitching...caught five

of 36 baserunners attempting to steal...caught 59 games (56 starts) on season, second-most on the club (Gary Sánchez - 91/80)...posted a 3.59 catcher ERA, lowest of his career...also lowest among Twins catchers on season...set career-high in walks (23).

2021: Made Twins Opening Day roster, the first of career...was club's back-up catcher, behind Mitch Garver, and made first start in second game April 3 at Milwaukee, going 0-for-3...played in 11 games for the Twins and went 5-for-34 (.147) with one double and one home run before being optioned to Triple-A St. Paul April 29...hit walk-off solo home run in Saints victory May 15 vs. Iowa...hit .217 (18-for-83) with four doubles, five home runs, 16 RBI, 16 walks and a .340 on-base percentage in 24 games for the Saints...recalled by Minnesota June 2 and homered that same day at Baltimore; also tripled in the game, the first of his professional career (majors or minors)...became the first Twins catcher with a triple and homer in the same game since Marcus Jensen on April 19, 2000...hit five home runs with 13 RBI in 18 June games, tied for fourth among AL rookies in home runs and tied for fifth in RBI for the month...set season and career-high with three hits (2 doubles) July 23 vs. Los Angeles-AL...matched that with three hits again September 14 vs. Cleveland, including a double and a home run...recorded first career multi-homer game, one being his first career grand slam, July 28 vs. Detroit; also recorded career-high six RBI...became the first rookie in Twins/Senators franchise history (since 1901) with a grand slam and at least six RBI in a game since Tony Oliva May 7, 1964 (*Elias Sports Bureau*)...Twins catcher Mitch Garver hit a grand slam the previous day, making Jeffers and Garver the first pair of Twins catchers to hit grand slams in back-to-back games...also marked the first time in Twins history that two different catchers hit grand slams in the same season (*Elias*)...hit .344 (11-for-32) from April 3-June 22 with Twins against lefties but hit .158 (9-for-57) against lefties from June 27-October 1...combined to hit .203 (71-for-350) with 14 doubles, one triple, 19 home runs, 51 RBI and 38 walks in 109 games between St. Paul and Minnesota...tied for 12th among American League rookies in games played (85), first among catchers and first among all rookie catchers in MLB...also ranked tied for ninth among AL rookies in homers (14), first among rookie catchers...his 14 home runs for the Twins, setting a new single-season record for rookie catchers, surpassing Butch Wynegar's 10 homers in 1976.

2020: Began season in club's player pool at alternate training site in St. Paul...made major league debut August 20 vs. Milwaukee, catching and batting ninth...recorded an RBI single in first career plate appearance off Brandon Woodruff...became first Twin with a hit and RBI in first career plate appearance since Eddie Rosario May 6, 2015 vs. Oakland (first-pitch home run)...finished the game 2-for-3 with one RBI, one hit-by-pitch and one run scored...hit first career home run September 7 vs. Detroit, a solo shot off Michael Fulmer...homered three times in a five-game span September 7-13...hit .300 (6-for-20) with two walks and a .417 on-base percentage vs. left-handed pitching and .257 (9-for-35) and three walks with a .315 on-base percentage against right-handed pitching...caught 25 games, making 18 starts...started at catcher for both games of AL Wild Card Series vs. Houston September 29-30, going 0-for-5...ranked fourth-best prospect and best defensive catcher in Twins system by *Baseball America*...also ranked Twins sixth-best prospect by MLB.com.

INITIAL REACTION

Ryan visited the wildly-popular Powertrip Morning Show on KRAN in January and played their signature game of *Initials* for the first time and earned the victory. The initials were E.T. as Ryan scored five points in an overtime win over FanDuel Sports Network's Marney Gellner. Jeffers won with guesses of Ear Tubes, English Teacher, Eyewitness Testimony, Eiffel Tower and Electrical Tape. He became the first Twin to win the game after prior efforts from former Twins Brian Dozier (1 point), Trevor May (shutout) and Glen Perkins (2 points).

2019: Entered the season ranked the ninth-best prospect in the Twins system by *Baseball America*...began season with High-A Fort Myers...named Twins minor league Player of the Week May 26, hitting .400 (8-for-20) with two home runs, four RBI, three walks and a .478 on-base percentage for Fort Myers...named Florida State League Midseason All-Star...promoted to Double-A Pensacola July 25, where he finished the season, hitting .287 (25-for-87) with five doubles and four home runs in 24 games for the Blue Wahoos...combined to hit .264 (97-for-368) with 16 doubles, 14 home runs, 49 RBI, 48 runs scored, 37 walks and a .341 on-base percentage in 103 games between both levels combined...named catcher on Twins MiLB.com organization All-Star team...named seventh-best prospect in Twins minor league system by *Baseball America* following season.

2018: Began professional career with Rookie-Elizabethton; promoted to Low-A Cedar Rapids July 24...named Twins Minor League Player of the Week and Midwest League Player of the Week for the week of July 30-August 5 after hitting .538 (14-for-26) with six doubles, three home runs, five runs scored and eight RBI, including a 4-for-4 performance on July 30 when he hit three doubles and a home run...named catcher on Twins MiLB.com organization All-Star team...named to Appalachian League *Baseball America* Rookie All-Star team.

PROFESSIONAL: Selected by Twins in second round (59th overall) in 2018 First-Year Player Draft; signed by scout Matt Williams.

TWINS ALL-TIME LEADERS

GAMES CAUGHT

1. Joe Mauer	921
2. Earl Battey	832
3. Butch Wynegar	759
4. Tim Laudner	657
5. Brian Harper	655
6. George Mitterwald	496
7. Glenn Borgmann	439
8. A.J. Pierzynski	416
9. Jerry Zimmerman	405
10. Kurt Suzuki	348
11. Ryan Jeffers	336

JEFFERS' PLAYING RECORD

YEAR	CLUB	AVG	G	AB	R	H	2B	3B	HR	RBI	SH	SF	HBP	BB	SO	SB	CS	OBP	OPS
2018	Elizabethton	.422	28	102	29	43	7	0	3	16	0	0	7	20	16	0	1	.543	1.121
	Cedar Rapids	.288	36	139	19	40	10	0	4	17	0	0	2	14	30	0	0	.361	.807
2019	Fort Myers	.256	79	281	35	72	11	0	10	40	0	2	4	28	64	0	0	.330	.732
	Pensacola	.287	24	87	13	25	5	0	4	9	0	0	3	9	19	0	0	.374	.856
2020	MINNESOTA	.273	26	55	5	15	0	0	3	7	0	0	2	5	19	0	0	.355	.791
2021	St. Paul	.217	24	83	13	18	4	0	5	16	0	3	1	16	26	0	0	.340	.786
	MINNESOTA	.199	85	267	28	53	10	1	14	35	0	0	4	22	108	0	1	.270	.670
2022	St. Paul	.229	9	35	5	8	1	0	3	7	0	0	0	4	4	1	0	.308	.822
	MINNESOTA	.208	67	212	25	44	10	1	7	27	1	0	0	23	62	0	0	.285	.648
2023	MINNESOTA	.276	96	286	46	79	15	2	14	43	2	4	10	33	93	3	2	.369	.858
2024	MINNESOTA	.226	122	412	56	93	22	0	21	64	1	6	14	32	94	3	0	.300	.732
	Minor League Totals	.283	200	727	114	206	38	0	29	105	0	5	17	91	159	1	1	.374	.829
	Major League Totals	.231	396	1232	160	284	57	4	59	176	6	8	30	115	376	6	3	.310	.737

JEFFERS' WILD CARD RECORD

YEAR	OPPONENT	AVG	G	AB	R	H	2B	3B	HR	RBI	SH	SF	HBP	BB	SO	SB	CS	OBP	OPS
2020	Houston	.000	2	5	0	0	0	0	0	0	0	0	0	0	2	0	0	.000	.000
2023	Toronto	.000	2	6	0	0	0	0	0	0	0	0	0	2	2	0	0	.250	.250
Wild Card Totals		.000	4	11	0	0	0	0	0	0	0	0	0	2	4	0	0	.154	.154

JEFFERS' DIVISION SERIES CARD RECORD


YEAR	OPPONENT	AVG	G	AB	R	H	2B	3B	HR	RBI	SH	SF	HBP	BB	SO	SB	CS	OBP	OPS
2023	Houston	.154	4	13	1	2	0	0	0	0	0	0	2	0	6	0	0	.267	.421

JEFFERS' CAREER FIELDING RECORD

POSITION	PCT	G	PO	A	E	TC	DP	PB
Catcher	.994	336	2708	110	16	2834	9	21

JEFFERS' PROFESSIONAL INJURED LIST HISTORY

DATES	INJURY		LEVEL
July 15-September 27, 2022.....	Right Thumb Fracture	Minnesota	



»» Ryan was one of the keepers of the infamous summer sausage in 2024 and the one responsible for bringing it to the dugout. After the Twins introduced the sausage in late April, they rattled off 12-straight victories and won 25 of 37 games from April 22-May 31.

MLB BATTING LEADERS - RANKS AMONG CATCHER SINCE JULY OF 2023 (min. 650 PA)

wOBA	wRC+	AB/HR
1. William Contreras..... .366	1. William Contreras.....134	1. Cal Raleigh.....15.43
2. Yainer Diaz......341	2. Yainer Diaz.....123	2. Shea Langeliers.....16.26
3. Ryan Jeffers......335	3. Ryan Jeffers.....120	3. Ryan Jeffers.....18.00
4. J.T. Realmuto......328	4. Cal Raleigh.....119	4. Mitch Garver.....18.87
5. Cal Raleigh......328	5. Adley Rutschman.....113	5. Logan O'Hoppe.....20.27



RHP

H/W: 5-11/202 **B/T:** R/R
OPENING DAY AGE: 27
BORN: 11/23/1997 in Monterey, CA
RESIDES: Salinas, CA

ACQUIRED: Claimed off waivers from MIA, 1/4/24
M.L. SERVICE: None
OPTIONS USED: 1 of 3
CONTRACT STATUS: Signed thru 2025

PERSONAL: Ryan Austin Jensen...X: @rystacks24...Instagram: @rystacks24...graduated from Salinas Union High School (CA) in 2016...in 2019, went 12-1, 2.88 ERA (32 ER/100.0 IP) and 107 strikeouts at Fresno State...named the 2018-19 Mountain West Male Athlete of the Year...one of most recent favorite TV shows is Severance on Apple TV, watching it in February/March.

CAREER HIGHLIGHTS: Twins are fourth organization (Chicago-NL - 2019-23, Seattle - 2023 and Miami - winter of 2023)...began transition from minor league starter to reliever during early 2023 season...rated by MLB Pipeline as the Cubs' No. 28 prospect following the 2022 season...Southern League Pitcher of the Week in August of 2022 at Tennessee...named 2021 Cubs' MiLB.com organizational All-Star...Midwest League Pitcher of the Week in July of 2021 with South Bend.

POSTSEASON CAREER: Has not appeared at major league level.

2024:

- * Claimed off waivers from Minnesota from Miami on January 4...designated for release or assignment on February 2 when the Twins claimed right-handed pitcher Daniel Duarte from Texas.
- * Agreed to minor league contract with an invite to Twins spring training, his second career spring training (Cubs - 2023) and first with Twins...reassigned to minor league camp on March 6 and spent entire season with Triple-A St. Paul.
- * Posted a 45.5% strikeout rate in seven April games (20 strikeouts in 44 batters faced).
- * Struck out at least one batter in 21-straight appearances from May 16-August 14 (41 in 28.2 innings pitched).
- * Struck out multiple batters in 25 of 44 games, including a season-high six on April 13 vs. Iowa (2.2 IP).
- * Held opponents homerless in each of first 25 games, from March 31-June 29, until allowing a three-run homer to Chadwick Tromp on July 3 vs. Gwinnett.
- * Held left-handed batters to a .210 average, compared to a .232 average vs. right-handed batters.
- * Finished tied for first on Saints' staff in games (44) and fifth in strikeouts (81) - first in relief strikeouts.
- * Finished with professional career-highs in games (44) and strikeouts (81)...38 of his 81 strikeouts came on four-seam fastball.

2023: Pitched in spring training for Chicago-NL and was optioned to Double-A Tennessee from camp on March 10...began season with Double-A Tennessee and appeared in 14 games (6 starts) for the Smokies until being promoted to Triple-A Iowa on June 6...was starter through first six games of season with Tennessee but began career transition to bullpen on May 10...was starter in minor league system as well, prior to 2023 season...designated for release or assignment by Chicago on August 8 and claimed off waivers by Seattle...reported to Triple-A Tacoma where he spent rest of season...earned first professional save on September 1 vs. Sugar Land, pitching 1.0 scoreless inning with one strikeout...pitched mostly in the eighth and ninth inning for the Rainiers after being acquired in August...combined to go 2-8, 5.32 ERA (64.1 IP, 38 ER), 54 walks, 78 strikeouts and 10.9 strikeouts-per-9.0 innings pitched in 43 games (6 starts) between Double-A Tennessee, Triple-A Iowa and Triple-A Tacoma...held left-handed hitters to a .234 batting average and right-handed hitters to a .264 average...designated for release or assignment by Seattle and claimed off waivers by Miami on November 27...designated for release or assignment by Miami on December 20 and claimed off waivers by Minnesota on January 4, 2024...designated for release or assignment by Minnesota on February 2 when the Twins claimed Daniel Duarte from Texas...agreed to a minor league contract with an invite to Twins spring training.

2022: Spent entire season with Double-A Tennessee (Chicago-NL), going 2-4, 4.25 ERA (28 ER/59.1 IP) in 17 starts...held opponents to a .204 (44-for-216) average, including a .197 mark (23-for-117) against righties...did not allow a run in three-straight starts in June, spanning 8.0 IP...struck out a season-high seven batters over 5.0 scoreless innings on August 13 vs. Mississippi...concluded the season by allowing two-or-fewer runs in each of his final five starts, posting a 2.33 ERA (5 ER/19.1 IP) during the run...concluded the season by tossing 9.2-straight scoreless innings over his last six outings and owned a 0.50 ERA (1 ER/18.0 IP) in his last 11 games...added to the Cubs' 40-man roster on November 15...ranked by MLB Pipeline as the Cubs' No. 28 prospect following season.

2021: Split season between South Bend and Tennessee (Chicago-NL), going 3-7, 4.16 ERA (37 ER/80.0 IP) in 20 starts...tossed at least 5.0 hitless innings twice, June 2 at Lansing (5.0 IP) and July 3 at Lake County (6.0 perfect IP)...named the Cubs Minor League Pitcher of the Month for July, pitching to a 1.99 ERA (5 ER/22.2 IP) during the month...promoted to the Double-A level for the first time in his career on August 19...pitched for Mesa in the Arizona Fall League following the season, going 2-1, 9.64 ERA (20 ER/18.2 IP) in six games (4 starts).

2020: Did not pitch in 2020 due to the pandemic-cancelled minor league season.

2019: Made professional debut in 2019, pitching to a 2.25 ERA (3 ER/12.0 IP) with 19 strikeouts in six starts for Single-A Eugene (Chicago-NL).

PROFESSIONAL: Originally selected by Chicago-NL in first round (27th overall) of 2019 First-Year Player Draft; signed by scout Gabe Zappin...added to Cubs 40-man roster on November 15, 2022 but never appeared at major league level...claimed off waivers by Seattle on August 8, 2023...DFA'd by Seattle on November 22, 2023...claimed off waivers by Miami on November 27, 2023...DFA'd by Marlins on December 20, 2023...claimed off waivers by Minnesota on January 4, 2024.

JENSEN'S PLAYING RECORD																			
YEAR	CLUB	W-L	ERA	G	GS	CG	SHO	SV	IP	H	R	ER	HR	HB	BB	SO	WP	K/9	BAA
2019	Eugene	0-0	2.25	6	6				12.0	7	3	3	0	2	14	19	1	14.3	.171
2020		NO MINOR LEAGUE SEASON - DID NOT PLAY																	
2021	South Bend	2-7	4.50	16	16	0	0	0	62.0	42	32	31	8	7	24	75	2	10.9	.189
	Tennessee	1-0	3.00	4	4	0	0	0	18.0	14	6	6	2	0	7	15	0	7.5	.222
2022	Tennessee	2-4	4.25	17	17	0	0	0	59.1	44	29	28	5	4	39	60	7	9.1	.204
2023	Tennessee	2-5	5.57	14	6	0	0	0	32.1	36	23	20	4	1	22	40	5	11.1	.281
	Iowa	0-2	6.10	16	0	0	0	0	20.2	18	15	14	2	4	24	26	0	11.3	.222
	Tacoma	0-1	3.18	13	0	0	0	1	11.1	9	4	4	0	0	8	12	4	9.5	.214
2024	St. Paul	4-5	4.76	44	3	0	0	0	56.2	46	35	30	4	3	50	81	6	12.9	.221
Minor League Totals		11-24	4.49	130	52	0	0	1	272.1	216	147	136	25	21	188	328	25	10.8	.216

JENSEN'S PROFESSIONAL INJURED LIST HISTORY		
DATES	INJURY	LEVEL
September 2-end of 2022 season	Left Oblique Muscle Strain	Double-A Tennessee
August 1-13, 2022	Left Oblique Inflammation	Double-A Tennessee

TWINS ALL-TIME BIGGEST INNINGS						
INNING	RUNS	DATE	OPPONENT	SCORE	WINNER	LOSER
1	11	7-18-62	Cleveland	14-3	Stigman	Latman
2	10	8-6-12	at Cleveland	14-3	Diamond	McAllister
3	8	6x, last 9-3-16	Chicago-AL	11-3	Santiago	Shields
4	11	8-5-77	Cleveland	14-10	Zahn	Monge
5	11	5-20-94	Boston	21-2	Pulido	Hesketh
6	9	7-31-88	at Cleveland	12-4	Toliver	Farrell
		9-14-04	Chicago-AL	10-2	Santana	Garcia
		8-22-14	Detroit	20-6	Pressly	Ray
7	10	6-4-02	Cleveland	23-2	Reed	Drese
8	9	9-11-66	Baltimore	11-6	Worthington	S. Miller
		8-3-14	at Chicago-AL	16-3	Gibson	Guerra
9	7	9-3-73	at Kansas City	11-5	B. Campbell	Garber
		5-6-78	at Baltimore	8-7	Thayer	Stanhouse
		7-10-15	Detroit	8-6	May	Soria
10	11	6-21-69	at Oakland	14-4	Grzenda	Lindblad
11	6	8-5-62	at Detroit	8-3	Kaat	Nischwitz
		9-1-70	at Milwaukee	7-1	Kaat	Bolin
		7-25-18	Toronto	12-6	Belisle	Petricka
12	4	8-14-93(1)	at Oakland	5-1	Casian	Honeycutt
13	5	5-19-64	at New York-AL	7-2	Roland	Reniff
14	4	8-10-05	at Seattle	7-3	Nathan	Nelson
15	4	6-6-73	at Cleveland	7-3	Corbin	Johnson
16	5	8-16-05	at Chicago-AL	9-4	Romero	Adkins
17	1	6-18-19	Boston	4-3	Littell	Johnson
18	4	7-19-69	at Seattle	11-7	Perry	Gelnar
22	1	8-31-93	Cleveland	5-4	Merriman	Grimsley

ROBERTO CLEMENTE AWARD
<p>Since 1971, Major League Baseball has annually presented an award that recognizes a player who best exemplifies the game of baseball through sportsmanship, community involvement and positive contributions to his team.</p> <p>In 1973, following the tragic death of Roberto Clemente, the award was named to honor the man whose spirit and goodwill will always be remembered. The 12-time All-Star and Hall of Famer was killed in a plane crash in 1972 delivering food and medical supplies to earthquake victims in Nicaragua. The award recognizes those individuals who truly understand the value of helping others.</p> <p>A panel of baseball dignitaries, including Vera Clemente and the Commissioner, annually selects the winner from a list of 30 candidates, one from each Major League Baseball Club. The winner of the national Roberto Clemente Award is announced during a pre-game ceremony at the World Series. Past winners include Jim Thome, Rod Carew (Twins - 1977), Dave Winfield (Twins - 1994), Kirby Puckett (Twins - 1996), Tony Gwynn, Willie Mays, Brooks Robinson, Al Kaline, Willie Stargell, Lou Brock, Phil Niekro, Gary Carter, Ozzie Smith, Derek Jeter, Albert Pujols, Edgar Martinez, John Smoltz, Craig Biggio, Cal Ripken, Jr., David Ortiz, Clayton Kershaw, Yadier Molina and many more.</p> <p>The 2024 Minnesota Twins Roberto Clemente Award nominee was Pablo López. The winner was Dodgers designated hitter Shohei Ohtani.</p>



47

EDOUARD JULIEN

IF

H/W: 6-2/197

B/T: L/R

OPENING DAY AGE: 25

BORN: 4/30/1999 in Québec City, Canada

RESIDES: Québec City, Canada

ACQUIRED: 18th RD, 2019 MLB Draft

M.L. SERVICE: 1 years, 83 days

OPTIONS USED: 2 of 3

CONTRACT STATUS: Signed thru 2025

PERSONAL: Edouard Julien (pronounced ED-ward JOO-lee-en)...X: @edouardjulien7...Instagram: @edouardjulien...native language is French, after growing up in Québec; had to learn English when he came to the U.S. to play for Auburn University...is also learning Spanish, making him almost trilingual...attended Cardinal Roy Secondary School in Québec City...member of the Canadian Junior National Team...participated in tournaments in Florida and Cuba with Canada U18 National Team during the summer of 2016...won gold with Team Québec at the 18U National Championship in August 2016...hit .318 in the tournament with six RBI and two extra-base hits...named top 15-year-old player in Québec...named top prospect in Québec as a 16-year-old...hit team-best .417 with four runs scored in Spring Training camp with Canada JNT in March 2016...also saw national team action in the Dominican Summer League...won bronze with Team Québec at the Baseball Canada Cup...played two seasons at Auburn from 2018-19, hitting .266 (118-for-443) with 99 runs scored, 21 doubles, one triple, 27 homers, 126 RBI and 84 walks in 127 games for the Tigers...teammates with Tigers pitcher and 2018 first overall pick Casey Mize in 2018...in 2019, led the team in home runs (10) and RBI (57) for the second-straight season...his 126 RBI from 2018-19 seasons were most in the SEC during the span...became first Auburn player with 50-or-more RBI in back-to-back seasons since 2009-10...reached 100 career RBI in his 94th career game, becoming the fifth-fastest Auburn player to reach 100 RBI behind Todd Faulkner (90 games), Frank Thomas (89 games), Gabe Gross (86 games) and Tim Hudson (78 games)...went 4-for-6 and reached base in six of eight plate appearances at the 2019 College World Series...homered and drove in three runs in the College World Series opener vs. Mississippi State (June 16)...his home run was tied for the longest in the history of TD Ameritrade Park at 429 feet...in 2018, played in 62 games and earned a start in 59 contests at designated hitter, right field and second base...hit .275 with 17 home runs and 69 RBI...his 69 RBI broke Frank Thomas' freshman program record that had stood since 1987 and were the most in the SEC as well as the most among freshmen nationally...his 17 home runs were tied for second among freshmen nationally and the most by an Auburn player since 2010...named to the SEC All-Freshman Team...earned Second Team ABCA All-South Region Honors...named a Freshman All-American by *Baseball America*, Collegiate Baseball, D1 Baseball, NCBWA and Perfect Game/Rawlings...majored in international business...also spent two seasons with Hyannis in the Cape Cod League, recording 16 RBI in 30 games...in December of 2022, was named The Canadian Baseball Network (CBN) 2022 Randy Echlin Award winner as the top Canadian hitter in the affiliated minor leagues...big fan of Montreal Canadiens hockey...favorite player growing up was José Reyes, when he played for the Blue Jays...participated in 2024 TwinsFest at Target Field.

CAREER HIGHLIGHTS: Named to MLB.com Pipeline's 2023 All-Rookie Second Team...made major league debut on April 12, 2023 vs. Chicago-AL...recorded first major league hit on April 13, 2023 at New York-AL; made second plate appearance that same inning and homered, becoming ninth player in baseball history (1st Twin) whose first two MLB hits came in same inning, fourth that included a home run...played for Team Canada in 2023 WBC and led all tournament players in OPS (1.821).

POSTSEASON CAREER: 2023: Appeared in all six games of Twins Postseason, playing in both games of ALWCS vs. Toronto and all four games of ALDS vs. Houston, hitting .294 (5-for-17) with two doubles, one home run, two RBI, five walks, a .455 on-base percentage and a 1.043 OPS...reached base safely in all six games (22 plate appearances)...made Postseason debut on October 3 in ALWCS Game 1 at Target Field, going 0-for-2 with a walk...joined Royce Lewis and Matt Wallner as the first trio of rookies in Twins history to start in the same Postseason lineup...recorded first career Postseason hit in Game 2 of ALWCS vs. Toronto, singling off José Berrios...hit solo home run in decisive Game 4 of ALDS vs. Houston at Target Field, a shot off José Urquidy — the last of the Twins' two runs in a 3-2 defeat.

2024:

- Made Twins Opening Day roster for first time in career and went 1-for-2 with a walk coming off the bench for Royce Lewis, who got hurt in first inning.
- Recorded second career multi-homer game on April 10 vs. Los Angeles-NL...also hit third career leadoff home run, first career home run off lefty (Alex Vesia).
- Posted an .890 OPS with seven home runs and 12 RBI in first 26 games from March 28-April 27, but posted a .454 OPS with one extra-base hit in next 32 games from April 28-June 2.
- Optioned to Triple-A St. Paul on June 2.
- Played in 35 games for Saints from June 5-July 14 and was recalled again by Minnesota for five games when Austin Martin was placed on the IL.
- Returned to St. Paul to post an .856 OPS in 14 games from July 28-August 14 and was recalled by Minnesota on August 15 (Byron Buxton - IL).
- Tied major league career high with four hits on August 21 at San Diego, recording three singles and one double.

2023: Played for Team Canada in the World Baseball Classic and hit .538 (7-for-13) with two doubles, two home runs, two RBI, five walks, five runs scored, a .667 on-base percentage, a 1.154 slugging percentage and a 1.821 OPS in four games...led all WBC players in OPS and ranked

CAREER HIGHS

Hits: 4, 2x, last 8/21/24 at SD

RBI: 3, 4x, last 9/5/24 at TB

HR: 2, 2x, last 4/25/24 vs. CWS

GS: --

SB: 1, 9x, last 5/28/24 vs. KC

Hit-Streak: 9, 7/8-21/23

WALK-OFF HITS/PA

None

MULTI-HR GAMES

4/10/24 vs. LAD

4/25/24 vs. CWS



121

second in batting average and on-base percentage (min. 10 AB)...played in first career spring training with Twins and optioned to Triple-A St. Paul on March 14 where he began season...homered on Opening Day for Saints on March 31 at Toledo...named Twins minor league Player of the Week on April 9, hitting .300 (3-for-10) with one home run, two RBI, three walks and a 1.457 OPS for St. Paul...played in nine games for the Saints from March 31-April 11 before being recalled by Minnesota on April 12 (Joey Gallo - IL)...had three stints with Minnesota on season...made major league debut on April 12 vs. Chicago-AL, starting at second base and batting eighth...grounded out in first at-bat and walked in second plate appearance...recorded first major league hit with a single in the first inning on April 13 at New York-AL, off Jhony Brito...made second plate appearance later that same inning and homered to leftfield, a solo shot off Colten Brewer...became ninth different player in baseball history (1st Twin) in the expansion era (since 1961) whose first two MLB hits came in the same inning, fourth to include a homer (Elias)...previous eight were Aramis Garcia (2018), Derek Fisher (2017), Adam LaRoche (2004), Wilkin Ruan (2002), Greg Norton (1996), Chad Kreuter (1988), Greg Johnson (1979) and Bill Bonham (1971)...reached safely four times in seventh career game on April 19 at Boston, going 3-for-4 with a hit-by-pitch...reached four times two more times on season: July 17 at Seattle (2-for-2 with 2 walks) and August 6 vs. Arizona (1-for-1 with 3 walks)...hit first career leadoff home run on May 24 vs. San Francisco, off Anthony DeSclafani...drew one walk and hit one double in four-straight games from May 31-June 10, tying Joe Mauer (2013) for longest streak with those numbers in club history (since 1961)...hit safely in season and career-high nine-straight games from July 8-21, hitting .586 (17-for-29) with three doubles, three home runs, five RBI, five walks, a .647 on-base percentage, a 1.000 slugging percentage and a 1.647 OPS in that span (6 multi-hit games)...finished pre-All-Star break with .852 OPS, seventh-best OPS by Minnesota rookie (1961-present, minimum 125 AB), best since Bobby Kielty in 2002 (.942)...hit pinch-hit home run on July 3 vs. Kansas City, breaking a 3-3 tie in the eighth inning, helping guide the Twins to an eventual 8-4 victory...first Twins rookie with a pinch-hit homer since Miguel Sanó on September 9, 2015 at Kansas City...hit .369 (24-for-65) with three doubles, one triple, six home runs, nine RBI, 10 walks, 15 runs scored, a .461 on-base percentage, a .723 slugging percentage and a 1.184 OPS in 22 July games...his 1.184 OPS was the highest in Twins history (since 1961) for a rookie during the month (min. 60 ABs)...ranked first among all AL rookies in July in batting average and on-base percentage, second in slugging and OPS, and third in total bases...recorded first career four-hit game on August 16 vs. Detroit, hitting all singles and driving in two runs in five at-bats...recorded career and season highs with three RBI after hitting three-run shot on August 25 vs. Texas, off Grant Anderson...measured at 435 feet, the longest of season/career...made first career start at first base on September 6 at Cleveland...hit second career leadoff home run on September 27 vs. Oakland, off Joey Estes...the homer came on the first pitch...it tied four others for most leadoff homers by a rookie in club history (Tim Lincecum - 1983, Jacques Jones - 1999, Luis Rivas - 2001 and Danny Santana - 2014)...hit 452-foot home run on September 30 at Colorado, the longest of season/career...drew 64 walks on season, leading Twins and tied for fifth most walks in a single season by a Twins rookie...became fourth rookie in Twins history to lead his respective team in walks, joining Tom Brunansky (71 in 1982), Tim Lincecum (76 in 1984) and Butch Wynegar (79 in 1976)...his .839 OPS ranked sixth best in Twins history among rookies (minimum 350 plate appearances)...his .381 on-base percentage ranked fourth and his .459 slugging percentage ranked ninth...hit .274 (80-for-292) with an .898 OPS vs. right-handed pitching and .196 (9-for-46) with a .447 OPS vs. left-handed pitching...ranked in the 98th percentile in baseball in walk percentage (15.7%); fifth highest mark in baseball, trailing Aaron Judge (19.2%), Juan Soto (18.6%), Kyle Schwarber (17.5%) and Andrew McCutchen (15.9%)...ranked in the 91st percentile in sweet spot percentage (38.8%) and the 86th percentile in barrel percentage (13.1%)...ranked fifth among all MLB rookies and third among AL rookies in walks (64)...ranked second among all MLB rookies in on-base percentage (.381, minimum of 350 plate appearances) and walks-per-strikeout (0.50), fourth in batting WAR (1.7), fifth in wOBA (.369) and runs created-per 27 (6.14), third in OPS+ (132.8), eighth in overall WAR (3.0), ninth in slugging percentage (.459), and 12th in batting average (.263)...appeared in all six games of Twins Postseason, playing in both games of ALWCWS vs. Toronto and all four games of ALDS vs. Houston, hitting .294 (5-for-17) with two doubles, one home run, two RBI, five walks, a .455 on-base percentage and a 1.043 OPS...reached in all six games, drawing five walks with five hits in 22 plate appearances...made Postseason debut on October 3 in ALWCWS at Target Field, going 0-for-2 with a walk...recorded first career Postseason hit in Game 2 of ALWCWS vs. Toronto, singling off José Berrios...hit solo home run in decisive Game 4 of ALDS vs. Houston at Target Field, a shot off Jose Urquidy — the last of the Twins' two runs in a 3-2 defeat...named to MLB.com Pipeline's All-Rookie Second Team...finished seventh in American League Rookie of the Year voting with two points, earning two third place votes.

2022: Spent entire season with Double-A Wichita...recorded two multi-homer games on season: June 29 in Springfield (season-high 7 RBI) and July 30 vs. Northwest Arkansas...named Twins minor league Player of the Week July 3, hitting .348 (8-for-23) with two doubles, three home runs, nine RBI, five walks, a .464 on-base percentage and a 1.290 OPS for the Wind Surge...reached base safely in season-long 28-straight games from July 6-August 11, hitting .324 (35-for-108) with a .453 on-base percentage and a 1.036 OPS in that span...streak included a season-long 13-game hitting streak from July 12-30...drew season-high four walks (6 plate appearances) August 17 vs. Tulsa...reached safely in 22-straight games to finish the season, from August 27-September 27, hitting .358 (29-for-81) with a .490 on-base percentage in that span...reached base safely via hit or walk in 108 of 117 games for Wind Surge...reached base multiple times in 44 games...hit .332 (98-for-295) with a 1.031 OPS vs. right-handed pitching, compared to .210 (22-for-105) with a .649 OPS vs. left-handed pitching...played 94 games (all starts) at second base for Wind Surge and 18 games (16 starts) at designated hitter...led Texas League in walks (98) and on-base percentage (.441) and ranked third in OPS (.931), sixth in slugging percentage (.490) and seventh in batting average (.300)...named second baseman on Minor League Baseball's Texas League All-Star team...played 21 games for Glendale in the Arizona Fall League, hitting .400 (28-for-70) with five doubles, five home runs, 17 RBI, six stolen bases, 24 runs scored, a .563 on-base percentage, a .686 slugging percentage and a 1.248 OPS...named league's Breakout Player of the Year...added to Twins 40-man roster November 15...ranked as 15th-best prospect in Twins system by MLB.com after season...ranked as fourth-best prospect and as having best strike-zone discipline in Twins system by *Baseball America*, entering 2023...named second baseman on Twins' MiLB.com organizational All-Star team...selected to play for Team Canada in the 2023 World Baseball Classic, marking first career selection.

2021: Split the season between Low-A Fort Myers and High-A Cedar Rapids, hitting .266 (105-for-394) with 93 runs scored, 28 doubles, one triple, 18 home runs, 72 RBI, 110 walks, 34 stolen bases and a .914 OPS in 112 games...named second baseman on Twins MiLB.com organizational All-Star team.

2020: Did not play after the minor league season cancelled due to COVID-19.

2019: Missed the season with a right ulnar collateral ligament injury.

PROFESSIONAL: Originally selected by Philadelphia in 37th round of 2017 First-Year Player Draft out of Cardinal Roy SS in Québec City but elected to attend Auburn University...selected by Twins in 18th round of 2019 First-Year Player Draft; signed by scout Jack Powell.

PARDON MY FRENCH

Growing up in Québec City, Édouard spoke only French and didn't know any English until he moved south to play baseball at Auburn University. While starting his collegiate career, coaches initially would be talking to him/asking questions and he would reply with, "Yes. Yes." because he didn't know what else to say.

Édouard is close to being trilingual and always learning more Spanish. Started learning Spanish when he was younger but became far more familiar with it since starting professional baseball from exposure to Latin teammates.

JULIEN'S PLAYING RECORD

YEAR	CLUB	AVG	G	AB	R	H	2B	3B	HR	RBI	SH	SF	HBP	BB	SO	SB	CS	OBP	OPS
2019	Elizabethton	DID NOT PLAY - INJURED																	
2020		NO SEASON - DID NOT PLAY																	
2021	Fort Myers	.299	47	147	41	44	12	1	3	24	0	1	6	50	54	21	2	.490	.946
	Cedar Rapids	.247	65	247	52	61	16	0	15	48	0	1	2	60	90	13	3	.397	.891
2022	Wichita	.300	113	400	77	120	19	3	17	67	0	4	6	98	125	19	7	.441	.931
2023	St. Paul	.293	38	133	29	39	12	0	5	22	0	2	3	32	42	3	0	.435	.931
	MINNESOTA	.263	109	339	60	89	16	1	16	37	1	3	2	64	128	3	0	.381	.839
2024	St. Paul	.242	49	186	33	45	8	1	7	20	0	0	1	46	73	6	0	.395	.803
	MINNESOTA	.199	94	266	36	53	9	0	8	21	0	0	2	33	102	6	0	.292	.616
	Minor League Totals	.278	312	1113	232	309	67	5	47	181	0	8	18	286	384	62	12	.430	.904
	Major League Totals	.235	203	604	96	142	25	1	24	58	1	3	4	97	230	9	0	.343	.742

JULIEN'S WILD CARD RECORD

YEAR	OPPONENT	AVG	G	AB	R	H	2B	3B	HR	RBI	SH	SF	HBP	BB	SO	SB	CS	OBP	OPS
2023	Toronto	.167	2	6	1	1	0	0	0	0	0	0	0	1	2	0	0	.286	.452

JULIEN'S DIVISION SERIES RECORD

YEAR	OPPONENT	AVG	G	AB	R	H	2B	3B	HR	RBI	SH	SF	HBP	BB	SO	SB	CS	OBP	OPS
2023	Houston	.364	4	11	1	4	2	0	1	2	0	0	0	4	6	0	0	.533	1.352

JULIEN'S WORLD BASEBALL CLASSIC RECORD

YEAR	CLUB	AVG	G	AB	R	H	2B	3B	HR	RBI	SH	SF	HBP	BB	SO	SB	CS	OBP	OPS
2023	Canada	.538	4	13	5	7	2	0	2	2	--	--	--	5	5	1	0	.667	1.821

JULIEN'S CAREER FIELDING RECORD

POSITION	PCT	G	PO	A	E	TC	DP	PB
Second Base	.985	165	166	304	7	477	47	—
First Base	1.000	5	18	1	0	19	0	—
Totals	.986	170	184	305	7	496	47	—

JULIEN'S PROFESSIONAL INJURED LIST HISTORY

DATES	INJURY	LEVEL
May 18-29, 2022.....	Right Hamstring Strain.....	Double-A Wichita.....
April 13-22, 2022.....	Left Ankle Sprain.....	Double-A Wichita.....
2019 season.....	UCL Injury.....	Rookie-Elizabethton.....



» Edouard is one of 11 Canadian-born players in Twins history, already ranking fourth on the club's all-time list in games played (170) among Canucks, trailing Justin Morneau (1,124), Corey Koskie (787) and Jesse Crain (376).



74

LUKE KEASCHALL
NON-ROSTER INVITE

IF

H/W: 6-0/202 B/T: R/R
OPENING DAY AGE: 22
BORN: 8/15/2002 in Watsonville, CA
RESIDES: Scottsdale, AZ

ACQUIRED: 2nd RD, 2023 MLB Draft
M.L. SERVICE: None
OPTIONS USED: 0 of 3
CONTRACT STATUS: Signed thru 2025

PERSONAL: Luke Trevor Keaschall (pronounced kee-shawl)...X: @LKeaschall...Instagram: @lukekeaschall...attended Aptos High School in Aptos, CA, graduating in 2020...was a multi-sport letter winner at Aptos, earning all-league accolades in both baseball and wrestling...two-time all-Santa Cruz Coast Athletic League honoree (first team, 2019; second team, 2018)...earned Third Team All-CIF Central Coast Section honors as a junior...began collegiate career at University of San Francisco, playing for two years from 2021-22...transferred to Arizona State University, where he played one year in 2023...played under manager and former big leaguer, Willie Bloomquist...grew up watching Derek Jeter, Mike Trout and Dustin Pedroia — his favorite being Jeter...participated in 2025 Twinsfest at Target Field in January...enjoys playing golf but admits that he's quite bad at it.

CAREER HIGHLIGHTS: Ranked as 61st-best prospect in baseball by MLB.com entering 2025...ranked third-best prospect in Twins system by MLB.com and *Baseball America* entering 2025...played in 2024 SiriusXM Futures Game at Globe Life Field...named 2024 Sherry Robertson Award winner as Twins minor league Player of the Year...ranked as 12th-best prospect in Twins system entering 2024 by both MLB.com and *Baseball America*.

POSTSEASON CAREER: Has never appeared at major league level.

2024:

• Entered 2024 season as No. 12 prospect in the Twins system per both MLB.com and *Baseball America*.

• Began season with Single-A Cedar Rapids.

• Stole three bases in one game on April 13 vs. Dayton...reached base all three times via walk.

• Reached base safely in 38 straight games from May 4-June 15, a streak that spanned both levels (Cedar Rapids and Wichita); posted a .469 on-base percentage in that span (55 hits/23 walks in 177 plate appearances).

• Recorded second career two-homer game on May 18 vs. Quad Cities.

• Named Twins minor league Player of the Month and Texas League Player of the Month for May, hitting .375 (39-for-104) with eight doubles, five home runs, 16 RBI, six stolen bases, 15 walks, a .468 on-base percentage, a .596 slugging percentage and a 1.065 OPS in 27 games.

• Promoted to Double-A Wichita on May 27.

• Set single-game professional career-high with four hits on June 13 vs. Midland.

• Named Texas League Player of the Week on June 16, slashing .435/.500/.696 with four extra-base hits, two stolen bases and five walks.

• Played in the SiriusXM Futures Game at Globe Life Field in Texas as a reserve and played second base, going 0-for-1 with a strikeout in lone at-bat.

• Named Twins minor league Player of the Month for July, hitting .290 (22-for-76) with two doubles, five home runs, 12 RBI, a .426 on-base percentage, a .513 slugging percentage and a .939 OPS in 20 games.

• Diagnosed with UCL tear in right elbow in early August and was placed on 7-day IL on August 9...had Tommy John surgery next day, ending his season, a procedure performed by Dr. Kenneth Akizuki in San Francisco, CA.

• Hit .327 (16-for-49) with two outs and runners in scoring position for Kernels and Wind Surge combined.

• Defensively at both levels combined, he played 20 games (all starts) at second base and 16 games (all starts) in centerfield...also played 53 games at designated hitter.

• Combine to hit .303 (115-for-379) with 21 doubles, one triple, 15 home runs, 48 RBI, 80 runs scored, 23 stolen bases (29 attempts) a .420 on-base percentage, a .483 slugging percentage and a .903 OPS in 102 games between Cedar Rapids and Wichita...hit .310 (90-for-290) with a .929 OPS against right-handed pitching and .281 (25-for-89) with an .820 OPS against left-handed pitching.

• Named winner of Sherry Robertson Award as Twins minor league Player of the Year.

• Ranked by both *Baseball America* and MLB.com as Twins third-best prospect entering 2025...later ranked by same publication as 45th-overall prospect in baseball.

2023: Made professional debut with FCL Twins on July 27...recorded first professional hit, a single, on July 31...promoted to Low-A Fort Myers on August 1 and hit first career home run on August 18...promoted to High-A Cedar Rapids on August 28 and finished season with Kernels...recorded first career two-homer game on September 10 at Wisconsin...hit .333 (6-for-18) with three RBI, five walks, five runs scored and an .833 OPS in six playoff games for Cedar Rapids.

AMATEUR CAREER: Slashed .353/.443/.725 (77-for-218) with 25 doubles, one triple, 18 home runs, 58 RBI, 18 stolen bases, 22 walks, 55 runs scored and a 1.168 OPS in 55 games for Arizona State University in 2023...prior to transferring to ASU, spent two seasons at the University of

SHERRY ROBERTSON AWARD

TWINS MINOR LEAGUE PLAYER OF THE YEAR
- LAST 10 SEASONS -

2014	Kennys Vargas
2015	Max Kepler
2016	Zack Granite
2017	Mitch Garver
2018	Alex Kirilloff
2019	Trevor Larnach
2020	none awarded
2021	Jose Miranda
2022	Matt Wallner
2023	Brooks Lee
2024	Luke Keaschall

San Francisco from 2021-22, hitting .312 (129-for-413) with 29 doubles, four triples, 12 home runs, 64 RBI, 55 walks, 87 runs scored and a .427 on-base percentage in 110 games for the Dons...won the WCC's Freshman of the Year award in a season in which he hit .320 with four homers, four triples and 30 RBI...played Summer League ball for Orleans from 2021-22 and Gaithersburg in 2021.

PROFESSIONAL: Selected by Minnesota in second round (49th overall) in 2023 First-Year Player Draft; signed by scout Chandler Wagoner.

KEASCHALL'S PLAYING RECORD																			
YEAR	CLUB	AVG	G	AB	R	H	2B	3B	HR	RBI	SH	SF	HBP	BB	SO	SB	CS	OBP	OPS
2023	FCL Twins	.143	3	7	4	1	0	0	0	0	0	0	3	2	2	2	0	.500	.643
	Fort Myers	.292	20	72	20	21	8	1	1	9	0	3	4	15	20	8	0	.426	.898
	Cedar Rapids	.313	8	32	5	10	2	0	2	6	0	0	0	2	3	1	0	.353	.916
2024	Cedar Rapids	.335	44	158	37	53	12	0	7	21	0	2	7	30	29	14	1	.457	1.001
	Wichita	.281	58	221	43	62	9	1	8	27	0	3	11	32	51	9	5	.393	.832
Minor League Totals		.300	133	490	109	147	31	2	18	63	0	8	25	81	105	34	6	.419	.901

KEASCHALL'S PROFESSIONAL INJURED LIST HISTORY		
DATES	INJURY	LEVEL
August 9-end of 2024 season	Tommy John Surgery - Right Elbow	Double-A Wichita

BASEBALL AMERICA - TOP 10 PROSPECTS	
TWINS TOP 10 PROSPECTS FROM 2003-2025	
2003 <ol style="list-style-type: none">Joe Mauer, CJustin Morneau, IFMichael Cuddyer, OFMichael Restovich, OFDenard Span, OFScott Tyler, RHPJ.D. Durbin, RHPJason Kubel, OFLow Ford, OFAdam Johnson, RHP	2004 <ol style="list-style-type: none">Joe Mauer, CJustin Morneau, IFMatt Moses, IFJ.D. Durbin, RHPJesse Crain, RHPJason Bartlett, SSDenard Span, OFJason Kubel, OFGrant Balfour, RHPMichael Restovich, OF
2007 <ol style="list-style-type: none">Matt Garza, RHPGlen Perkins, LHPKevin Slowey, RHPChris Parmelee, OFAnthony Swarzak, RHPPat Neshek, RHPAlexi Casilla, IFJoe Benson, OFPaul Kelly, IFJ.D. Durbin, RHP	2008 <ol style="list-style-type: none">Nick Blackburn, RHPJoe Benson, OFWilson Ramos, CTyler Robertson, LHPAnthony Swarzak, RHPBen Revere, OFJason Pridie, OFBrian Duensing, LHPJeff Manship, RHPTrevor Plouffe, IF
2011 <ol style="list-style-type: none">Kyle Gibson, RHPAaron Hicks, OFMiguel Sanó, IFJoe Benson, OFBen Revere, OFLiam Hendriks, RHPAlex Wimmers, RHPAdrian Salcedo, RHPOswaldo Arcia, OFCarlos Gutierrez, RHP	2012 <ol style="list-style-type: none">Miguel Sanó, IFJoe Benson, OFEddie Rosario, 2B/OFAaron Hicks, OFOswaldo Arcia, OFLevi Michael, IFLiam Hendriks, RHPKyle Gibson, RHPChris Parmelee, 1B/OFBrian Dozier, IF
2015 <ol style="list-style-type: none">Byron Buxton, OFMiguel Sanó, IFJosé Berrios, RHPKohl Stewart, RHPAlex Meyer, RHPNick Gordon, IFNick Burdi, RHPJorge Polanco, IFTrevor May, RHPEddie Rosario, OF	2016 <ol style="list-style-type: none">Byron Buxton, OFJosé Berrios, RHPMax Kepler, OF/1BNick Gordon, IFTyler Jay, LHPJorge Polanco, IFByung Ho Park, 1B/DHKohl Stewart, RHPStephen Gonsalves, LHPNick Burdi, RHP
2019 <ol style="list-style-type: none">Royce Lewis, SSAlex Kirilloff, OFBrusdar Graterol, RHPWander Javier, IFTrevor Larnach, OFBrent Rooker, OFJhoan Duran, RHPBlayne Enlow, RHPRyan Jeffers, CYunior Severino, IF	2020 <ol style="list-style-type: none">Royce Lewis, SSAlex Kirilloff, OFTrevor Larnach, OFBrusdar Graterol, RHPJordan Balazovic, RHPJhoan Duran, RHPRyan Jeffers, CMatt Canterino, RHPBlayne Enlow, RHPMisael Urbina, OF
2023 <ol style="list-style-type: none">Royce Lewis, SSBrooks Lee, SSEmmanuel Rodriguez, OFEdouard Julien, IFConnor Priplipp, LHPMatt Wallner, OFMarco Raya, RHPLouis Varland, RHPDavid Festa, RHPSimeon Woods Richardson, RHP	2024 <ol style="list-style-type: none">Walker Jenkins, OFBrooks Lee, SSEmmanuel Rodriguez, OFDavid Festa, RHPMarco Raya, RHPMatt Canterino, RHPTanner Schobel, INFC.J. Culepper, RHPAustin Martin, IF/OFCharlee Soto, RHP
2005 <ol style="list-style-type: none">Joe Mauer, CJason Kubel, OFJesse Crain, RHPJ.D. Durbin, RHPFrancisco Liriano, LHPKyle Waldrop, RHPAnthony Swarzak, RHPMatt Moses, IFJason Bartlett, SSScott Baker, RHP	2009 <ol style="list-style-type: none">Aaron Hicks, OFBen Revere, OFWilson Ramos, CJosé Miñares, LHPDanny Valencia, IFAnthony Swarzak, RHPShooter Hunt, RHPKevin Mulvey, RHPCarlos Gutierrez, RHPAngel Morales, OF
2006 <ol style="list-style-type: none">Francisco Liriano, LHPJason Kubel, OFMatt Moses, IFGlen Perkins, LHPAnthony Swarzak, RHPDenard Span, OFMatt Garza, RHPJay Rainville, RHPTrevor Plouffe, IFKyle Waldrop, RHP	2010 <ol style="list-style-type: none">Aaron Hicks, OFWilson Ramos, CKyle Gibson, RHPMiguel Sanó, IFBen Revere, OFDanny Valencia, IFCarlos Gutierrez, RHPAngel Morales, OFDavid Bromberg, RHPMax Kepler, OF
2013 <ol style="list-style-type: none">Miguel Sanó, IFByron Buxton, OFOswaldo Arcia, OFKyle Gibson, RHPAaron Hicks, OFJosé Berrios, RHPEddie Rosario, 2B/OFMax Kepler, OFDanny Santana, IFLuke Bard, RHP	2014 <ol style="list-style-type: none">Byron Buxton, OFMiguel Sanó, IFAlex Meyer, RHPKohl Stewart, RHPJosé Berrios, RHPEddie Rosario, IFLewis Thorpe, LHPTrevor May, RHPDanny Santana, IFJorge Polanco, IF
2017 <ol style="list-style-type: none">Nick Gordon, IFStephen Gonsalves, LHPAlex Kirilloff, OF/1BFernando Romero, RHPTyler Jay, LHPKhalberto Mejia, LHPKohl Stewart, RHPFelix Jorge, RHPDaniel Palka, OFTravis Blankenhorn, 3B/2B	2018 <ol style="list-style-type: none">Royce Lewis, IFWander Javier, SSAlex Kirilloff, OF/1BStephen Gonsalves, LHPBrusdar Graterol, RHPFernando Romero, RHPBrent Rooker, OFNick Gordon, IFBlayne Enlow, RHPTyler Jay, LHP
2021 <ol style="list-style-type: none">Alex Kirilloff, OFRoyce Lewis, SSTrevor Larnach, OFRyan Jeffers, CJhoan Duran, RHPJordan Balazovic, RHPAaron Sabato, 1BMatt Canterino, RHPBlayne Enlow, RHPGilberto Celestino, OF	2022 <ol style="list-style-type: none">Austin Martin, OF/SSRoyce Lewis, SSJordan Balazovic, RHPJoe Ryan, RHPJosé Miranda, 3B/2BChase Petty, RHPSimeon Woods Richardson, RHPMatt Canterino, RHPJhoan Duran, RHP

BOLD indicates played at major league level



21

DASHAWN KEIRSEY JR.

OF

H/W: 6-1/186

B/T: L/L

OPENING DAY AGE: 27

BORN: 5/13/1997 in San Diego, CA

RESIDES: San Diego, CA

ACQUIRED: 4th RD, 2018 MLB Draft

M.L. SERVICE: 25 days

OPTIONS USED: 0 of 3

CONTRACT STATUS: Signed thru 2025

PERSONAL: DaShawn Robert Keirsej Jr. (pronounced KER-zee, rhymes with jersey)...Instagram: @dk.breezy...fiancée, Tori; got engaged in December of 2024...grew up in San Diego, CA and attended Helix Charter High School in La Mesa, CA...at Helix, named First-team all-Grossmont Hills League as a senior...named first-team all-East County...hit .333 with seven doubles, three triples, 19 RBI and nine stolen bases as a senior...also had a 3.16 ERA on the mound over 48.2 innings pitched going 5-2 with 51 strikeouts...played in the 2014 Area Code games...also earned first-team all-league and first-team all-county honors as a wide receiver in football...named the 2014 East County Offensive Most Improved player as a senior...played collegiately at the University of Utah from 2016-18, where he had a .334 career batting average, 42 doubles and 11 triples...named to 2018 ABCA/Rawlings West All-Region second team...was three-time first-team All-Pac-12 (2016-18) and three-time Pac-12 All-Defensive Team, becoming Utah's first selection to the team since the Utes joined the league in 2016...2016 Louisville Slugger Freshman All-American...majored in financial planning...debuted in 2024 wearing uniform number 89, switching to 21 during 2024-25 offseason...participated in 2025 Twinsfest at Target Field in January.

CAREER HIGHLIGHTS: Made major league debut on September 5, 2024 at Tampa Bay...recorded first career hit on September 10, 2024 vs. Los Angeles-AL, singling off Guillo Zuñiga...hit first career home run on September 29, 2024 vs. Baltimore, off Albert Suárez...won Twins minor league Defensive Award as best outfielder in 2024...named by *Baseball America* as being the best defensive outfielder and fastest baserunner in the Twins system entering 2024...also ranked as 22nd-best prospect in Twins organization by *Baseball America* entering 2024...named finalist for MLB Defensive Player of the Year after robbing a home run in centerfield on April 20, 2023 at Tulsa...ranked third in entire Twins organization in stolen bases (39) in 2023.

POSTSEASON CAREER: Has never appeared at major league level.

2024:

- Was an invite to Twins spring training, his first official major league spring training of career...reassigned to minor league camp on March 6 and began season at Triple-A St. Paul.
- Was Saints' Opening Day centerfielder on March 30 vs. Columbus.
- Stole two bases on four different occasions: April 13 vs. Iowa, July 25 vs. Omaha, August 21 vs. Scranton/Wilkes-Barre and August 28 at Omaha.
- Named Twins minor league Player of the Week on May 5, hitting .280 (7-for-25) with six RBI for the Saints.
- Hit safely in season-long 14-straight games from May 21-June 30, hitting .391 (25-for-64) with four doubles, four home runs, 18 RBI and a 1.044 OPS in that span.
- Reached safely five times (6 PA) on May 22 at Buffalo, going 4-for-5 with a double, a walk and four RBI.
- Placed on Saints 7-day Injured List on May 29 with left calf strain; reinstated on June 22.
- Hit .368 (14-for-38) with three doubles, two home runs, seven RBI and a .990 OPS in eight June games.
- Went 4-for-4 and fell a double short of the cycle on August 22 vs. Scranton/Wilkes-Barre.
- Hit .348 (32-for-92) with four doubles, three triples, three home runs, 15 RBI, 19 runs scored, 11 stolen bases and a .964 OPS in 24 August games.
- Stole 15-consecutive bases from July 30-September 22.
- Named Twins minor league Player of the Week for second time on season on August 4, hitting .320 (8-for-25) with an .850 OPS.
- Named Twins minor league Player of the Week for third time on August 25, hitting .474 (9-for-19) with two triples, two home runs, eight RBI and a 1.500 OPS...also earned International League Player of the Week honors for this period.
- Had contract selected by Twins on September 5 (Max Kepler - IL)...at time of call-up, was one of two Triple-A players in all of Minor League Baseball (Samad Taylor - TAC) with at least 100 hits, 10 home runs and 30 stolen bases.
- Made major league debut on September 5 at Tampa Bay, playing the final two innings in centerfield in a Twins 4-3 victory.
- Recorded first major league hit on September 10 vs. Los Angeles-AL, an infield single to the right side off Guillo Zuñiga.
- Appeared in four games for Minnesota and was optioned back to St. Paul on September 14, where he finished the minor league season.

CAREER HIGHS

Hits: 1, 2x, last 9/29/24 vs. BAL

RBI: 1, 9/29/24 vs. BAL

HR: 1, 9/29/24 vs. BAL

GS: - -

SB: - -

Hit-Streak: 1, 2x, last 9/29/24

WALK-OFF HITS/PA

None

MULTI-HR GAMES

None



- Recorded 134th and final hit of season on September 22 vs. Indianapolis, setting a Saints franchise (Triple-A) record.
- Hit .363 (33-for-91) with two outs and runners in scoring position for Saints.
- Hit .304 (93-for-306) with an .849 OPS against right-handed pitching, compared to .279 (41-for-147) with a .798 OPS vs. left-handers while at St. Paul.
- Led St. Paul in hits (134), runs scored (71), triples (7) and stolen bases (36), tied for first in doubles (22), and tied for fourth in home runs (14) and walks (48).
- Finished tied for first in International League in triples (7), tied for fifth in RBI (81), hits (133) and stolen bases (36), and sixth in batting average (.300).
- Stayed in St. Paul after conclusion of Saints' season and continued workouts to be ready for major league club in final week of Twins' season.
- Recalled by Minnesota on September 28.
- Hit first career home run on September 29 vs. Baltimore, a solo shot off Albert Suárez; also his second career hit.
- Ranked by *Baseball America* as Fastest Baserunner and Best Defensive Outfielder in Twins system entering 2025.

CALIFORNIA LOVE

DaShawn attended Helix Charter High School in La Mesa, Ca, where he played baseball and football. Helix boasts a handful of famous alumni, including former NFL players Reggie Bush and Alex Smith, Hall of Fame basketball player Bill Walton, actor Dennis Hopper and former Twins farmhand Jake Reed.

GET TO KNOW DK

Favorite thing you did last offseason:

"I have two. One was actually proposing and getting engaged to my lovely fiancé, Tori Webster. The second would be just being plugged into my home church at home, Oceans Church in Irvine, California. The community there is unbelievable, there's just a presence of the Holy Spirit and of God every Sunday and just throughout the entire week. And our pastor there, Pastor Mark, has been awesome and just everyone there, it's just a great community."

Favorite baseball memory growing up: "My 11-12-year-old year. It was All-Stars District 33 Champs; we were playing in Oceanside, and I think I hit two home runs in that game and that was the first time I've ever had a multi-home run game."

Most influential person in your life pertaining to baseball: "I would say the person who had the most influence on me and my life in baseball and in life in general and my life in sports is my dad, DaShawn Keirse. He's the person who got me out on the field, he's the person who taught me the game, who showed me how to play the game properly, and he's just helped me grow that love for baseball and sports in general. And the long days going out to field, hitting, do defensive work as a young kid."

First job? "Professional baseball player for the Twins, actually. Fun fact, I've never had an actual job in my life. I'm very blessed an honored, and I'm praying for the rest of my life that this is my only job."

If you retired from baseball tomorrow, what would you do as a job or hobby? "I would probably try and go playing in the NFL. Football was probably my first love and I actually was better at football growing up, only because it was easier being athletic on the football field growing up. A hobby I do have though is golfing. I also like to think I could be on the PGA Tour, which I definitely can't, but I like to think big."

Favorite Twins players growing up: "In college I watched a lot of Byron Buxton. Being a center fielder, and watching his playing style, that was someone that I gravitated towards. I actually saw an Instagram video and just kinda started watching him a lot more. I feel like our styles of play are very similar, the way we're built, the way we manage the outfield and just our running ability I felt was similar. And I would also say I did love Tori Hunter growing up. And fun fact, fun story, that was my fiancé's favorite player. Being from Orange County, her and her family would go to Angels games and obviously he played for the Angels for a couple years of his career, and she said he was her favorite player cause they had the same name. And she got to meet him the week of Twinstfest."

2023: Was in Twins minor league spring training and played several exhibition games for Minnesota, coming from the minor league side...began season with Double-A Wichita...stole season-high two bases seven times during season...stole 14-straight bases successfully from May 30-July 23...hit safely in minor league career-high tying 13-straight games from June 8-22, hitting .377 (20-for-53) with a 1.131 OPS during that span...hit .326 (30-for-92) in 23 May games and .356 (31-for-87) in 23 June games...went 5-for-6 on July 26 vs. Frisco, tying Wichita's franchise record for hits in a game...promoted to Triple-A St. Paul on August 3...at time of promotion, was tied for second in the Texas League in triples (5), third in hits (110) and total bases (176), sixth in average (.305) and stolen bases (31) and tied for ninth in extra-base hits (35)...left Wichita as the club's all-time stolen base leader with 73 from 2022-23...named Twins minor league Player of the Week on August 27, hitting .412 (7-for-17) with one double, one triple, one home run, five RBI, four walks and a 1.289 OPS for the Saints...combined to hit .294 (144-for-490) with 18 doubles, eight triples, 15 home runs, 61 RBI, 79 runs scored, 50 walks, 39 stolen bases (44 chances), a .366 on-base percentage and an .821 OPS in 130 games between Wichita and St. Paul...hit .304 (123-for-405) with an .860 OPS vs. right-handed pitching, compared to .247 (21-for-85) with a .638 OPS vs. left-handed pitching...named finalist for MiLB Defensive Play of the Year after robbing a home run in centerfield on April 20 at Tulsa...was one of three finalists, joining Arizona's Drew Jones (winner) and Milwaukee's Monte Harrison...ranked third in entire Twins organization in stolen bases (39), trailing Yoyner Fajardo (50) and Andrew Stevenson (44)...also tied for second in triples (8) with Fajardo, trailing Emmanuel Rodríguez (9)...ranked third in total bases (223)...named by *Baseball America* as being the best defensive outfielder in the Twins system and fastest baserunner...also ranked as 22nd best prospect in Twins organization by *Baseball America* entering 2024.

2022: Spent the season with Double-A Wichita, batting .271 (115-for-425) with 26 doubles, three triples, seven home runs, 48 RBI, 32 walks, 61 runs scored, 42 stolen bases and a .724 OPS in 121 games...went 5-for-5 with four doubles and three RBI on July 12 vs. Arkansas...hit safely in minor league career-high 13-straight from September 1-17 (G1)...homered in three-straight games from September 18-22 and four times in final five games of season from September 18-27...played five games for Caimanes in the Colombian Winter League following regular season.

2021: Split season between Rookie FCL (rehab assignment) and High-A Cedar Rapids, hitting .211 (32-for-152) with 21 runs scored, four doubles, four triples, seven home runs, 24 RBI, 18 walks, 11 stolen bases and a .733 OPS in 48 games...missed time on Cedar Rapids' Injured List with a left hamstring strain from May 20-June 26 and again with a right oblique strain from August 11-end of season.

2020: Did not play professionally after minor league season cancelled due to COVID-19 pandemic.

2019: Split the season between Rookie-Elizabethton (7 games) and Low-A Cedar Rapids (36 games), hitting .150 (22-for-147) with 13 runs scored, one double, one triple, 14 RBI and 24 walks in 43 games...placed on 7-day Injured List on April 15 with a right hip strain; reinstated on April 28...placed on the 7-day IL on May 12 with a left shoulder strain; reinstated on August 10.

2018: Began first professional season with Rookie-Elizabethton...batted .368 (7-for-19) across his first four career games...from July 1-August 2, hit .383 (18-for-47) with five doubles, seven walks and 10 RBI.

AMATEUR CAREER: First team All-Pac 12 selection in all three years played at Utah...three-time Pac 12 All-Defensive Team selection...in 2018, led the Pac-12 in doubles (23), third in average (.386), tied for third in hits (78) and tied for sixth in triples (five)...ranked 19th in the country in average...his 22 multi-hit games in 2018 led the team...named Louisville Slugger Freshman All-American in 2016...first Utah selection to Pac-12 All-Defensive Team since joining the conference...First-Team All-East County as a senior at Helix Charter High School...also earned first team all-league and all-county as a wide receiver in football...majored in financial planning.

PROFESSIONAL: Selected by Minnesota in fourth round (124th overall) of 2018 First-Year Player Draft; signed by scout Andrew Ayers.

KEIRSEY'S PLAYING RECORD																			
YEAR	CLUB	AVG	G	AB	R	H	2B	3B	HR	RBI	SH	SF	HB	BB	SO	SB	CS	OBP	OPS
2018	Elizabethhton	.301	26	103	20	31	7	3	0	13	0	1	0	12	20	4	1	.371	.798
2019	Elizabethhton	.217	7	23	4	5	0	0	0	3	0	1	0	6	8	1	0	.367	.584
	Cedar Rapids	.137	36	124	9	17	1	1	0	11	0	1	0	18	40	2	1	.245	.406
2020	NO MINOR LEAGUE SEASON - DID NOT PLAY																		
2021	FCL Twins	.364	3	11	4	4	0	0	0	0	0	0	1	0	1	1	0	.417	.780
	Cedar Rapids	.199	45	141	17	28	4	4	7	24	0	3	3	18	50	10	3	.297	.730
2022	Wichita	.271	121	425	61	115	26	3	7	48	0	4	7	32	108	42	7	.329	.724
2023	Wichita	.305	91	361	59	110	17	5	13	48	0	2	3	31	93	31	5	.363	.850
	St. Paul	.264	39	129	20	34	1	3	2	13	0	0	4	19	31	8	0	.375	.739
2024	St. Paul	.300	111	443	71	133	22	7	14	81	0	9	5	48	116	36	7	.368	.845
	MINNESOTA	.154	6	13	1	2	0	0	1	1	0	0	1	0	1	0	0	.214	.599
Minor League Totals		.271	479	1760	265	477	78	26	43	241	0	21	23	184	467	135	24	.344	.762
Major League Totals		.154	6	13	1	1	0	0	1	1	0	0	1	0	1	0	0	.214	.599

KEIRSEY'S CAREER FIELDING RECORD								
POSITION	PCT	G	PO	A	E	TC	DP	PB
Outfield	1.000	6	5	1	0	6	0	—

KEIRSEY'S PROFESSIONAL INJURED LIST HISTORY		
DATES	INJURY	LEVEL
May 29-June 22, 2024	Left Calf Strain	Triple-A St. Paul
August 11-end of 2021 season	Right Oblique Strain	High-A Cedar Rapids
May 20-June 26, 2021	Left Hamstring Strain	High-A Cedar Rapids
May 12-August 10, 2019	Left Shoulder Strain	Low-A Cedar Rapids
April 15-28, 2019	Right Hip Strain	Low-A Cedar Rapids



» DaShawn made his major league debut in 2024 wearing uniform number 89, the second player in club history to wear it and first to wear it in an actual game. Drew Maggi was on the roster in 2021 wearing 89 but never played. Keirsey switched to 21 this last offseason. He liked the idea of keeping a high number like 89 but ultimately wanted to switch to 24 — which was occupied by Simeon Woods Richardson, landing on 21.

“I wore 21 in college, all three years in college at Utah. My favorite athlete growing up was LaDainian Tomlinson, San Diego Chargers, he wore 21. And as well, I am very big into my faith and my relationship with God, and two plus one is three, and three represents the Holy Trinity, which is the Father, the Son, and the Holy Spirit. That is just something that I live my life to, it my relationship with God and Jesus and just doing what I can to glorify his name in everything I do on and off the field, and just represent him the best way I can and the best way that I know.”

TWINS ARIZONA FALL LEAGUE PARTICIPANTS

1992

GRAND CANYON

Rex De La Nuez, OF
Chip Hale, IF
Jon Henry, P
Ray Ortiz, OF
Derek Parks, C
Scott Ullger, Mgr.

1997

SUN CITIES

Tom Gourdin, P
Jeff Harris, P
Corey Koskie, IF
Chad Moeller, C
Mike Moriarty, IF
Brad Niedermaier, P
Dan Perkins, P
Beni Sampson, P
Al Newman, Mgr.

2002

PHOENIX

Rob Bowen, C
Willie Eyre, P
Brent Hoard, P
Justin Morneau, IF
Michael Restovich, OF
Brad Thomas, P
John Russell, Mgr.

2007

PHOENIX

Nick Blackburn, P
Drew Butera, C
Matt Macri, IF
Eduardo Morlan, P
Ryan Mullins, P
Trevor Plouffe, IF
Anthony Swarzak, P
Gary Lucas, Ch.

2012

PEORIA

Evan Bigley, OF
Logan Darnell, P
Kyle Gibson, P
Chris Herrmann, C
Nate Roberts, OF
Dan Rohlfing, C
Caleb Thielbar, P
Michael Tonkin, P
Alan Rail, Trn.

2017

SURPRISE

Ryan Eades, RHP
Tom Hackimer, RHP
Tyler Jay, LHP
Sean Miller, IF
Chris Paul, IF
Andrew Vasquez, LHP
LaMonte Wade, OF

2023

GLENDALE

Malik Barrington, RHP
Jordan Carr, RHP
Andrew Cossetti, C
Ben Ethridge, RHP
A.J. Labas, RHP
Kala'i Rosario, OF
Aaron Sabato, 1B
Zach Veen, LHP
Rayden Sierra, Ch.

1993

TEMPE

Mike Byrd, OF
Mike Durant, C
Sean Gavaghan, P
Denny Hocking, IF
Todd Ritchie, IF
Bill Wissler, P
Jim Kahmann, Trn.

1998

PHOENIX

Torii Hunter, OF
Mike Lincoln, P
Joe Mays, P
Doug Mientkiewicz, IF
A.J. Pierzynski, C
Brent Stentz, P
Lanning Tucker, Trn.

2003

GRAND CANYON

Henry Bonilla, P
Rob Bowen, C
Jake Mau, C
Pat Neshek, P
Terry Tiffee, IF
Brian Wolfe, P
Dave Pruemer, Trn.

2008

PHOENIX

Rob Delaney, P
Tim Lahey, P
Jeff Manship, OF
Dustin Martin, OF
Anthony Slama, P
Steve Tolleson, IF
Danny Valencia, IF
Stan Cibirn, Mgr.

2013

GLENDALE

A.J. Achter, RHP
Byron Buxton, OF
Zach Jones, RHP
Max Kepler, OF
Trevor May, RHP
Alex Meyer, RHP
Eddie Rosario, IF
Jeff Smith, Ch.

2018

SALT RIVER

Travis Blankenhorn, IF
Adam Bray, RHP
Jaylin Davis, OF
Griffin Jax, RHP
Hector Lujan, RHP
Luke Raley, OF
Devin Smeltzer, LHP
Tommy Watkins, Mgr.

2024

SALT RIVER

Kade Bragg, RHP
Jacob King, RHP
Devin Kirby, RHP
Jack Noble, RHP
Liam Rocha, RHP
Kala'i Rosario, OF
Ben Ross, IF
Tyler Smarslok, Mgr.

1994

CHANDLER

Marty Cordova, OF
Gus Gandarillas, P
Brian Raabe, IF
Dan Serafini, P
Scott Stahoviak, IF
Scott Watkins, P
Gorman Heimueller, Ch.
Rick McWane, Trn.

1999

GRAND CANYON

Dan Cey, IF
Michael Cuddyer, IF
David Hooten, P
Matt Kinney, P
Chad Moeller, C
Nate Yeskie, P
Bill Springman, Ch.

2004

GRAND CANYON

Scott Baker, P
Jason Bartlett, IF
Rob Bowen, C
Jesse Crain, P
J.D. Durbin, P
Jason Kubel, OF
Kevin West, OF
Jose Marzan, Ch.

2009

MESA

Alex Burnett, P
Steve Hirschfeld, P
Mike McCardell, P
Chris Parmelee, IF
Steve Singleton, IF
Spencer Steedley, P
Rene Tosoni, OF
Larry Benness, Trn.

2014

SALT RIVER

Jason Adam, RHP
Byron Buxton, OF
Max Kepler, OF
Zack Jones, RHP
Jake Reed, RHP
Taylor Rogers, LHP
Eddie Rosario, OF
Alan Rail, Trn.

2019

SALT RIVER

Dakota Chalmers, RHP
Moises Gomez, RHP
Royce Lewis, SS
Jovani Moran, LHP
Zach Neff, LHP
Luke Raley, OF
Ben Rortvedt, C
Luis Ramirez, Ch.
Ben Myers, Trn.

1995

PEORIA

LaRoy Hawkins, P
Matt Lawton, OF
Dan Naulty, P
Kevin Ohme, P
Jamie Ogden, OF
Mitch Simons, IF
Todd Walker, IF

2000

GRAND CANYON

Bobby Kielty, OF
Matt Kinney, P
Matthew LeCroy, C
Kyle Lohse, P
Lee Marshall, P
Ryan Mills, P
Rick Anderson, Ch.
Jeff Carter, Ch.
Dave Pruemer, Trn.

2005

GRAND CANYON

Ricky Barrett, P
Travis Bowyer, P
Garrett Jones, 1B
Matt Moses, IF
Glen Perkins, P
Denard Span, OF
Tony Leo, Trn.

2010

PEORIA

Joe Benson, OF
David Bromberg, P
Carlos Gutierrez, P
Chris Parmelee, IF
Ben Revere, OF
Tyler Robertson, P
Kyle Waldrop, P
Floyd Rayford, Ch.

2015

SCOTTSDALE

Nick Burdi, RHP
Mitch Garver, C
Trevor Hildenberger, RHP
Jake Reed, RHP
Taylor Rogers, LHP
Stuart Turner, C
Adam Brett Walker II, OF
Chad Allen, Ch.

2021

SCOTTSDALE

Andrew Bechtold, IF
Zach Featherstone, LHP
Kody Funderburk, LHP
Cody Lawerson, RHP
Michael Helman, IF
Evan Sisk, LHP
Matt Wallner, OF
Ryan Smith, Ch.

1996

SCOTTSDALE

Jason Bell, P
J.J. Johnson, OF
Jamie Ogden, OF
Mark Redman, P
Todd Ritchie, P
Dan Serafini, P
Stu Cibirn, Ch.

2001

GRAND CANYON

Grant Balfour, P
Rob Bowen, C
Michael Cuddyer, IF
Peter Fisher, P
Kevin Frederick, P
Matthew LeCroy, C
Michael Restovich, OF

2006

MESA

Kevin Cameron, P
Doug Deeds, OF
Matt Moses, IF
Jay Sawatski, P
Jeff Simonitsch, P
Kevin Slowey, P
Matt Tolbert, IF
David Winfree, IF
Larry Benness, Trn.

2011

MESA

Cole DeVries, P
Brian Dozier, IF
Chris Herrmann, C
Aaron Hicks, OF
Brett Jacobson, P
Brett Pugh, P
Dakota Watts, P
Steve Mintz, Ch.

2016

SURPRISE

John Curtiss, RHP
Mitch Garver, C
Nick Gordon, IF
Tanner English, OF
Mason Melotakis, LHP
Stephen Gonsalves, LHP
Randy Rosario, LHP
Ivan Artega, Ch.

2022

GLENDALE

Denny Bentley, LHP
Edouard Julien, IF
Austin Martin, IF/OF
Alex Isola, C
Jon Olson, RHP
Francis Peguero, RHP
Ryan Shreve, RHP

PLAYERS



9

TREVOR LARNACH

OF

H/W: 6-3/230

B/T: L/R

OPENING DAY AGE: 28

BORN: 2/26/1997 in Walnut Creek, CA

RESIDES: Corvallis, OR

ACQUIRED: 1st RD (20th overall), 2018 MLB Draft

M.L. SERVICE: 3 years, 14 days

OPTIONS USED: 2 of 3

CONTRACT STATUS: Signed thru 2025

PERSONAL: Trevor John Ikaikaloa Larnach (pronounced LAR-nick)...his middle name Ikaikaloa, is Hawaiian, meaning "strength"...graduated from College Park High School in Pleasant Hill, CA...rated as the 328th-best high school prospect by Perfect Game entering the 2015 draft...three-year letterwinner at College Park while also lettering in two seasons as a forward for the basketball team...First-Team All-League and Second Team All-State as a senior, First-Team All-State as a junior...played three seasons at Oregon State University where he majored in sociology...if had a career other than baseball player, would be real estate agent; is very into real estate and enjoys checking Zillow listings in road cities, to explore the market...participated in 2020 Twins Winter Caravan, 2020 TwinsFest, '23 TwinsFest, '24 TwinsFest and '25 TwinsFest at Target Field in January.

CAREER HIGHLIGHTS: Made major league debut May 8, 2021 at Detroit...recorded first major league hit May 12, 2021 at Chicago-AL and first major league home run May 20, 2021 at Los Angeles-AL, off José Suárez...entered 2020 ranked third-best prospect in Twins system by *Baseball America* (40th overall prospect in baseball)...also ranked Twins third-best prospect by MLB.com (77th in baseball)...in 2019 ranked the fifth-best prospect in the Twins system by *Baseball America*...named to both Florida State League Mid- and Postseason All-Star teams in 2019...named outfielder on MiLB.com's 2019 Twins organization All-Star team...named High Class-A All-Star by *Baseball America* after 2019 season with Fort Myers...named 2019 Florida State League Most Valuable Player, the first Twins minor leaguer ever to win the award...named 2019 Sherry Robertson Award winner as Twins minor league Player of the Year...named third-best prospect in Twins minor league system by *Baseball America* following 2019 season...debuted wearing uniform number 24 in 2021 but switched to 13 prior to 2022 when the Twins acquired Gary Sánchez...switched to number 9 during 2022-23 offseason.

POSTSEASON CAREER: Has never appeared at major league level...left off rosters during Twins' 2023 Postseason run.

2024:

- Was in Twins spring training for fifth time in career but optioned to Triple-A St. Paul on March 18.
- Began season officially with Low-A Fort Myers on rehab assignment after being placed on the 7-day Injured List on March 29 with turf toe...played in three games for the Mighty Mussels; was reinstated on April 16 and recalled directly to Minnesota (Matt Walner optioned).
- Was in lineup mostly as designated hitter for first couple months of season while battling turf toe.
- Recorded two hits in career-long four-straight games from April 23-30.
- Hit .350 (21-for-60) with 12 RBI and a .927 OPS in first 18 games with Twins from April 16-May 11.
- Hit first career leadoff home run on June 2 at Houston, off Hunter Brown.
- Hit go-ahead two-run homer on June 30 at Seattle in the top of the eighth inning, breaking a 3-3 tie, leading Twins to series win in finale.
- Hit ninth home run of season with Minnesota on July 8 at Chicago-AL, setting new single-season career high.
- Set career high with four hits on August 21 at San Diego, hitting two singles and two doubles with one RBI.
- Recorded first career multi-homer game on August 24 vs. St. Louis.
- Hit .304 (28-for-92) with 15 RBI and an .858 OPS in his final 29 games from August 21-end of season.
- Played 52 games (47 starts) in leftfield and 10 games (5 starts) in rightfield.
- Hit .261 (87-for-333) with a .784 OPS against right-handed pitching and .227 (5-for-22) with a .579 OPS against left-handed pitching.
- Hit .309 (56-for-181) against fastballs.
- Ranked in 90th percentile in baseball in average exit velocity (92.0 mph).
- Set career highs in games (112), runs (59), hits (92), doubles (17), home runs (15), RBI (52) and walks (40)...he also set a career-best in strikeout rate, posting a 22.3 K%.

2023: Made Twins Opening Day roster for first time in career and was in Opening Day lineup on March 30 at Kansas City, batting fourth and playing leftfield...went 2-for-4 with one RBI and one run scored...split season between Minnesota and Triple-A St. Paul, spending five different stints with the Twins...reached base safely for Twins in first 11 games from March 30-April 11, hitting .310 (13-for-42) with eight RBI, eight walks, a .420

CAREER HIGHS

Hits: 4, 8/21/24 at SD

RBI: 4, 3x, last 8/24/24 vs. STL

HR: 2, 8/24/24 vs. STL

GS: 9/30/23 at COL

SB: 1, 6x, last 8/5/24 at CHC

Hit-Streak: 5, 4x, last 6/13-19/24

WALK-OFF HITS/PA

None

MULTI-HR GAMES

8/24/24 vs. STL



AL BATTING LEADERS

AVG EXIT VELO IN 2024
(MINIMUM 1,500 PITCHES SEEN)

1. Aaron Judge, NYY.....	96.2 mph
2. Giancarlo Stanton, NYY.....	94.6 mph
3. Juan Soto, NYY.....	94.2 mph
4. Vladimir Guerrero Jr., TOR.....	93.8 mph
5. Rafael Devers, BOS.....	93.2 mph
6. Yordan Alvarez, HOU.....	93.1 mph
7. Gunnar Henderson, BAL.....	92.8 mph
8. Bobby Witt Jr., KC.....	92.7 mph
9. Yandy Diaz, TB.....	92.2 mph
10. Corey Seager, TEX.....	92.1 mph
11. Trevor Larnach, MIN.....	92.0 mph

on-base percentage and an .849 OPS in that span...hit .161 (10-for-62) with 27 strikeouts and a .577 OPS in 20 games from April 12-May 4 and was optioned to St. Paul on May 5...homered in back-to-back games for second time in career May 14 vs. Chicago-NL and May 15 at Los Angeles-AL (7 total RBI)...placed on 10-day Injured List with Twins on May 22 with pneumonia; played in three games on rehab assignment with St. Paul and reinstated on June 6...reached in season-long 14-straight games for Saints from June 16-July 4, posting a .972 OPS in that span...recorded a season-high four hits with Saints on August 5 at Columbus...recorded second multi-homer game of season on September 6 at Louisville...hit .403 (25-for-62) with seven doubles, four home runs, 17 RBI and a 1.183 OPS in 16 games from August 29-September 19 and was recalled by Minnesota on September 20 (Carlos Correa - IL)...hit first career pinch-hit homer on September 29 at Colorado, a solo shot off Gavin Hollowell...hit first career grand slam on September 30 at Colorado, off Karl Kauffman...marked the eighth grand slam for a Twin on season, tying a club record, previously done in 1961...hit .261 (24-for-92) off fastballs, compared to .165 (15-for-91) off breaking pitches and offspeed pitches...however, had an xBA of .285 against offspeed pitches...played 44 games (34 starts) in leftfield and 20 games (11 starts) in rightfield; did not commit an error in 91 total chances in the outfield.

2022: Was in Twins spring training, the third of career and optioned to Triple-A St. Paul March 30...played in five games for the Saints before being recalled by Minnesota April 13...tied career-high with three hits April 16 at Boston...recorded three hits again May 29 vs. Kansas City...placed on 10-day Injured List May 8 with a right groin strain...played in two games with St. Paul on rehab assignment and was reinstated May 22...homered in back-to-back games for first time in career May 28-29 vs. Kansas City...hit .333 (16-for-48) with six doubles, three home runs, nine RBI, nine walks, a .431 on-base percentage, a .646 slugging percentage and a 1.077 OPS in 16 May games...placed on 10-day Injured List June 25 with a core muscle strain...was close to returning but suffered a setback and did not return...ranked third on team in defensive runs saved with six, trailing Max Kepler (9) and Byron Buxton (8).

2021: Was an invite to Twins spring training and reassigned to minor league camp March 23...began season with Triple-A St. Paul and played in just three games for the Saints before having contract selected May 7...made major league debut May 8 at Detroit, batting fifth and starting in rightfield...went 0-for-4 with a hit-by-pitch...recorded first career hit May 12 at Chicago-AL, a pinch-hit double off Liam Hendriks...recorded first career three-hit game May 16 vs. Oakland—all singles...tied season high with three hits one 20 at Texas...recorded first career home run and RBI on May 20 (Game 2) at Los Angeles-AL, a solo shot off José Suarez...hit a 461-foot solo homer that went into the Delta SKY360 Suite in centerfield May 24 vs. Baltimore...became the seventh batter to homer into the suite, joining ByungHo Park (April 16, 2016, 462 ft.), Miguel Sanó (May 2, 2017, 466 ft.), Jake Cave (August 19, 2018, 457 ft.), Tyler Austin (August 26, 2018, 451 ft.), Nelson Cruz (September 12, 2019, 454 ft.) and Josh Donaldson (September 4, 2020, 441 ft.)...his 461-foot homer marked the fourth longest by a Twins hitter on the season...two of his batted balls (double May 17 vs. CWS and homer July 3 at KC) had an exit velocity of 116.0 mph, per Statcast...the exit velocities were tied for eighth highest by a Twins hitter on the season...hit .292 (33-for-113) with six doubles, five home runs, 15 RBI, 11 walks and a .377 on-base percentage in a 33-game stretch from June 4-July 4...optioned to Triple-A St. Paul August 16 and spent remainder of season in minors...played in 10 games for the Saints and was placed on the 7-day Injured List September 4 with a left hand contusion; missed rest of season...hit .242 (43-for-178) with a .737 OPS against right-handed pitching with Twins and .183 (15-for-82) with a .525 OPS against lefties...his eight hit-by-pitches ranked sixth among major league rookies and are tied for the third most in a single season by a Twins rookie.

2020: Was an invite to Twins spring training...added to 60-man Player Pool and spent season at alternate training site in St. Paul, MN...ranked third-best prospect in Twins system by *Baseball America* (40th overall prospect in baseball)...ranked Twins third-best prospect by MLB.com (77th in baseball).

2019: Entered season ranked fifth-best prospect in the Twins system by *Baseball America*...split season between High-A Fort Myers and Double-A Pensacola...named Twins minor league Player of the Week three times on season: May 12 with Double-A Pensacola (.440, 11-for-25, 2 doubles, 2 home runs, 5 RBI, 7 runs scored, 3 walks and a 1.260 OPS); June 2 with High-A Fort Myers (.524, 11-for-21, 2 doubles, 2 home runs, 7 RBI, and 1.427 OPS); and August 11 with Pensacola (.412, 7-for-17, 2 home runs, 5 RBI, 4 walks and a 1.289 OPS)...named MiLB.com Florida State League Player of the Month for May, hitting .371 (36-for-97) with 10 doubles, one triple, four home runs, 17 RBI, 16 walks, 15 runs scored and a 1.075 OPS in 26 games with Fort Myers...named to both Florida State League Mid- and Postseason All-Star teams...promoted to Double-A Pensacola July 16...named outfielder on MiLB.com's Twins organization All-Star team...named High Class-A All-Star by *Baseball America* after season with Fort Myers...combined to hit .309 (147-for-476) with 30 doubles, one triple, 13 home runs, 66 RBI and an .842 OPS in 127 games between Fort Myers and Pensacola...among all Twins system, ranked first in hits, second in doubles, fourth in RBI, fifth in walks and third in batting average (min. 200 AB's)...among all minor league baseball full season leaders, ranked tied for fourth in average, fifth in OBP (.384), and eighth in OPS...named Florida State League Most Valuable Player, the first Twins minor leaguer ever to win the award...named Sherry Robertson Award winner as Twins minor league Player of the Year...named third-best prospect in Twins minor league system by *Baseball America* following season.

MINOR MEMORIES

Favorite memory from minor league days: "One of them that pops up is meeting some of my minor league friends. The first year after being drafted I met my buddy, Michael Helman. He was one of the first guys I met on the bus, and we became super close. That's one of my favorites, the other is 2019 I had such a wonderful experience in the Florida State League and the Southern League. Spent parts of the season in High-A and Double-A. I truly enjoyed that kind of grind and that venture of its own."

LARNACH FACTS

Favorite thing you did this offseason: "November 15, I got married to my wife. It was truly the most special day, the most beautiful day. I'll never forget it, for sure."

Favorite baseball memory growing up: "Quite a few - My dad would take me to San Francisco Giants games, and everyone in the stands would go and watch Barry Bonds do his thing. I pretty much fell in love with the game seeing him play, and just watching them play, and getting balls and bats from different players and everything, and it pretty much inspired me to be where I'm at."

Most influential person in baseball life: "It's gotta be my favorite player. I grew up watching Barry Bonds and that's pretty much who I wanted to be when I grew up, and just watching him play was memorizing, he made the game look so easy. And being a professional now you realize how truly goated he is."

Significance of your uniform number: "At the moment, I'm wearing number 9. For whatever reason that was my number when I was very little. I grew up wanting that and wearing that and now here I am twenty-something years later and this is the number I have."

First memory that comes to mind when thinking about first place you rented or owned?

"The first place I truly rented and owned was in Corvallis, Oregon where I went to college at Oregon State. I owned, I think, a five-bedroom house. We had Steven Kwan, myself, a handful of baseball players all living there and training post-college career. It was truly a beautiful time; we had a lot of fun."

If you retired from baseball tomorrow, what would your job/hobby be: "I've thought about this. In a perfect world if I played for a long time I would still try and reach different goals. I've always been interested in how people can defend themselves, so self-defense of some sort, and probably some home-protection-type defense of some sort, so some training with a firearm or something like that. Most importantly I think I'd wanna be a firefighter. I have buddies that are in that in Denver and it's a very close community and they save lives, and they help the community out and I think I'd truly be interested in that."

2018: Began first professional season with Rookie-Elizabethton...hit safely in each of his first five games, hitting .450 (9-for-20) with a double, four runs scored and nine RBI...promoted to Low-A Cedar Rapids August 7 and went 3-for-4 with a double and a walk in his first game with theernels...named Twins minor league Player of the Week August 25, hitting .391 (9-for-23) with two doubles, one home run, three RBI, three walks and six runs scored in six games.

COLLEGIATE CAREER: Member of 2018 College World Series Champion team at Oregon State University; hit game-tying two-run home run in Game 2 of the CWS to send the game to extra

innings...named to 2018 CWS All-Tournament team...hit .348 (89-for-256) with 19 home runs and 77 RBI in his junior year at Oregon State, all career-highs...named to Pac-12 All-Conference team in 2018...named All-Pac-12 Honorable Mention in 2017 as well as Pac-12 All-Academic Honorable Mention...named to the Corvallis Regional All-Tournament team.

PROFESSIONAL: Selected by Minnesota in first round (20th overall) in 2018 First-Year Player Draft out of Oregon State University; signed by scout Kyle Blackwell...marked the seventh time in Twins history to select 20th overall (Chris Parmelee - 2006, Trevor Plouffe - 2004, Denard Span - 2002, Torii Hunter - 1993, Johnny Ard - 1988 & Bob Jones - 1966)...originally selected by San Diego in 40th round of 2015 First-Year Player Draft.

LARNACH'S PLAYING RECORD																			
YEAR	CLUB	AVG	G	AB	R	H	2B	3B	HR	RBI	SH	SF	HB	BB	SO	SB	CS	OBP	OPS
2018	Elizabethton	.311	18	61	10	19	5	0	2	16	0	2	2	10	11	2	0	.413	.905
	Cedar Rapids	.297	24	91	17	27	8	1	3	10	0	0	0	11	17	1	0	.373	.878
2019	Fort Myers	.316	84	320	33	101	26	1	6	44	0	4	2	35	74	4	1	.382	.841
	Pensacola	.295	43	156	26	46	4	0	7	22	0	1	2	22	50	0	0	.387	.842
2020	SPENT SEASON AT ALTERNATE TRAINING SITE IN ST. PAUL, MN																		
2021	St. Paul	.176	14	51	13	9	1	0	3	7	0	0	5	6	21	0	0	.323	.696
	MINNESOTA	.223	79	260	29	58	12	0	7	28	0	2	8	31	104	1	0	.322	.672
2022	Wichita	.125	2	8	1	1	0	0	1	3	0	0	0	1	3	0	0	.222	.722
	St. Paul	.222	10	36	1	8	0	0	0	2	0	1	0	4	11	0	0	.293	.515
2023	St. Paul	.271	72	262	56	71	14	1	15	47	0	8	3	50	90	2	2	.384	.888
	MINNESOTA	.213	58	183	26	39	7	3	8	40	0	2	0	27	72	1	1	.311	.727
2024	Fort Myers	.182	3	11	2	2	1	0	0	3	0	1	0	2	2	0	0	.286	.558
	MINNESOTA	.259	112	355	59	92	17	0	15	52	0	2	3	40	89	4	1	.338	.771
Minor League Totals		.285	270	996	159	284	59	3	37	154	0	17	14	141	279	9	3	.376	.838
Major League Totals		.236	300	958	136	226	49	3	35	138	0	8	11	116	332	6	2	.323	.726

LARNACH'S CAREER FIELDING RECORD							
POSITION	PCT	G	PO	A	E	TC	PB
Outfield	.993	233	399	8	3	410	1

LARNACH'S PROFESSIONAL INJURED LIST HISTORY		
DATES	INJURY	LEVEL
March 29-April 16, 2024	Right Turf Toe	Triple-A St. Paul
May 22-June 6, 2023	Pneumonia	Minnesota
June 25-end of 2022 season	Core Muscle Strain	Minnesota
May 8-22, 2022	Right Groin Strain	Minnesota
September 3-end of 2021 season	Left Hand Contusion	Triple-A St. Paul



»» Trevor joined teammates at the “Grand Slam Dinner” in August of 2024 hosted by Royce Lewis and his wife, Samantha. Trevor and his teammates waited and served tables at the Capital Grille in Minneapolis with all money supporting the Boys & Girls Club of the Twin Cities and the Twins Community Fund.



2

BROOKS LEE

IF

H/W: 6-1/218

B/T: S/R

OPENING DAY AGE: 24

BORN: 2/14/2001 in San Luis Obispo, CA

RESIDES: San Luis Obispo, CA

ACQUIRED: 1st RD (8th overall), 2022 MLB Draft

M.L. SERVICE: 89 days

OPTIONS USED: 0 of 3

CONTRACT STATUS: Signed thru 2025

PERSONAL: Brooks Thomas Lee...X: @brooksslee22...Instagram: @brooksslee22...graduated from San Luis Obispo (CA) High School...named after Hall of Famer Brooks Robinson; almost named after Lou Brock, but his parents didn't want to name him "Brock Lee"...father, Larry Lee, is the head baseball coach at Cal Poly and played one season of professional baseball in 1983 with the Utica Blue Sox of the New York-Penn League; also named manager of the 2023 USA Baseball Collegiate National Team...two of Brooks' uncles, Terry Lee and Mike Lee, also played in the minors; Terry was a first-round selection (19th overall) by the San Francisco Giants in 1974 out of San Luis Obispo High School, while Mike spent 1974-75 in the Giants' system...played summer ball in 2020 for the Northwoods League's Willmar Stingers, approximately 100 miles west of Target Field, hitting .345 with 35 RBI in 36 games after opening the season with a 19-game hitting streak...when the Twins re-signed Carlos Correa prior to the 2023 season, Lee told beat writers, "I'm as lucky as anybody in professional baseball. When he re-signed I thought that this was the best thing that could have ever happened to me..."...favorite thing to do in offseason is surf...favorite sport other than baseball is surfing...favorite TV Show is The Boys...participated in 2023, '24 and '25 TwinsFest at Target Field...went on 2025 Twins Winter Caravan in January along with Louis Varland, Glen Perkins and Kris Atteberry; the group traveled to Willmar (MN), Sioux Falls (SD), Owatonna (MN) and Mankato (MN).

CAREER HIGHLIGHTS: Made major league debut on July 3, 2024 vs. Detroit, batting eighth and starting at third base...recorded first career hit, a single off Keider Montero...drove in first career run with a seventh-inning single...hit first career home run on July 6, 2024 vs. Houston, a two-run shot off Hunter Brown...ranked number two prospect in Twins organization entering 2024 by *Baseball America*; named 35th best in baseball by same publication...named 2023 Sherry Robertson Award winner as Twins minor league Player of the Year...finished 2023 ranking first among all Twins minor leaguers in doubles (39), tied for second in RBI (81) and second in total bases (231), third in hits (138) and games played (125), and fourth in runs scored (83)...entered 2023 ranked as Twins top prospect by MLB.com and *Baseball America*; 31st best prospect in baseball by MLB.com, 45th overall by *Baseball America* and 37th overall by Baseball Prospectus...named second-best prospect in Twins system by MLB.com and *Baseball America* following the 2023 season...named second-best prospect and best hitter for average in 2023 by *Baseball America*.

POSTSEASON CAREER: Has never appeared at major league level.

2024:

- Was in Twins spring training for second time in career and began season on Triple-A St. Paul's 7-day Injured List with a herniated disc in his back.
- Played in 10 games on rehab assignment with FCL Twins and Low-A Fort Myers from May 20-June 2; reinstated on June 4.
- Hit second professional grand slam for Saints on June 18 vs. Toledo.
- Recorded first professional two-homer game, hitting one from both sides of the plate on June 20 vs. Toledo...set professional career high with five RBI.
- Named Twins minor league Player of the Week on June 23, hitting .357 (10-for-28) with three doubles, three home runs and 11 RBI.
- Hit .352 (25-for-71) with seven home runs, 20 RBI and a 1.129 OPS over a 16-game stretch for the Saints from June 11-July 2 and had contract selected by Minnesota on July 3 (Royce Lewis - IL).
- Made major league debut on July 3 vs. Detroit, batting eighth and starting at third base...went 2-for-4 with one RBI in the game, recording his first career hit, a single off Keider Montero...drove in first career run with a seventh-inning single.
- Recorded first career three-hit game and first career extra-base hit (double) in third career game on July 5 vs. Houston.
- Hit first career home run on July 6 vs. Houston, a two-run shot off Hunter Brown.
- Hit safely in each of first six games from July 3-8, totaling 11 hits in that span...11 hits in first six career games marked second most in club history for a player to start their career, trailing only Kirby Puckett's 14 in 1984.
- Recorded eight RBI in first six games from July 3-8, most for a player in Twins history.
- Placed on 10-day Injured List with right biceps tendinitis on August 9...played in five games on rehab assignment for Triple-A St. Paul and was reinstated on September 1.
- Hit first career home run from right side on September 2 at Tampa Bay, off Garrett Cleavinger, the solo home run being a much-needed insurance run in a Twins 5-4 victory.
- Drove in career-high five runs on September 15 vs. Cincinnati.

CAREER HIGHS

Hits: 3, 2x, last 7/26/24 at DET

RBI: 5, 9/15/24 vs. CIN

HR: 1, 3x, last 9/22/24 at TB

GS: -

SB: 1, 3x, last 8/3/24 vs. CWS

Hit-Streak: 6, 7/3-8/24

WALK-OFF HITS/PA

None

MULTI-HR GAMES

None



- * Played 27 games (23 starts) at shortstop for Minnesota, 13 games (10 starts) at third base and 11 games (7 starts) at second base.
- * Combined to hit .254 (70-for-276) with 13 doubles, one triple, 11 home runs, 52 RBI, 31 runs scored, 21 walks, a .304 on-base percentage and a .732 OPS in 75 games between St. Paul and Minnesota.

2023: Entered season as Twins top prospect by MLB.com and *Baseball America*...ranked 31st-best prospect in baseball by MLB.com, 45th overall by *Baseball America* and 37th overall by Baseball Prospectus...was an invite to Twins spring training for first time in career...reassigned to minor league camp on March 18 and began season at Double-A Wichita...began season with 10-game hitting streak from April 6-19 and hit safely in 16 of 19 April games...named Twins minor league Player of the Week on May 7 with Wichita, hitting .571 (8-for-14) with four doubles, three walks and a 1.504 OPS...named Twins minor league Player of the Week for second time with Wind Surge on July 16, hitting .429 (6-for-14) with one double, two home runs, five RBI, three runs scored and a 1.357 OPS...tied professional/minor league career-high with four hits, three times on season: July 17 vs. Springfield (with Wichita), July 26 vs. Frisco (with Wichita) and September 3 vs. Columbus (with St. Paul)...homered four times in a six-game span for the Wind Surge from July 9-19 and five times in an 11-game span from July 9-26...named Twins minor league Player of the Month for July, hitting .365 (31-for-85) with five doubles, five home runs, 20 RBI, 15 runs scored, 10 walks and just 10 strikeouts in 20 July games...posted a .433 on-base percentage, a .600 slugging percentage and a 1.033 OPS during the month...promoted to Triple-A St. Paul on August 3 where he finished the season...at time of promotion, led all Double-A hitters with 31 doubles and led Texas League with 42 extra-base hits...also tied for fifth with 102 hits, tied for sixth with 61 RBI and 10th with a .292 batting average...hit first professional grand slam with Saints on September 5 at Louisville...played 111 games (109 starts) at shortstop at both levels combined and seven games (all starts) at third base...committed 19 errors at shortstop (448 total chances) and one at third base (19 chances)...finished first among all Twins minor leaguers in doubles (339), tied for second in RBI (81) and second in total bases (231), third in hits (138) and games played (125), and fourth in runs scored (83)...was one of 10 players in all minor league baseball with 80-plus runs scored, 35-plus doubles, 15-plus home runs, 80-plus RBI and 50-plus walks...named recipient of Sherry Robertson Award as Twins minor league Player of the Year...combined to hit .275 (138-for-501) with 39 doubles, three triples, 16 home runs, 84 RBI, 83 runs scored, 56 walks, a .347 on-base percentage and an .808 OPS in 125 games at both levels...finished season as Twins second-best prospect in organization by MLB.com and *Baseball America*, behind Walker Jenkins...Named shortstop on Twins MLB.com organizational All-Star team...named by *Baseball America* as being the best hitter for average in the Twins system...also ranked number two prospect in Twins organization entering 2024 by *Baseball America* (Walker Jenkins No. 1)...also named 35th best prospect in baseball by same publication.

WE'RE TALKIN' LEE

Favorite thing you did this offseason: "I bought myself a fishing kayak and took that out on some of the ponds and lakes by my house."

What is your favorite baseball memory growing up: "Hitting my first home run. I hit it right-handed off a kid named Ollie Hicks when I was eight years old to left field."

Significance behind your uniform number: "Originally, I wanted to be number 22, but I wore 2 throughout high school, and Derek Jeter's my favorite player, who also wore 2."

Most influential person in your life pertaining to baseball: "Easily my dad. Was my college baseball coach. Been my lifetime coach for hitting, defense, you name it. He's definitely the biggest impact in baseball to me."

What would be your go-to meal if you were trying to impress someone?: "I try and impress my girlfriend every single day, and I don't do a good job, but I would say steak, some sort of filet mignon. Maybe bacon-wrap it. Some good potatoes, and my I know my girlfriend loves broccoli, so do some broccoli."

Any favorite Twins players growing up: "I liked watching Andreton Simmons on defense with that arm, and he was just a great playmaker, so he was pretty cool to watch."

Favorite memory from minor league days: "Getting called up from Triple-A to the big leagues. I got called up at 2 o'clock, and I ended up playing third base at 6:05 across the river." **If you retired from baseball tomorrow, what would you do as a job or hobby?:** "I would probably surf all day, and maybe talk baseball."

2022: Began professional career with the FCL Twins and played in four games, going 6-for-17 (.353) with two doubles prior to being promoted to High-A Cedar Rapids August 10...hit first professional home run while at Cedar Rapids August 16, a two-run shot from the left side of the plate...recorded first career four-hit game (5 at-bats) August 14 at Quad Cities - all singles...hit .314 (11-for-35) with a .972 OPS in final 10 games at CR from September 4-16...promoted to Double-A Wichita September 17 to finish the season...named Twins minor league Player of the Week September 18, spanning a week in which he helped Cedar Rapids advance to the Postseason; started all three games of the Kernels' Midwest League Division Series, and then was promoted to Wichita...played in all four Postseason games for the Wind Surge, hitting .444 (8-for-18) with one double, two RBI, one walk and a .974 OPS...played 25 games (all starts) at shortstop and six games (all starts) at designated hitter at all levels combined...made five errors in 77 total chances...combined to hit .303 (37-for-122) with six doubles, four home runs, 15 RBI, 17 runs scored, a .389 on-base percentage and an .839 OPS in 31 games between FCL Twins, Cedar Rapids and Wichita...hit .381 (8-for-21) with a .935 OPS as right-handed batter and .287 (29-for-101) with an .819 OPS as left-handed batter...all four homers on season came hitting left-handed...named top prospect in Twins organization by MLB.com after season and entering 2023...named second-best prospect and best hitter for average by *Baseball America*.

COLLEGIATE CAREER: Played three seasons at Cal Poly from 2020-22...hit .357/.462/.664 (84-for-235) with 25 doubles, one triple, 15 home runs, 55 RBI, 46 walks and 56 runs scored in 58 games as a sophomore for the Mustangs in 2022...that season, he was named a D1Baseball.com Preseason and Midseason First-Team All-American, and a First-Team Preseason All-American by *Baseball America*, Collegiate Baseball Newspaper and Perfect Game...also won the Brooks Wallace Award, given to the nation's top college shortstop...at Cal Poly, hit .351/.426/.647 (161-for-459) with 104 runs scored, 53 doubles, four triples, 25 home runs, 114 RBI and 64 walks in 115 games...in 2021, hit .342/.384/.626 (76-for-222) with 27 doubles, three triples, 10 home runs, 57 RBI and 18 walks in 55 games and named Big West Co-Field Player of the Year, Co-Freshman Field Player of the Year and Co-National Freshman of the Year by Collegiate Baseball Newspaper; also named First-Team All-American by both Collegiate Baseball Newspaper and D1Baseball.com, and Second-Team All-American by *Baseball America* and the American Baseball Coaches Association.

PROFESSIONAL: Selected by Twins in first round (8th overall) in 2022 First-Year Player Draft; signed by scout Brian Tripp...second-best overall prospect entering the 2022 draft by *Baseball America* and the fifth best by MLB.com...originally drafted by San Francisco in 35th round of 2019 First-Year Player Draft out of San Luis Obispo High School but elected to play collegiately at Cal Poly...became ninth collegiate infielder to be selected with Twins first draft pick...was fourth time in Twins history they had the eighth overall selection in the MLB June Amateur Draft, also doing so in 1972 (RHP Dick Ruthven), 1984 (SS Jay Bell) and 1994 (2B Todd Walker)...was the highest overall pick out of Cal Poly and fourth player from the school taken in the first round (including supplemental picks).

LEE'S CAREER FIELDING RECORD

POSITION	PCT	G	PO	A	E	TC	DP	PB
Shortstop	.974	27	34	42	2	78	8	—
Third Base	1.000	13	7	20	0	27	0	—
Second Base	.920	11	7	16	2	25	1	—
Totals	.969	51	48	78	4	130	9	—

LEE'S PLAYING RECORD																			
YEAR	CLUB	AVG	G	AB	R	H	2B	3B	HR	RBI	SH	SF	HB	BB	SO	SB	CS	OBP	OPS
2022	FCL Twins	.353	4	17	2	6	2	0	0	3	0	0	0	0	0	0	0	.353	.824
	Cedar Rapids	.289	25	97	14	28	4	0	4	12	0	0	1	16	18	0	2	.395	.849
	Wichita	.375	2	8	1	3	0	0	0	0	0	0	0	0	0	2	0	.375	.750
2023	Wichita	.292	87	349	63	102	31	0	11	61	0	6	2	41	63	6	4	.365	.841
	St. Paul	.237	38	152	20	36	8	3	5	23	0	1	0	15	28	1	0	.304	.731
2024	FCL Twins	.450	5	20	5	9	2	0	0	2	0	0	0	1	2	0	0	.476	1.026
	Fort Myers	.333	5	18	2	6	1	0	0	3	0	0	0	3	3	1	0	.429	.818
	St. Paul	.308	25	104	22	32	7	0	8	25	0	0	0	10	16	1	0	.368	.974
	MINNESOTA	.221	50	172	9	38	6	1	3	27	0	2	0	11	27	3	0	.265	.585
Minor League Totals		.290	191	765	129	222	55	3	28	129	0	6	3	86	132	9	6	.362	.841
Major League Totals		.221	50	172	9	38	6	1	3	27	0	2	0	11	27	3	0	.265	.585

LEE'S PROFESSIONAL INJURED LIST HISTORY		
DATES	INJURY	LEVEL
August 9-September 1, 2024	Right Biceps Tendinitis	Minnesota
March 29-June 4, 2024	Herniated Disc in Back	Triple-A St. Paul



» Brooks was heavily involved in the Twins community over the 2024-25 offseason. In December, he, Bailey Ober, Joe Mauer and Justin Morneau participated in the club's Holiday Week of Giving, visiting Gillette Children's Hospital. He also participated in the Twins Winter Caravan and Twinsfest.

TWINS - 20 HR/20 SB IN THE SAME SEASON				
YEAR	PLAYER	POS	HR	SB
1977	Larry Hise	OF	28	21
1986	Kirby Puckett	OF	31	20
1995	Marty Cordova	OF	24	20
2001	Corey Koskie	3B	26	27
2002	Torii Hunter	OF	29	23
2004	Torii Hunter	OF	23	21
2014	Brian Dozier	2B	23	21



81

CORY LEWIS

NON-ROSTER INVITE

RHP

H/W: 6-4/253
B/T: R/R
OPENING DAY AGE: 24
BORN: 10/9/2000 in Fountain Valley, CA
RESIDES: Huntington Beach, CA

ACQUIRED: 9th RD, 2022 MLB Draft
M.L. SERVICE: None
OPTIONS USED: 0 of 3
CONTRACT STATUS: Signed thru 2025

PERSONAL: Cory Andrew Lewis...grew up in Huntington Beach, CA with two older brothers...attended Marina High, winning Rookie of the League in his freshman year...won Pitcher of the League in his sophomore year, with a 1.33 ERA and 35 strikeouts...made Second Team All-League in his Junior year for first base...won MVP of the Wave Conference of Sunset League in his senior year...had 39.2 innings pitched with a 3-0 record, 26 strikeouts and a 0.88 ERA...led his team to league titles in '16 and '19...enshrined in his school's Hall of Fame...made All-Academic teams in each of his last three years...pitched collegiately at UC Santa Barbara...fan of the Tampa Bay Rays and New Orleans Saints...loves watching Stranger Things, Narcos, Money Heist, the Benchwarmers and Sandlot...listens to Flatbush Zombies and Rebelution...loves playing spikeball and going to the beach...favorite athletes are Mike Trout, Alex Bregman, Drew Brees and Kawhi Leonard.

CAREER HIGHLIGHTS: Ranked by MLB.com as Twins 14th-best prospect entering 2025...named 2023 recipient of Jim Rantz Award as Twins minor league Pitcher of the Year...became first pitcher in club history to win award in first full minor league season.

POSTSEASON CAREER: Has not appeared at major league level.

2024:

- Began season on Double-A Wichita 7-day Injured List with right shoulder impingement.
- Pitched in two games on rehab assignment with FCL Twins from May 24-31 and one game at Low-A Fort Myers on June 6; reinstated by Wind Surge on June 11.
- Made two starts for Wind Surge from June 12-18 before being placed on Developmental List on June 19; reinstated on June 26.
- Upon return to Wichita, went 2-5, 2.44 ERA (59.0 IP, 16 ER) with 30 walks and 71 strikeouts, including a .215 opponent batting average.
- Earned first professional save on August 2 vs. Northwest Arkansas, pitching 4.0 shutout innings.
- Struck out season-high nine batters on August 8 at Corpus Christi (6.0 IP).
- Went 1-2, 1.20 ERA (30.0 IP, 4 ER) with 15 walks and 40 strikeouts in six August games (5 starts) for Wind Surge.
- Named Twins minor league Pitcher of the Week on September 14 after making a start on September 12 vs. Tulsa, allowing one run on two hits in 6.0 innings pitched, with two walks and six strikeouts for Wind Surge.
- Promoted to Triple-A St. Paul on September 16, where he finished season.
- Made one start for the Saints on September 19 vs. Indianapolis, allowing one run on seven hits in 5.0 innings pitched, with three walks and two strikeouts, earning the win.
- Ranked by MLB.com as Twins 14th-best prospect entering 2025.

2023: Began professional career at Low-A Fort Myers, making debut on April 6 vs. Dunedin, allowing four runs on six hits in 4.1 innings pitched with two walks and four strikeouts...earned first professional win in second start on April 14 at Clearwater, allowing one run on two hits in 5.0 innings pitched, with one walk and eight strikeouts...set season-high with nine strikeouts twice on season: with Fort Myers on April 26 at Daytona (4.2 IP) and with Cedar Rapids on June 14 vs. South Bend (5.0 IP)...named Florida State League Pitcher of the Week on May 14...promoted to High-A Cedar Rapids on June 5, where he finished season...named Twins minor league Pitcher of the Week on June 11, striking out eight batters in 5.0 innings in a start at Dayton on June 8...went 3-1, 0.57 ERA (15.2 IP, 1 ER) with seven walks and 21 strikeouts in four June starts...posted a stretch of 13-straight starts of allowing two runs-or-fewer from April 14-July 8, a streak that spanned both Fort Myers and Cedar Rapids...posted monthly strikeout totals of 27 in April (19.0 IP), 27 in May (19.2 IP), 21 in June (15.2 IP), 11 in July (18.2 IP), and 29 in August (23.1 IP)...allowed just three home runs in 13 starts for the Kernels (249 batters faced)...combined to go 9-4, 2.49 ERA (101.1 IP, 28 ER) with 33 walks, 118 strikeouts and a 1.06 WHIP in 22 starts between Fort Myers and Cedar Rapids...held left-handed batters to a .190 average, compared to .210 vs. right-handed batters...named recipient of Jim Rantz Award as Twins minor league Pitcher of the Year...became first pitcher in club history to win award in first full minor league season.

AMATEUR CAREER: Pitched two seasons collegiately at UC Santa Barbara from 2021-22, going 16-5, 3.48 ERA (168.1 IP, 65 ER) with 73 walks and 193 strikeouts in 31 games (26 starts)...named 2022 Collegiate Baseball Pre-Season All-American Third Team, 2022 Big West Pitcher of the Week, 2022 All-Big West First Team and 2022 Big West Academic All-Conference Team...in 2022, started 16 games, ending with a record of 9-1 and was conference leader in games started in the Big West, third in wins and strikeouts, and fourth in innings pitched.

PROFESSIONAL: Selected by Minnesota in ninth round of 2022 First-Year Player Draft; signed by scout Brian Tripp.

JIM RANTZ AWARD

TWINS MINOR LEAGUE PITCHER OF THE YEAR - LAST 10 SEASONS -

2014José Berrios
2015José Berrios
2016Stephen Gonsalves
2017Aaron Slegers
2018Lewis Thorpe
2019Randy Dobnak
2020none awarded
2021Louis Varland
2022Louis Varland
2023 Cory Lewis
2024Zebby Matthews

LEWIS' PLAYING RECORD

YEAR	CLUB	W-L	ERA	G	GS	CG	SHO	SV	IP	H	R	ER	HR	HB	BB	SO	WP	K/9	BAA
2023	Fort Myers	4-3	2.75	9	9	0	0	0	39.1	26	17	12	3	1	15	55	8	12.6	.179
	Cedar Rapids	5-1	2.32	13	13	0	0	0	62.0	48	20	16	3	0	18	63	6	9.2	.211
2024	FCL Twins	0-0	1.80	2	2	0	0	0	5.0	2	1	1	0	0	2	7	0	12.6	.125
	Fort Myers	0-0	0.00	1	1	0	0	0	3.0	1	0	0	0	0	1	3	0	9.0	.100
	Wichita	2-6	2.59	15	13	0	0	1	66.0	54	21	19	7	1	34	80	1	10.9	.227
	St. Paul	1-0	3.60	1	1	0	0	0	5.0	7	2	2	0	0	3	2	0	3.6	.368
Minor League Totals		12-10	2.50	41	39	0	0	1	180.1	138	61	50	13	2	73	210	15	10.5	.210

LEWIS' PROFESSIONAL INJURED LIST HISTORY

DATES	INJURY	LEVEL
April 5-June 11, 2024	Right Shoulder Impingement	Double-A Wichita



»» Cory at the 2024 Diamond Awards with other winners (L to R - Brooks Lee, Pablo López, Ryan Jeffers, Cory Lewis and Royce Lewis).

TWINS STRAIGHT STEAL OF HOME

DATE	PLAYER	INNING	PITCHER	OPPONENT	MADE SCORE	FINAL
7/19/62	Vic Power	5th	Dailey	Cleveland	6-0	8-0
8/3/66	Ted Uhlaender	8th	Stigman	Boston	7-2	7-2
5/10/68	John Roseboro	4th	Clark	at California	4-0	6-5
4/9/69	Rod Carew	5th	Nelson	at Kansas City	3-2	3-4
4/19/69	Rod Carew	7th	Wilhelm	California	5-5	6-5
4/30/69	Rod Carew	5th	Brandon	Seattle	5-0	6-4
5/18/69	Cesar Tovar *	3rd	Lolich	Detroit	2-1	2-8
5/18/69	Rod Carew *	3rd	Lolich	Detroit	1-2	2-8
6/4/69	Rod Carew	8th	McDaniel	New York-AL	4-2	4-2
6/16/69	Rod Carew	1st	Murphy	California	2-0	8-2
7/16/69 (G1)	Rod Carew	2nd	Nyman	Chicago-AL	6-2	9-8
8/23/69	Cesar Tovar	2nd	Kekich	New York-AL	6-0	8-3
4/23/71	Rod Carew	1st	Kline	at New York-AL	1-0	7-3
9/1/72	Rod Carew #	10th	Farmer	Cleveland	5-4	5-4 (10 inn.)
9/12/72	Jim Nettles	4th	Hunter	Oakland	4-2	4-7
6/28/73	Rod Carew	3rd	Broberg	at Texas	2-0	4-0
5/14/75	Rod Carew	1st	Perry	Cleveland	1-0	3-0
5/17/76	Rod Carew	1st	Norris	Oakland	1-0	5-4
8/30/76	Rod Carew	1st	Augustine	Milwaukee	1-2	10-3
6/27/77	Rod Carew	4th	Hinds	Milwaukee	7-3	10-3
4/8/88	Dan Gladden	7th	Wells	Toronto	5-2	6-3
9/25/88	Dan Gladden	7th	Petry	at California	3-2	6-2
9/27/97	Rich Becker	5th	Juden	at Cleveland	2-0	6-4

* - denotes consecutive batters

- ended game



23


ROYCE LEWIS

IF

H/W: 6-0/211 **B/T:** R/R
OPENING DAY AGE: 25
BORN: 6/5/1999 In Aliso Viejo, CA
RESIDES: Frisco, TX

ACQUIRED: 1st RD (1st overall), 2017 MLB Draft
M.L. SERVICE: 2 year, 142 days
OPTIONS USED: 1 of 3
CONTRACT STATUS: Signed thru 2025

PERSONAL: Royce Oliver Lewis...Instagram: @roycelewis...wife, Samantha (Hobert), married in January of 2025...2017 graduate of JSerra Catholic High School in San Juan Capistrano, CA...rated as a top prospect in the 2017 draft by MLB.com...played third base and centerfield at the start of his high school career before playing solely shortstop as a senior...named 2017 Gatorade Player of the Year in California and Trinity League Player of the Year for third-consecutive season...also named *Los Angeles Times* High School Player of the Year as a junior in 2016, after hitting .429 with nine doubles and four home runs...named MVP of the 2016 Under Armour All-American Game at Wrigley Field and the Perfect Game All-American Classic MVP at Petco Park...member of the gold medal-winning USA Baseball 18U National Team that defeated Cuba in October for the 2016 COPABE Pan American AAA Championship...his father, William, played football at Fullerton College and Chico State University, and his mother, Cindy, played softball at U.S. International and San José State University...became sixth player ever selected in the draft out of JSerra Catholic High School, and the highest since catcher Austin Hedges was selected by the Padres in the second round in 2011...played a lot of mini golf and bowling during the summer of 2021 while recovering from right ACL surgery, helping fuel his competitive side...assigned uniform number 4 for 2020 and '21 spring training but changed to 23 after the Twins signed Carlos Correa on March 20, 2022...became Dallas Cowboys fan when he moved to the area and lives about 40 minutes from AT&T Stadium...also likes the Vikings and attended Vikings practice in Eagan during the summer of 2023 with teammate Alex Kiriloff, meeting head coach Kevin O'Connell and quarterback Kirk Cousins...during the 2024 Diamond Awards banquet in Minneapolis, Royce and his wife, Samantha (during the auction) decided to offer an auction item of a lunch date with them, as well as tickets to a 2024 game and batting practice passes; the package sold for \$10,000, marking the highest single item of the evening...Royce enjoys playing fantasy football...participated in 2023 and 2024 TwinsFest at Target Field.



» During spring training, when kids would ask for Royce's autograph, he would exchange for their autograph on his hat.

Northrup (45 games - 1968) and Ralph Kiner (48 games - 1945-50)...four grand slams in 2023 set Twins single-season record (since 1961)...hit fifth career grand slam on September 15, 2023 - five career grand slams in 66 career games marked the fewest in MLB history...the only other player in AL/NL to hit five slams before their 150th career game was Rudy York (139)...made major league debut May 6, 2022 vs. Oakland and recorded his first career hit that day, a single off Kirby Snead...hit his first major league home run May 13, 2022 vs. Cleveland, a grand slam off Bryan Shaw; became the second Twin to hit a grand slam as first career homer (Danny Valencia - 2010)...named AL Rookie of the Month for September of 2023...named top prospect in Twins organization, fastest baserunner, best athlete and best infield arm by *Baseball America* entering 2023...ranked as the 82nd-best prospect in baseball by *Baseball America* and 46th-best by MLB.com (first in Twins system) entering the 2022 season...named second-best prospect, fastest baserunner and best athlete in Twins system by *Baseball America* entering 2022...in 2020 ranked No. 2 prospect, best athlete, best defensive infielder and fastest baserunner in Twins system by *Baseball America* (23rd overall prospect in baseball)...also ranked Twins No. 1 prospect by MLB.com (7th in baseball)...entered 2019 season ranked as fifth-best prospect in baseball by MLB.com, eighth best by *Baseball Prospectus* and ninth best by *Baseball America*...named 2019 Florida State League Midseason All-Star...played for AL Team in the 2019 SiriusXM All-Star Futures Game at Cleveland's Progressive Field...played for Salt River in the 2019 Arizona Fall League; was AFL Most Valuable Player, earning AFL Rising Stars Team and Rising Stars MVP awards...named shortstop on Twins 2019 MiLB.com organization All-Star team...named top prospect, best hitter for power, fastest baserunner and best athlete in Twins minor league system by *Baseball America* following 2019 season...named 2018 Midwest League Midseason All-Star...named 2018 Low Class-A All-Star by *Baseball America*...named 2018 Midwest League Postseason All-Star...named to Twins 2018 MiLB.com organization All-Star team...named 2018 Midwest League Prospect of the Year...ranked top prospect in Twins system by *Baseball America* following 2018 season.

POSTSEASON CAREER: 2023: Played in all six Postseason games for Twins, including two in the ALWCS vs. Toronto and four in the ALDS vs. Houston, hitting .227 (5-for-22) with four home runs, five RBI,

CAREER HIGHS

Hits: 4, 6/9/23 at TOR
RBI: 6, 9/4/23 at CLE
HR: 1, 3xx, last 9/1/24 vs. TOR
GS: 5, last 9/15/23 at CWS
SB: 1, 6x, last 9/15/23 at CWS
Hit-Streak: 8, 2x, last 6/8-16/24

WALK-OFF HITS/PA

None

MULTI-HR GAMES

None



TWINS ALL-TIME LEADERS

POSTSEASON HOME RUNS

1. Kirby Puckett	5
2. Royce Lewis	4
Greg Gagne	4
4. Gary Gaetti	3
Kent Hrbek	3
Torii Hunter	3
Harmon Killebrew	3
Tony Oliva	3

TOP 100

MLB Network revealed their annual Top 100 MLB players entering the 2025 season in Jan./Feb. and Royce Lewis checked in at number 82, up 13 spots from 2024. Carlos Correa checked in at 42, Byron Buxton at 68.

four walks, six runs scored, a .346 on-base percentage and a 1.119 OPS...made Postseason debut in Game 1 of ALWCS vs. Toronto on October 3 at Target Field...joined Edouard Julien and Matt Walner as the first trio of rookies in Twins history to start in the same Postseason lineup...homered in first two plate appearances, the first being a two-run shot in the first inning and second being a solo shot in the third inning, both off Kevin Gausman...became third player in baseball history to homer in each of his first two Postseason plate appearances (credit *Elias Sports Bureau*), joining Minnesota's Gary Gaetti, who homered his first two against Doyle Alexander in Game 1 of the 1987 ALCS vs. Detroit, and Tampa Bay's Evan Longoria, who homered in his first two against Javier Vázquez in Game 1 of the 2008 ALDS vs. Chicago-AL...additionally, Lewis became the sixth player in Twins/Senators franchise history (5th Twin) to homer in first career Postseason plate appearance, joining Brian Dozier (2017 at NYY), Eddie Rosario (2017 at NYY), Gaetti, Don Mincher (1965 vs. LAD) and Joe Harris (1925 at PIT)...the three runs driven in were all three runs in the 3-1 Twins victory, which helped snap an MLB-record 18-game playoff losing streak...appeared in all four games of the ALDS vs. Houston, going 3-for-16 (.188) with two home runs, two RBI and two walks...hit his fourth Postseason homer in the first inning of Game 4 at Target Field, off José Urquidy...tied Greg Gagne for second on the Twins all-time Postseason home run list (Kirby Puckett - 5); four home runs also tied Puckett in 1991 for most in a single Postseason in Twins/Senators franchise history.

2024:

- Made Twins Opening Day roster for first time in career and was club's third baseman, batting third on March 28 at Kansas City.
- Homered in first at-bat of season in first inning, a solo shot off Cole Ragans...singled in second at-bat in the third inning, then injured himself rounding second base, exiting the game.
- Placed on 10-day Injured List on March 30 with a strained right quad.
- Played in six games on rehab assignment for Triple-A St. Paul from May 25-31 and was reinstated on June 4.
- Continued his major league season by homering in first two games coming off the IL, on June 4 and 5 at New York-AL, which gave him home runs in three consecutive games to start season...first player in club history to homer in first three games of any season...became one of 40 players in baseball history to homer in at least three straight to start their season, first since Christian Yelich in 2019.
- Reached base in each of first five plate appearances to start season, going a combined 3-for-3 with two walks between March 28 at Kansas City and June 4 at New York-AL...first player in club history to reach base in each of first five plate appearance to begin a season...previous record was four, held by Joe Mauer (2013), Gary Gaetti (1982), Larry Hise (1973) and Brant Aleya (1970).
- Hit 10th home run of season on June 21 at Oakland in his 16th game, becoming fastest player in Twins history to reach 10 home runs in a season...tied for fifth-fastest in major league history with Luis Gonzalez - 2001, Willie Stargell - 1971, Willie Mays - 1964 and Ken Keltner - 1948; trailing Alex Rodriguez 12 - 2007, Mike Schmidt 12 - 1976, Aristides Aquino 11 - 2019 and Albert Pujols 11 - 2006.
- Went homerless in eight-straight games from June 22-July 2, before being placed on 10-day Injured List on July 3 with a right adductor strain...prior to that eight-game stretch, had not gone more than three-straight games in career without homering (86 games).
- Hit 15th home run of season on August 12 vs. Kansas City, tying single-season career-high (15 in 2023).
- Recorded 19 RBI in 26 August games...ranked tied for seventh in the AL for August RBI.
- Hit 16th home run on September 1 vs. Toronto, setting new single-season career-high...the three-run homer came with the Twins down 3-1 in the bottom of the eighth inning, giving them the lead and eventual 4-3 win.
- Appeared in first major league game at second base on September 1 vs. Toronto...made first start at second base on September 4 at Tampa Bay.
- Played 51 games (49 starts) at third base, two games (1 start) at second base and 1 game (0 starts) at shortstop.
- Hit .253 (22-for-87) with a .780 OPS vs. left-handed pitching and .224 (46-for-205) with a .732 OPS vs. right-handed pitching.
- Set career highs in games (82), runs (40), hits (68), doubles (16), home runs (16) and walks (28).
- Recipient of Carl R. Pohlad Outstanding Community Service Award, an award voted on by the Twins Community Fund Board of Directors.

AL BATTING LEADERS

AB/HR SINCE 2023 (min. 500 PA)

1. Aaron Judge.....	9.75
2. Shohei Ohtani.....	11.30
3. Juan Soto.....	14.05
4. Yordan Alvarez.....	14.58
5. Brent Rooker.....	14.62
6. Corey Seager.....	15.11
7. Giancarlo Stanton.....	15.45
8. Matt Walner.....	16.04
9. Kyle Tucker.....	16.37
10. Royce Lewis.....	16.42

2023: Placed on 60-day Injured List during spring training on February 26, recovering from ACL surgery on right knee from June of 2022...played in two games with Double-A Wichita on rehab assignment from May 11-13, then eight games on rehab with Triple-A St. Paul from May 16-27; reinstated on May 29...homered in first game back with Twins on May 29 at Houston, adding two hits with four RBI on the day...recorded first career four-hit game on June 9 at Toronto (all singles)...was part of a stretch in which he recorded hits in seven-consecutive at-bats, including three hits in first three at-bats the next game on June 11 at Toronto...placed on 10-day Injured List on July 2 with a strained left oblique...played in four games on rehab assignment for St. Paul and reinstated on August 15...hit safely in season-long eight-straight games from June 18-27, hitting .448 (13-for-29) with one double, two home runs, five RBI and a 1.174 OPS in that span...hit second career grand slam on August 27 vs. Texas, helping the Twins close a 5-0 deficit and leading to eventual 7-6, 13-inning win...hit third career grand slam and second in as many games on August 28 vs. Cleveland, becoming first player in Twins/Senators franchise history (since 1901) to hit grand slams in consecutive days...became the 10th player in baseball history with three grand slams as part of his first 10 career home runs, the others being Dom Dallessandro (1941-42), Russ Derry (1944-45), David Eckstein (2001-02), Brian Johnson (1994-96), Justin Maxwell (2007-12), Brian Roberts (2003-05), Shane Spencer (1998), Jim Tabor (1938-39) and Chris Taylor (2016-17)...homered for career-long third-straight game on August 29 vs. Cleveland, part of a stretch in which he homered five times in seven games from August 23-29, including 12 RBI in that span...hit fourth career grand slam and third of season on September 4 at Cleveland...four career grand slams tied for 11th on Twins all-time list with Bob Allison, Rod Carew, Shane Mack and Eddie Rosario...three grand slams on season tied club single-season record, joining Bob Allison (1961), Rod Carew (1976), Kent Hrbek (1985), Kirby Puckett (1992) and Torii Hunter (2007)...became second player in AL/NL history with four grand slams within his first 13 career homers, joining Chris Taylor (Los Angeles-NL, 2014-23)...four grand slams in 56 career games is the fastest to that figure in AL/NL history, the next fastest being the Tigers' Rudy York, who did it in 132 games in 1938...hit fifth career grand slam and fourth of season on September 15 at Chicago-AL...was fourth grand slam in his last 18 games and one of 16 career home runs

TWINS ALL-TIME LEADERS

GRAND SLAMS

1. Harmon Killebrew	10
2. Torii Hunter	9
3. Kent Hrbek	8
4. Jason Kubel	7
Justin Morneau	7
Kirby Puckett	7
7. Gary Gaetti	6
8. Royce Lewis	5
Michael Cuddyer	5
Joe Mauer	5
Don Mincher	5

games...hit .517 (15-for-29) in 0-0 counts with a 1.379 OPS...hit .500 (10-for-20) with a 1.880 OPS after a 2-0 count...hit .314 (16-for-51) with a .787 OPS vs. left-handed pitching, compared to a .307 (51-for-166) average with a .962 OPS vs. right-handed pitching...hit .297 (19-for-64) with an .805 OPS after the sixth inning and .361 (13-for-36) with an .897 OPS in close and late situations...hit .385 (25-for-65) with runners in scoring position and .357 (10-for-28) with RISP and two-outs...hit .545 (6-for-11) with bases loaded, second highest in Twins history (minimum of 10 at-bats)...led all AL rookies with a minimum of 225 plate appearances in OPS (.921), batting average (.309), slugging percentage (.548), at-bats-per-home run (14.47), at-bats-per-RBI (4.17), wOBA (.395), runs created-per-27 (8.56) and OPS+ (152.0), second in on-base percentage (.372), and sixth in WAR (2.9)...finished first all-time among Twins rookies (minimum of 225 plate appearance) in OPS, OPS+ and RC/27, second in slugging percentage, sixth in batting average and 10th in on-base percentage...made Postseason debut in Game 1 of ALWCs vs. Toronto on October 3 at Target Field...homered in first two plate appearances, the first being a two-run shot in the first inning and second being a solo shot in the third inning, both off Kevin Gausman...became third player in baseball history to homer in each of his first two Postseason plate appearances (credit *Elias Sports Bureau*), joining Minnesota's Gary Gaetti, who homered his first two against Doyle Alexander in Game 1 of the 1987 ALCS vs. Detroit, and Tampa Bay's Evan Longoria, who homered in his first two against Javier Vázquez in Game 1 of the 2008 ALDS vs. Chicago-AL...additionally, Lewis became the sixth player in Twins/Senators franchise (5th Twin) to homer in first career plate appearance, joining Brian Dozier (2017 at NYY), Eddie Rosario (2017 at NYY), Gaetti, Don Mincher (1965 vs. LAD) and Joe Harris (1925 at PIT)...the three runs driven in were all three runs in the 3-1 Twins victory, which helped snap an MLB-record 18-game playoff losing streak...appeared in all four games of the ALDS vs. Houston, going 3-for-16 (.188) with two home runs, two RBI and two walks...hit his fourth Postseason homer in the first inning of Game 4 at Target Field, off José Uquidy...tied Greg Gagne for second on the Twins all-time Postseason home run list (Kirby Puckett - 5)...recipient of the Bill Boni Award as Twins Most Outstanding Rookie, the award voted on by the Twin Cities chapter of the BBWAA...named to MLB.com Pipeline's All-Rookie Second Team.

2022: Was in Twins spring training and optioned to Triple-A St. Paul March 26...played in 24 games for the Saints from April 5-May 5, hitting .310 (27-for-87) with a .430 on-base percentage, a .563 slugging percentage and a .993 OPS, and was recalled by Minnesota May 6...made major league debut May 6 vs. Oakland, batting seventh and playing shortstop...went 1-for-4 and recorded first major league hit, a single to rightfield off Kirby Sneed...recorded first extra-base hit in second game May 7 vs. Oakland, a double off A.J. Puk...hit first career home run May 13 vs. Cleveland, a fifth-inning grand slam off Bryan Shaw...became the second player in Twins history (1961-present) to hit a grand slam for his first career home run (also Danny Valencia on July 26, 2010 at Kansas City)...marked the 30th instance of a Twins rookie hitting a grand slam and first since Ryan Jeffers on July 28, 2021 vs. Detroit...optioned to St. Paul May 18 (Carlos Correa reinstated from IL) and played in 10 games for the Saints before being recalled again May 29 (Jose Miranda optioned)...started in centerfield May 29 vs. Kansas City...made a catch on a fly ball on the warning track in the third inning off the bat of Emmanuel Rivera and came up limping...placed on 10-day Injured List May 30 with a right knee bone bruise...further testing showed that Lewis needed surgery on his ACL again...underwent ACL reconstructive surgery June 21 in Dallas, TX...combined to hit .310 (53-for-171) with 16 doubles, one triple, seven home runs, 19 RBI, 34 runs scored, a .387 on-base percentage, a .538 slugging percentage and a .925 OPS in 46 games between Minnesota and St. Paul...ranked as Twins second-best prospect in organization by MLB.com after the season, trailing Brooks Lee...named top prospect in Twins organization, fastest baserunner, best athlete and best infield arm by *Baseball America*, entering 2023...named No. 2 prospect in Twins organization entering 2023, per MLB.com.

FAMILY AFFAIRS

Royce's mom, Cindy, owns a small business called Humility Chains, making handmade necklaces that can be worn at all times; she sells them on Etsy and via her Instagram. Royce wanted a chain to wear while playing, so Cindy designed her first one for him and the business grew from there. Royce's dad, William, is a sommelier and part-owner of The Winery, a restaurant and wine bar in Newport Beach, CA. During his playing days, Torii Hunter used to bring his teammates - including LaTroy Hawkins to The Winery and struck up a friendship with William.

2019: Entered season ranked as fifth-best prospect in baseball by MLB.com, eighth best by *Baseball Prospectus* and ninth best by *Baseball America*...began third professional season with High-A Fort Myers...named Twins minor league Player of the Week July 14, hitting .353 (6-for-17) with two walks, two home runs and three RBI for the Miracle...named Florida State League Midseason All-Star with Ft. Myers...played for AL Team in the SiriusXM All-Star Futures Game at Cleveland's Progressive Field, going 1-for-2 and finishing the game at shortstop...promoted to Double-A Pensacola July 28, where he finished the season...combined to hit .236 (122-for-517) with 26 doubles, four triples, 12 home runs, 49 RBI, 73 runs scored, 38 walks and 22 stolen bases in 127 games between Fort Myers and Pensacola...hit .315 (39-for-124) vs. left-handed pitching and .211 (83-for-393) vs. right-handed pitching...hit .400 (8-for-20) with two doubles, one home run, three RBI, three walks and a 1.128 OPS in five playoff games for the Blue Wahoos...played in 22 games for Salt River in the Arizona Fall League, hitting .353 (30-for-85) with nine doubles,

at the time...18 games is the shortest span of games for a player to hit four-plus grand slams, the next four being Don Mattingly (39 games - 1987), Travis Hafner (44 games - 2006), Jim Northrup (45 games - 1968) and Ralph Kiner (48 games - 1945-50)...five career grand slams tied for eighth most in club history (since 1961) and the most in a single season...five career grand slams in 66 career games is the fewest in MLB history...the only other player in AL/NL to hit five slams before their 150th career game was Rudy York (139)...drew career-high three walks on September 15 at Chicago-AL...left game on September 19 at Cincinnati after experiencing pain in his left hamstring during an at-bat...placed on 10-day IL three days later with a left hamstring strain...it was classified as a Grade 1+ so the Twins shut him down for the remainder of the regular season in hopes to preserve health for playoffs...named American League Rookie of the Month for September after hitting .313 (21-for-67) with two doubles, six home runs, 23 RBI, 11 walks, 15 runs scored and a 1.022 OPS in 18 games...spent the final week of the season taking live BP with other players rehabbing from injuries to be ready for Postseason...played 49 games (48 starts) at third base and one game (0 starts) at shortstop on season...led Twins in games played at third base despite playing just 58 games on season...led the Twins in three-hit games with 10, despite playing in 58 games on season...hit .371 (39-for-105) with a 1.041 OPS in 27 away games, compared to .250 (28-for-112) with an .808 OPS in 31 home games...hit .314 (16-for-51) with a .787 OPS vs. left-handed pitching, compared to a .307 (51-for-166) average with a .962 OPS vs. right-handed pitching...hit .297 (19-for-64) with an .805 OPS after the sixth inning and .361 (13-for-36) with an .897 OPS in close and late situations...hit .385 (25-for-65) with runners in scoring position and .357 (10-for-28) with RISP and two-outs...hit .545 (6-for-11) with bases loaded, second highest in Twins history (minimum of 10 at-bats)...led all AL rookies with a minimum of 225 plate appearances in OPS (.921), batting average (.309), slugging percentage (.548), at-bats-per-home run (14.47), at-bats-per-RBI (4.17), wOBA (.395), runs created-per-27 (8.56) and OPS+ (152.0), second in on-base percentage (.372), and sixth in WAR (2.9)...finished first all-time among Twins rookies (minimum of 225 plate appearance) in OPS, OPS+ and RC/27, second in slugging percentage, sixth in batting average and 10th in on-base percentage...made Postseason debut in Game 1 of ALWCs vs. Toronto on October 3 at Target Field...homered in first two plate appearances, the first being a two-run shot in the first inning and second being a solo shot in the third inning, both off Kevin Gausman...became third player in baseball history to homer in each of his first two Postseason plate appearances (credit *Elias Sports Bureau*), joining Minnesota's Gary Gaetti, who homered his first two against Doyle Alexander in Game 1 of the 1987 ALCS vs. Detroit, and Tampa Bay's Evan Longoria, who homered in his first two against Javier Vázquez in Game 1 of the 2008 ALDS vs. Chicago-AL...additionally,

TWINS ALL-TIME LEADERS

HR THRU FIRST 150 CAREER GAMES

1. Royce Lewis (2022)	33
Miguel Sanó (2015-16)	33
Jimmie Hall (1963-64)	33
4. Justin Morneau (2003-05)	30
Tony Oliva (1962-64)	30

three home runs, 20 RBI, nine walks, 21 runs scored and a .975 OPS...named Hitter of the Week once...named AFL Player of the Week October 13, AFL Most Valuable Player, AFL Rising Stars Team and Rising Stars MVP...named shortstop on Twins MiLB.com organization All-Star team...named top prospect, best hitter for power, fastest baserunner and best athlete in Twins minor league system by *Baseball America* following season.

2018: Began season with Low-A Cedar Rapids...named Twins minor league Player of the Week April 28, hitting .348 (8-for-23) with six RBI, three stolen bases and four runs scored in five games for the Kernels...hit first professional grand slam June 5 vs. Beloit...hit .330 (30-for-91) with 10 doubles, five home runs, 22 RBI and 20 runs scored in 23 June games for the Kernels...reached base safely in 18-straight games June 12-July 5, posting a .476 on-base percentage in that span...named Midwest League Midseason All-Star...promoted to High-A Fort Myers July 14...named Twins minor league Player of the Week August 11, hitting .345 (10-for-29) with one triple, two home runs, six RBI, five walks and seven runs scored in seven games for the Miracle...recorded two multi-homer games: May 27 vs. Clinton with Cedar Rapids and August 6 at Lakeland with Fort Myers...combined to hit .292 (141-for-483) with 29 doubles, three triples, 14 home runs, 74 RBI, 83 runs scored, 43 walks and a .352 on-base percentage in 121 games between Cedar Rapids and Fort Myers...hit .307 (116-for-378) vs. right-handed pitching and .238 (25-for-105) vs. left-handed pitching...named Low Class-A All-Star by *Baseball America*...named Midwest League Postseason All-Star...named to Twins MiLB.com organization All-Star team...named Midwest League Prospect of the Year...ranked top prospect in Twins system by *Baseball America* entering 2019.

2017: Began professional career with the GCL Twins...had multiple hits in four of his first six games...hit home run in his first career plate appearance...promoted to Low-A Cedar Rapids August 12...collected four hits in his first game with Kernels...following season named a Rookie All-Star by *Baseball America*...finished season with second most runs (38) and fifth most stolen bases (15) in GCL...ranked top prospect in Twins system by *Baseball America* entering 2018; also named 24th-best prospect in baseball by *Baseball America*, 20th best by MLB.com and 27th best by *Baseball Prospectus*.

PROFESSIONAL: Selected by Minnesota in the first round (1st overall) of the 2017 First-Year Player Draft; signed by scout John Leavitt...one of three players in club history to be selected first overall, joining catcher Joe Mauer in 2001 and right-handed pitcher Tim Lincecum in 1983 (did not sign).

LEWIS' PLAYING RECORD

YEAR	CLUB	AVG	G	AB	R	H	2B	3B	HR	RBI	SH	SF	HB	BB	SO	SB	CS	OBP	OPS
2017	GCL Twins	.271	36	133	38	36	6	2	3	17	0	0	7	19	17	15	2	.390	.804
	Cedar Rapids	.296	18	71	16	21	2	1	1	10	0	1	2	6	16	3	1	.363	.757
2018	Cedar Rapids	.315	75	295	50	93	23	0	9	53	1	4	3	24	49	22	4	.368	.853
	Fort Myers	.255	46	188	33	48	6	3	5	21	0	0	1	19	35	6	4	.327	.726
2019	Fort Myers	.238	94	383	55	91	17	3	10	35	0	5	3	27	90	16	8	.289	.665
	Pensacola	.231	33	134	18	31	9	1	2	14	0	2	1	11	33	6	2	.291	.649
2020	SPENT SEASON AT ALTERNATE TRAINING SITE IN ST. PAUL, MN																		
2021	MISSED ENTIRE SEASON DUE TO INJURY																		
2022	St. Paul	.313	34	131	30	41	12	1	5	14	0	1	3	18	32	12	2	.405	.940
	MINNESOTA	.300	12	40	5	12	4	0	2	5	0	0	0	1	5	0	0	.317	.867
2023	Wichita	.333	2	6	3	2	1	0	0	1	0	0	1	1	3	2	0	.500	1.000
	St. Paul	.356	12	45	11	16	1	0	6	13	0	1	0	5	13	3	1	.412	1.190
2024	MINNESOTA	.309	58	217	36	67	7	0	15	52	0	0	2	20	55	6	1	.364	.921
	St. Paul	.172	8	29	4	5	2	0	0	0	0	0	0	2	11	1	0	.226	.467
	MINNESOTA	.233	82	292	40	68	16	0	16	47	0	5	0	28	74	0	0	.295	.747
	Minor League Totals	.271	358	1415	258	384	79	11	41	178	1	14	21	132	299	86	24	.339	.769
	Major League Totals	.268	152	549	81	147	27	0	33	104	0	5	2	49	134	6	1	.327	.825

LEWIS' WILD CARD RECORD

YEAR	OPPONENT	AVG	G	AB	R	H	2B	3B	HR	RBI	SH	SF	HBP	BB	SO	SB	CS	OBP	OPS
2023	Toronto	.333	2	6	3	2	0	0	2	3	0	0	0	2	1	0	0	.500	1.833

LEWIS' DIVISION SERIES RECORD

YEAR	OPPONENT	AVG	G	AB	R	H	2B	3B	HR	RBI	SH	SF	HBP	BB	SO	SB	CS	OBP	OPS
2023	Houston	.188	4	16	3	3	0	0	2	2	0	0	0	2	7	0	0	.278	.840

LEWIS' CAREER FIELDING RECORD

POSITION	PCT	G	PO	A	E	TC	DP	PB
Third Base	.953	100	74	149	11	234	18	—
Shortstop	.955	12	13	29	2	44	5	—
Second Base	.875	2	0	7	1	8	0	—
Outfield	1.000	1	3	0	0	3	0	—
Totals	.952	115	80	186	14	289	23	—

LEWIS' PROFESSIONAL INJURED LIST HISTORY

DATES	INJURY		LEVEL
July 3-July 26, 2024	Right Adductor Strain		Minnesota
March 30-June 4, 2024	Right Quad Strain		Minnesota
September 22-end of 2023 regular season	Strained Left Hamstring		Minnesota
July 2-August 15, 2023	Left Oblique Strain		Minnesota
May 30-end of 2022 season	Right ACL Surgery		Minnesota
May 4-end of 2021 season	Right ACL Surgery		Double-A Wichita



49

PABLO LÓPEZ

RHP

H/W: 6-4/222 **B/T:** L/R
OPENING DAY AGE: 29
BORN: 3/7/1996 in Caimbas, Venezuela
RESIDES: Miami, FL

ACQUIRED: Trade with MIA, 1/20/23
M.L. SERVICE: 6 years, 93 days
OPTIONS USED: 1 of 3
CONTRACT STATUS: Signed thru 2027

PERSONAL: Pablo José López Serra...X: @pablojoselopez...Instagram: @plopezserra...Pablo adopted a rescue dog named Bosco from Ruff Start Rescue during the 2024 season; Bosco's original name was Pablo, part of the rescue's Twins-themed puppy litter...both Pablo's mother and father were doctors; was accepted into medical school at the age of 16, but opted to pursue his baseball career...Pablo's father introduced him to baseball...his dad played amateur ball when he was in college in Venezuela...he was also Pablo's coach, taking him to train/practice and often taking him to watch Winter Ball games...when Pablo reached 14-15 years old, his dad asked him if he wanted to pursue a baseball career...his dad told him that if he went that route, he would have to sacrifice a lot and work the hardest he's ever worked in his life...Pablo did so while also prepping for a college education as a back-up plan...Pablo's father passed away in 2020...López spoke four languages when he graduated high school: Spanish, English, Italian and Portuguese...his English and Spanish remain fluent, but in the years since graduating he has lost some of his Italian and Portuguese skills...when Pablo is done playing baseball, he wants to go back to school and become a nutritionist...he's learned a lot about the importance of nutrition and taking care of one's body during his baseball career and would like to actually go back to a classroom to get his degree...Twins Hall of Famer and fellow Venezuelan Johan Santana was his childhood hero...Johan threw out the ceremonial first pitch to Joe Mauer prior to Game 3 of the 2023 ALDS vs. Houston as López delivered the ball to Santana...just before López approached the mound, Santana stopped him and took off his jacket to reveal he was wearing López's home white Twins number 49 jersey...in 2023, Pablo purchased the fishing vest and pole used in the Twins' dugout home run celebration, honoring the Land of 10,000 Lakes with the wording "Land of 10,000 Rakes"...in May of 2023, Pablo said he wanted

CAREER HIGHS

IP: 9.0, 7/5/23 vs. KC
SO: 14, 9/10/23 vs. NYM
Walks: 6, 6/6/24 at NYY
CG: 7/5/23 vs. KC
Low-Hit CG: 4, 7/5/23 vs. KC
Win-Streak: 4, 2x, last 8/1-18/23



KINGPIN

Pablo hosted a spring training gathering with the 40-man and non-roster invite pitchers at HeadPinz in Fort Myers, where they all bowled and played laser tag. Some of the better bowlers were Chris Paddack, Randy Dobnak, Scott Blewett and Bailey Ober. Nobody really kept track of high scores but Paddack threw the hardest ball of the night at roughly 27 mph.

CAREER HIGHLIGHTS: Twins are third organization (Seattle - 2013-17 and Miami - 2017-22)...2023 Rawlings Gold Glove Award finalist...Twins recipient of the 2024 Roberto Clemente Award, MLB's highest individual honor for major leaguers...2023 recipient of Mike Augustin "Media Good Guy" Award and Carl R. Pohlad Outstanding Community Service Award...selected to AL All-Star team in 2023...2023 Twins winner of the MLBPA Heart and Hustle Award...Twins Opening Day starter in 2023 and 2024; 13th different pitcher to start consecutive Opening Days for the Twins...retired 23-straight batters on April 11, 2023 vs. Chicago-AL, third-longest streak in Twins history (Jack Kralick - 25, Scott Baker - 24)...struck out career-high 14 batters on September 10, 2023 vs. New York-NL, while issuing no walks; fourth time in club history for a pitcher to strike out at least 14 without a walk (Johan Santana - 2004 & '07 and Bert Blyleven - 1986)...selected to pitch for Team Venezuela in the 2023 World Baseball Classic...NL Pitcher of the Month in April 2022...489 career strikeouts with Miami are 12th on the club's all-time list...became 16th pitcher in Marlins history to reach 500.0 innings pitched in 2022...set a major league record with nine consecutive strikeouts to start a game on July 11, 2021 against Atlanta...2020 Marlins Charlie Hough Good Guy Award winner...made major league debut on June 30, 2018 vs. New York-NL and earned first career victory...2018 Southern League All-Star.

POSTSEASON CAREER: Is 2-1, 1.53 ERA (17.2 IP, 3 ER) with three walks and 17 strikeouts in three career Postseason starts - one with Miami and two with Minnesota...**2023:** Started Game 1 of ALWCS on October 3 vs. Toronto at Target Field, allowing one run on five hits in 5.2 innings pitched, with two walks and three strikeouts, leading the Twins to a 3-1 victory; the win snapped an 18-game Postseason losing streak for the Twins, which was an MLB record...first Twins winning pitcher in a Postseason game since his childhood hero Johan Santana in Game 1 of the 2004 ALDS at NYY...started Game 2 of the ALDS on October 8 at Houston, pitching 7.0 shutout innings with six hits allowed, one walk and seven strikeouts, leading the Twins to a 6-2 victory...joined Jack Morris (G7 - 1991 WS vs. ATL) and Johan Santana (G1 - 2004 ALDS at NYY) as the only pitchers in Twins history (since 1961) to pitch at least 7.0-plus scoreless innings in a Postseason game...finished with a 2-0 record and 0.71 ERA (12.2 IP, 1 ER) in two starts, becoming the first Twins pitcher to win multiple games in a single Postseason since Brad Radke (2) in 2002...**2020:** Made one Postseason start for Miami...started Game 2 of the NLDS against Atlanta...worked 5.0 innings, allowing three hits and two runs while striking out seven and was dealt the loss.

2024:

- * Was Twins Opening Day starter for second-consecutive season, making the start on March 28 at Kansas City and allowing one run on four hits in 7.0 innings pitched, with no walks and seven strikeouts in a Twins 4-1 victory...became the 13th different Twins pitcher to start

consecutive Opening Days, joining Camilo Pascual (1963-64), Jim Perry (1970-71), Bert Blyleven (1972-76), Dave Goltz (1977-79), Jerry Koosman (1980-81), Frank Viola (1985-86, '88-89), Kevin Tapani (1993-94), Brad Radke (1996-97, '99-05), Johan Santana (2006-07), Carl Pavano (2011-12), Ervin Santana (2016-17) and José Berrios (2019-20).

- Started the 10,000th game in Twins (1961-present) history on April 28 at Los Angeles-AL, allowing four runs on four hits in 5.0 innings pitched, with two walks and eight strikeouts, earning his second win of season and first since Opening Day.
- Struck out 10 batters in 6.1 innings pitched on May 8 vs. Seattle, marking his eighth career double-digit strikeout total.
- Recorded 800th career strikeout on June 6 at New York-AL, fanning Gleyber Torres in the second inning.
- Tied career high and set season high with 14 strikeouts on June 23 at Oakland (6.0 IP)...also pitched 8.0 shutout innings with two hits allowed and one walk during the start, earning the win in a 3-0 Twins victory.
- Earned 50th career win in 150th career start on August 12 vs. Kansas City, allowing three runs (2 earned) on six hits in 6.0 innings pitched, with no walks and five strikeouts...20th Venezuelan-born pitcher in baseball history to reach 50 wins and 17th to reach 150 starts.
- Posted career-best 23.1-scoreless inning streak from August 18-September 5, 2024...was the longest streak by a Twin since Tyler Duffey in 2019 (24.1 IP from July 28-September 25).
- Struck out 10 batters on September 10 vs. Los Angeles-AL (7.0 IP), ninth career double-digit strikeout total.
- Went 9-4, 2.91 ERA (105.1 IP, 34 ER) with 23 walks, 111 strikeouts and a .244 opponent batting average in final 17 starts of season from June 23-September 27.
- Pitched at least 6.0 innings in 18 of 32 starts.
- Struck out six-plus in 19 of 32 starts, seven-plus in 15 starts and eight-plus in nine starts.
- Held right-handed hitters to a .237 average with a .678 OPS, compared to .267 average with a .734 OPS vs. left-handers.
- Set career-highs in wins (15), tied for career-high in starts (32)...finished with 185.1 innings and 198 strikeouts, both second-most of his career.
- Led staff in wins (15), innings pitched (185.1), starts (32) and strikeouts (198).
- Finished tied for fifth in the AL in starts (32), sixth in strikeouts (198), eighth in innings pitched (185.1).
- Ranked in the 90th percentile in baseball in walk percentage (5.3%) and 89th percentile in chase percentage (33.0%).
- Opponents hit .208 (55-for-264) against four-seam fastball, .230 (17-for-74) against curveball and .239 (39-for-163) against his sweeper.

MLB PITCHING LEADERS

STRIKEOUTS SINCE 2023

1. Dylan Cease.....	438
2. Zack Wheeler.....	436
3. Pablo López.....	432
4. Freddy Peralta.....	410
5. Logan Gilbert.....	409

batters on April 11 vs. Chicago-AL, third-longest stretch for a Twins starter or reliever during any stretch of a single game, behind Jack Kralick's 25 (8/26/62 vs. KCA) and Scott Baker's 24 (8/31/07 vs. KCR)...signed four-year contract extension through 2027 season on April 21 after starting season 1-1, 1.73 ERA (26.0 IP, 5 ER) with six walks, 33 strikeouts and a 0.81 WHIP in first four starts from March 30-April 16...pitched first career complete-game shutout on July 5 vs. Kansas City, allowing four hits with no walks, while striking out a then-career high 12 batters...one of four times on season to reach double-digit strikeout totals...finished first half of season with 138 strikeouts, tied for fourth most in club history Pre-ASG with Johan Santana's 2006 total, and trailing 151 by Bert Blyleven in 1973, 143 by Johan Santana in 2005 and 142 by Blyleven in 1974...named to American League All-Star Team, first of career...pitched top of ninth inning, inducing a fly ball to Gerald Perdomo, a single to Juan Soto, struck out Pete Alonso, allowed a single to Nick Castellanos and struck out Elias Díaz...posted 19.0-scoreless inning streak from August 1-18, second longest for a Twin in 2023 (Griffin Jax - 19.1)...also won a career-best four-straight starts in that span, going 4-0 with a 0.36 ERA (25.0 IP, 1 ER)...went 4-1, 2.00 ERA (36.0 IP, 8 ER) with seven walks and 36 strikeouts in six starts in August, his lowest ERA in any month (counting March/April as one) on the season...tied single-season career high and earned 10th win of season on September 4 at Cleveland, allowing one run on eight hits in 6.0 innings pitched in a Twins 20-6 victory...supported with 18 runs, most for a Twins starter since Francisco Liriano (19 - 7/26/10 vs. KC)...struck out career-high 14 batters on September 10 vs. New York-NL, pitching 8.0 shutout innings with two hits allowed and two walks in a Twins 2-0 defeat...most strikeouts for a Twin since Francisco Liriano (15 vs. OAK in 2012)...fourth time in club history for a pitcher to strikeout 14-plus and not issue a walk, joining Johan Santana (2004 and 2007) and Bert Blyleven (1986)...struck out 200th batter of season on September 10 vs. New York-AL, fanning Francisco Lindor...became 10th pitcher in club history (since 1961) to reach the 200-strikeout mark, first since José Berrios (202) in 2018...set new career-high with 11th win on September 23 vs. Los Angeles-AL, allowing three runs on five hits in 6.0 innings pitched, with one walk and seven strikeouts in a Twins 8-6 victory...the win was also the AL Central division title clincher for Minnesota...from June 7 to end of season, went 7-3, 3.03 ERA (92.0 IP, 31 ER) with 18 walks and 108 strikeouts in 15 starts (Twins 10-5)...pitched 6.0-plus innings in 21 of 32 starts and 7.0-plus in eight starts...struck out eight-plus batters 14 times in 32 starts...was supported with three runs-or-less in 22 of 32 starts...Twins went 19-13 in his starts...held opponents to a .195

MLB PITCHING LEADERS

xERA IN 2024

1. Zack Wheeler.....	2.80
2. Logan Gilbert.....	3.14
3. Corbin Burnes.....	3.34
4. George Kirby.....	3.44
5. Christopher Sánchez.....	3.56
6. Nestor Cortes.....	3.62
7. Pablo López.....	3.67

FOLLOW THE LEADER

Pablo enjoys coming up with team-building activities whether at home or on the road.

He hosted a Bingo Night at the team hotel in Detroit on April 11, 2024, for the entire traveling party. Winners included Chris Paddack, Christian Vázquez, Johan Duran and Rocco Baldelli.

Like the home run fishing vest in 2023, Pablo is the brains behind the Twins' 2024 home run celebration, the Prince vest. He had the vest custom made and it was used for the first time on Prince Night, June 13, 2024.

Mid-way through the 2024 season, Pablo brought in a prize wheel to the clubhouse. After a win, the player of the game could spin the wheel and earn a prize, ranging anywhere from a new PlayStation 5 to outdoor grilling equipment - all stuff purchased by Pablo.

IT'S BUSINESS TIME

Pablo sometimes throughout a season will do what he calls a "Business Trip." He dedicates the entire trip to only wearing business attire — collared shirts, suits, etc. while barely packing any casual clothing. He did this for a trip in 2024 to Houston, New York and Pittsburgh. After that trip, he finished the season by going 10-4, 3.23 ERA (114.1 IP, 41 ER) with 119 strikeouts in his final 19 starts.

and tied for fifth in baseball...finished ninth in the AL in WHIP (1.15)...held opponents to a .173 batting average on Sweeper, which he threw 646 times...posted an xBA of .219 on 4-Seam Fastball, a pitch he threw 1,043 times...led baseball in expected wOBA (.269), xBA (.213) and xERA (3.00) and ranked second in xSLG (.338)...ranked in the 98th percentile in baseball in pitching run value (26)...ranked in the 95th percentile in chase percentage (34.3%)...ranked in the 94th percentile in xERA (3.00)...ranked in the 90th percentile in fastball run value (12)...started Game 1 of ALWCS on October 3 vs. Toronto at Target Field, allowing one run on five hits in 5.2 innings pitched, with two walks and three strikeouts, leading the Twins to a 3-1 victory; the win snapped an 18-game Postseason losing streak for the Twins, which was an MLB record...started Game 2 of the ALDS on October 8 at Minute Maid Park, pitching 7.0 shutout innings with six hits allowed, one walk and seven strikeouts, leading the Twins to a 6-2 victory...joined Jack Morris (G7 - 1991 WS vs. ATL) and Johan Santana (G1 - 2004 ALDS at NYY) as the only pitchers in Twins history (since 1961) to pitch at least 7.0-plus scoreless innings in a Postseason game...was the Twins winner of the MLBPA Heart and Hustle Award...finished seventh in AL Cy Young Award voting with 11 voting points, earning five fourth place votes and one fifth place vote...named Rawlings Gold Glove Award finalist for American League pitcher, joining teammate Sonny Gray and Toronto's José Berrios (winner)...recipient of the Mike Augustin "Media Good Guy" Award and Carl R. Pohlad Outstanding Community Service Award...the Mike Augustin award voted on by the Twin Cities chapter of the BBWAA...the Carl R. Pohlad Award voted on by the Twins Community Fund Board of Directors.

DOWN-LOW ON PABLO

Favorite thing you did this last offseason:

"I started doing this thing called recreational Saturdays with my best friend. So, we would play pickleball followed by beach volleyball. It was the best time and a fun distraction from working out while still working out."

What is your favorite baseball memory growing up: "I was 11 years old, it was June of 2007, and I hit a walk off, inside the park, home run. And I remember my mom was in the stands and she was jumping up and down when it happened."

What's the significance behind your uniform number: "I have been number 49 ever since I got called up to the big leagues. I actually didn't ask for it, it was given to me. But, at the time, I was a huge fan of Jake Arrieta who used to wear number 49 with the Cubs, so it's a good pitching number, and now it's my number, so I hope everywhere I go it follows me."

Most influential person in your life pertaining to baseball: "Johan Santana, huge fan of him growing up. Anibal Sánchez, I had the opportunity to spend a couple of seasons working with him."

Any favorite Twins players growing up: Johan Santana and Carlos Silva.

Favorite memory from minor league days: "2016 and 2017 were very special because in 2016 we made it to the championship and in 2017 we actually won the whole thing. So, it's always about winning, it's always about finding ways to be the best team and just pushing each other to be that version."

If you retired from baseball tomorrow, what would you do as a job or hobby: "For a job, I would like to be a dietician or a nutritionist, but first I would have to go to school, which I do want to do. I want to go to school, I don't want it to be online, I wanna go to a classroom, I wanna graduate, I wanna have homework. And if his hobby related, I like flying my drone, so maybe find something that I could do flying my drone."

What was your first job: "Baseball. I signed as a 16-year-old kid, and baseball became my job, my reality, my future, ever since then."

What would be your go-to meal if you were trying to impress someone?: "I would say a Caesar salad. My brother taught me how to make a really good Caesar salad. I'm not gonna lie, it's pretty good so that would be my go-to."

batting average with runners in scoring position...went 6-5, 3.10 ERA (95.2 IP, 33 ER) in 16 road starts, compared to 5-3, 4.21 ERA (98.1 IP, 46 ER) in 16 home starts...held right-handed hitters to a .205 batting average with a .597 OPS, compared to a .271 average with a .754 OPS vs. left-handed batters...set career highs in wins (11), innings pitched (194.2), quality starts (20), strikeouts (234), strikeouts-per-9.0 innings pitched (10.9), strikeouts-per-walk (4.9) and tied career-high in starts (32)...set career-highs in velocity of all pitches, including fastball velo (94.8 mph), offspeed velo (88.4 mph) and breaking ball velo (83.7 mph)...ranked second in AL in strikeouts (234), trailing only Kevin Gausman (237)...finished with 234 strikeouts, tied with Dean Chance's 1968 total for seventh most in club history...234 strikeouts were the most since Johan Santana struck out 235 in 2007...finished fifth in the AL in innings pitched (194.0) and ninth in all of baseball...ranked 11th in the AL in ERA (3.66) and opponent batting average (.238)...tied for third in the AL in quality starts (20)

2022: Opened season as Marlins' number two starter behind the season's eventual NL Cy Young Award winner Sandy Alcantara...made first start on April 9 at San Francisco, allowing one run on three hits in 5.0 innings pitched...named the NL Pitcher of the Month for April, going 3-0 with a 0.39 ERA and 23 strikeouts in 23.1 innings...became the 12th pitcher in Major League Baseball history to allow one run or less in his first four starts of the season while pitching at least 20.0 innings...did not allow more than four hits through his first four starts and pitched at least 5.0 innings in all of those outings...the 0.39 ERA through first four starts marked the lowest in Marlins club history...pitched 8.0 scoreless innings on May 7 at San Diego to match his career-high, done once before on June 8, 2021 vs. Colorado...set a career-high with 11 strikeouts on May 13 vs. Milwaukee, which he matched again on July 26 at Cincinnati...took a no-decision in his final start on October 2 at Milwaukee, but tossed 7.0 scoreless innings and allowed just two hits...first outing of 7.0 innings-or-more since July 26 at Cincinnati...surpassed the 500.0 career innings pitched mark on September 27 at New York-NL, becoming 16th pitcher in Marlins history to reach 500.0 innings...pitched 7.0 innings-or-more eight times, going 4-1 in those outings with a 1.58 ERA (57.0 IP, 10 ER)...six of these eight outings came before the All-Star break...went 6-5 with a 3.00 ERA (93.0 IP, 31 ER) on the road vs. a 4-5 record and 4.55 ERA (87.0 IP, 44 ER) at home...tied for team-lead in starts (32) and ranked second in innings pitched (180.0), wins (10) and strikeouts (174)...set career-highs in starts, innings pitched, wins and strikeouts...finished season with 489 career strikeouts, which ranked 11th in Marlins history, trailing Brad Penny (583)...with 10 wins, he and Sandy Alcantara marked the first pair of Marlins starters to win at least 10 games since Dan Straily and José Ureña in 2017...made 21 starts in which he pitched 5.0-plus innings and allowed five-or-less hits, tied with Milwaukee's Corbin Burnes for the second-most such starts in the NL, behind Arizona's Zac Gallen and Los Angeles-NL's Julio Urias, who each had 23...second-most such starts in club history, behind José Fernández (22) in 2013...selected to pitch for Team Venezuela in the 2023 World Baseball Classic, marking first career appearance.

2021: Spent fourth major league season with Miami...started the final game of the year after missing the second half of the season with right rotator cuff strain...allowed more than two runs in a game just three times...held opponents to one run-or-less in 10 of his 20 starts and two runs-or-less in 15 of his 18 starts (including 6 outings where he did not allow an earned run)...set a major league record with nine consecutive strikeouts to start a game on July 11 against Atlanta; nine strikeouts were also a career-high...set career-high with 8.0 innings pitched against Colorado at loanDepot park on June 8, allowing five hits and two runs with eight strikeouts...in his last 12 starts after May 16, went 5-2 with a 3.07 ERA, striking out 72 batters over 58.2 innings.

2020: Led Marlins in innings, starts, wins and strikeouts...started the Marlins first game back after an eight-day quarantine...worked 5.0 scoreless innings, allowed two hits, and tied a career-high with seven strikeouts in Baltimore on August 4...set a new career high in strikeouts with eight in 6.0 innings against Atlanta on August 14...after a four-game losing streak and the Marlins magic number sitting at three with four games to play, Lopez sat through an hour and 38-minute rain delay and threw 5.0 shutout innings, striking out six against Atlanta in his final start of the regular season on September 24...won his final three starts of the season from September 14-24...

MLB PITCHING LEADERS

INNINGS PITCHED SINCE 2022

1. Logan Webb	613.0
2. Aaron Nola	598.0
3. Corbin Burnes	590.0
4. Logan Gilbert	585.0
5. Framber Valdez	575.2
6. Miles Mikolas	575.1
7. Pablo López	559.1

combined to go 3-0 with a 1.58 ERA and 19 strikeouts in 17.1 innings...one of only five players with INF Jesus Aguilar, INF Brian Anderson, RHP Brandon Kintzler and RHP Brad Boxberger to spend the entire season on the active roster...was the first Marlin to make two starts in 2020...Miami became the first team in MLB history to play their first nine games of the season and not have a pitcher make more than one start, (Sandy Alcantara, Caleb Smith, Robert Dugger, Pablo López, Elieser Hernandez, Josh A. Smith, Jordan Yamamoto, Humberto Mejia and Daniel Castano)...the previous record of eight was held by the 1904 Philadelphia Phillies, who started 2-5-1 and used eight total pitchers in their first nine games...named winner of Marlins Charlie Hough Good Guy Award...made one start in the Postseason, pitched Game 2 of the Division Series against Atlanta...worked 5.0 innings allowing three hits and two runs while striking out seven.

2019: Made just 21 starts after missing over two months on the Injured List with a right shoulder strain...his 2.19 BB/9 ratio this season was the 13th-lowest in Marlins franchise history (min. 21 games started)...posted a 3-3 record with a 3.39 ERA (63.2 IP, 24 ER), a .229 opponent batting average and 54 strikeouts in 11 starts at loanDepot park, compared to 2-5 with a 7.36 ERA (47.2 IP, 39 ER), a .299 opponent batting average and 41 strikeouts in 10 road starts...his ERA at loanDepot park was the 12th-best (min. 11 games started) by a Marlin since the venue opened in 2012...allowed career highs in hits (10) and runs (10) in an 11-2 loss on May 10 at Citi Field, then bounced back with best outing of his career, also against the New York Mets, on May 18 at loanDepot park, shutting them out over a career-best 7.0 innings, allowing just one hit and tying his career high with seven strikeouts...on June 4 at Milwaukee, he scattered three hits and a walk, with seven strikeouts, across 6.0 shutout innings in a 16-0 victory...it was just the seventh time in club history that a starter has been in the game for 15+ runs of support (team record is 18)...on September 11 vs. Milwaukee, issued a season-high four walks, snapping a streak of eight-straight starts allowing one-or-fewer walks...the stretch was tied for the fourth-longest streak by a starter in club history, behind Ricky Nolasco (13), Dan Straily (9) and Justin Nicolino (9)...in 10 starts with Miami, went 2-4 with a 4.14 ERA (58.2 IP, 27 ER)...in addition, made 12 starts between Double-A Jacksonville and Triple-A New Orleans, combining on 2-3 record, 1.44 ERA (62.1 IP, 10 ER) and .196 (46-for-235) opponent average.

MINNESOTA NICE

Pablo knows a lot and is fascinated by Minnesota/Midwestern culture, due, in part, to playing in the minors in Iowa with the Clinton LumberKings. Pablo loves pizza from Casey's General Store (a convenience store/gas station chain with locations in 16 states that is headquartered in Ankeny, IA) and claims it's the best pizza in the country. He's also a big fan of HyVee's store-branded Chinese food. When asked if he knows what Menards is, Pablo immediately responded by singing the "save big money at Menards" jingle from the store's commercials.

2018: Began season at Jacksonville, making eight starts with a 1-2 record and 0.62 ERA (43.2 IP, 3 ER)...earned Southern League All-Star honors, but did not participate in the game due to promotion to Triple-A New Orleans on June 6...recalled by Miami on June 30 and made major league debut that night against the New York Mets...limited New York to two runs on six hits and a walk (intentional), while striking out five over 6.0 innings...at the time of promotion, ranked sixth among all full season minor league pitchers in ERA (1.44) and WHIP (0.93), and 12th in opponent batting average...became 12th starter in Marlins history to earn a win in major league debut...the night before his debut, Sandy Alcantara made his first career major league start and also earned a win...became first set of teammates to earn wins in their first career starts in consecutive days since April 9-10, 2012, when Yu Darvish and Neftali Feliz each made their first career starts with the Rangers...the last National League team to have such a duo was the Reds on April 15-16, 1967 with Gary Nolan and Mel Queen (per Stats LLC)...recorded first major league hit on July 10 vs. Milwaukee, a single to left field off Jhoulys Chacin...appeared as a pinch-hitter twice...in his final pinch-hit appearance, on July 15 vs. Philadelphia, he singled, marking Miami's first pinch-hit by a pitcher since a two-run double by José Fernández on July 1, 2016 at Atlanta.

2017: Spent season at High-A level in Seattle and Miami organizations, making 19 appearances (18 starts) for Modesto Nuts to start season and 8 appearances (6 starts) for Jupiter Hammerheads following July 20 trade...set career highs with 8.0 innings pitched and nine strikeouts on July 7 at San Jose, allowing just one run on two hits and picking up final win in Seattle organization...made Jupiter debut on July 26 vs. Florida, allowing 2 runs on 7 hits and a walk over 6.0 innings, with 6 strikeouts.

2016: Spent season with Low-A Clinton (Seattle)...made 17 appearances (13 starts), going 6-1, 1.88 ERA (71.2 IP, 15 ER) in his starts...tossed at least 6.0 innings in eight of his starts.

2015: Returned from right elbow surgery in late June and made 12 appearances for the AZL Mariners...had second-lowest walks-per-9.0 innings rate among AZL relievers (0.98).

2014: Missed season following Tommy John surgery on November 11, 2013.

2013: Made professional debut with Venezuelan Summer League Mariners on May 23 vs. VSL Detroit...finished campaign second in VSL in WHIP (0.93) and opponent average (.209), and fourth in wins and ERA...picked up first career win in his second start, on May 29 vs. VSL Tampa Bay, tossing 5.0 shutout innings (1 hit, 4 strikeouts).

PROFESSIONAL: Originally signed by Seattle as international free agent on July 4, 2013; signed by scouts Bob Engle and Emilio Carrasquel...acquired by Miami along with outfielder Braynan Hernandez, right-handed pitcher Brandon Miller, and right-handed pitcher Lukas Schiraldi from Seattle in exchange for right-handed pitcher David Phelps on July 20, 2017...acquired by Minnesota from Miami on January 20, 2023 with outfielder Byron Chourio and infielder Jose Salas, in exchange for infielder/outfielder Luis Arraez...signed a four-year contract extension with Minnesota through the 2027 season on April 21, 2023.

LÓPEZ'S BATTING RECORD

BATTING	AVG	AB	R	H	2B	3B	HR	RBI	SH	SF	HBP	BB	SO	SB	OBP	OPS
Career	.131	84	11	4	0	0	0	3	4	0	0	1	44	0	.141	.320

LÓPEZ'S ALL-STAR GAME RECORD

YEAR	HOST	W-L	ERA	G	GS	CG	SHO	SV	IP	H	R	ER	HR	HB	BB	SO	WP	K/9	BAA
2023	Seattle	0-0	0.00	1	0	0	0	0	1.0	2	0	0	0	0	0	2	0	18.0	.400

LÓPEZ'S WORLD BASEBALL CLASSIC RECORD

YEAR	CLUB	W-L	ERA	G	GS	CG	SHO	SV	IP	H	R	ER	HR	HB	BB	SO	WP	K/9	BAA
2023	Venezuela	1-0	1.93	1	1	0	0	0	4.2	2	1	1	1	0	0	6	0	11.6	.125

LÓPEZ'S CAREER FIELDING RECORD

POSITION	PCT	G	PO	A	E	TC	DP	PB
Pitcher	.965	158	59	80	5	144	7	—

LÓPEZ'S PLAYING RECORD																			
YEAR	CLUB	W-L	ERA	G	GS	CG	SHO	SV	IP	H	R	ER	HR	HB	BB	SO	WP	K/9	BAA
2013	VZL Mariners	7-1	2.57	12	12	0	0	0	66.2	51	25	19	2	5	11	38	5	5.1	.209
2014 INJURED - DID NOT PITCH																			
2015	VZL Mariners	2-1	3.13	12	3	0	0	0	37.1	37	20	13	1	3	6	26	3	6.3	.248
2016	Clinton	7-1	2.13	17	13	0	0	0	84.1	68	22	20	4	3	9	56	3	6.0	.219
2017	Modesto	5-8	5.04	19	18	0	0	0	100.0	113	63	56	6	2	13	89	7	8.0	.279
	Jupiter	0-3	2.18	8	6	0	0	0	45.1	42	13	11	0	5	7	32	3	6.4	.251
2018	Jacksonville	1-2	0.62	8	8	0	0	0	43.2	30	6	3	3	1	8	51	3	10.5	.184
	New Orleans	1-1	3.38	4	4	0	0	0	18.2	16	9	7	3	3	4	15	2	7.2	.222
	MIAMI	2-4	4.14	10	10	0	0	0	58.2	56	28	27	8	4	18	46	2	7.1	.252
2019	Jacksonville	0-3	21.6	3	3	0	0	0	5.0	13	12	12	3	1	4	6	2	10.8	.464
	New Orleans	0-0	1.93	2	2	0	0	0	9.1	10	3	2	0	0	3	10	0	9.6	.278
	MIAMI	5-8	5.09	21	21	0	0	0	111.1	111	64	63	15	11	27	95	6	7.7	.261
2020	MIAMI	6-4	3.61	11	11	0	0	0	57.1	50	27	23	4	2	18	59	0	9.3	.230
2021	Jacksonville	0-0	0.00	2	2	0	0	0	5.0	1	0	0	0	1	0	5	0	9.0	.067
	MIAMI	5-5	3.07	20	20	0	0	0	102.2	89	37	35	11	7	26	115	3	10.1	.233
2022	MIAMI	10-10	3.75	32	32	0	0	0	180.0	157	78	75	21	8	53	174	4	8.7	.234
2023	MINNESOTA	11-8	3.66	32	32	1	1	0	194.0	176	81	79	24	9	48	234	7	10.9	.238
2024	MINNESOTA	15-10	4.08	32	32	0	0	0	185.1	180	90	84	26	8	41	198	3	9.6	.252
Minor League Totals		23-20	3.10	87	71	0	0	0	415.1	381	173	143	22	24	65	328	28	7.1	.240
Major League Totals		54-49	3.91	158	158	1	1	0	889.1	819	405	386	109	49	231	921	25	9.3	.243

LÓPEZ'S WILD CARD RECORD																			
YEAR	OPPONENT	W-L	ERA	G	GS	CG	SHO	SV	IP	H	R	ER	HR	HB	BB	SO	WP	K/9	BAA
2023	Toronto	1-0	1.59	1	1	0	0	0	5.2	5	1	1	0	1	2	3	0	5.8	.227

LÓPEZ'S DIVISION SERIES RECORD																			
YEAR	OPPONENT	W-L	ERA	G	GS	CG	SHO	SV	IP	H	R	ER	HR	HB	BB	SO	WP	K/9	BAA
2020	Atlanta	0-1	3.60	1	1	0	0	0	5.0	3	2	2	2	0	0	7	0	12.6	.158
2023	Houston	1-0	0.00	1	1	0	0	0	7.0	6	0	0	0	0	1	7	1	9.0	.231
Division Series Totals		1-1	1.50	2	2	0	0	0	12.0	9	2	2	2	0	1	14	1	10.5	.200

LÓPEZ'S PROFESSIONAL INJURED LIST HISTORY																			
DATES		INJURY										LEVEL							
July 14-end of 2021 season.....		Right Rotator Cuff Strain										Miami.....							
June 16-August 26, 2019.....		Right Shoulder Strain.....										Miami.....							
September 1-end of 2018 season		Right Shoulder Strain										Miami.....							
April 5-21, 2018.....		Right Elbow Contusion.....										Double-A Jacksonville							



»» Pablo is one of the clubhouse leaders and like to keep things light, seen above rolling Zebby Matthews in a laundry cart into the clubhouse showers for a celebratory beer shower following Zebby's first career win in his debut on August 13, 2024.



16

AUSTIN MARTIN

UTL

H/W: 5-11/192

B/T: R/R

OPENING DAY AGE: 26

BORN: 3/23/1999 in Deland, FL

RESIDES: Fort Myers, FL

ACQUIRED: Trade with TOR, 7/30/21

M.L. SERVICE: 154 days

OPTIONS USED: 1 of 3

CONTRACT STATUS: Signed thru 2025

PERSONAL: Christopher Austin Martin...X: @austin_martin99...Instagram: @austin_martin99...played high school baseball at Trinity Christian Academy in Jacksonville, FL...was teammate and roommate of Twins infielder Royce Lewis on the Team USA 15U squad that finished second at the 2014 World Baseball Softball Confederation (WBSC) World Cup in Mexico...attended Vanderbilt University from 2018-2020...worked out in the 2021-22 offseason at a facility near St. Thomas University in Florida; among the folks he worked out with were Juan Soto and Brandon Nimmo...likes to fish, hang out with his friends, play video games and go to the beach in his spare time—describes himself as a "go with the flow" kind of guy, when it comes to plans...learned to play the ukulele during 2020 pandemic...favorite cartoon growing up was SpongeBob SquarePants or Dora the Explorer...go-to breakfast would be eggs, sausage and a biscuit...his role models are his parents...secret talent is that he is ambidextrous...his favorite type of workout is any that doesn't include endurance running...his top bucket-list item would be to try skydiving...he claims that Jason Momoa would play him in a movie and that he would be a good Aquaman...his most passionate charitable cause would be anything that includes giving to underprivileged kids - "Just being around that my whole life and seeing that, it's sad to see how some people start life with a bit of a disadvantage. Just trying to do as much and help as much as I can there would be great."...participated in 2023, '24 and '25 TwinsFest at Target Field...debuted wearing number 82 in 2024 but switched to number 16 over 2024-25 offseason...went on 2025 Twins Winter Caravan in January along with Zebby Matthews, Justin Morneau and Cory Prokus; traveled to Rochester (MN), La Crosse (WI), Welch (MN), St. Cloud (MN) and Fargo (ND).

CAREER HIGHLIGHTS: Versatile player that can play centerfield, second base, shortstop and leftfield; some third base...earned Major League Baseball's Electric Play of the Week after robbing Shea Langeliers of what would have been a game-tying homer on June 16, 2024 vs. Oakland...made major league debut on March 30, 2024 at Kansas City...recorded first career major league hit on April 9, 2024 vs. Los Angeles-NL, doubling off Tyler Glasnow...hit first career home run on April 21, 2024 vs. Detroit, a solo shot in the ninth inning off Alex Faedo...came to Twins organization from Toronto in José Berrios trade at 2021 deadline...ranked number nine prospect in Twins organization entering 2024 by *Baseball America*...ranked as 12th-best prospect in Twins system by MLB.com entering 2023...ranked as the No. 47 prospect in baseball by *Baseball America* and 52nd by MLB.com (second in Twins system) entering the 2022 season...sued up for the American League at the 2021 SiriusXM All-Star Futures Game at Coors Field; went 1-for-1 with an RBI and a walk after entering the game as a sub...selected by Toronto fifth overall in the 2020 First-Year Player Draft.

2024:

- Was in Twins spring training for third straight season and optioned to Triple-A St. Paul on March 12.
- Spent majority of season as one of Minnesota's utility players...had four stints with Twins, going back and forth to St. Paul for most of season.
- Did not appear for Saints to start season and was recalled by Minnesota on March 30...replaced Royce Lewis after he was injured on Opening Day.
- Made major league debut on March 30 at Kansas City, entering game as pinch runner and finishing game in leftfield.
- Recorded first career major league hit on April 9 vs. Los Angeles-NL, doubling off Tyler Glasnow.
- Recorded first career RBI during Game 1 of doubleheader on April 13 at Detroit.
- Hit safely in season-long seven-straight games for Twins from April 13 (Game 1)-21.
- Hit first career home run on April 21 vs. Detroit, a solo shot in the ninth inning off Alex Faedo.
- Stole first career base on April 26 at Los Angeles-AL.
- Earned Major League Baseball's Electric Play of the Week after robbing Shea Langeliers of what would have been a game-tying homer on June 16 vs. Oakland.
- Placed on 10-day Injured List with right oblique strain on July 7; reinstated on July 20.
- Hit first career triple on August 3 vs. Chicago-AL.
- Recorded second career two-double game on August 21 at San Diego...also recorded career-high three RBI.
- Optioned to Triple-A St. Paul on September 11 (Byron Buxton reinstated from IL).
- Combined to hit .268 (84-for-313) with 20 doubles, one triple, two home runs, 26 RBI, 60 runs scored, 48 walks, a .373 on-base percentage and a .731 OPS in 117 games between St. Paul and Minnesota.
- With Minnesota, played 39 games (32 starts) in centerfield, 38 games (24 starts) in rightfield and 14 games (10 starts) at second base.

CAREER HIGHS

Hits: 2, 13x, last 8/24/24 vs. STL

RBI: 3, 8/21/24 at SD

HR: 1, 4/21/24 vs. DET

GS: -

SB: 1, 7x, last 7/31/24 at NYM

Hit-Streak: 7, 4/13-21/24

WALK-OFF HITS/PA

None

MULTI-HR GAMES

None



AL ROOKIE LEADERS

GAMES PLAYED IN 2024

1. Colton Cowser, BAL.....	153
2. Cedanne Rafaela, BOS.....	152
3. Colt Keith, DET.....	148
4. Nolan Schanuel, LAA.....	147
5. Brayan Rocchio, CLE.....	143
6. Wyatt Langford, TEX.....	134
7. Max Schuemann, OAK.....	133
8. Willyer Abreu, BOS.....	132
9. Austin Wells, NYY.....	115
10. Wenceel Perez, DET.....	112
11. David Hamilton, BOS.....	98
12. Spencer Horwitz, TOR.....	97
13. Austin Martin, MIN.....	93



* Stayed in St. Paul after conclusion of Saints' season and continued workouts to be ready for major league club in final week of Twins' season.

* Recalled by Minnesota on September 25 (Matt Wallner - IL).

2023: Was in Twins spring training as non-roster invite for second straight season but did not play due to a sprained UCL in right elbow...reassigned to minor league camp on March 7 and began season on Triple-A St. Paul's 7-day Injured List with a right elbow sprain...played eight games on rehab assignment with FCL Twins and Low-A Fort Myers and reinstated on July 3...reached base in season-long 23-straight games from July 30-August 30, slashing .359/.485/.577 in that span...named Twins minor league Player of the Week on August 20, hitting .353 (6-for-17) with three home runs, nine RBI, an .882 slugging percentage and a 1.304 OPS for the Saints...stole season-high two bases three times on season: August 2 at Columbus, August 26 at Omaha and September 16 at Iowa...was successful in season-high seven consecutive stolen base attempts from August 23-September 16...drew three walks in consecutive games on September 14 and 15 at Iowa...finished August with 17 walks in 100 plate appearances (.460 OBP)...named Twins minor league Player of the Month for August, hitting .329 (26-for-79) with five doubles, four home runs, 15 RBI, 18 runs scored, 11 stolen bases (13 chances), a .460 on-base percentage, a .544 slugging percentage and a 1.004 OPS in 23 games for the Saints...in final 49 games from July 19-end of season, hit .289 (48-for-166) with eight doubles, six home runs, 27 RBI, 30 runs scored and an .861 OPS...played 35 games (33 starts) at second base for Saints, 12 games (all starts) in leftfield and 11 games (10 starts) in centerfield...hit .268 (49-for-183) with an .819 OPS vs. right-handed pitching and .229 (11-for-48) with a .627 OPS vs. left-handed pitching...ranked third on Saints in stolen bases (16)...named by *Baseball America* as having the best strike-zone discipline in the Twins system...added to Twins' 40-man roster on November 14...ranked number nine prospect in Twins organization entering 2024 by *Baseball America*.

MARTIN MATERIAL

Favorite thing you did this last offseason? "It was just my favorite thing to do every offseason, which is just go and travel with the family and spend time with the family during the holidays."

What is your favorite baseball memory growing up? "Probably my first home run, just because I had been waiting so long for it. I remember hitting it and my parents weren't at the game, so we're in the dugout and I asked my coach if I could grab my phone and call them and tell them."

What's the significance behind your uniform number? "Not too much significance behind my uniform number besides the fact that it's just what I used in college, and I had a lot of success there so hopefully there's a lot of this in that number."

Most influential person in your life pertaining to baseball? "Probably my strength coach in high school, Ryan Keith."

Favorite Twins players growing up? "I'm gonna be honest, I didn't have any favorite Twins players growing up. I barely had any favorite players growing up."

Favorite memory from minor league days? "I have a ton of great memories. I can't even label one specifically. Just all the bus rides. 14, 18-hour bus rides, just being on there with the boys just hanging out."

If you retired from baseball tomorrow, what would you do as a job or hobby? "I would probably go to school to be an air traffic controller like my dad or join the military."

What would be your go-to meal if you were trying to impress someone? "I would probably make my famous chicken fajitas."

2022: Was in Twins spring training as a non-roster invite for the first time in career...reassigned to minor league camp March 26 and began season with Double-A Wichita...stole career-high four bases in four chances April 15 at Northwest Arkansas...reached safely five times in six plate appearances April 16 at Northwest Arkansas, going 3-for-4 with two walks...reached safely in season-long 13-straight games for Wind Surge from May 8-24 (.419 on-base percentage)...reached safely nine times in 10 plate appearances over two games from June 28-29 at Springfield, including a season-high tying five times on June 29 (3 hits, 2 walks)...placed on 7-day Injured List July 5 with a left elbow sprain...played in two games on rehab assignment with FCL Twins and reinstated on August 17...stole three bases in three chances August 23 at Frisco...drew multiple walks in a game 11 times on season, including a season-high of three done three times: April 15 at Northwest Arkansas, June 28 at Springfield and September 27 vs. Frisco...hit .245 (61-for-249) with a .325 slugging percentage vs. right-handed pitching, compared to .232 (22-for-95) with a .295 slugging percentage vs. left-handed pitching...played 70 games (67 starts) at shortstop for the Wind Surge, seven games (all starts) at second base, seven games (all starts) in centerfield, and one start in both left and rightfield...ranked second on Wind Surge in stolen bases (34), third in walks (47) and games (90), and fourth in hits (81) and runs scored (59)...ranked fifth in Texas League in stolen bases (34)...caught stealing just five times on season for an 87.2 success rate...played for Glendale in the Arizona Fall League, hitting .374 (31-for-83) with six doubles, one home run, 11 RBI, and a .936 OPS...named AFL Hitter of the Week from October 10-15, slashing .611/.619/.889 with a 1.508 OPS, 15 total bases and two steals...played 12 games at shortstop and five games in centerfield while at the AFL...ranked as 12th-best prospect in Twins system by MLB.com, entering 2023.

2021: Listed by *Baseball America* as Toronto's second-best prospect and MLB's 19th-overall prospect heading into the 2021 season...ranked 22nd overall by MLB Pipeline...was an invite to Toronto's spring training...reassigned to minor league camp and began season at Double-A New Hampshire...recorded season-high five hits (6 at-bats) June 19 vs. Hartford while playing for New Hampshire, including two doubles and four RBI...placed on 7-day Injured List with a concussion June 25; reinstated July 2...played for the American League Team in the SiriusXM Futures Game July 11 at Coors Field...entered the game late and went 1-for-1 with a single, a walk and one RBI...acquired by Minnesota via trade along with right-handed pitcher Simeon Woods Richardson, in exchange for right-handed pitcher José Berrios at the trade deadline July 30...reached base in 17-straight games between New Hampshire and Wichita from July 16-August 11, posting a .557 on-base percentage in that span (20 hits, 16 walks)...combined to hit .270 (89-for-330) with 18 doubles, two triples, five home runs, 34 RBI, 67 runs scored, 60 walks, 14 stolen bases, a .414 on-base percentage and a .796 OPS between New Hampshire and Wichita...hit .275 (22-for-80) against left-handed pitching and .269 (67-for-249) against right-handed pitching...played 46 games (all starts) at shortstop between both clubs...reached base safely in 80 of 93 games played between both clubs...posted a .414 on-base percentage on the season, which would have led all of Double-A had he posted enough plate appearances to qualify...ranked tied for ninth among all Double-A players in walks (60)...ranked by *Baseball America* as top prospect, best strike-zone discipline and best defensive outfielder in Twins organization following season...ranked 52nd-best prospect in baseball by MLB.com, entering 2022 and second in Twins system.

2020: Ranked as the second-overall prospect by both MLB Pipeline and *Baseball America* heading into the 2020 First-Year Player Draft...joined Toronto for Summer Camp at Rogers Centre in July...spent the regular season at the club's alternate training site in Dunedin, FL.

AMATEUR CAREER: Played three seasons at Vanderbilt University from 2018-20...hit .377 (20-for-53) with six doubles, three home runs and 11 RBI over 16 games in the shortened 2020 college season...posted a .507 on-base percentage as he drew 10 walks and was hit by a pitch five times while striking out just twice...hit .392 with a .507 on-base percentage in his junior year in 2019 for the Commodores...part of Vanderbilt's College World Series championship team in 2019, a season in which he led all NCAA Division I batters in runs (87), while topping the Southeastern Conference in batting average (.392) and on-base percentage (.486)...his 87 runs scored set a Vanderbilt single-season record...named to the 2019 All-SEC First Team and the SEC All-Defensive Team...a year earlier, claimed 2018 Collegiate Baseball Freshman All-America honors.

PROFESSIONAL: Selected by Toronto in the first round (5th overall) in the 2020 First-Year Player Draft; signed by Blue Jays scout Nate Murrie...originally selected by Cleveland in the 37th round in 2017 but did not sign...acquired by Minnesota on July 30, 2021, alongside Simeon Woods Richardson in exchange for José Berrios.

MOVIN' ALL OVER

Austin embraces the super utility role and claims to be comfortable all over the diamond. Signed with Vanderbilt University as a middle infielder out of high school but played all over the place during his time in college - mostly in leftfield. Didn't play nearly as much middle infield even though he was "drafted as a shortstop" by Toronto.

MARTIN'S PLAYING RECORD

YEAR	CLUB	AVG	G	AB	R	H	2B	3B	HR	RBI	SH	SF	HBP	BB	SO	SB	CS	OBP	OPS
2020	SPENT SEASON AT TORONTO'S ALTERNATE TRAINING SITE																		
2021	New Hampshire	.281	56	196	43	55	10	2	2	16	0	3	14	37	53	9	3	.424	.807
	Wichita	.254	37	134	24	34	8	0	3	19	0	1	10	23	30	5	1	.399	.779
2022	FCL Twins	.250	2	8	1	2	1	0	0	3	0	0	0	2	1	1	1	.400	.775
	Wichita	.241	90	336	59	81	13	3	2	32	0	2	21	47	54	34	5	.367	.683
2023	FCL Twins	.429	3	7	2	3	0	0	1	1	0	0	1	2	1	2	0	.600	1.457
	Fort Myers	.158	5	19	0	3	0	0	0	1	0	0	0	1	2	1	0	.200	.358
	St. Paul	.263	59	205	33	54	11	0	6	28	1	3	7	36	43	16	4	.387	.791
2024	St. Paul	.305	28	95	19	29	4	0	1	10	0	3	4	28	15	8	1	.469	.848
	MINNESOTA	.253	93	233	41	59	18	1	1	16	2	0	2	20	47	7	3	.318	.670
Minor League Totals		.261	280	1000	181	261	47	5	15	110	1	12	57	176	199	76	15	.397	.760
Major League Totals		.253	93	233	41	59	18	1	1	16	2	0	2	20	47	7	3	.318	.670

MARTIN'S CAREER FIELDING RECORD

POSITION	PCT	G	PO	A	E	TC	DP	PB
Second Base	1.000	14	15	19	0	34	3	—
Leftfield	1.000	40	47	1	0	48	0	—
Centerfield	.987	40	77	0	1	78	0	—
Totals	.994	94	139	20	1	160	3	—

MARTIN'S PROFESSIONAL INJURED LIST HISTORY

DATES	INJURY	LEVEL
July 7-20, 2024	Right Oblique Strain	Minnesota
March 31-July 3, 2023	Right Elbow Sprain	Triple-A St. Paul
July 5-August 17, 2022	Left Elbow Sprain	Double-A Wichita
June 25-July 2, 2021	Concussion	Double-A New Hampshire



»» Austin participated in the traditional Wrigley Field rookie coffee run when the Twins visited the north side of Chicago from August 5-7 of last season. Along with teammates (L to R) Matt Wallner, Brooks Lee, David Festa, (Martin) and Simeon Woods Richardson, the group walked across the street to Starbucks and purchased roughly 20-25 coffees for veteran teammates and staff for about \$150. The order was paid by Twins starting pitcher Pablo López.



52

ZEBBY MATTHEWS

RHP

H/W: 6-3/231 **B/T:** R/R
OPENING DAY AGE: 24
BORN: 5/22/2000 in Cullowhee, NC
RESIDES: Johnson City, TN

ACQUIRED: 8th RD, 2022 MLB Draft
M.L. SERVICE: 48 days
OPTIONS USED: 0 of 3
CONTRACT STATUS: Signed thru 2025

PERSONAL: Daniel Zebulon Matthews...X: @ZebbyMatthews...Instagram: @zeby_m...he and his wife, Kendall, were married in November 2023 in Cashiers, NC...the couple are high school sweethearts and went to their senior prom together...attended Smoky Mountain High School in Sylva, NC...began collegiate career at Walters State Community College in 2019...transferred to Western Carolina University, where he pitched from 2020-22, going 13-9, 3.58 ERA (183.1 IP, 73 ER), with 30 walks and 211 strikeouts in 35 games (24 starts)...has always gone by "Zebby" and the only people that call him Daniel is his parents when they're angry with him...has two older brothers, Sammy and Chris...Zebby went on 2025 Twins Winter Caravan in January along with Austin Martin, Justin Morneau and Cory Provus; traveled to Rochester (MN), La Crosse (WI), Welch (MN), St. Cloud (MN) and Fargo (ND)...participated in 2025 Twinsfest at Target Field in January.

CAREER HIGHLIGHTS: Named 2024 Jim Rantz Award winner for Twins minor league Pitcher of the Year...ranked by *Baseball America* as fourth-best prospect in Twins system entering 2025...named Texas League All-Star after 2024 season...made major league debut with start on August 13, 2024 vs. Kansas City and earned the win...became first Twins pitcher since Randy Dobnak in 2019 to pitch at four separate levels of the Twins organization, including Minnesota, in one season...was one of three rookies in Twins starting rotation (along with David Festa and Simeon Woods Richardson) in 2024 to be leaned on in final months of club's Postseason push...named 15th-best prospect in Twins system by *Baseball America* and 24th by MLB.com entering 2024.

POSTSEASON CAREER: Has never appeared at major league level.

2024:

- Entered as No. 15 prospect in Twins system per *Baseball America* and No. 24 per MLB.com...also named as having the best fastball and best control among all Twins minor leaguers by *Baseball America*.
- Began season with High-A Cedar Rapids and issued zero walks among four starts for Kernels.
- Named Twins minor league Pitcher of the Week three times on season: April 14 with Cedar Rapids, April 29 with Cedar Rapids and May 12 with Double-A Wichita.
- Named Twins minor league Pitcher of the Month for April, going 3-0, 2.30 ERA (15.2 IP, 4 ER) with no walks and 19 strikeouts in three starts for Kernels.
- Named Midwest League Pitcher of the Week on May 5, making one start against Peoria, tossing 7.0 scoreless innings with three hits allowed, no walks and nine strikeouts.
- Promoted to Double-A on May 6.
- Struck out season-high nine batters in back-to-back starts: May 3 with Cedar Rapids vs. Peoria (7.0 IP) and May 9 with Wichita vs. Arkansas (6.2 IP in his Double-A debut).
- Went 2-1, 1.95 ERA (55.1 IP, 12 ER) with six walks and 63 strikeouts in 10 games (9 starts) for the Wind Surge from May 9-July 9.
- Named Texas League All-Star after season.
- Promoted to Triple-A St. Paul on July 15.
- Made four starts for the Saints from July 21-August 8, going 10-2, 5.68 ERA (19.0 IP, 12 ER).
- Had contract selected by Minnesota on August 13...became first Twins pitcher since Randy Dobnak in 2019 to pitch at four separate levels of the Twins organization, including at Minnesota, in one season.
- Made major league debut on August 13 vs. Kansas City, allowing two runs on five hits in 5.0 innings pitched, with no walks and five strikeouts, while earning the victory...first career strikeout was of Bobby Witt Jr. in first inning...he and David Festa (first win - 6/27 at ARI) became the third pair of rookie starters in Twins history to win their debuts in the same season...the other two were Darrell Jackson and Roger Erickson in 1978, and Kyle Gibson and Andrew Albers in 2013.
- One of three rookies the Twins relied on in five-man rotation down the stretch as club was seeking a Postseason berth (also, David Festa and Simeon Woods Richardson).
- Went 1-1, 3.00 ERA (15.0 IP, 5 ER) with two walks and 13 strikeouts in first three major league starts from August 13-25, but allowed nine runs on 10 hits in 2.0 innings pitched in fourth start on August 31 vs. Toronto.

CAREER HIGHS

IP: 5.0, 4x, last 9/6/24 at KC
SO: 7, 8/25/24 vs. STL
Walks: 3, 9/28/24 vs. BAL
CG: - -
Low-Hit CG: - -
Win-Streak: 1, 8/13/24



MLB PITCHING LEADERS

K/BB AMONG ROOKIES IN 2024 (min. of 35.0 IP)

1. Justin Slaten, BOS	6.44
2. Brant Hurter, DET	6.33
3. Cade Smith, CLE	6.06
4. Mason Miller, OAK	4.95
5. Hunter Gaddis, CLE	4.71
6. Zebby Matthews, MIN	3.91

MLB PITCHING LEADERS

K/9.0 IP AMONG ROOKIES IN 2024 (min. of 35.0 IP)

1. Mason Miller, OAK	14.40
2. Cade Smith, CLE	12.31
3. Tyler Ferguson, OAK	10.87
4. David Festa, MIN	10.77
5. Spencer Arrighetti, HOU	10.61
6. Joe Boyle, OAK	10.57
7. Zebby Matthews, MIN	10.27

- Combined to go 7-7, 3.74 ERA (134.2 IP, 56 ER) with 18 walks, 157 strikeouts and a .243 opponents batting average in 27 games across four levels of Twins organization, including Minnesota.
- Led all minor league pitchers (minimum of 90.0 innings pitched) in strikeout-to-walk ratio (16.29), walks-per-9.0 innings (0.65) and WHIP (0.87) and ranked second in fielding independent pitching (2.31).
- Named Jim Rantz Award winner for Twins minor league Pitcher of the Year...went 6-3, 2.60 ERA (97.0 IP, 28 ER), seven walks, 114 strikeouts, a .212 opponent batting average and a 0.87 WHIP in 18 games (17 starts) in the 2024 minor league season, split among High-A Cedar Rapids (4 games/starts), Double-A Wichita (10 games/9 starts) and Triple-A St. Paul (4 games/starts).
- Ranked by *Baseball America* as fourth-best prospect in Twins system entering 2025...also ranked as having Best Fastball and Best Control...later ranked by same publication as 73rd-best prospect in baseball entering 2025.

2023: Split the season between Low-A Fort Myers and High-A Cedar Rapids...named Twins minor league Pitcher of the Week twice: April 16 and July 30...his 112 strikeouts between two levels ranked sixth among all Twins minor league pitchers and seven wins were tied for fourth most; also tied for fifth in innings pitched (105.1)...posted a 4.91 ERA (3.2 IP, 2 ER), one walk, four strikeouts and a .154 opponent batting average in one appearance for the Kernels in the playoffs.

2022: After being selected by Twins in July draft, reported to Rookie-FCL and made one appearance...transferred to Low-A Fort Myers and made one appearance for Mighty Mussels on September 10.

PROFESSIONAL: Selected by Minnesota in eighth round of 2022 First-Year Player Draft; signed by scout Ty Dawson.

MATTHEWS' PITCHING RECORD

YEAR	CLUB	W-L	ERA	G	GS	CG	SH	SV	IP	H	R	ER	HR	HB	BB	SO	WP	K/9	BAA
2022	FCL Twins	0-0	0.00	1	0	0	0	0	1.0	1	0	0	0	0	0	2	0	18.0	.250
	Fort Myers	0-0	0.00	1	0	0	0	0	2.0	0	0	0	0	0	0	4	0	18.0	.000
2023	Fort Myers	3-1	2.56	8	7	0	0	0	38.2	31	15	11	1	0	5	53	2	12.3	.217
	Cedar Rapids	4-2	4.59	14	13	0	0	0	66.2	65	35	34	13	1	10	59	3	8.0	.248
2024	Cedar Rapids	3-0	1.59	4	4	0	0	0	22.2	17	4	4	1	0	0	28	0	11.1	.202
	Wichita	2-1	1.95	10	9	0	0	0	55.1	36	17	12	2	1	6	63	1	10.3	.180
	St. Paul	1-2	5.68	4	4	0	0	0	19.0	24	12	12	4	1	1	23	1	10.9	.304
	MINNESOTA	1-4	6.69	9	9	0	0	0	37.2	51	31	28	11	2	11	43	1	10.3	.311
	Minor League Totals	13-6	3.20	42	37	0	0	0	205.1	174	83	73	21	3	22	232	7	10.2	.224
	Major League Totals	1-4	6.69	9	9	0	0	0	37.2	51	31	28	11	2	11	43	1	10.3	.311

MATTHEWS' CAREER FIELDING RECORD

POSITION	PCT	G	PO	A	E	TC	DP	PB
Pitcher	.900	9	4	5	1	10	0	—

MATTHEWS' PROFESSIONAL INJURED LIST HISTORY

DATES	INJURY	LEVEL
None.....		

TWINS LONGEST SINGLE-SEASON WINNING STREAKS

GAMES	DATES	OPPOSITION
15.....	June 1-16, 1991.....	Kansas City 2, Baltimore 3, Cleveland 7, New York-AL 3
12.....	September 19-October 3, 1980.....	Chicago-AL 3, Texas 5, Kansas City 4
12.....	April 22-May 4, 2024.....	Chicago-AL 4, Los Angeles 3, Chicago-AL 3, Boston 2
11.....	September 13-24, 2003.....	Houston 1, Chicago-NL 3, Los Angeles-NL 3, Milwaukee 3, Kansas City 1
11.....	June 22-July 3, 2006.....	Cleveland 5, Chicago-AL 3, Detroit 3
10.....	May 19-30, 1963.....	Cleveland 1, Boston 3, Chicago-AL 3, Washington-AL 3
10.....	April 21-May 1, 1985.....	Oakland 5, Seattle 3, Detroit 2
10.....	June 17-27, 2008.....	Washington-NL 3, Arizona 3, San Diego 3, Milwaukee 1
9.....	July 2-10, 1965.....	Kansas City 3, Boston 4, New York-AL 2
9.....	July 10-17, 1969.....	Kansas City 1, Seattle 4, Chicago-AL 4
9.....	September 7-16, 2004.....	Baltimore 2, Detroit 4, Chicago-AL 3
8.....	June 24-July 2, 1963.....	Baltimore 1, Detroit 4, Washington-AL 3
8.....	June 28-July 5, 1967.....	Boston 1, Washington-AL 3, New York-AL 4
8.....	April 26-May 4, 1969.....	Chicago-AL 4, Kansas City 2, Seattle 2
8.....	July 28-August 2, 1976.....	Texas 3, Oakland 5
8.....	July 2-9, 1978.....	Chicago-AL 1, Milwaukee 3, Oakland 4
8.....	May 22-29, 1988.....	Texas 2, Kansas City 3, Detroit 3
8.....	June 11-20, 2006.....	Baltimore 1, Boston 3, Pittsburgh 3, Houston 1
8.....	July 14-21, 2006.....	Cleveland 4, Tampa Bay 4
8.....	July 24-August 1, 2010.....	Baltimore 2, Kansas City 3, Seattle 3
8.....	June 11-21, 2011.....	Texas 2, Chicago-AL 2, San Diego 3, San Francisco 1



51

DARREN McCAUGHAN

NON-ROSTER INVITE

RHP**H/W:** 6-1/185**B/T:** R/R**OPENING DAY AGE:** 29**BORN:** 3/18/1996 in Long Beach, CA**RESIDES:** Long Beach, CA**ACQUIRED:** Signed as minor league free agent, 12/4/24**M.L. SERVICE:** 63 days**OPTIONS USED:** 3 of 3**CONTRACT STATUS:** Signed thru 2025

PERSONAL: Darren Scott McCaughan (pronounced mih-CACK-en)...Instagram: @dmac2...graduated from Los Alamitos High School in 2014...spent three seasons at Long Beach State University, 2015-17...was a member of Team USA's 2016 Collegiate National Team.

CAREER HIGHLIGHTS: Twins mark fourth organization (Seattle - 2017-23, Miami - 2024 & Cleveland - 2024)...recorded first major league save on September 26, 2024 at Target Field (with Miami)...made major league debut in relief on July 21, 2021 at Colorado (5.0 IP, 0 H, 1 R, 1 ER, 3 BB)...became the seventh player all-time to throw at least 5.0 innings without allowing a hit in his ML debut...also the first to ever do it without recording a strikeout...made first career start on July 26, 2021 vs. Houston (ND, 4.0 IP, 8 H, 7 R, 7 ER, 1 BB, 2 SO, 1 HB)...named Texas League Pitcher of the Year in 2019 with Arkansas...named Texas League Mid- and Postseason All-Star in 2019...named 2018 MiLB.com Organizational All-Star with Seattle...also named Cal League Midseason All-Star in 2018.

POSTSEASON CAREER: Has never appeared at major league level.

2024:

- Began January/February with Seattle but was designated for release or assignment on February 7 and acquired by Miami via trade on February 9, in exchange for cash considerations.
- Began season with Triple-A Jacksonville and appeared in five games for the Jumbo Shrimp before being recalled by Marlins on May 3.
- Made one appearance for the Marlins on May 4...was designated for release or assignment on May 5 and acquired via trade by Cleveland on May 9, in exchange for cash considerations...reported to Triple-A Columbus.
- Pitched in six games for the Clippers from May 16-June 13 and was recalled by Cleveland on June 19.
- Pitched 4.0 innings in relief for Cleveland on June 28 at Kansas City, the most for a Guardians reliever on season; also walked four, setting season-high for a Guardians reliever.
- DFA'd by Cleveland on June 30 and claimed off waivers by Miami on July 7, spending the rest of the season in Marlins organization.
- Finished season on Marlins roster and made seven appearances from September 1-28.
- Recorded saves in final two appearances, the first two saves of major league career: September 26 at Minnesota and September 28 at Toronto.
- At all stops on season, combined to go 5-4, 5.22 ERA (127.2 IP, 74 ER) with 45 walks and 120 strikeouts in 29 games (22 starts).

2023: Recorded a team-high six strikeouts by a reliever over 3.0 innings pitched on May 30 vs. NYY...pitched in the Majors on April 17 for the first time since the 2021 season...last optioned to Triple-A Tacoma on Aug. 22...ended the season in Tacoma, where he went 7-8 with a 5.83 ERA (90 ER/139.0 IP)...recorded 130 strikeouts and 44 walks over 25 appearances.

2022: Spent the entire season with Triple-A Tacoma, going 8-9 with a 4.55 ERA (78 ER/154.1 IP) with 42 walks and 141 strikeouts in 28 starts...named Pacific Coast League Pitcher of the Week (June 19).

2021: Spent the majority of the season with Triple-A Tacoma (Seattle)...also made one start with Double-A Arkansas on May 5 and made Major League debut on July 21 with Seattle...named Triple-A West Pitcher of the Week on July 11 (7.0 IP, 3 R, 0 R, 0 ER, 0 BB, 4 SO, 1 HB)...selected by Seattle on July 21 and optioned to Triple-A on July 27...made ML debut in relief on July 21 at Colorado (5.0 IP, 0 H, 1 R, 1 ER, 3 BB)...became the 7th player all-time to throw at least 5.0 innings without allowing a hit in his ML debut...also the first to ever do it without recording a strikeout...made first career start on July 26 vs. Houston (ND, 4.0 IP, 8 H, 7 R, 7 ER, 1 BB, 2 SO, 1 HB)...outrighted to Triple-A Tacoma on Oct. 22.

2020: Did not pitch professionally due to COVID-19 pandemic.

2019: Split season between Double-A Arkansas (April 4-July 15) and Triple-A Tacoma (July 16-end of season), in Seattle organization...named Texas League Pitcher of the Year, going 7-5 with a 2.89 ERA (102.2 IP, 33 ER) in 17 starts with Double-A Arkansas...named Texas League Midseason All-Star and the starting pitcher for the North Division...earned the Texas League Pitcher of the Week award on April 14 (2 GS, 12.0 IP, 0 R, 7 H, 0 BB, 14 K).

CAREER HIGHS

IP: 5.0, 2x, last 9/12/24 at WAS**SO:** 6, 5/30/23 vs. NYY**Walks:** 4, 6/28/24 at KC**CG:** --**Low-Hit CG:** --**Win-Streak:** --

2018: Spent majority of the season with High-A Modesto (Seattle), but also made two starts with Tacoma...led the California League with a 3.05 ERA, while also ranking T-4th in WHIP (1.31), 5th in opponent batting average (.275), T5th in starts (25), T-6th in innings pitched (138.2) and T-7th in strikeouts (129). Named to the California League Northern Division All-Star team, but did not pitch...named MiLB.com organization All-Star, California League Midseason All-Star California League Pitcher of the Week (July 29).

2017: Began professional career with the AZL Mariners.

PROFESSIONAL: Originally selected by Seattle in 12th round of 2017 First-Year Player Draft; signed by scout Gary Palchett...acquired by Miami from Seattle in exchange for cash considerations on February 9, 2024...designated for release or assignment by Marlins on May 5, 2024 and purchased by Cleveland on May 9...DFA'd by Guardians on June 30 and claimed by Miami on July 7, 2024...elected free agency on November 1, 2024 and signed by Minnesota as minor league free agent with spring training invite on December 4, 2024.

MCCAUGHAN'S PITCHING RECORD																			
YEAR	CLUB	W-L	ERA	G	GS	CG	SH	SV	IP	H	R	ER	HR	HB	BB	SO	WP	K/9	BAA
2017	AZL Mariners	0-1	3.75	9	0	0	0	2	12.0	9	5	5	0	1	3	18	1	13.5	.205
2018	Modesto	6-10	3.05	25	25	0	0	0	138.2	152	61	47	6	11	30	121	6	7.9	.275
	Tacoma	1-1	3.48	2	2	0	0	0	10.1	10	4	4	1	0	7	8	0	7.0	.256
2019	Arkansas	7-5	2.89	17	17	0	0	0	102.2	103	35	33	13	2	10	89	3	7.8	.258
	Tacoma	0-6	8.06	9	9	1	0	0	41.1	55	40	37	11	4	11	36	0	7.8	.313
2020	DID NOT PLAY - NO MINOR LEAGUE SEASON																		
2021	Arkansas	0-1	3.18	1	1	0	0	0	5.2	6	2	2	0	0	0	6	0	9.5	.286
	Tacoma	5-4	4.53	20	20	0	0	0	115.1	111	61	58	20	7	17	99	1	7.7	.251
	SEATTLE	0-0	8.00	2	1	0	0	0	9.0	8	8	8	3	1	4	2	0	2.0	.250
2022	Tacoma	8-9	4.55	28	28	0	0	0	154.1	140	82	78	22	9	42	141	2	8.2	.238
2023	Tacoma	7-8	5.83	25	25	1	0	0	139.0	154	98	90	30	10	44	130	5	8.4	.277
	SEATTLE	0-0	5.40	3	0	0	0	0	5.0	7	5	3	1	0	3	10	0	18.0	.292
2024	Columbus	3-0	5.06	6	6	0	0	0	32.0	29	20	18	6	0	12	33	0	9.3	.232
	CLEVELAND	0-0	9.00	2	0	0	0	0	6.0	9	6	6	2	0	6	1	1	1.5	.391
	Jacksonville	2-4	4.53	11	11	0	0	0	53.2	49	33	27	7	2	18	59	1	9.9	.237
	MIAMI	0-0	5.75	10	5	0	0	2	36.0	44	26	23	7	6	9	27	1	6.8	.297
Minor League Totals		39-49	4.46	153	144	2	0	2	805.0	818	441	399	116	46	194	740	19	8.3	.260
Major League Totals		0-0	6.43	17	6	0	0	2	56.0	68	45	40	13	7	22	40	2	6.4	.300

MCCAUGHAN'S CAREER FIELDING RECORD								
POSITION	PCT	G	PO	A	E	TC	DP	PB
Pitcher	.857	17	2	4	1	7	0	—

MCCAUGHAN'S PROFESSIONAL INJURED LIST HISTORY		
DATES	INJURY	LEVEL
None.....		

TWINS LONGEST GAMES BY TIME	
9-INNING GAME	EXTRA-INNING GAME
4:19 - July 23, 2017 vs. Detroit	6:26 - May 28, 2017 vs. Tampa Bay (15 innings)
4:11 - July 23, 2016 at Boston	5:56 - April 24, 2016 at Washington (16 innings)
4:10 - August 24, 2014 vs. Detroit	5:47 - May 12, 1972 vs. Milwaukee (22 innings)
4:09 - August 24, 2021 at Boston	5:45 - May 17, 2002 at New York-AL (14 innings)
4:08 - April 9, 2019 at New York-NL	5:45 - June 18, 2019 vs. Boston (17 innings)
4:05 - July 25, 1987 at Toronto	5:42 - June 27, 2019 vs. Tampa Bay (18 innings)
4:07 - August 8, 2021 at Houston	5:40 - August 9, 1967 vs. Washington (20 innings)
4:05 - September 22, 2019 vs. Kansas City	5:24 - September 17, 2022 vs. Cleveland (15 innings)
4:05 - September 21, 2021 at Chicago-NL	5:17 - September 6, 1969 at Oakland (18 innings)
4:03 - July 28, 2021 vs. Detroit	5:13 - April 18, 2018 vs. Cleveland (16 innings)
4:02 - July 21, 2019 vs. Oakland	5:11 - May 1, 2014 (2) vs. Los Angeles-AL (12 innings)
4:01 - August 3, 2014 at Chicago-AL	5:09 - August 16, 2005 at Chicago-AL (16 innings)
4:00 - June 4, 1992 at Texas	5:07 - July 3, 2009 vs. Detroit (16 innings)
4:00 - May 26, 1993 at Oakland	5:03 - July 23, 2019 vs. New York-AL (10 innings)
4:00 - April 22, 2017 vs. Detroit	
4:00 - April 27, 2018 vs. Cincinnati	
4:00 - June 16, 2019 vs. Kansas City	
4:00 - April 12, 2022 vs. Los Angeles-NL	



64

JOSE MIRANDA

IF

H/W: 6-2/222 **B/T:** R/R
OPENING DAY AGE: 26
BORN: 6/29/1998 in Vega Alta, PR
RESIDES: Vega Alta, PR

ACQUIRED: Lottery Round B (73rd overall), 2016 MLB Draft
M.L. SERVICE: 2 years, 118 days
OPTIONS USED: 2 of 3
CONTRACT STATUS: Signed thru 2025

PERSONAL: Jose Francisco Miranda Palacios...daughter, Valentina...Valentina is a big fan of the movie "Encanto", whose music was written by Jose's cousin Lin-Manuel Miranda, best known as the creator of "Hamilton"...ranked as the 113th-best prospect from Puerto Rico in the 2016 First-Year Player Draft by *Baseball America*...was a member of the Team Puerto Rico squad that won a gold medal at the U14 World Championships and a gold medal at the U16 World Championships...won back-to-back MVP awards as a member of the USSSA Elite World Series Championship teams...recognized as the Rookie of the Year at the Liga de Béisbol Juvenil Double-A de Puerto Rico (Double-A Youth Baseball League of Puerto Rico) in 2014...in 2015, was named the champion bat at the Double-A Youth League with a batting average of .664...went on 2023 Twins Winter Caravan, visiting Minneapolis' Southside Village Boys & Girls Club, as well as St. Cloud, MN and Fargo, ND...participated in 2023 and 2024 TwinsFest at Target Field.

CAREER HIGHLIGHTS: Came up through system primarily as third baseman but has worked first base into repertoire...from July 3-6, 2024, hit safely in 12-straight at-bats, tying the AL/NL record shared with Johnny Kling (1902), Pinky Higgins (1938) and Walt Dropo (1952)...also reached base safely in 13-straight plate appearances in that span (1 HBP), setting a new Twins record (1961-present), previously held by Rod Carew (1967), Chuck Knoblauch (1996) and Todd Walker (1998), who each had 11; Miranda's streak was also the longest in the majors since Kevin Youkilis also reached safely in 13-straight plate appearances from July 31-August 2, 2009...named AL Player of the Week in July of 2024...selected to play for Team Puerto Rico in 2023 World Baseball Classic but did not play, remaining in Twins camp with sore throwing shoulder...named AL Rookie of the Month in July 2022...named to 2022 *Baseball Digest* MLB All-Rookie Team...made major league debut on May 2, 2022 at Baltimore...recorded first major league hit on May 3, 2022 at Baltimore, doubling off Bruce Zimmermann...hit first major league home run on May 6, 2022 vs. Oakland, off Zach Logue...ranked as third-best prospect (95th in baseball) in Twins organization per MLB.com entering 2022...also ranked as 90th-best prospect in baseball per *Baseball America*...named winner of 2021 Sherry Robertson Award as Twins Minor League Player of the Year...hit 30 home runs in 2021, tops among Twins minor leaguers; first Twins minor leaguer to hit 30 since Daniel Palka in 2016 (34 HR)...also became first Twins minor leaguer with at least 30 doubles and 30 homers since Adam Brett Walker (31 2B, 31 HR) in 2015...was a 2021 *Baseball America* Minor League All-Star...named MiLB.com organization All-Star in 2017 and 2018...was Appalachian League Postseason All-Star in 2017.

POSTSEASON CAREER: Has never appeared at major league level.

2024:

- * Was in Twins spring training for fourth-straight season and optioned to Triple-A St. Paul on March 18, where he began season.
- * Played in seven games for Saints from March 30-April 6 and was recalled by Minnesota on April 7.
- * Recorded three hits off the bench on May 1 at Chicago-AL, replacing Byron Buxton, who exited with right knee injury...12th time in club history for a player with at least three hits off the bench, first since Williams Astudillo (4/5/21 at DET).
- * Hit first career triple on June 5 at New York-AL, in his 211th career game...tripled three more times on season: August 13 vs. Kansas City, August 18 at Texas and September 7 at Kansas City.
- * Finished June hitting .333 (29-for-87) with eight doubles, one triple, three home runs, 20 RBI, eight walks, 10 runs scored, a .388 on-base percentage, a .552 slugging percentage and a .399 OPS in 25 games.
- * From his eighth-inning single on July 3 vs. Detroit to his fourth-inning single on July 6 vs. Houston, hit safely in 12-straight at-bats, tying the AL/NL record shared with Johnny Kling (1902), Pinky Higgins (1938) and Walt Dropo (1952)...also reached base safely in 13-straight plate appearances in that span (1 HBP), setting a new Twins record (1961-present), previously held by Rod Carew (1967), Chuck Knoblauch (1996) and Todd Walker (1998), who each had 11; Miranda's streak was also the longest in the majors since Kevin Youkilis also reached safely in 13-straight plate appearances from July 31-August 2, 2009.
- * Recorded season-high five hits on July 4 vs. Detroit, the 60th time in Twins history for a player to record at least five hits in a game...recorded three doubles on the day.
- * Recorded four hits the next day on July 5 vs. Houston...had 11 hits from July 4-6, scored seven runs and was hit by a pitch...over the last 100 seasons, the only other player to reach those marks over a three-game span is Tim Salmon for the Angels in May 1994.
- * Named American League Player of the Week for all the previous information mentioned, marking the first weekly honor of his career.

CAREER HIGHS

Hits: 5, 7/4/24 vs. DET
RBI: 3, 11x, last 7/4/24 vs. DET
HR: 2, 2x, last 4/26/23 vs. NYY
GS: --
SB: 1, 3x, last 6/28/24 at SEA
Hit-Strike: 7, 6/27-7/2/22

WALK-OFF HITS/PA

7/2/22 vs. BAL (1B)
 7/13/22 vs. MIL (HR)

MULTI-HR GAMES

6/3/22 at TOR
 4/26/23 vs. NYY



AL BATTING LEADERS

BATTING AVERAGE IN 2024 (min. 425 PA)

1. Bobby Witt Jr., KC.....	.332
2. Vladimir Guerrero Jr., TOR.....	.323
3. Aaron Judge, NYY.....	.322
4. Yordan Alvarez, HOU.....	.308
5. Yainer Diaz, HOU.....	.299
6. Jose Altuve, HOU.....	.295
7. Brent Rooker, OAK.....	.293
8. Steven Kwan, CLE.....	.292
9. Juan Soto, NYY.....	.288
10. Jarren Duran, BOS.....	.285
11. Jose Miranda, MIN.....	.284

- Hit safely in career-best 13-straight games from June 26-July 10 (Game 1).
- Placed on 10-day Injured List on July 14 with a lower back strain...played in two games on rehab assignment with Triple-A St. Paul and reinstated on July 27.
- Played shortstop for first time in major league career on August 31 vs. Toronto...replaced Willi Castro, who exited as the Twins were down 13-0.
- Hit .333 (56-for-168) with a .902 OPS in 47 day games, compared to .249 (58-for-233) with a .663 OPS in night games.
- Played 78 games (73 starts) at third base, 13 games (12 starts) at first base and one game (0 starts) at shortstop.
- Hit .313 (84-for-268) with seven home runs and an .856 OPS against right-handed pitching and .226 (30-for-133) with two home runs and a .573 OPS against left-handed pitching.
- Set career-highs in doubles (18) and triples (4).
- Hit .298 (62-for-208) against fastballs.
- Posted a 26.3 line drive percentage, highest of career.

TWINS BATTING LEADERS

LOWEST K% IN 2024

1. Jose Miranda.....	15.4%
2. Carlos Santana.....	16.7%
3. Ryan Jeffers.....	20.2%
4. Trevor Larnach.....	22.3%
5. Willi Castro.....	23.6%

2023: Was planning on playing for Team Puerto Rico in the World Baseball Classic but had to withdraw after dealing with a sore right shoulder during spring training...the injury kept him from playing in the field but recorded at-bats as designated hitter for Twins exhibition games...made Twins Opening Day roster for first time in career and was club's Opening Day third baseman on March 30 at Kansas City, batting fifth and going 0-for-3 with two walks...hit first and second home run of season on April 26 vs. New York-AL, the second multi-homer game of career...reached base safely in season-long six-straight games with Twins from April 19-24...optioned to Triple-A St. Paul on May 10...hit .305 (25-for-82) with an .849 OPS in 20 games for the Saints from June 4-30 and was recalled by Minnesota on July 2 (Royce Lewis - IL)...played in three games for Twins and was placed on 10-day Injured List on July 15 with right shoulder impingement...transferred to 60-day IL on September 1 and did not return...combined to hit .234 (71-for-303) with 10 doubles, one triple, six home runs, 36 RBI, 36 runs scored, 24 walks, a .297 on-base percentage and a .333 slugging percentage in 79 games between St. Paul and Minnesota.

THE ANT MAN

Jose loves the NBA and has become a fan of the Timberwolves and in particular Anthony Edwards. Along with teammate Christian Vázquez, they both got navy Edwards jerseys in 2023 and sent them over to the Wolves staff in 2024 to have Ant sign them. Jose plans to get the jersey in a shadow box and hang with all his other sports memorabilia when he buys a new home in Puerto Rico.

2022: Was in Twins spring training for second-straight season after being added to 40-man roster in November 2021...optioned to Triple-A St. Paul March 30...played in 21 games for the Saints from April 5-30, hitting .256 (22-for-86) with a .737 OPS...hit .300 (15-for-50) with an .871 OPS in his final 13 games prior to recall...recalled by Minnesota May 2 (Miguel Sanó - IL)...made major league debut May 2 at Baltimore, going 0-for-4, starting at third base and batting sixth...recorded first major league hit May 3 at Baltimore, doubling off Bruce Zimmermann; also recorded first career RBI on the play...hit first career home run May 6 vs. Oakland, a solo shot off Zach Logue...hit just .164 (11-for-67) with a .484 OPS in first 19 career games and was optioned back to St. Paul May 29 but did not play for Saints, because he was recalled by Minnesota the next day when Royce Lewis landed on the Injured List...stayed with Twins the rest of season and hit .286 (108-for-377) with a .797 OPS in 106 games...had first career two-homer game June 3 at Toronto...recorded first career walk-off with a ninth-inning single July 2 vs. Baltimore, off future teammate Jorge López...recorded second career walk-off 11 days later July 13 vs. Milwaukee, hitting a three-run homer off Josh Hader, capping a 4-1 Twins victory...recorded

three consecutive three-hit games from July 24-27, the first Twins rookie with a streak of three-or-more games with three-plus hits since Danny Valencia did it in four straight from July 24-27, 2010 (3, 3, 4, 4)...named American League Rookie of the Month for July, hitting .353/.405/.603 with 13 runs scored, 24 hits, two doubles, five home runs and 19 RBI over 20 games played...hit .426 with 20 hits during a 13-game span from July 5-27, scoring 10 runs with six extra-base hits and 15 RBI during the stretch...among AL players in July, he finished fifth in batting average, tied for fifth in RBI, eighth in OPS, ninth in slugging and 12th in on-base percentage...his .353 average in July was the second highest for a Twins rookie in July, trailing only Tony Oliva's 1964 July average of .357...he became the first Twins rookie with a July OPS over 1.000 in club history (minimum 70 PA)...marked just the 10th time in club history for a rookie to have OPS over 1.000 in any month (minimum 70 PA): Kent Hrbek (April 1982 - 1.02), Rich Rollins (April 1962 - 1.059), Tony Oliva (May 1964 - 1.136), Jimmie Hall (June 1963 - 1.042), Hall (August 1963 - 1.114), Matt Lawton (August 1996 - 1.106), Miguel Sanó (August 2015 - 1.006), Chris Parmelee (September 2011 - 1.035) and Dave Engle (September 1981 - 1.002)...recorded first career stolen base August 3 vs. Detroit, off Tucker Barnhart and Derek Law...had dinner with famed cousin Lin-Manuel Miranda and family members after game was postponed September 6 at New York-AL...homered the next day in game one of the doubleheader at Yankee Stadium...recorded multiple hits in four-straight games (3, 2, 3, 2) from September 24-28, tied for longest streak by a Twin on season...hit .275 (36-for-131) with nine home runs and an .821 OPS vs. left-handed pitching, compared to .265 (83-for-313) with six home runs and a .721 OPS vs. right-handed pitching for Twins...played 77 games (69 starts) at first base and 34 games (27 starts) at third base...made just three errors at each position, posting a .994 fielding percentage at first base and a .951 fielding percentage at third base...ranked third among AL rookies in batting average (.268), RBI (66), OPS+ (115.0) and on-base percentage (.325), fourth in slugging percentage (.426), and fifth in home runs (15), walks (28), and hits (119) — minimum 400 at-bats...one of four rookies in club history (since 1961) with at least 100 hits, 25 doubles, 15 home runs, 60 RBI and 25 walks in rookie season, joining Tony Oliva (1964), Gary Gaetti (1982) and Marty Cordova (1995)...led Twins in RBI with 66, becoming third rookie in club history to lead team in RBI, joining Bobby Darwin (80 in 1972) and Kent Hrbek (92 in 1982)...also finished ninth in club history for RBI among rookies...finished tied for 11th in club history in home runs for a rookie with 15, the most since Max Kepler hit 17 in 2016...named to MLB.com/MLB Pipeline's 2022 All-Rookie Second Team...named first baseman on *Baseball Digest* MLB Rookie All-Star Team...selected to play for Team Puerto Rico in the 2023 World Baseball Classic, marking first career selection.

2021: Joined Twins for 2021 spring training as a non-roster depth camp player...batted .267 (4-for-15) with one double, one homer, one RBI, two walks, two runs scored and a .353 on-base percentage in 14 spring games...began the minor league season with Double-A Wichita...hit .345 (67-for-194) with eight doubles, 13 homers, 38 RBI, 17 walks and 36 runs scored in 47 games for the Wind Surge...named Twins minor league Player of the Week thrice with Wichita, May 9, June 6 and June 27...promoted to Triple-A St. Paul June 28, finishing the season with Saints...went 5-for-6 with one double, three home runs, six RBI and four runs scored in his Triple-A debut June 29...set a single-game career high in homers and matched his career high in RBI in that game...named Twins minor league Player of the Week July 4, after hitting .407 (11-for-27) with two doubles, four homers, 11 RBI and a 1.219 OPS for Wichita and St. Paul during the week...hit safely in a career-best 14-straight games from August 20 to the first game September 5...batted .323 (20-for-62) with two doubles, one home run, eight RBI, five walks and seven runs scored in that span...hit .343 (117-for-341) with 24 doubles, 17 home runs, 56 RBI, 25 walks and 61 runs scored in 80 games for the Saints, from June 29 to the end of the season...recorded three multi-homer games on the season: May 7 at Springfield (2 HR), June 20 vs. Springfield (2 HR) and June 29 vs. Omaha (3 HR)...combined to hit .344 (184-for-535) with 32 doubles, 30 homers, 94 RBI, 42 walks and 97 runs scored in 127 games...led Twins system in games played, plate appearances, at-bats, hits, runs scored, doubles, home runs and RBI...also tied for fifth among all minor leaguers in RBI...became the first Twins farmhand with at least 30 homers in a season since Daniel Palka in 2016 (34 HR)...also was the first Twins minor league hitter with at least 30 doubles and at least 30 homers in a season since Adam Brett Walker (31 2B, 31 HR) in 2015...named third baseman

on Twins MiLB.com organizational All-Star team...also MiLB.com Player of the Year...named recipient of Sherry Robertson Award as Twins minor league Player of the Year...also named to the 2021 *Baseball America* Minor League All-Star team at second base...named by *Baseball America* as fifth-best prospect, best hitter for average and best power hitter in Twins system following season...added to Twins 40-man roster on November 19...ranked 95th-best prospect in baseball by MLB.com, entering 2022 and third in Twins system.

2020: The 2020 minor league season was cancelled due to COVID-19 and was not part of the Twins' 60-man player pool...played for Criollos de Caguas in the Puerto Rican Winter League, hitting .302 (16-for-53) with six doubles, 10 runs scored, one home run and eight RBI in 15 games...named PWL Rookie of the Year for his performance...represented Puerto Rico in the 2020-21 Caribbean Series, appearing in five games.

2019: Split the season between High-A Fort Myers and Double-A Pensacola, hitting .252 (112-for-445) with 26 doubles, one triple, eight home runs, 55 RBI, 24 walks and a .671 OPS in 119 games.

2018: Split the season between Low-A Cedar Rapids and High-A Fort Myers, played in 131 games and hit .264 (133-for-503) with 27 doubles, one triple, 16 home runs and 31 walks...16 home runs and 82 RBI set new career highs...named Midwest League Player of the Week on July 15, after batting .462 (12-for-26) with two doubles, two home runs, nine RBI, a .500 on-base percentage and a 1.269 OPS in six games that week...following the season, was named a Twins MiLB.com organization All-Star.

2017: Spent entire season with Rookie-Elizabethton...tied for Appalachian League lead with 11 home runs...posted a 10.29 plate appearance-per-strikeout rate, third best in the Appy League and his 1/20.27 home run-to-at-bat ratio was second best in Appy League...named an Appy League Postseason All-Star and a Twins MiLB.com organization All-Star.

2016: Made professional debut June 24 for Rookie GCL Twins, after being selected by the Twins in Lottery Round B of the 2016 First-Year Player Draft...recorded first career hit, a single off the GCL Orioles' Parker Bridwell, June 29 and hit first career home run July 27, off the GCL Orioles' Joe Johnson.

PROFESSIONAL: Selected by the Twins in Lottery Round B (73rd overall) of 2016 First-Year Player Draft out of Leadership Christian Academy in Puerto Rico; signed by scout Freddie Thon.

MIRANDA'S PLAYING RECORD																			
YEAR	CLUB	AVG	G	AB	R	H	2B	3B	HR	RBI	SH	SF	HBP	BB	SO	SB	CS	OBP	OPS
2016	GCL Twins	.227	55	185	14	42	7	1	1	20	2	3	4	19	36	4	5	.308	.600
2017	Elizabethton	.283	54	223	43	63	8	2	11	43	0	3	5	16	24	2	3	.340	.824
2018	Cedar Rapids	.277	104	401	52	111	22	1	13	72	0	6	6	26	51	0	1	.326	.760
	Fort Myers	.216	27	102	9	22	5	0	3	10	0	0	6	5	11	0	2	.292	.645
2019	Fort Myers	.248	118	440	48	109	25	1	8	55	0	4	10	24	54	0	0	.299	.663
	Pensacola	.600	1	1	5	1	3	1	0	0	0	0	0	0	0	0	0	.600	1.400
2020		NO SEASON - DID NOT PLAY																	
2021	Wichita	.345	47	194	36	67	8	0	13	38	0	2	5	17	25	4	2	.408	.996
	St. Paul	.343	80	341	61	117	24	0	17	56	0	1	6	25	49	0	2	.397	.960
2022	St. Paul	.256	21	86	10	22	10	0	2	12	0	3	1	5	14	0	0	.295	.737
	MINNESOTA	.268	125	444	45	119	25	0	15	66	0	1	10	28	91	1	1	.325	.751
2023	St. Paul	.255	39	161	24	41	6	1	3	23	0	2	3	15	29	2	0	.326	.686
	MINNESOTA	.211	40	142	12	30	4	0	3	13	0	0	1	9	24	0	0	.263	.566
2024	St. Paul	.294	9	34	5	10	3	0	1	4	0	1	0	5	5	1	0	.375	.846
	MINNESOTA	.284	121	401	44	114	28	4	9	49	0	4	6	18	66	2	2	.322	.763
Minor League Totals		.280	555	2172	303	607	119	6	72	333	2	25	46	157	298	13	15	.338	.777
Major League Totals		.266	286	987	101	263	57	4	27	128	0	5	17	55	181	3	3	.315	.729

MIRANDA'S CAREER FIELDING RECORD							
POSITION	PCT	G	PO	A	E	TC	PB
First Base	.995	92	594	35	3	632	51
Third Base	.952	150	77	200	14	291	19
Shortstop	1.000	1	0	2	0	2	1
Totals	.982	243	671	237	17	925	71

MIRANDA'S PROFESSIONAL INJURED LIST HISTORY		
DATES	INJURY	LEVEL
July 14-27, 2024	Low Back Strain	Minnesota
July 15-end of 2023 season	Right Shoulder Impingement	Minnesota



»» Rocco and teammates seen above congratulating Jose in a postgame clubhouse celebration on July 6, 2024, when Miranda set the club record and tied an AL/NL record, hitting safely in 12-straight at-bats.



57

ANTHONY MISIEWICZ

NON-ROSTER INVITE

LHP

H/W: 6-1/196 B/T: R/L
OPENING DAY AGE: 30
BORN: 11/1/1994 in Detroit, MI
RESIDES: Mt. Clemens, MI

ACQUIRED: Signed as minor league free agent, 1/15/25
M.L. SERVICE: 3 years
OPTIONS USED: 3 of 3
CONTRACT STATUS: Signed thru 2025

PERSONAL: Anthony Gilbert Misiewicz (pronounced mih-SEV-itch)...X: @budmishovitz18...Instagram: @bud_mizhuvsit18...played college baseball at Michigan State University (2013-15) where he compiled a 13-12 record and 3.26 ERA over 168.1IP...was named the "Top Pitching Prospect" in the summer collegiate Great Lakes League in 2013...graduated from Anchor Bay (Mich.) H.S. in 2012...threw a no-hitter during senior season at Anchor Bay...was a two-sport athlete, also playing quarterback in football and was the team captain.

CAREER HIGHLIGHTS: Twins are eighth organization and fifth organization since 2023 (Seattle - 2015-22), Tampa Bay (2017), Kansas City (2022), Arizona (2023), Detroit (2023), St. Louis (2023) and New York-AL (2023-24)...has made three Opening Day rosters in career, all with Seattle (2020-22)...led Mariners pitchers in appearances in back-to-back seasons (21 in 2020 and 66 in 2021)...made major league debut on Opening Day, July 24, 2020 at Houston, tossing 1.0 inning of relief...earned his first career major league win on Opening Day, April 1, 2021 at San Francisco, tossing a scoreless 10th inning (1.0 IP).

POSTSEASON CAREER: Has never appeared at major league level.

2024:

- * Was in New York-AL spring training but spent the majority of the season with Triple-A Scranton/Wilkes-Barre...ranked third among RailRiders pitchers in appearances.
- * Was signed to a major league contract and selected him to the active roster on June 18.
- * Made one appearance for Yankees on June 19 vs. Baltimore, pitching 1.0 scoreless inning of relief, allowing two hits with one walk and one strikeout.
- * Optioned to Triple-A Scranton/Wilkes-Barre following the game.
- * Held left-handed batters to a .207 average at Scranton/Wilkes-Barre while right-handers hit .279.
- * Designated for assignment on September 9...was outrighted off major league roster and onto the roster of Triple-A Scranton/Wilkes-Barre on September 12.
- * Elected free agency on October 31 and signed with Twins on minor league contract with spring invite on January 15, 2025.

2023: In 11 combined relief appearances with the Arizona Diamondbacks, Detroit Tigers and Yankees, went 2-0 with a 7.36 ERA (11.0 IP, 17 H, 11 R/9 ER, 6 BB, 8 K, 2 HR)...spent the majority of the season in the minors with Triple-A Reno, ACL D-Backs Black, Triple-A Toledo and Triple-A Scranton/Wilkes-Barre, combining to go 5-2 with one save and a 4.10 ERA (41.2 IP, 38 H, 20 R/19 ER, 18 BB, 49 K, 6 HR) in 33 appearances (two starts)...spent spring training with the St. Louis Cardinals after being acquired from Kansas City in exchange for cash considerations on 2/8...was acquired by Arizona from St. Louis in exchange for cash considerations on 3/31...in seven relief outings with the Diamondbacks, went 1-0 with a 5.63 ERA (8.0 IP, 5 ER) and 6 K...was claimed off waivers by Detroit from Arizona on 6/18...made his only appearance with the Tigers on 6/27 at Texas (0.1 IP, 4 H, 3 ER, 1 HR)...was claimed off waivers by the Yankees from Detroit and assigned to Triple-A Scranton/Wilkes-Barre on 7/6...in 19 games (one start) with Scranton/Wilkes-Barre, went 3-1 with one save and a 3.91 ERA (25.1 IP, 20 H, 12 R/11 ER, 12 BB, 30 K, 5 HR)...made his Yankees debut on 9/10 vs. Milwaukee, earning his second win of the season after tossing a scoreless 13th inning (1.0 IP, 1 BB, 1 WP)...exited the game in the sixth inning on 9/15 at Pittsburgh after he was struck by a line drive...was placed on the 7-day concussion injured list on 9/16 and missed the remainder of the season...was non-tendered on 11/17.

2022: Appeared in 32 games for the Seattle Mariners and Kansas City Royals, combining to go 1-2 with a 4.34 ERA (29.0 IP, 27 H, 15 R/14 ER, 10 BB, 27K, 4 HR)...began the season with Seattle, going 0-1 with a 4.61 ERA (13.2 IP, 14 H, 7 ER, 6 BB, 8 K, 1 HR) in 17 relief outings...was assigned to Triple-A Tacoma on 6/10...posted a 3.65 ERA (12.1 IP, 5 ER) and 13K in 13 relief appearances with Tacoma...was acquired by Kansas City from Seattle on 8/1 in exchange for cash considerations...was assigned to Triple-A Omaha, where he went 2-1 with a 4.05 ERA (6.2 IP, 3 ER) and 7K in eight relief outings...was recalled by Kansas City on 8/24 and remained with the club for the remainder of the season, going 1-1 with a 4.11 ERA (15.1 IP, 13 H, 8 R/7 ER, 4 BB, 19 K, 3 HR)...recorded a career-high 6K on 9/1 at Chicago-AL (2.0 IP, 3 H, 2 ER, 1 HR, 1 WP).

2021: Made a career-high 66 relief appearances with the Seattle Mariners, going 5-5 with a 4.61 ERA (54.2 IP, 61 H, 30 R/28 ER, 15 BB, 53 K, 7 HR)...his 66 appearances led the team...did not allow a run in 50 of his 66 appearances...posted a career-long 12.0 scoreless inning streak 9/17/20-5/2/21...did not allow a run in his first 12 appearances to begin the season, tossing 9.2 scoreless innings over that stretch...earned his first career Major League win on Opening Day, tossing a scoreless 10th inning on 4/1 vs. San Francisco (1.0 IP)...was placed on the injured list from 4/12-16 (undisclosed injury) and 5/21-22 (COVID-19 contact tracing)...over a 24-game stretch from 6/11-8/14, went 1-1 with a 1.66 ERA (21.2 IP, 4ER) and 23K...opponents batted .207 (17-for-82) over that span...was placed on the 10-day injured list on 8/25-9/4 with a left forearm strain.

2020: Saw his first major league action with the Seattle Mariners, going 0-2 with a 4.05 ERA (20.0 IP, 9 ER, 6 BB, 25 K, 2 HR) in 21 relief appearances...his 21 relief outings led Mariners pitchers...14 of his 21 appearances were scoreless...made his first Opening Day roster...made his Major League debut on Opening Day, tossing 1.0 inning of relief on 7/24 at Houston (2 H, 1 ER, 1 K, 1 WP)...struck out Jose Altuve swinging for his first career strikeout.

CAREER HIGHS

IP: 2.0, 6x, last 4/23/23 vs. SD
SO: 6, 9/1/22 at CWS
Walks: 2, 2x, last 9/27/22 at DET
CG: --
Low-Hit CG: --
Win-Streak: 2, 2x, last
5-12/23-present



2019: Went 9-8 with a 4.59 ERA (131.1 IP, 67 ER) with 125K in 26 combined games (24 starts) between Double-A Arkansas and Triple-A Tacoma... led Tacoma in wins, starts, innings pitched and strikeouts...was named PCL "Pitcher of the Week" from 7/29-8/4 after striking out 18 batters and allowing only 1 R over 14.0 innings during that stretch.

2018: Made 23 combined starts with Double-A Arkansas and the AZL Mariners, going 3-12 with a 5.24 ERA (103.0 IP, 135 H, 73 R/60 ER, 29 BB, 95K, 14HR)...following the season, played with Peoria in the Arizona Fall League, going 1-1 with a 2.76 ERA (16.1 IP, 5 ER) and 13K over five starts.

2017: Made 28 combined starts between Single-A Modesto and Double-A Arkansas in the Mariners organization and Double-A Montgomery in the Rays organization, going 11-6 with a 4.51 ERA (147.2 IP, 148 H, 79 R/74 ER, 43 BB, 141 K, 13 HR)...was named the California League "Pitcher of the Week" with Modesto twice: 5/1-7 and 6/5-11...was acquired by Tampa Bay along with INF Luis Rengifo and a player to be named (INF Osmy Gregorio) from Seattle in exchange for RHP Ryan Garton and C Mike Marjama on 8/6...was named the Southern League "Pitcher of the Week" with Montgomery from 8/21- 27...tossed a shutout on 8/27 vs. Mobile (W, 9.0 IP, 5 H, 1 BB, 2 K, 1 WP)...following the season, was named an MiLB.com Organization All-Star with Seattle...was acquired by Seattle from Tampa Bay in exchange for international bonus slot money on 12/13.

2016: Spent the entire season with Single-A Bakersfield, going 7-10 with a 4.79 ERA (157.2 IP, 166 H, 91 R/84 ER, 47 BB, 115K, 21 HR) in 29 starts...led all minor league pitchers in starts...was named the California League Pitcher of the Week from 4/25-5/1.

2015: Made his professional debut with short-season Single-A Everett, making 14 appearance (seven starts).

PROFESSIONAL: Originally selected by Seattle in 18th round of 2015 First-Year Player Draft...August 6, 2017: Traded by the Seattle Mariners with a player to be named later and Luis Rengifo to the Tampa Bay Rays for Ryan Garton and Mike Marjama; the Mariners sent Osmy Gregorio (minors) (October 5, 2017) to the Rays to complete the trade...December 13, 2017: Traded by the Tampa Bay Rays to the Mariners for international bonus slot money...August 1, 2022: Purchased by the Royals from the Mariners...February 8, 2023: Purchased by the Cardinals from the Royals...March 31, 2023: Purchased by the Diamondbacks from the Cardinals...June 18, 2023: Selected off waivers by the Tigers from the Diamondbacks...July 6, 2023: Selected off waivers by the Yankees from the Tigers...November 17, 2023: Granted Free Agency...December 7, 2023: Signed as a Free Agent with the Yankees...October 31, 2024: Granted Free Agency...January 15, 2025: Signed by Twins as minor league free agent with spring training invite.

MISIEWICZ'S PITCHING RECORD																			
YEAR	CLUB	W-L	ERA	G	GS	CG	SH	SV	IP	H	R	ER	HR	HB	BB	SO	WP	K/9	BAA
2015	Everett	3-2	2.14	14	7	0	0	0	46.1	30	11	11	1	0	10	40	1	7.8	.189
2016	Bakersfield	7-10	4.79	29	29	1	0	0	157.2	166	91	84	21	1	47	115	10	6.6	.272
2017	Modesto	5-2	4.96	16	16	0	0	0	78.0	82	47	43	6	2	27	85	7	9.8	.265
	Arkansas	3-3	4.35	7	7	0	0	0	41.1	40	20	20	4	1	11	32	3	7.0	.270
	Montgomery	3-1	3.49	5	5	1	1	0	28.1	26	12	11	3	0	5	24	1	7.6	.239
2018	AZL Mariners	0-0	0.00	2	2	0	0	0	5.0	2	0	0	0	0	0	4	0	7.2	.118
	Arkansas	3-12	5.51	21	21	0	0	0	98.0	133	73	60	14	1	29	91	4	8.4	.319
2019	Arkansas	1-2	2.52	7	7	1	0	0	35.2	36	10	10	0	0	7	36	1	9.1	.269
	Tacoma	8-6	5.36	19	17	0	0	0	95.2	95	60	57	17	2	28	89	7	8.4	.256
2020	SEATTLE	0-2	4.05	21	0	0	0	0	20.0	20	9	9	2	1	6	25	2	11.3	.263
2021	SEATTLE	5-5	4.61	66	0	0	0	0	54.2	61	30	28	7	1	15	53	6	8.7	.280
2022	Tacoma	0-0	3.65	13	0	0	0	0	12.1	10	5	5	2	1	6	13	0	9.5	.208
	SEATTLE	0-1	4.61	17	0	0	0	0	13.2	14	7	7	1	0	6	8	0	5.3	.275
	Omaha	2-1	4.05	8	0	0	0	0	6.2	3	3	3	2	0	1	7	0	9.5	.136
	KANSAS CITY	1-1	4.11	15	0	0	0	0	15.1	13	8	7	3	0	4	19	1	11.2	.224
	Reno	2-0	2.84	10	0	0	0	0	12.2	12	4	4	1	0	5	14	0	9.9	.250
2023	ACL D-Backs Black	0-0	0.00	1	1	0	0	0	1.0	1	0	0	0	0	0	2	0	18.0	.333
	ARIZONA	1-0	5.63	7	0	0	0	0	8.0	11	5	5	1	0	3	6	2	6.8	.333
	Toledo	0-1	13.5	3	0	0	0	0	2.2	5	4	4	0	0	1	3	0	10.1	.385
	DETROIT	0-0	81.00	1	0	0	0	0	0.1	4	3	3	1	0	0	0	0	0.0	.800
	Scranton/Wilkes-Barre	3-1	3.91	19	1	0	0	1	25.1	20	12	11	5	0	12	30	0	10.7	.215
	NEW YORK-AL	1-0	3.38	3	0	0	0	0	2.2	2	3	1	0	0	3	2	1	6.8	.354
	Scranton/Wilkes-Barre	3-2	3.90	47	0	0	0	8	55.1	53	27	24	8	1	18	69	3	11.2	.249
	NEW YORK-AL	0-0	0.00	1	0	0	0	0	1.0	2	0	0	0	0	1	1	0	9.0	.400
Minor League Totals		43-43	4.45	221	113	3	1	9	702.0	714	379	347	84	9	207	654	37	8.4	.263
Major League Totals		8-9	4.67	131	0	0	0	0	115.2	127	65	60	15	2	38	114	12	8.9	.279

MISIEWICZ'S CAREER FIELDING RECORD								
POSITION	PCT	G	PO	A	E	TC	DP	PB
Pitcher	1.000	131	6	8	0	14	0	—

MISIEWICZ'S PROFESSIONAL INJURED LIST HISTORY		
DATES	INJURY	LEVEL
September 16-end of 2023 season	Concussion	New York-AL
May 20-June 9, 2023	Strained Right Calf	Arizona
August 25-September 4, 2021	Left Forearm Strain	Seattle
May 21-22, 2021	COVID-19 (Contact Tracing)	Seattle
April 12-April 16, 2021	Undisclosed Injury	Seattle
May 31-June 28, 2018	Left Forearm Strain	Double-A Arkansas



80

JEFERSON MORALES

NON-ROSTER INVITE

OF/C

H/W: 5-8/195 **B/T:** R/R
OPENING DAY AGE: 25
BORN: 5/13/1999 in La Victoria, VZ
RESIDES: La Victoria, VZ

ACQUIRED: Signed as minor league free agent, 10/6/16
M.L. SERVICE: None
OPTIONS USED: 0 of 3
CONTRACT STATUS: Signed thru 2025

PERSONAL: Jeferson Daniel Morales...Instagram: @jefersonmorales01

CAREER HIGHLIGHTS: Began minor league career as catcher but has transitioned into more of a utility role over the years; began playing corner outfield positions in 2021 and mixed in second base in 2024, while still playing catcher...named catcher on Twins MiLB.com organizational All-Star team in 2021...named winner of Harmon Killebrew Award in 2021, representing Low-A Fort Myers for exceptional community work...named 2018 DSL Midseason All-Star.

POSTSEASON CAREER: Has never appeared at major league level.

2024:

- Began season with Double-A Wichita, hitting .356 (21-for-59) in 16 May games and .306 (26-for-85) in 23 June games.
- Hit third career grand slam on April 14 at Springfield.
- Fell a homer short of the cycle on July 19 vs. Frisco.
- Hit .278 in 88 games for Wichita, which ranked ninth in Texas League before promotion to St. Paul.
- Promoted to Triple-A St. Paul on August 24 where he finished season and was Saints' every day leftfielder.
- Finished season with season-high nine-game hitting streak and hit .351 (13-for-37) with a 1.049 OPS in 12 September games for St. Paul.
- At both stops defensively, played 51 games (47 starts) in leftfield, 22 games (all starts) at second base, five games (all starts) at catcher and one game (start) at first base.
- Combined to hit .290 (110-for-380) with 28 doubles, two triples, 10 home runs, 59 RBI, 51 runs scored, a .367 on-base percentage and an .819 OPS in 105 games between Wichita and St. Paul...hit .317 (33-for-104) with an .862 OPS vs. lefties and .279 (19-for-276) with an .803 OPS vs. righties...hit .316 (18-for-57) with runners in scoring position and two outs on season.

2023: Spent entire season with High-A Cedar Rapids...appeared in three of the Kernels' Postseason games, homering while driving in three runs and walking twice...played for Caracas in Venezuelan Winter League after season.

2022: Split the season between Rookie FCL Twins and High-A Cedar Rapids, batting .208 (52-for-250) with 11 doubles, two triples, eight home runs, 35 RBI, 24 walks and five stolen bases in 72 games...missed time from May 22-29 with a left oblique strain...missed time from June 14-July 3 with a concussion...hit second career grand slam on May 11 at Peoria.

2021: Split the season between Low-A Fort Myers and High-A Cedar Rapids, batting a combined .255 (84-for-329) with 24 doubles, 12 home runs, 53 RBI, 12 stolen bases and 54 runs scored in 96 games...hit first career grand slam on August 18 vs. Wisconsin...named the winner of the Harmon Killebrew award representing Low-A Fort Myers; was recognized by the Mighty Mussels front office as a player who went above and beyond regarding fan interaction during the season...named catcher on Twins MiLB.com organizational All-Star team.

2020: Did not play professional baseball with minor league season cancelled due to COVID-19 pandemic.

2019: Spent the entire season with the GCL Twins, playing in 36 games.

2018: Began professional career with DSL Twins...ranked third in the league in on-base percentage (.466) and seventh in OPS (.937)...led the team in on-base percentage and tied for third on the team in triples (6)...named a DSL Midseason All-Star.

PROFESSIONAL: Signed by Minnesota as minor league free agent on October 6, 2016; signed by scout Oswaldo Troconis.

MORALES' PROFESSIONAL INJURED LIST HISTORY

DATES	INJURY	LEVEL
June 14-July 3, 2022	Concussion	High-A Cedar Rapids
May 22-29, 2022	Left Oblique Strain	High-A Cedar Rapids
June 3-end of 2017 season	Right Knee Injury (Meniscus)	DSL Twins

MORALES' PLAYING RECORD

YEAR	CLUB	AVG	G	AB	R	H	2B	3B	HR	RBI	SH	SF	HBP	BB	SO	SB	CS	OBP	OPS
2017	DSL Twins	DID NOT PLAY - INJURED (right knee)																	
2018	DSL Twins	.303	53	178	44	54	15	6	1	22	0	0	13	41	29	17	11	.466	.937
2019	GCL Twins	.236	36	110	24	26	7	3	3	16	0	0	4	20	18	0	1	.373	.809
2020		NO SEASON - DID NOT PLAY																	
2021	Fort Myers	.237	71	236	43	56	19	0	7	31	0	2	12	42	52	12	2	.377	.784
	Cedar Rapids	.301	25	93	11	28	5	0	5	22	0	0	2	5	20	0	1	.350	.866
2022	FCL Twins	.222	3	9	1	2	0	0	1	4	0	0	0	1	2	0	0	.300	.856
	Cedar Rapids	.207	69	241	33	50	11	2	7	31	0	5	13	23	71	5	1	.305	.662
2023	Cedar Rapids	.262	52	168	32	44	10	2	6	22	0	1	4	27	41	6	1	.375	.827
2024	Wichita	.278	88	327	39	91	21	1	9	52	0	3	11	30	57	4	4	.356	.787
	St. Paul	.359	17	53	12	19	7	1	1	7	0	0	1	6	11	2	0	.433	1.018
Minor League Totals		.262	414	1415	239	370	95	15	40	207	0	11	60	195	301	46	21	.372	.806

TWINS LONGEST GAMES BY INNING

DATE	OPPONENT	INN	TIME	SCORE	WINNER	LOSER
8-31-93	Cleveland	22	6:17	5-4	Merriman	Grimsley
5-12-72	Milwaukee	22	5:47	3-4	Colborn	Btyleven
8-9-67	Washington	20	5:40	7-9	Baldwin	Roland
8-25-76	at New York-AL	19	5:27	4-5	Jackson	Burgmeier
7-26-67	at New York-AL	18	4:35	3-2	Worthington	Tillotson
7-19-69	at Seattle	18	5:41	11-7	Perry	Gelnar
9-6-69	at Oakland	18	5:17	8-6	Kaat	Lauzerique
8-8-04	Oakland	18	4:57	5-6	Hammond	Mulholland
6-27-19	Tampa Bay	18	5:42	2-5	Yarbrough	Harper
4-9-69	at Kansas City	17	4:32	3-4	Burgmeier	Miller
8-28-76	at Cleveland	17	4:55	3-4	Buskey	Hughes
9-17-77	at Texas	17	5:12	4-5	Barker	Carrithers
5-7-95	at Cleveland	17	6:36	9-10	Poole	Guthrie
6-18-19	Boston	17	5:45	4-3	Littell	Johnson
7-25-69	at Cleveland	16	4:26	4-2	Perranoski	Paul
7-12-75	at New York-AL	16	5:11	7-8	Martinez	Burgmeier
4-20-82	at Oakland	16	5:03	3-4	Beard	Castillo
6-11-86	Texas	16	4:32	2-6	Williams	Jackson
5-4-04	at Seattle	16	4:48	3-4	Villone	Greisinger
8-15-05	at Chicago-AL	16	5:09	9-4	Romero	Adams
7-3-09	Detroit	16	5:07	9-11	Dolsi	Dickey
4-24-16	at Washington	16	5:56	5-6	Perez	Tonkin
4-18-18	Cleveland	16	5:13	2-1	Busenitz	Tomlin

TWINS LONGEST SINGLE-SEASON LOSING STREAKS

GAMES	DATES	OPPOSITION
14	May 19-June 2, 1982	Baltimore 2, New York-AL 6, Cleveland 6
13	May 26-June 7, 1961	Washington-AL 3, Cleveland 2, Detroit 4, New York-AL 4
13	August 18-31, 2016	Kansas City 4, Detroit 3, Toronto 3, Cleveland 3
11	September 9-21, 2011	Detroit 3, Kansas City 2, Cleveland 3, New York-AL 1, Seattle 2
10	May 21-June 1, 1985	Boston 5, Milwaukee 5
10	August 9-19, 1997	New York-AL 3, Toronto 2, Boston 4, Detroit 1
10	September 9-19, 1998	Anaheim 1, Oakland 3, Seattle 2, Cleveland 2, Detroit 2
10	May 14-24, 2013	Chicago-AL 2, Boston 3, Atlanta 3, Detroit 2
9	August 9-15, 1970	Oakland 3, Washington-AL 3, Boston 3
9	April 16-26, 1978	Seattle 2, Oakland 5, California 2
9	July 13-21, 1978	Baltimore 3, Boston 4, New York-AL 2
9	August 1-9, 1980	Baltimore 3, Oakland 3, California 3
9	April 11-20, 1985	California 4, Seattle 3, Oakland 2
9	June 7-16, 1990	Toronto 4, Chicago-AL 3, Kansas City 2
9	August 15-24, 1990	Cleveland 2, Toronto 3, Kansas City 3, Texas 1
9	June 15-23, 1993	Toronto 2, New York-AL 4, Boston 3
9	May 7-16, 2011	Boston 3, Detroit 2, Toronto 3, Seattle 1
9	April 4-14, 2016	Baltimore 3, Kansas City 3, Chicago-AL 3



Twins

78

ANDREW MORRIS

NON-ROSTER INVITE

RHP

H/W: 6-0/186

B/T: R/R

OPENING DAY AGE: 23

BORN: 9/1/2001 in Manhattan, NY

RESIDES: Boulder, CO

ACQUIRED: 4th RD, 2022 MLB Draft

M.L. SERVICE: None

OPTIONS USED: 0 of 3

CONTRACT STATUS: Signed thru 2025

PERSONAL: Andrew Burke Morris...Instagram: @andrewmo03...has three younger brothers, Bayden, Isaiah and Israel...father, David, played Junior College Baseball...Andrew graduated from Monarch High School in Boulder, CO — his hometown...attended Colorado Mesa University (2019-21) and Texas Tech (2022), where he majored in University studies.

CAREER HIGHLIGHTS: Ranked by MLB.com as Twins sixth-best prospect entering 2025 and ranked 10th-best prospect by *Baseball America*... named 2024 Texas League Postseason All-Star.

POSTSEASON CAREER: Has not appeared at major league level.

2024:

- Began season with High-A Cedar Rapids and made stops at Double-A Wichita and Triple-A St. Paul during season.
- Named Twins minor league Pitcher of the Week on April 7...earned award three more times on season: June 30, July 7 and August 11.
- Threw first professional complete game, pitching 5.0 innings on May 9 at Iowa, allowing one run on six hits, with two walks and four strikeouts for the Kernels.
- Named Midwest League Pitcher of the Week on May 19 after pitching 7.0 shutout innings with one hit allowed on May 15 vs. Quad Cities, including no walks and six strikeouts.
- Promoted to Double-A Wichita on May 21.
- Named Twins minor league Pitcher of the Month for June, going 3-0, 1.01 ERA (26.2 IP, 3 ER) with five walks, 27 strikeouts and a .170 opponent batting average in five games (4 starts) for the Wind Surge.
- Recorded first professional save on July 26 at Amarillo, allowing one run on five hits in 4.0 innings pitched for Wind Surge.
- Promoted to Triple-A St. Paul on August 13.
- Made Triple-A debut in a start on August 13 at Indianapolis, allowing one run on two hits in 6.0 innings pitched, with one walk and two strikeouts.
- Placed on Developmental List on September 19; reinstated on September 26.
- Named Texas League Postseason All-Star after his time with Wichita.
- Combined to going 10-5, 2.37 ERA (133.0 IP, 35 ER) with 32 walks and 133 strikeouts sin 26 games (24 starts) between St. Paul, Wichita and Cedar Rapids combined, setting professional career-high in innings pitched...held right-handers to a .203 average, compared to .233 vs. left-handers.
- Ranked third among all Twins minor leaguers in innings pitched (133.0) and second in strikeouts (133)...also ranked fourth in starts (24).
- Ranked by MLB.com as Twins sixth-best prospect entering 2025...ranked 10th-best prospect by *Baseball America*.

2023: Split season between Low-A Fort Myers and High-A Cedar Rapids, going 8-2, 2.88 ERA (84.1 IP, 27 ER) with 19 walks and 79 strikeouts in 18 games (17 starts)...placed on Mighty Mussels 7-day IL on April 13 with right biceps tendinitis; reinstated on May 19...named Twins minor league Pitcher of the Week on September 24 while with the Kernels.

2022: Made just one appearance on season, making his professional debut on August 19 at FCL Red Sox, pitching 1.0 scoreless inning with no hits, no walks and one strikeout.

AMATEUR CAREER: Attended Colorado Mesa University for three seasons, from 2019-21, where he posted a 3.23 ERA and an 18-2 record in 175.2 innings on the mound with 215 strikeouts...named Rocky Mountain Athletic Conference (RMAC) Freshman of the Year...also named RMAC Pitcher of the Year and ABCA South Central Region Pitcher of the Year...named a second team DII All-American...pitched at Texas Tech in 2022 (4th year/ junior) where he was Tech's weekly Friday night starter beginning in game one of the year until the NCAA regionals...selected to the All-Big 12 Second Team; named the Big 12 Newcomer of the Week twice (March 28 & April 11)...made 15 starts; primarily as the Friday night starter; shared team lead for most Red Raider starts in 2022...led the Red Raiders with 88.1 innings pitched and recorded a 4.58 season ERA with an 8-2 record... his 91 strikeouts for the season, owned the second most on the team behind Brandon Birdsell's 106.

PROFESSIONAL: Selected by Minnesota in fourth round (114th overall) of 2022 First-Year Player Draft; signed by scout Trevor Brown.

MORRIS' PROFESSIONAL INJURED LIST HISTORY		
DATES	INJURY	LEVEL
April 13-May 19, 2023.....	Right Biceps Tendinitis	Low-A Fort Myers

MORRIS' PLAYING RECORD

YEAR	CLUB	W-L	ERA	G	GS	CG	SHO	SV	IP	H	R	ER	HR	HB	BB	SO	WP	K/9	BAA
2022	FCL Twins	0-0	0.00	1	0	0	0	0	1.0	0	0	0	0	0	0	1	0	9.0	.000
2023	Fort Myers	3-1	2.59	11	10	0	0	0	48.2	40	19	14	2	2	11	51	4	9.4	.216
	Cedar Rapids	5-1	3.28	7	7	0	0	0	35.2	46	15	13	2	0	8	28	1	7.1	.313
2024	Cedar Rapids	3-1	2.15	7	7	1	0	0	37.2	35	10	9	2	0	7	43	1	10.3	.240
	Wichita	6-3	1.90	12	10	0	0	1	61.2	49	18	13	1	2	14	63	0	9.2	.210
	St. Paul	1-1	3.48	7	7	0	0	0	33.2	27	14	13	3	2	11	27	2	7.2	.218
Minor League Totals		18-7	2.56	45	41	1	0	1	218.1	197	76	62	10	6	51	213	8	8.8	.235

LONGEST ESTIMATED HOME RUNS AT TARGET FIELD

PLAYER	EST. DISTANCE	DATE	TEAM
Miguel Sanó.....	496 ft.	September 17, 2019.....	MIN
Jim Thome.....	490 ft.	July 17, 2011.....	MIN
Pete Alonso.....	489 ft.	July 17, 2019.....	NYM
Kennys Vargas.....	483 ft.	June 20, 2017.....	MIN
Nelson Cruz.....	478 ft.	August 3, 2019.....	MIN
Jim Thome.....	480 ft.	September 6, 2010.....	MIN
Josh Donaldson.....	476 ft.	September 17, 2017.....	TOR
George Springer.....	473 ft.	May 31, 2017.....	HOU
Nelson Cruz.....	470 ft.	September 24, 2016.....	SEA
Byron Buxton.....	469 ft.	April 24, 2022.....	MIN
Miguel Sanó.....	469 ft.	August 18, 2017.....	MIN
Aaron Judge.....	467 ft.	May 15, 2024.....	NY
Miguel Sanó.....	466 ft*	May 2, 2017.....	MIN
Jim Thome.....	466 ft.	June 13, 2012.....	PHI
Byron Buxton.....	466 ft.	June 22, 2023.....	MIN
Jim Thome.....	465 ft.	May 23, 2011.....	MIN
Jonathan Schoop.....	465 ft.	May 1, 2019.....	MIN
Jorge Soler.....	465 ft.	August 3, 2019.....	KC
Byron Buxton.....	465 ft.	June 22, 2023.....	MIN
Alex Rodriguez.....	464 ft.	July 25, 2015.....	NY
Mike Napoli.....	463 ft.	September 8, 2016.....	CLE
Matt Wallner.....	463 ft.	September 26, 2023.....	MIN
ByungHo Park.....	462 ft*	April 16, 2016.....	MIN
Jonathan Schoop.....	462 ft.	July 8, 2017.....	BAL
Jorge Soler.....	462 ft.	June 15, 2019.....	KC
Trevor Larnach.....	461 ft*	May 24, 2021.....	MIN
Christopher Morel.....	461 ft.	May 14, 2023.....	CHC
Adley Rutschman.....	461 ft.	July 9, 2023.....	BAL
Jason Kubel.....	460 ft.	May 11, 2011.....	MIN
Gary Sanchez.....	460 ft.	September 10, 2018.....	NY
Miguel Sanó.....	460 ft.	August 25, 2018.....	MIN
Nelson Cruz.....	460 ft*	September 12, 2019.....	MIN
Brent Rooker.....	460 ft.	July 26, 2021.....	MIN
Gary Sanchez.....	460 ft.	September 10, 2018.....	NY
Luis Valbuena.....	459 ft.	July 3, 2017.....	LAA
Albert Pujols.....	459 ft.	July 4, 2017.....	LAA
Brandon Drury.....	459 ft.	September 9, 2024.....	LAA
Tyler Austin.....	458 ft.	August 17, 2018.....	MIN
Carlos Correa.....	458 ft.	April 10, 2022.....	MIN
Ryan McMahon.....	458 ft.	June 11, 2024.....	COL
Byron Buxton.....	457 ft.	September 10, 2021.....	MIN
Nelson Cruz.....	457 ft.	June 10, 2021.....	MIN
Jake Cave.....	457 ft*	August 19, 2018.....	MIN
Miguel Sanó.....	457 ft.	July 23, 2019.....	MIN
Edwin Encarnacion.....	457 ft.	June 18, 2017.....	CLE
Miguel Sanó.....	455 ft.	August 25, 2018.....	MIN
Yasiel Puig.....	455 ft.	August 10, 2019.....	CLE
Chris Carter.....	454 ft.	August 30, 2015.....	HOU
José Abreu.....	455 ft.	September 4, 2016.....	CWS
Nelson Cruz.....	454 ft.	September 23, 2016.....	SEA
Eloy Jiménez.....	454 ft.	August 9, 2021.....	CWS
Ronny Rodríguez.....	454 ft.	May 11, 2019.....	DET
Rowdy Tellez.....	454 ft.	August 29, 2021.....	MIL
Adolis Garcia.....	453 ft.	August 22, 2022.....	TEX
Adam Jones.....	453 ft.	May 10, 2016.....	BAL
Miguel Sanó.....	453 ft.	September 19, 2015 (1).....	MIN
Byron Buxton.....	453 ft.	April 30, 2023.....	MIN
Miguel Sanó.....	452 ft.	August 18, 2017.....	MIN
Jim Thome.....	452 ft.	September 7, 2010.....	MIN
Luis Robert.....	452 ft.	July 14, 2022.....	CWS
Tyler Austin.....	451 ft*	August 26, 2018.....	MIN
Jorge Polanco.....	451 ft*	May 7, 2022.....	MIN
Nelson Cruz.....	450 ft.	June 9, 2011.....	TEX
Matt Wallner.....	450 ft.	August 15, 2023.....	MIN
Byron Buxton.....	450 ft.	September 25, 2024.....	MIN

*Hit into centerfield DELTA SKY360° Suite.



17 BAILEY OBER

RHP

H/W: 6-9/260

B/T: R/R

OPENING DAY AGE: 29

BORN: 7/12/1995 in Charlotte, NC

RESIDES: Davidson, NC

ACQUIRED: 12th RD, 2017 MLB Draft

M.L. SERVICE: 3 years, 93 days

OPTIONS USED: 2 of 3

CONTRACT STATUS: Signed thru 2025

PERSONAL: John Bailey Ober (pronounced OH-burr)...X: @baileyOB_17...Instagram: @oberbailey...married to Montana; the couple has four kids, including daughter, Blake, son, Jax, and twins born in November 2022 (Kollins and Olivia)...spent prep years at Charlotte Christian School in Charlotte, NC, where he was teammates on the baseball team with the Vikings' Garrett Bradbury and Seattle Mariners pitcher Jackson Kowar...member of North Carolina Independent Schools Athletic Association (NCISAA) state championship teams in 2012 and 2013...named 2013 Collegiate Baseball All-American second-team...named All-NCISAA first team...named Charlotte Area Pitcher of the Year...posted 10-0 record with 0.45 ERA and 99 strikeouts as a senior...led Charlotte Christian School to No. 22 national ranking by *Collegiate Baseball* in 2013...was 10-1 with a 1.00 ERA as a junior...also played prep basketball...attended College of Charleston from 2014-17, missing the 2015 season recovering from Tommy John surgery on right elbow...compiled a 24-9 record with a 2.91 ERA and 254 strikeouts in 259.2 innings over the course of his collegiate career...posted a 7-2 record with a 4.50 ERA and 73 strikeouts in 56.0 innings of work as a redshirt junior in 2017...in his freshman season compiled a 10-3 record with a 1.52 ERA and 85 strikeouts...named 2014 NCBWA National Freshman Pitcher of the Year...was also named the 2014 CAA Rookie of the Year and CAA Tournament Most Outstanding Player while helping the Cougars advance to the Super Regionals for the second time...the 2016 All-CAA Second Team selection is tied for second in the program record book with 24 career victories, and also ranks third in strikeouts, fourth in ERA, seventh in innings pitched and eighth in winning percentage (.727)...debuted with the Twins in 2021 wearing uniform number 82, switched to 17 for the first part of spring training of 2022, then switched again to 16 when the Twins acquired Chris Archer...switched back to number 17 when Archer departed after 2022 season...enjoys traveling and hanging out with family during offseason...favorite sport to play other than baseball is golf...favorite opposing ballpark is Fenway Park...packed meals and delivered gifts to kids over the 2022 and 2023 holiday seasons with Joe Mauer and Ryan Jeffers...participated in 2023, '24 and '25 TwinsFest at Target Field.

CAREER HIGHLIGHTS: Drafted and developed by Twins as starting pitcher throughout professional career...coined by manager Rocco Baldelli as "Mr. Consistent"...posted 11-consecutive quality starts from June 16-August 20, 2024, tied for the third-longest streak in club history (since 1961)...tied Frank Viola (1987) and Dick Woodson (1972)...the streak trailed Johan Santana's 21 (2004), Bert Blyleven's 12 (1972-73) and Jim Merritt's 12 (1967)...pitched first career complete game on June 22, 2024 at Oakland...at 6-foot-9, is tied with Aaron Slegers for second-tallest player in Twins history, behind Jon Rauch (6-foot-11)...made major league debut May 18, 2021 vs. Chicago-AL...earned first career win July 5, 2021 vs. Chicago-AL (5.0 IP, 2 H, 0 R/ER, 3 BB, 7 K)...named 2021 winner of Bill Boni Award for Twins minor league Player of the Year.

POSTSEASON CAREER: 2023: Left off ALWCs roster vs. Toronto but added to ALDS roster vs. Houston...made Postseason debut and started Game 1 of ALDS on October 7 at Minute Maid Park, allowing three runs on four hits in 3.0 innings pitched, with no walks and two strikeouts and was dealt the loss in a Twins 6-4 defeat...made second appearance in relief in Game 3 of ALDS on October 10 at Target Field, allowing three runs on four hits in 1.1 inning pitched in a Twins 9-1 defeat...finished 2023 Postseason with four home runs allowed in 4.1 innings for a 8.31 HR/9.0 IP ratio after posting a 1.37 HR/9 IP ratio during regular season.

2024:

- Made Twins Opening Day roster for second time in career and first since 2022.
- Was club's third starter, making first appearance on March 31 at Kansas City, allowing eight runs on nine hits in 1.1 innings pitched...after first start in KC, went on to go 2-0, 1.48 ERA (24.1 IP, 4 ER) in four April starts.
- Struck out 10 batters in 6.1 innings pitched on May 12 at Toronto, marking second career double-digit strikeout total.
- Pitched first career complete game on June 22 at Oakland, allowing two runs on four hits in 9.0 innings, with two walks and 10 strikeouts (3rd career double-digit strikeout total)...threw just 89 pitches, becoming the first pitcher with a 9-inning CG and 10+ Ks on fewer than 90 pitches since David Cone (perfect game) on July 18, 1999...Ober joined four other Twins to pitch a 9-inning CG on fewer than 90 pitches (since 1988, when pitch counts were tracked), the others being Carlos Silva (5/20/05 - 74 pitches), John Smiley (10/2/92 - 80 pitches), Bill Krueger (4/17/92 - 85 pitches) and Rick Aguilera (9/26/89 - 88 pitches).
- Struck out then-career-high 11 batters in 8.0 scoreless innings pitched with one hit allowed and two walks on July 28 at Detroit.
- Earned ninth and 10th win of season on July 22 vs. Philadelphia and July 28 at Detroit...the ninth win set single-season career-high and 10th win marked fastest Twin to reach 10 wins for season.
- Earned win in four-consecutive starts from July 22-August 9, tying career-long winning streak; posted a 1.29 ERA (28.0 IP, 4 ER) with 31 strikeouts in that span.

CAREER HIGHS

IP: 9.0, 6/22/24 at OAK

SO: 12, 9/18/24 at CLE

Walks: 4, 6/4/24 at NYY

CG: 1, 6/22/24 at OAK

Low-Hit CG: 4, 6/22/24 at OAK

Win-Streak: 4, 3x, last 7/22-8/9/24



MLB PITCHING LEADERS

xBA in 2024

1. Zack Wheeler, PHI197
2. Tarik Skubal, DET208
3. Bailey Ober, MIN209
4. Dylan Cease, SD210
5. Cole Ragans, KC216



- * Posted 11-consecutive quality starts from June 16-August 20, tied for the third-longest streak in club history (since 1961)...tied Frank Viola (1987) and Dick Woodson (1972)...the streak trailed Johan Santana's 21 (2004), Bert Blyleven's 12 (1972-73) and Jim Merritt's 12 (1967)...went 7-1 with a 2.09 ERA (73.1 IP, 17 ER), 16 walks, 80 strikeouts and a .167 opponents batting average (43-for-257) during that stretch.

- * Pitched 7.0 scoreless innings for second time on season on September 7 at Kansas City, allowing one hit and no walks.

- * Struck out career-high 12 batters on September 18 at Cleveland (7.0 IP), fourth time on season and fifth time in career with double-digit strikeout totals.

- * Held left-handed hitters to a .190 average with a .593 OPS, right-handers to a .223 average with a .704 OPS.

- * Set career-highs in wins (12), starts (31), innings pitched (178.2) and strikeouts (191).

- * Posted a run value of eight on offspeed pitches, ranking in the 95th percentile in baseball...also a run value of six on his breaking pitches, ranking in the 86th percentile.

- * Ranked in the 93rd percentile in baseball in chase percentage (33.5%).

- * Opponents went 0-for-5 against his curveball, hit .095 (7-for-74) against his slider and .154 (33-for-214) against his changeup...threw his changeup 792 times, sixth-most in baseball...generated 84 strikeouts on that pitch, the second most in baseball behind Christopher Sánchez (91).

- * Finished fourth among qualified AL pitchers in WHIP (1.00), seventh in strikeouts-per-walk (4.44) and eighth in strikeouts (191).

MLB PITCHING LEADERS

xERA IN 2024

1. Tarik Skubal, DET.....	2.72
2. Zack Wheeler, PHI.....	2.80
3. Logan Gilbert, SEA.....	3.14
4. Bailey Ober, MIN.....	3.22
5. Hunter Brown, HOU.....	3.31

2023: Pitched in Twins spring training and did not make Opening Day roster...was odd man out of club's starting rotation (Pablo López, Sonny Gray, Joe Ryan, Tyler Mahle, Kenta Maeda) and was optioned to Triple-A St. Paul on March 26...was Saints Opening Day starter on March 31 at Toledo, allowing three runs (2 earned) on five hits in 3.0 innings pitched and was dealt the loss...made four starts for the Saints from March 31-April 18, going 2-1, 2.55 ERA (17.2 IP, 5 ER) with 13 hits allowed, six walks and 22 strikeouts...named Twins minor league Pitcher of the Week on April 23, pitching 5.0 shutout innings with three hits allowed, one walk and six strikeouts in a start vs. Scranton/Wilkes-Barre...recalled by Minnesota on April 23 to make spot start that day vs. Washington, allowing one run on three hits in 5.2 innings pitched, earning the win...optioned back to St. Paul next day, April 24...did not appear during stint with St. Paul and recalled April 29 to fill starting rotation spot vacated by Kenta

TWINS ALL-TIME LEADERS

K/9.0 IP IN SINGLE SEASON

1. Pablo López, 2023.....	10.86
2. Kenta Maeda, 2020.....	10.80
3. Johan Santana, 2004.....	10.46
4. José Berrios, 2020.....	9.71
5. Johan Santana, 2007.....	9.66
6. Bailey Ober, 2024.....	9.66

BAILEY BITS

Favorite thing you did this last offseason? "We took a couple trips down to Charleston, South Carolina, me and Montana, my wife, went down there by ourselves at the beginning of the off-season. And then last weekend we went down and celebrated one of my old college teammates getting on like the wall of fame at our school."

What is your favorite baseball memory growing up? "Playing in the backyard with my brother and my dad, just playing catch. Just trying to improve at the game of baseball and just having fun."

Significance behind your uniform number? "That was my dad's favorite number (17) and he played a bunch of sports growing up, he played a little bit of college basketball so just kinda picked that from him when I was a kid and it's been my favorite number since."

Most influential person in your life pertaining to baseball? "I'd probably say my dad just cause he's the one that taught me everything from a young age."

What was your first job? "First real job was a pro baseball player, but I had a bunch of other side stuff that I would do, working some camps when I was in college and stuff like that."

Any favorite Twins players growing up? "Growing up in North Carolina I didn't get a whole lot of Twins action but obviously I knew the main stars. Torii Hunter was awesome, watching as a kid. Joe Mauer, Justin Morneau, Johan Santana, were probably the guys that stood out the most."

Favorite memory from minor league days? "My first year in pro ball we won the championship in rookie ball so that was pretty fun to have my first kinda real celebration in pro ball."

If you retired from baseball tomorrow, what would you do as a job or hobby? "My hobby would be playing golf. I'd be playing golf a lot. If I wanted to work again, I'd probably try to work into a front office job in any professional sports, but probably try to do something in baseball."

Maeda (IL)...went 2-0, 1.82 ERA (24.2 IP, 5 ER) with four walks and 24 strikeouts in next four starts for Minnesota, striking out exactly six batters in each start...pitched 7.0 shutout innings twice on season: May 5 at Cleveland and July 1 at Baltimore...finished the first half with a record of 5-4, 2.61 ERA (82.2 IP, 24 ER), with opponents hitting .207, 18 walks and 79 strikeouts...ranked fifth in the AL in ERA pre-All-Star break and ninth in baseball...allowed three earned runs-or-fewer in 15 of first 16 starts with Twins from April 23-July 23, until allowing a career-high six runs on July 29 at Kansas City (4.0 IP)...did not walk a batter in a career-long four-start stretch from July 18-August 4 (21.0 IP)...struck out season-high nine batters on August 9 at Detroit (5.0 IP)...reached professional career high in innings pitched on August 27 vs. Texas, at 122.2...optioned to Triple-A St. Paul on August 28, to limit innings...made one start for the Saints and returned to Minnesota on September 15 where he finished season...set career-highs in wins (8), innings pitched (144.1), starts (26) and strikeouts (146)...ranked fourth on Twins staff in starts, innings and strikeouts...left off AL Wild Card Series roster vs. Toronto but added to ALDS roster vs. Houston...made Postseason debut and started Game 1 of ALDS on October 7 at Minute Maid Park, allowing three runs on four hits in 3.0 innings pitched, with no walks and two strikeouts and was dealt the loss in a Twins 6-4 defeat...made second appearance in relief in Game 3 of ALDS on October 10 at Target Field, allowing three runs on four hits in 1.1 inning pitched in a Twins 9-1 defeat.

2022: Made Twins Opening Day roster for first time in career and was club's number three starter April 10 vs. Seattle, allowing four runs on four hits in 5.0 innings pitched, with two walks and four strikeouts, earning the win in a Twins 10-4 victory...made four starts for Twins from April 10-28, going 1-1, 2.75 ERA (19.2 IP, 6 ER), with five walks and 16 strikeouts before being placed on 10-day Injured List with a right groin strain on April 30...made one start on rehab assignment with Triple-A St. Paul May 15...returned from rehab assignment and reinstated from IL May 21...made three more starts for Twins from May 22-June 1, going 0-1, 5.79 ERA (14.0 IP, 9 ER) and was placed on 15-day Injured List with a right groin strain on June 6...transferred to 60-day IL on July 30...made three starts on rehab assignment from September 1-11, two with Low-A Fort Myers and one with St. Paul; reinstated from IL September 16...made four starts for the Twins after injury to finish the season, going 1-1, 2.01 ERA (22.1 IP, 5 ER) with four walks and 22 strikeouts in those four...set career-high with 10 strikeouts September 27 vs. Chicago-AL...also set career-high with 7.1 innings pitched, just the third Twins starter to reach the eighth inning on the season (Dylan Bundy and Joe Ryan once each)...posted a 4.8 walk percentage, ranking in the 91st percentile in baseball...walked just 11 of 227 batters faced...posted a 34.4 chase percentage, ranking in the 92nd percentile in baseball...held opponents to a .095 batting average on his curveball (102 pitches) and a .188 average on his slider (220 pitches)...posted a 37.0 whiff percentage on slider, fanning hitters 25 times in 71 plate appearances.

2021: Spent first spring training of career with Twins; optioned to alternate training site March 14...began season with Triple-A St. Paul and was the club's fifth starter, making his Triple-A debut May 8 at Omaha and allowing one run on three hits in 3.0 innings pitched, with two walks and three strikeouts...made one more start for the Saints May 13 and was recalled by Minnesota May

AL PITCHING LEADERS

OPPONENT BA SINCE ASB OF 2023
(min. 200.0 IP)

1. Tarik Skubal.....	.204
2. Cole Ragans.....	.208
3. Logan Gilbert.....	.213
4. Kutter Crawford.....	.216
5. Nick Pivetta.....	.220
6. Dean Kremer.....	.221
7. Bailey Ober.....	.222

right hip strain, ending his season...his 20 starts marked the most by a Twins rookie since Adalberto Mejia had 21 in 2017, while his 96 strikeouts were the most since Trevor May had 110 in 2015...96 strikeouts also matched Nick Blackburn (2008) and Gerry Arrigo (1964) for 10th most in a single season by a Minnesota rookie...held right-handed batters to a .235 (46-for-196) average with the Twins and left-handed batters to a .288 (46-for-160) average...posted a 5.05 strikeout-to-walk ratio, the highest single-season mark by a Twins/Senators rookie pitcher (min. 70.0 IP), and tops among all major league rookies (also min. 70.0 IP)...also posted a 1.1 WAR, per Baseball Reference...became the first Twins rookie pitcher to surpass 1.0 WAR in a single season since Tyler Duffey in 2015 (1.6 WAR)...finished the season with a record of 4-3, 3.99 ERA (108.1 IP, 48 ER), 24 walks, 117 strikeouts and a .252 opponent batting average in 24 starts combined between St. Paul and Minnesota...Twins went 12-8 in his starts for a .600 winning percentage, the best of any Twins starter...ranked sixth among American League rookies in ERA (4.19, minimum 90.0 IP) and 12th in innings pitched (92.1)...given Bill Boni Award as Twins Most Outstanding Rookie, given by the Twin Cities Chapter of the BBWAA.

2020: Spent spring training on minor league side of Lee County Sports Complex in Fort Myers, FL...was not part of Twins' 60-man Player Pool for season...added to Twins 40-man roster on November 20...ranked 30th-best prospect in Twins system by MLB.com in December.

2019: Split season between three levels of Twins organization, combining to go 8-0, 0.69 ERA (78.2 IP, 6 ER) with nine walks, 100 strikeouts and a .194 opponents batting average in 14 games (13 starts) for GCL Twins, High-A Fort Myers and Double-A Pensacola...led all Twins minor league pitchers (min. 75.0 IP) with a 0.69 ERA (78.2 IP, 6 ER) and 0.81 WHIP...became the first Twins minor league pitcher to allow six-or-fewer earned runs in 78.2-or-more innings pitched since at least 1961...named Florida State League Pitcher of the Week for Fort Myers on April 14 and Southern League Pitcher of the Week for Pensacola on September 2...named Twins minor league Pitcher of the Week twice on the season: once for Fort Myers on August 4 (6.1 IP, 0 ER, 6 H in 1 start) and again on August 25 with Pensacola (1-0, 7.0 IP, 0 ER, 3 H, 0 BB, 12 K)...held right-handed batters to a .183 (28-for-153) batting average and left-handed batters to .206 (27-for-131).

UNDER CENTER

Bailey is a fan of the Carolina Panthers but visited Minnesota Vikings practice in August of 2023 with former teammate Sonny Gray. The Vikings were having a joint practice with the Tennessee Titans (who Gray is a fan of). Bailey met up with his old high school friend and teammate, Garrett Bradbury, who is the starting center for the Vikes. The Vikings marketing staff sent Bailey a custom made number 17 throwback jersey to thank him for stopping by.

2018: Made a career-high 14 starts for Low-A Cedar Rapids, going 7-1, 3.84 ERA (75.0 IP, 32 ER)...named Twins minor league Pitcher of the Week in consecutive weeks: July 7, going 1-0 with 7.0 shutout innings and 12 strikeouts vs. Wisconsin for the Kernels, and again July 14, going 1-1 with two runs allowed in 7.0 innings and 10 strikeouts vs. Fort Wayne...became first ever Twin to win the award twice in a season.

2017: Began his spring/summer baseball season playing at College of Charleston, going 7-2, 4.50 ERA (56.0 IP, 28 ER) with 11 walks and 73 strikeouts in 10 starts prior to beginning his professional career with Rookie-Elizabethton in late July, making six appearances (4 starts) for the E-Twins.

PROFESSIONAL: Selected by Twins in 12th round of 2017 First-Year Player Draft, signed by scout Seth Moir...originally selected by Los Angeles-LNL in the 23rd round of the 2016 First-Year Player Draft, but elected to return to the College of Charleston for the 2017 season.

OBER'S PITCHING RECORD

YEAR	CLUB	W-L	ERA	G	GS	CG	SH	SV	IP	H	R	ER	HR	HB	BB	SO	WP	K/9	BAA
2017	Elizabethton	2-2	3.21	6	4	0	0	0	28.0	24	10	10	2	2	3	35	2	11.3	.229
2018	Cedar Rapids	7-1	3.84	14	14	0	0	0	75.0	71	32	32	7	0	9	88	1	10.6	.249
2019	GCL Twins	1-0	0.00	2	1	0	0	0	9.0	6	2	0	0	1	1	13	1	13.0	.176
	Fort Myers	4-0	0.99	8	8	0	0	0	45.2	39	8	5	1	1	6	53	0	10.4	.231
	Pensacola	3-0	0.38	4	4	0	0	0	24.0	10	2	1	1	0	2	34	0	12.8	.123
2020	DID NOT PLAY - MINOR LEAGUE SEASON CANCELLED																		
2021	St. Paul	1-0	2.81	4	4	0	0	0	16.0	13	5	5	0	0	5	21	0	11.8	.217
	MINNESOTA	3-3	4.19	20	20	0	0	0	92.1	92	45	43	20	1	19	96	1	9.4	.258
2022	Fort Myers	0-0	1.29	2	2	0	0	0	7.0	4	1	1	1	0	1	6	0	7.7	.167
	St. Paul	0-1	4.66	2	2	0	0	0	9.2	5	6	5	2	1	2	13	1	12.1	.147
	MINNESOTA	2-3	3.21	11	11	0	0	0	56.0	48	22	20	4	2	11	51	0	8.2	.227
2023	St. Paul	2-1	2.38	5	5	0	0	0	22.2	16	7	6	1	0	6	25	0	9.9	.195
	MINNESOTA	8-6	3.43	26	26	0	0	0	144.1	125	58	55	22	7	29	146	1	9.1	.232
2024	MINNESOTA	12-9	3.98	31	31	1	0	0	178.2	136	81	79	27	6	43	191	1	9.6	.208
	Minor League Totals	20-5	2.47	47	44	0	0	0	237.0	188	73	65	15	5	35	288	5	10.9	.215
	Major League Totals	25-21	3.76	88	88	1	0	0	471.1	401	206	197	73	16	102	484	3	9.2	.228

OBER'S DIVISION SERIES RECORD																			
YEAR	OPPONENT	W-L	ERA	G	GS	CG	SHO	SV	IP	H	R	ER	HR	HB	BB	SO	WP	K/9	BAA
2023	Houston	0-1	12.46	2	1	0	0	0	4.1	8	6	6	4	1	1	4	0	8.3	.381

OBER'S CAREER FIELDING RECORD								
POSITION	PCT	G	PO	A	E	TC	DP	PB
Pitcher	.971	88	23	44	2	69	2	—

OBER'S CAREER BATTING RECORD																	
BATTING	AVG	AB	R	H	2B	3B	HR	RBI	SH	SF	HBP	BB	SO	SB	OBP	OPS	
Career	.500	2	0	1	0	0	0	0	0	0	0	0	0	0	.500	1.000	

OBER'S PROFESSIONAL INJURED LIST HISTORY		
DATES	INJURY	LEVEL
June 6-September 16, 2022	Right Groin Strain	Minnesota
April 30-May 21, 2022.....	Right Groin Strain	Minnesota
September 28-end of 2021 season	Right Hip Strain	Minnesota
September 8-16, 2019	Right Elbow Inflammation.....	Double-A Pensacola
April 29-July 12, 2019	Right Ulnar Nerve Subluxation.....	High-A Fort Myers.....
July 28-end of 2018 season.....	Right Elbow Strain	Low-A Cedar Rapids.....



»» Bailey started wearing more custom-made cleats in 2024. A Minnesota-based sneaker & lifestyle company called Winona Kicks reached out to him last season to put some basketball-style sneakers on cleats. He started with red Kobe 6s, then a couple Kevin Durant shoes and Anthony Edwards' AEs. In the picture above Bailey is wearing Nike KD 3 Christmas edition, wearing those on games he pitched in the club's City Connect uniform. Growing up Bailey played a lot basketball, which is where his love of basketball shoes came from, wearing them everyday to school.



20

CHRIS PADDOCK

RHP

H/W: 6-5/225 **B/T:** R/R
OPENING DAY AGE: 29
BORN: 1/8/1996 in Austin, TX
RESIDES: Burnet, TX

ACQUIRED: Trade with SD, 4/7/22
M.L. SERVICE: 6 years
OPTIONS USED: 0 of 3
CONTRACT STATUS: Signed thru 2025

PERSONAL: Christopher Joseph Paddock (pronounced pad-ICK)...Instagram: @paddock29...Padres fans began calling Paddock "the Sheriff" in Spring Training 2019 as an ode to his Texas roots and his cowboy hat and boots he wears on start days...the nickname took off when the Austin, TX native made his debut with the Padres by starting the fourth game of the 2019 season...Padres fans began wearing cowboy hats to his starts and badges with "Paddock's Posse" inscribed on them...had 40-plus family members and friends in attendance for his major league debut, and they too donned cowboy hats and boots in lieu of Paddock jerseys, which weren't yet available...has the word "Relentless" stitched on his glove...in an article in 2019, Paddock said "For me, it's just a reminder — what I'm doing, why I'm doing what I'm doing. If I catch myself with a lack of focus, that's just a focal point for me."...Paddock got a lion with blue eyes and the outline of the state of Texas tattooed on his left forearm following the 2019 season, and also has the number "236" tattooed on his right ribcage, referencing the number the Marlins selected him overall in the 2015 First-Year Player Draft...it serves as a reminder of how many players were taken before him...his pre-game rituals include eating an entire pizza the night before his start...is a fan of Texas A&M athletics...participated in 2023 TwinsFest at Target Field in January.

CAREER HIGHLIGHTS Twins are third career organization (Miami - 2015-16 and San Diego - 2016-21)...re-joined starting rotation in 2024, coming back from Tommy John surgery...was limited to pitching just first half of 2024 until some arm fatigue set in in late June...missed almost entire 2022 season and first five-plus months of 2023 season recovering from Tommy John surgery on right elbow...made major league debut March 31, 2019 vs. San Francisco...named to *Baseball America's* Major League All-Rookie Team in 2019...among prospect rankings in the Padres system entering 2019, he was ranked No. 4 by ESPN.com, No. 5 by MLB.com and No. 6 by *Baseball America*...underwent Tommy John surgery in 2016, missing the entire 2017 season...named 2018 Minor League Pitcher of the Year by Yahoo! Sports and Padres Pitching Prospect of the Year by MLB Pipeline...named to MiLB.com San Diego Organizational All-Star team in 2018.

POSTSEASON CAREER: 2023: Made two appearances during ALDS vs. Houston, pitching in Games 1 and 4, tossing 3.2 scoreless innings of relief with one hit allowed, no walks and six strikeouts...pitched 2.1 scoreless innings in decisive Game 4 at Target Field, fanning four of his seven batters faced...**2020:** Made first career Postseason start and appearance in Game 1 of the NLWCs vs. St. Louis on September 30, allowing six runs and eight hits in 2.1 innings pitched in San Diego's 7-4 defeat.

2024:

- Made Twins Opening Day roster and was club's number five starter to begin season, making first start on April 3 at Milwaukee and allowing two runs on six hits in 4.0 innings pitched...did not factor into the decision of a Twins 7-3 victory...marked his first start since May 8, 2022, a span of 695 days between major league starts, after missing most of 2022 and 2023 recovering from Tommy John surgery on right elbow.
- Tied career highs with nine runs allowed and 12 hits allowed on April 16 at Baltimore.
- Bounced back in next start to strikeout 10 batters in 7.0 scoreless innings pitched on April 22 vs. Chicago-AL...marked fourth career double-digit strikeout total.
- Struck out 10 batters again three starts later on May 8 vs. Seattle, allowing one run on eight hits in 5.1 innings pitched.
- Tied career-long winning streak, earning wins in four consecutive starts from April 22-May 8, posting a 1.93 ERA (23.1 IP, 5 ER) with just three walks and 28 strikeouts in that span.
- Set career-high with 8.0 innings pitched on May 19 at Cleveland...allowed two runs on three hits, with no walks and six strikeouts but did not factor into the decision in a Twins 5-2 defeat.
- Placed on 15-day Injured List on June 25 with right arm fatigue; reinstated on July 8.
- Made two more starts upon return to the rotation, pitching 5.0 innings apiece on July 8 at Chicago-AL and July 14 at San Francisco, before being placed back on the 15-day IL on July 20 with right forearm strain.
- Finished season on 15-day IL while rehabbing back at Target Field.
- Went 4-1, 3.61 ERA (47.1 IP, 19 ER) with nine walks and 48 strikeouts in nine home starts, compared to 1-2, 6.59 ERA (41.0 IP, 30 ER) with 12 walks and 31 strikeouts in eight road starts.
- Held right-handed hitters to a .264 average with a .732 OPS, compared to left-handed hitters hitting .303 with an .802 OPS.

2023: Signed three-year contract extension on January 18...placed on 60-day Injured List on February 23, recovering from Tommy John surgery on his right elbow...appeared in three games on rehab assignment during most of September, going 0-1, 3.72 ERA (9.2 IP, 4 ER) with three walks and 15 strikeouts between Low-A Fort Myers, Double-A Wichita and Triple-A St. Paul; reinstated on September 24...made return on September 24 vs. Los Angeles-AL...exited the bullpen and as he was approaching the infield dirt, the umpires called for the tarp and a 50-minute rain delay transpired...Paddock went straight to the dugout and did not pitch in the game but was officially in the boxscore...made "official" return to major

CAREER HIGHS

IP: 8.0, 5/19/24 at CLE
SO: 11, 2x, last 6/18/21 vs. CIN
Walks: 4, 4/6/19 at STL
CG: --
Low-Hit CG: --
Win-Streak: 4, 2x, last 4/22-5/8/24



league mound on September 25 vs. Oakland, pitching 2.0 innings of relief, allowing three runs on four hits, with one walk and four strikeouts, marking his first major league appearance in 507 days...threw fastest pitch of career, a 99 mph four-seam fastball to Zack Gelof in the top of the sixth inning...earned first and only win of season in final appearance on September 30 at Colorado...entered after Emilio Pagan in bullpen day for Twins, pitching 3.0 shutout innings, with two hits allowed, no walks and four strikeouts...made two appearances during ALDS vs. Houston, pitching in Games 1 and 4, and tossing 3.2 scoreless innings of relief with one hit allowed, no walks and six strikeouts...pitched 2.1 scoreless innings in decisive Game 4 at Target Field, fanning four of his seven batters faced...averaged 96.6 mph on fastball during Postseason.

2022: Began season in Minnesota's starting rotation after being acquired the day before Opening Day. April 7, from San Diego in a trade, along with right-handed pitcher Emilio Pagan, in exchange for left-handed pitcher Taylor Rogers and outfielder Brent Rooker...was the club's number six starter as the Twins began the season with a six-man rotation...made first start on April 13 vs. Los Angeles-NL, allowing three runs on six hits in 4.0 innings pitched, with no walks and three strikeouts and was dealt the loss...set season-high in strikeouts (6) and innings pitched (5.2) in a start April 26 vs. Detroit...made five starts for the Twins before being placed on 10-day Injured List May 10 with right elbow inflammation...soon after it was diagnosed that he needed Tommy John surgery on right elbow...underwent surgery May 18, ending season...marked his second Tommy John surgery after having the procedure performed in 2016 with San Diego...signed three-year contract extension January 18, 2023, keeping him with the Twins through 2025.

2021: Made San Diego's Opening Day roster for third consecutive season and was club's number four starter to begin season...did not allow a home run in his first three starts (April 4-15), tying his career-high, and posted another homeless three-start stretch from July 21-August 30...it was his first three-start stretch without allowing a home run since he did so during his rookie 2019 season when he began his career without allowing a homer in his first three starts and then did so again in his fifth through seventh career starts...was the only Padres starter to receive double-digit runs of support, getting 12 runs May 21 vs. Seattle and a franchise-high 19 runs July 16 at Washington in San Diego's record-setting 24-8 victory...it was the second-most runs any hurler received in the majors in 2021, behind only Toronto Steven Matz's 22 September 12 at Baltimore...among all pitchers who tossed at least 100.0 innings, his 7.89 run support average ranked first in the NL and second in the majors behind only Steven Matz's 7.94...struck out a career-high-tying 11 of the 22 batters he faced June 18 vs. Cincinnati in 5.0 innings pitched and 87 pitches...snapped a streak of 54 consecutive starts to begin his career, making his first relief appearance in the first half finale July 11 vs. Colorado due to Ryan Weathers' injury...tossed 2.0 innings of one-run ball with four hits allowed and four strikeouts...earned the win in three consecutive outings from July 16-27, tying a career-high from his rookie 2019 season (April 24-May 6, 2019; the 5th-7th starts of his career)...threw career-high 102 pitches across 6.0 innings July 27 vs. Oakland...threw 5.0-plus innings in 13 of his 22 starts...placed on 10-day Injured List July 30 with left oblique strain suffered in a bullpen session, one of his three IL stints on season...missed the club's next 25 games before being reinstated August 30...placed on the 10-day IL on September 13 with right elbow inflammation and did not return...held left-handed batters to a .214 (46-for-215) batting average and right-handed batters to a .325 (69-for-212) average...relied on three pitches: 4-Seam Fastball (62%), Changeup (26%) and Curveball (12%)...threw 230 curveballs, with opponents hitting .163 off the pitch...among all pitchers who threw at least 100 curveballs in 2021, the average vertical movement of 61.6 inches was 13th highest...his 4.8 walk percentage was a career-low and ranked in the 95th percentile among all ML pitchers...since debut season in 2019 through the end of 2021, his 67.6 first pitch strike percentage was tied with Rick Porcello and Tyler Anderson for the highest percentage in the majors (min. 1,000 batters faced)...led the Padres staff with a 1.83 walks-per-9.0 innings ratio that also ranked tied for ninth in baseball (min. 100.0 IP) and tied for fourth in the NL.

2020: Made his first career Opening Day start July 24 vs. Arizona, tossing 6.0-shutout innings of four-hit ball...on his debut season in 2019 through 2020, posted a 69.8 first pitch strike percentage, which led the majors (min. 700 batters faced)...it ranked ahead of Madison Bumgarner (69.2%), Max Scherzer (68.9%) and Clayton Kershaw (67.8%)...posted 58 strikeouts to 12 walks for a 4.83 SO/BB ratio...among all major league pitchers who made at least 12 starts, his 4.83 SO/BB ratio ranked 10th in the majors and fifth in the NL...four of his 12 free walks came vs. right-handed batters, tied for the fifth-fewest in the majors (min. 100 RHH batters faced)...began the season 2-1 with a 3.18 ERA through his first four starts...went 2-4 with a 5.70 ERA through his final eight starts...with no runners on, opponents hit .296 (40-for-135)...when they got on base, limited opposition to a .213 clip (20-for-94)...allowed 14 home runs, tied for third most in the majors...made 35th career start September 5 vs. Oakland...with 201 career strikeouts through his first 35 starts, Paddack became the seventh Padre in club history to record 200+ strikeouts through his first 35 career starts.

THIS AIN'T TEXAS

Chris claims to have seven cowboy hats that he keeps in his rotation and doesn't necessarily prefer one over another. He says he wears one of his cowboy hats pretty much any time he's not at the ballpark and started wearing them from a young age while growing up in Texas.

Chris was born in Austin, Texas and makes his off-season home in Crowley, Texas, about 15 miles south of Fort Worth. He grew up on a ranch just outside of Austin and loves the laid back lifestyle outside the city. He jokes to his teammates that his cowboy boots are his Jordans and his cowboy hats are his version of Gucci accessories.

2019: Broke camp with the Padres and spent the majority of the season with San Diego, ranking second on the club in wins (9) and strikeouts (153) and third in starts (26) and innings pitched (149.2)...became just the third pitcher since 1908 to allow five-or-fewer hits in each of his first nine career starts (min. 3.0 IP-per-start), tying New York-AL's Bill Burbach's nine in 1969 to begin his career and trailing only Milwaukee's Freddy Peralta's 10 such starts in 2018...his 10-straight starts (min. 4.0 IP) from April 12-June 11 allowing one-or-fewer walks tied Ed Whitson (1984) for the longest streak in San Diego history and fifth longest overall in 2019...struck out a career-high 11 and earned his third consecutive win vs. New York-NL on May 6, tossing 7.2 scoreless IP of four-hit ball...optioned to High-A Lake Elsinore on June 12 and did not pitch before being recalled by San Diego June 22...went 1-3, 7.57 ERA across six starts from July 23 to August 23 before going 2-0, 0.77 ERA across his final four starts of the season from August 29-September 17...surrendered just two home runs through his first seven starts before going on to allow 23 total home runs on the season, including seven outings with two-plus homers allowed...became one of only 14 rookies in major league history to make 25-plus starts and have a sub-1.00 WHIP...his 2.4 pitching WAR was the fourth-highest among all rookie pitchers in 2019 and sixth among all San Diego rookies in a season...among Padres rookies who have made 25+ starts in a season, Paddack posted the lowest WHIP, ERA (3.33), opponent average (.204), opponent OBP (.255), OPS (.635), base runners/9.0 IP (9.21), BB/9.0 IP (1.98), hits/9.0 IP (6.85) and the best SO/BB ratio (4.94)...he led all rookies in 2019 in the preceding categories as well, trailing only Mike Soroka's ERA (2.86) and opponent OPS (.628)...ranked in the top 10 among all major league pitchers (min. 25 starts) in opponent OBP (3rd), WHIP (T-5th), base runners/9.0 IP (6th), opponent batting average (7th) and hits/9.0 IP (9th)...posted a 6.80 SO/BB ratio (68/10) in his 11 starts at home in 2019, the third-highest SO/BB ratio of any rookie in home starts since 1906 (min. 50.0 IP, 10 starts)...named to *Baseball America's* Major League All-Rookie Team.

2018: Split the season between High-A Lake Elsinore and Double-A San Antonio, striking out 120 while walking only eight (15.00 SO/BB) en route to being named Minor League Pitcher of the Year by Yahoo! Sports and Padres Pitching Prospect of the Year by MLB Pipeline...went 7-3, 2.10 ERA

MAD DUCK OUTFITTERS

Chris, along with his friend and former minor league Logan Campbell, are the founders of Mad Duck Outfitters, an outdoor & sporting goods company. They also host a podcast called "Under the Feathers," which blends their love for waterfowl hunting and baseball. Paddack will often bring in Mad Duck gear to the clubhouse for his teammates to wear.

(90.0 IP, 21 ER) in 17 combined starts between both stops...promoted to San Antonio July 5... named California League Midseason All-Star...did not walk more than one batter in any of his 17 starts...among prospect rankings in the Padres system entering 2019, he was ranked No. 4 by ESPN.com, No. 5 by MLB Pipeline and No. 6 by *Baseball America*...named MiLB.com organizational All-Star for Padres...named MiLB.com Staff Choice for Best Starting Pitcher...named *Baseball America* High Class-A All-Star.

2017: Missed the entire 2017 season recovering from Tommy John surgery in August 2016.

2016: Acquired by San Diego from Miami in exchange for right-handed pitcher Fernando Rodney June 30...went a combined 2-0, 0.85 ERA in nine starts between Low-A Greensboro and Low-A Fort Wayne...named South Atlantic League Pitcher of the Week June 26 with Greensboro...allowed just one run across his three starts and 14.0 IP (0.64 ERA) for Fort Worth from July 7-18 before undergoing Tommy John surgery in August.

2015: Made 11 appearances (7 starts) for GCL Marlins in 2015, going 4-3, 2.18 ERA (45.1 IP, 11 ER) and 39 strikeouts.

PROFESSIONAL: Originally selected by Miami in eighth round of 2015 First-Year Player Draft...acquired by San Diego via trade with Miami on June 30, 2016, in exchange for right-handed pitcher Fernando Rodney...acquired by Twins via trade with San Diego on April 7, 2022, along with right-handed pitcher Emilio Pagán and a PTBNL, in exchange for left-handed pitcher Taylor Rogers, outfielder Brent Rooker and cash considerations.

SUITED AND BOOTED

Chris loves to wear a suit about every fifth or sixth day, claiming it was just how he was raised. He's been doing it since the beginning of his career, saying it makes him feel more professional. Subscribes to the idea that if you look good you feel good, and if you feel good you play good.

PADDACK'S PITCHING RECORD

YEAR	CLUB	W-L	ERA	G	GS	CG	SHO	SV	IP	H	R	ER	HR	HB	BB	SO	WP	K/9	BAA
2015	GCL Marlins	4-3	2.18	11	7	0	0	0	45.1	37	14	11	1	1	7	39	3	7.7	.219
2016	Greensboro	2-0	0.95	6	6	0	0	0	28.1	9	3	3	2	3	2	48	0	15.2	.098
	Fort Wayne	0-0	0.64	3	3	0	0	0	14.0	11	1	1	0	0	3	23	0	14.8	.212
2017		INJURED - DID NOT PLAY																	
2018	Lake Elsinore	4-1	2.24	10	10	0	0	0	52.1	43	13	13	3	4	4	83	0	14.3	.223
	San Antonio	3-2	1.91	7	7	1	0	0	37.2	23	8	8	1	2	4	37	2	8.8	.177
2019	SAN DIEGO	9-7	3.33	26	26	0	0	0	140.2	107	58	52	23	6	31	153	1	9.8	.204
2020	SAN DIEGO	4-5	4.73	12	12	0	0	0	59.0	60	33	31	14	2	12	58	0	8.8	.262
2021	SAN DIEGO	7-7	5.07	23	22	0	0	0	108.1	115	67	61	15	1	22	99	2	8.2	.269
2022	MINNESOTA	1-2	4.03	5	5	0	0	0	22.1	25	10	10	0	1	2	20	1	8.1	.284
2023	Fort Myers	0-0	6.75	1	1	0	0	0	2.2	2	2	2	0	0	2	4	0	13.5	.200
	Wichita	0-1	4.50	1	1	0	0	0	4.0	4	2	2	1	0	0	6	1	13.5	.267
	St. Paul	0-0	0.00	1	0	0	0	0	3.0	2	0	0	0	0	1	5	0	15.0	.182
	MINNESOTA	1-0	5.40	2	0	0	0	0	5.0	6	3	3	1	0	1	8	1	14.4	.286
2024	MINNESOTA	5-3	4.99	17	17	0	0	0	88.1	102	50	49	14	1	21	79	3	8.0	.283
Minor League Totals		13-7	1.92	40	35	1	0	0	187.1	131	43	40	8	10	23	245	6	11.8	.195
Major League Totals		27-24	4.38	85	82	0	0	0	423.2	415	221	206	67	11	89	417	8	8.9	.252

PADDACK'S WILD CARD RECORD

YEAR	OPPONENT	W-L	ERA	G	GS	CG	SH	SV	IP	H	R	ER	HR	HB	BB	SO	WP	K/9	BAA
2020	St. Louis	0-1	23.14	1	1	0	0	0	2.1	8	6	6	1	0	0	1	0	3.9	.571

PADDACK'S DIVISION SERIES RECORD

YEAR	OPPONENT	W-L	ERA	G	GS	CG	SH	SV	IP	H	R	ER	HR	HB	BB	SO	WP	K/9	BAA
2023	Houston	0-0	0.00	2	0	0	0	0	3.2	1	0	0	0	0	0	6	1	14.7	.083

PADDACK'S BATTING RECORD

BATTING	AVG	AB	R	H	2B	3B	HR	RBI	SH	SF	HBP	BB	SO	SB	OBP	OPS
Career	.078	77	3	6	0	0	0	2	9	0	1	1	45	0	.101	.179

PADDACK'S CAREER FIELDING RECORD

POSITION	PCT	G	PO	A	E	TC	DP	PB
Pitcher	.915	85	24	41	6	71	1	—

PADDACK'S PROFESSIONAL INJURED LIST HISTORY

DATES	INJURY	LEVEL
July 20-end of 2024 season.....	Right Forearm Strain.....	Minnesota.....
June 25-July 8, 2024.....	Right Arm Fatigue.....	Minnesota.....
February 23-September 24, 2023.....	Recovering from Tommy John Surgery.....	Minnesota.....
May 10-end of 2022 season.....	Tommy John Surgery on Right Elbow.....	Minnesota.....
September 13-end of 2021 season.....	Right Elbow Inflammation.....	San Diego.....
July 31-August 30, 2021.....	Strained Left Oblique.....	San Diego.....
April 30-May 9, 2021.....	Undisclosed Injury.....	San Diego.....
July 27, 2016-April 30-2018.....	Tommy John Surgery on Right Elbow.....	Low-A Fort Wayne/High-A Lake Elsinore.....





30

ERASMO RAMÍREZ
NON-ROSTER INVITE**RHP****H/W:** 6-0/220**B/T:** R/R**OPENING DAY AGE:** 34**BORN:** 5/2/1990 in Rivas, Nicaragua**RESIDES:** Seminole, FL**ACQUIRED:** Signed as minor league free agent, 2/15/25**M.L. SERVICE:** 9 years, 3 days**OPTIONS USED:** 3 of 3**CONTRACT STATUS:** Signed thru 2025

PERSONAL: Erasmo José Ramírez Olivera (pronounced eh-RAWS-mo)...wife, RheaAnne, and three children, one daughter and two sons...Instagram: @erasmo_ramirez90

CAREER HIGHLIGHTS: Twins mark seventh organization (Seattle - 2008-14, '17-18), Tampa Bay (2015-17, '23), Boston (2019), New York-NL (2020), Detroit (2021) and Washington (2022-23)...voted 2022 Nationals Pitcher of the Year by Washington D.C. media members...made his MLB debut on April 9, 2012 vs. Texas...named to the 2011 Southern League midseason All-Star Team...named Clinton's 2011 Pitcher of the Year by the Mariners and to the Midwest League midseason and postseason All-Star Teams...named the Mariners 2010 Minor League Pitcher of the Year and the VSL Most Valuable Player.

POSTSEASON CAREER: Has never appeared at major league level.

2024:

- Was in spring training with Tampa Bay as non-roster invite and began season with Triple-A Durham.
- Contract selected by Rays on April 20 and made 11 relief appearances before being DFA'd on May 22.
- Cleared waivers and accepted assignment, returning to Durham...went 1-2, 3.60 ERA (30.0 IP, 12 ER) in 20 games for the Bulls and had contract selected for second time on August 26.
- Appeared in two games for Rays in late August and was DFA'd again on August 31.
- Accepted assignment again and reported to Durham where he finished season, making five appearances for Bulls in September.
- Granted free agency on October 4 and signed with Minnesota on minor league contract with spring training invite on February 15, 2025.

2023: Went 3-3 with a 6.41 ERA (60.1 IP, 43 ER) in 38 appearances (2 GS) between the Rays and Nationals...was designated for assignment by Washington on June 7 and signed a minor league contract with Tampa Bay on June 13.

2022: Went 4-2 with a 2.92 ERA (86.1 IP, 28 ER) across 60 appearances (2 GS) with the Nationals...the 60 appearances were third most on the club...min 80.0 IP, joined TEX Brock Burke as the only relievers in the majors to post a sub-3.00 ERA...led the NL with 80.1 IP in relief...voted Nationals Pitcher of the Year by Washington D.C. media members.

2021: Made 17 relief appearances for the Tigers, going 1-1 with a 5.74 ERA (26.2 IP, 17 ER)...was released on Aug. 28.

2020: Posted a 0.63 ERA (14.1 IP, 1 ER) in six relief appearances for the Mets...min. 12.0 IP, marked the eighth-lowest ERA in the majors.

2019: In one relief outing for the Red Sox, allowed four runs across 3.0 innings...spent the majority of the season with Triple-A Pawtucket.

2018: Made 10 starts for the Mariners, going 2-4 with a 6.50 ERA (45.2 IP, 33 ER)...was on the injured list from March 28-April 22 (right shoulder latissimus dorsi strain) and May 1-Aug. 12 (right teres major strain).

2017: Went 5-6 with a 4.39 ERA (131.1 IP, 64 ER) across 37 appearances (19 GS) between the Mariners and Rays...was acquired by Seattle from Tampa Bay on July 28 in exchange for RHP Steve Cishek.

2016: Made team-high 64 appearances (1 GS) for the Rays and went 7-11 with a 3.77 ERA (90.2 IP, 38 ER) in his first full season as a reliever...led the AL with 85.0 IP in relief, most by a Rays pitcher since J.P. Howell (89.1 IP) in 2008.

2015: Won a career-best 11 games and tossed a career-high 163.1 innings across 34 appearances (27 GS) in his first season with the Rays and first full major league season...posted a 3.75 ERA (163.1 IP, 68 ER)...the 11 wins were second most on the club behind Chris Archer (12) while the 163.1 innings were third most behind Archer (212.0 IP) and Jake Odorizzi (169.1)...acquired by the Rays from the Mariners on March 31 in exchange for LHP Mike Montgomery...carried a no-hitter into the 8th inning on Sept. 14 vs. NYY.

2014: Went 1-6 with a 5.26 ERA (75.1 IP, 44 ER) in 17 appearances (14 GS) with Seattle.

2013: Made 14 appearances (1 GS) over two stints with the Mariners, going 5-3 with a 4.98 ERA (72.1 IP, 40 ER).

2012: In his first major league action, went 1-3 with a 3.36 ERA (59.0 IP, 22 ER) over 16 appearances (8 GS) with the Mariners...made his MLB debut on April 9 vs. Texas (3.0 IP, 2 H, 1 ER, BB, 3 SO)...at 21 years, 343 days old, he was the youngest player on any MLB Opening Day roster.

2011: Split the season between Double-A Jackson and Triple-A Tacoma, going 10-8 with a 4.83 ERA (152.2 IP, 82 ER)...the 10 wins led Mariners minor leaguers...named to the Southern League midseason All-Star Team.

2010: Made 26 appearances (23 GS) for Class-A Clinton, going 10-4 with 2.97 ERA (151.2 IP, 50 ER), the fourth-best mark among Mariners farmhands...named Clinton's Pitcher of the Year by the Mariners and to the Midwest League midseason and postseason All-Star Teams.

2009: Went 11-1 with a 0.51 ERA (88.0 IP, 5 ER) in 14 appearances (13 GS) for the VSL Mariners, leading the Venezuelan Summer League in ERA, wins, strikeouts (80) and innings pitched...named the Mariners Minor League Pitcher of the Year and the VSL Most Valuable Player.

CAREER HIGHS

IP: 8.0, 3x, last 9/22/17 vs. CLE
Walks: 5, 3x, last 5/24/15 vs. OAK
SO: 10, 3x, last 9/22/17 vs. CLE
CG: --
Low-Hit CG: --
Win-Streak: 5, 9/24/15-4/21/16



2008: Went 4-1 with a 2.86 ERA (63.0 IP, 20 ER) across 13 appearances (11 GS) in his professional debut with the VSL Mariners.

PROFESSIONAL: September 1, 2007: Signed by the Seattle Mariners as an amateur free agent; originally signed by scouts Ubaldo Heredia and Bob Engle...March 31, 2015: Traded by the Seattle Mariners to the Tampa Bay Rays for Mike Montgomery...July 28, 2017: Traded by the Tampa Bay Rays to the Seattle Mariners for Steve Cishek and cash...November 2, 2018: Granted Free Agency...December 18, 2018: Signed as a Free Agent with the Boston Red Sox...September 30, 2019: Granted Free Agency...January 24, 2020: Signed as a Free Agent with the New York Mets...June 27, 2020: Released by the New York Mets...June 29, 2020: Signed as a Free Agent with the New York Mets...October 28, 2020: Granted Free Agency...January 19, 2021: Signed as a Free Agent with the Detroit Tigers...August 28, 2021: Released by the Detroit Tigers...March 16, 2022: Signed as a Free Agent with the Washington Nationals...November 6, 2022: Granted Free Agency...December 20, 2022: Signed as a Free Agent with the Washington Nationals...June 8, 2023: Released by the Washington Nationals...June 13, 2023: Signed as a Free Agent with the Tampa Bay Rays...October 13, 2023: Granted Free Agency...December 4, 2023: Signed as a Free Agent with the Tampa Bay Rays...December 15, 2025: Signed minor league contract with Minnesota with non-roster invite to spring training.

RAMÍREZ'S PITCHING RECORD																			
YEAR	CLUB	W-L	ERA	G	GS	CG	SHO	SV	IP	H	R	ER	HR	HB	BB	SO	WP	K/9	BAA
2008	VSL Mariners	4-1	2.86	13	11	1	0	0	63.0	67	23	20	2	2	9	46	5	6.6	.276
2009	VSL Mariners	11-1	0.51	14	13	0	0	0	88.0	54	10	5	1	7	5	80	4	8.2	.174
2010	Clinton	10-4	2.97	26	23	1	0	1	151.2	142	63	50	13	13	21	117	2	6.9	.248
2011	Jackson	7-6	4.73	19	19	0	0	0	110.1	127	74	58	10	8	19	81	5	6.6	.285
	Tacoma	3-2	5.10	7	7	0	0	0	42.1	51	27	24	4	2	13	35	0	7.4	.304
2012	Tacoma	6-3	3.72	15	15	0	0	0	77.1	81	45	32	5	4	18	58	8	6.8	.261
	SEATTLE	1-3	3.36	16	8	0	0	0	59.0	47	26	22	6	3	12	48	0	7.3	.217
2013	Everett	0-0	1.69	1	1	0	0	0	5.1	6	2	1	0	0	1	10	1	16.9	.286
	Jackson	0-0	1.80	1	1	0	0	0	5.0	3	2	1	0	0	2	3	0	5.4	.158
	Tacoma	3-3	3.09	7	7	0	0	0	43.2	43	17	15	4	1	14	42	0	8.7	.256
	SEATTLE	5-3	4.98	14	13	0	0	0	72.1	79	44	40	12	3	26	57	0	7.1	.273
2014	High Desert	0-1	7.50	1	1	0	0	0	6.0	8	6	5	2	0	2	7	0	10.5	.308
	Tacoma	6-5	3.65	15	14	0	0	0	86.1	92	43	35	8	4	13	67	9	7.0	.270
	SEATTLE	1-6	5.26	17	14	0	0	0	75.1	82	44	44	13	6	34	60	3	7.2	.277
2015	TAMPA BAY	11-6	3.75	34	27	0	0	0	163.1	145	73	68	16	9	40	126	3	6.9	.236
2016	TAMPA BAY	7-11	3.77	64	1	0	0	2	90.2	90	39	38	14	4	26	63	7	6.3	.265
2017	SEATTLE	1-3	3.92	11	11	0	0	0	62.0	57	31	27	12	1	15	54	0	7.8	.243
	TAMPA BAY	4-3	4.80	26	8	0	0	1	69.1	66	39	37	10	1	16	55	1	7.1	.252
2018	Modesto	0-0	3.00	1	1	0	0	0	3.0	4	1	1	0	0	1	3	0	9.0	.400
	Arkansas	0-0	2.25	1	1	0	0	0	4.0	4	2	1	0	0	0	6	0	13.5	.267
	Tacoma	0-2	2.41	5	5	0	0	0	18.2	14	7	5	1	1	3	17	0	8.2	.206
	SEATTLE	2-4	6.50	10	10	0	0	0	45.2	52	35	33	14	3	12	33	0	6.5	.284
2019	Pawtucket	6-8	4.74	27	24	1	0	0	125.1	125	75	66	18	5	43	95	6	6.8	.259
	BOSTON	0-0	12.00	1	0	0	0	0	3.0	4	4	4	2	1	1	1	0	3.0	.333
2020	NEW YORK-NL	0-0	0.63	6	0	0	0	1	14.1	8	1	1	1	0	4	9	0	5.7	.163
2021	Toledo	1-0	3.38	5	0	0	0	0	8.0	4	3	3	0	0	3	10	4	11.3	.138
	DETROIT	1-1	5.74	17	0	0	0	0	26.2	24	17	17	4	1	5	20	0	6.8	.238
2022	Rochester	0-0	0.00	5	0	0	0	0	7.0	4	0	0	0	0	1	12	0	15.4	.160
	WASHINGTON	4-2	2.92	60	2	0	0	0	86.1	79	31	28	11	6	14	61	1	6.4	.245
2023	Durham	2-1	5.87	9	1	0	0	0	23.0	27	15	15	4	0	8	29	1	11.3	.293
	TAMPA BAY	1-0	6.48	15	2	0	0	0	33.1	46	27	24	7	1	7	30	2	8.1	.333
	WASHINGTON	2-3	6.33	23	0	0	0	0	27.0	36	20	19	4	3	6	13	0	4.3	.321
2024	Durham	3-4	3.23	37	0	0	0	4	53.0	50	21	19	7	2	15	64	4	10.9	.248
	TAMPA BAY	3-0	4.35	13	0	0	0	1	20.2	12	12	10	5	1	10	15	2	6.5	.164
Minor League Totals		62-41	3.48	209	144	3	0	5	921.0	906	436	356	79	49	191	782	49	7.6	.255
Major League Totals		43-45	4.37	327	96	0	0	5	849.0	827	443	412	131	43	228	645	19	6.8	.255

RAMÍREZ'S CAREER FIELDING RECORD									
POSITION	PCT	G	PO	A	E	TC	DP	PB	
Pitcher	.977	327	37	90	3	130	4	—	

RAMÍREZ'S PROFESSIONAL INJURED LIST HISTORY		
DATES	INJURY	LEVEL
May 8-July 2, 2021	Right Chest Strain	Detroit
September 27-end of 2020 season	Right Groin Strain	New York-NL
May 1-August 12, 2018	Right Shoulder Strain	Seattle
March 26-April 22, 2018	Right Shoulder Strain	Seattle
April 4-May 28, 2013	Right Triceps Tendinitis	Triple-A Tacoma
July 1-August 5, 2012	Right Elbow Strain	Seattle



RHP

H/W: 5-11/183 **B/T:** R/R
OPENING DAY AGE: 22
BORN: 8/7/2002 in Laredo, TX
RESIDES: Laredo, TX

ACQUIRED: 4th RD, 2020 MLB Draft
M.L. SERVICE: None
OPTIONS USED: 0 of 3
CONTRACT STATUS: Signed thru 2025

PERSONAL: Marco Antonio Raya (pronounced RYE-ah)...Instagram: @theofficialrayita...attended United South High School in Laredo, TX — his hometown...went 2-0 with a 0.00 ERA (18.0 IP), three walks, 36 strikeouts and a .054 opponent batting average in five games during his senior season...over three prep seasons for the Panthers, posted a record of 2-1 with a 2.77 ERA (70.2 IP, 28 ER), 44 walks, 98 strikeouts and a .189 opponent batting average...named 2020 Rawlings-Perfect Game First Team Senior Preseason All-American for Texas, as well as Preseason Underclass All-American Honorable Mention in both 2018 and '19...participated in 2025 Twinsfest at Target Field in January.

CAREER HIGHLIGHTS: Ranked fifth-best prospect in Twins system by MLB.com entering 2025...also ranked as club's eighth-best prospect by *Baseball America*; and Best Curveball and Best Slider by same publication...ranked sixth-best prospect in the Twins farm system by *Baseball America* entering 2024...ranked as sixth-best prospect in Twins system entering 2023, by MLB.com...named best slider in the Twins organization by *Baseball America* entering 2023...ranked as 26th-best prospect in Twins system by MLB.com, entering 2022.

POSTSEASON CAREER: Has not appeared at major league level.

2024:

- Ranked sixth-best prospect in the Twins farm system by *Baseball America* entering 2024.
- Began season with Double-A Wichita, where he made all but one of his appearances on season.
- Named Twins minor league Pitcher of the Week on April 21 with Wichita, pitching 3.0 shutout innings in a start on April 19 vs. Tulsa, with two hits allowed and four strikeouts.
- Named Twins minor league Pitcher of the Week for second time on season on July 28, making one start for Wichita on July 26 at Amarillo, pitching 5.0 shutout innings, with one hit allowed and five strikeouts.
- Promoted to Triple-A St. Paul on September 16.
- Made one start for the Saints on September 20 vs. Indianapolis, pitching 5.0 shutout innings, with five hits allowed, no walks and four strikeouts.
- At both levels combined, held right-handed batters to a .204 average with a .558 OPS, while left-handers hit .283 with an .832 OPS.
- Led Wind Surge in starts (24), ranked second in strikeouts (99) and fourth in innings pitched (92.2).
- Ranked eighth among all Twins minor leaguers in strikeouts (99)...also ranked second in starts (25).
- Added to Twins 40-man roster on November 19.
- Ranked fifth-best prospect in Twins system by MLB.com entering 2025...also ranked as club's eighth-best prospect by *Baseball America*; and Best Curveball and Best Slider by same publication.

2023: Ranked as sixth-best prospect in Twins system entering 2023, by MLB.com...split the season between High-A Cedar Rapids and Double-A Wichita, going 0-4, 4.02 ERA (62.2 IP, 28 ER) with 22 walks and 65 strikeouts...missed time on Kernels 7-day IL from April 6-17 with right rotator cuff strain...named Twins minor league Pitcher of the Week thrice on May 28, June 18 and July 16...was also named Twins minor league Pitcher of the Month for September...named best slider in the Twins organization by *Baseball America* entering 2023.

2022: Ranked as 26th-best prospect in Twins system by MLB.com, entering 2022...spent the season with Low-A Fort Myers, going 3-2, 3.05 ERA (65.0 IP, 22 ER) with 23 walks and 76 strikeouts in 19 games (17 starts)...missed time early in season on Mighty Mussels 7-day IL, undergoing oral surgery for wisdom teeth removal...after missing games in 2020 (COVID pandemic) and 2021 (rotator cuff injury), he made professional debut in a start on April 12 vs. Jupiter, allowing three runs (2 earned) on seven hits in 4.1 innings pitched, with one walk and four strikeouts...earned first professional win in second start on April 19 at Dunedin, pitching 6.0 shutout innings with 10 strikeouts...named Florida State League Pitcher of the Week for that start.

2021: Missed entire season on FCL Twins' 7-day Injured List with right rotator cuff strain.

PROFESSIONAL: Selected by Minnesota in fourth round of 2020 First-Year Player Draft; signed by scout Trevor Brown.

RAYA'S PLAYING RECORD																			
YEAR	CLUB	W-L	ERA	G	GS	CG	SHO	SV	IP	H	R	ER	HR	HB	BB	SO	WP	K/9	BAA
2020	FCL Twins	NO SEASON - DID NOT PLAY																	
2021	FCL Twins	INJURED - DID NOT PLAY																	
2022	Fort Myers	3-2	3.05	19	17	0	0	0	65.0	47	25	22	8	3	23	76	1	10.5	.199
2023	Cedar Rapids	0-1	2.94	11	11	0	0	0	33.2	23	14	11	4	2	8	39	1	10.4	.192
	Wichita	0-3	5.28	11	11	0	0	0	29.0	22	19	17	2	2	14	26	4	8.1	.204
2024	Wichita	3-4	4.27	24	24	0	0	0	92.2	84	44	44	8	5	44	99	7	9.6	.242
	St. Paul	0-0	0.00	1	1	0	0	0	5.0	5	0	0	0	0	0	4	0	7.2	.263
Minor League Totals		6-10	3.75	66	64	0	0	0	225.1	181	102	94	22	12	89	244	13	9.7	.218

RAYA'S PROFESSIONAL INJURED LIST HISTORY		
DATES	INJURY	LEVEL
April 6-17, 2023	Right Rotator Cuff Strain	High-A Cedar Rapids
April 20-30, 2022	Oral Surgery - Wisdom Teeth Removal	Low-A Fort Myers
June 28-end of 2021 season	Right Rotator Cuff Strain	FCL Twins

TRIPLE PLAYS				
TWINS				
DATE	INN	OPPONENT	PLAYERS	BATTER
August 18, 1966	2nd	California	Rollins-Tovar-Killebrew	Malzone
September 10, 1968	5th	Cleveland	Rollins-Carew-Allison	Horton
July 25, 1976	1st	at Chicago-AL	Borgmann-Gómez	Stein
May 29, 1982	2nd	New York-AL	Butera-Gaetti-Hrbek-Felton	Smalley
August 8, 1983	4th	at California	Gaetti-Castino-Hrbek	Ro. Jackson
July 19, 1984	2nd	at New York-AL	Gaetti-Teufel-Hrbek	Cerone
April 5, 1988	8th	at New York-AL	Gaetti-Lombardozi-Hrbek	Santana
August 8, 1988	4th	Cleveland	Gladden-Lombardozi-Larkin	Carter
July 17, 1990*	4th	at Boston	Gaetti-Newman-Hrbek	Brunansky
	8th		Gaetti-Newman-Hrbek	Reed
May 27, 2006	8th	Seattle	Castillo-Morneau-Batista	Johjima
June 1, 2017	4th	at Los Angeles-AL	Sanó-Dozier-Mauer	Marte
July 22, 2019	1st	New York-AL	Arraez-Schoop-Sanó	Encarnación
August 7, 2019	3rd	Atlanta	Sanó-Schoop-Cron	Flowers
June 6, 2021	3rd	at Kansas City	Sanó-Simmons-Gordon	Lopez
July 4, 2022**	7th	at Chicago-AL	Buxton-Urshela**	Pollock
August 22, 2022	4th	vs. Texas	Miranda-Correa	Lowe
OPPONENTS				
DATE	INN	OPPONENT	PLAYERS	BATTER
June 3, 1968	8th	at New York-AL	Womack-Cox-Mantle	Roseboro
June 27, 1972	4th	California	Spencer-McMullen-Alomar-Cardenas	J. Nettles
June 7, 1976	5th	at Cleveland	Thomas-Duffy-Howard	Wynegar
July 23, 1977	6th	California	Mulliniks-Remy-Solaita	Bostock
September 8, 1996	6th	California	Howell-Hudler-Snow	Coomer
May 14, 2006	6th	Chicago-AL	Konerko-Iguchi-Uribe	Castillo
August 27, 2007	7th	at Cleveland	Blake-Cabrera-Martinez	Redmond
August 21, 2012	5th	at Oakland	Donaldson-Rosales-Carter	Plouffe
* - No other team has ever turned two triple plays in a game ** - First 8-5 triple play in Major League Baseball history				

ROOKIE QUALIFICATIONS
A player shall be considered a rookie unless, during a previous season, he had (a) exceeded 130 at-bats or 50 innings pitched in the major leagues; or (b) accumulated more than 45 days on the active roster of a major league club, or clubs, during the period of 26-man limit (excluding time in military service and time on the Injured List).



32

EMMANUEL RODRIGUEZ

OF

H/W: 6-0/215 **B/T:** L/L
OPENING DAY AGE: 22
BORN: 2/28/2003 in Santiago, DR
RESIDES: Santiago, DR

ACQUIRED: Signed as international free agent, 7/2/19
M.L. SERVICE: None
OPTIONS USED: 1 of 3
CONTRACT STATUS: Signed through 2025

PERSONAL: Emmanuel Rodriguez...signed as 16-year-old out of Santiago, DR in July of 2019...Instagram: e_rodriguez...nickname: "Emma"...if he wasn't a baseball player, he'd be an accountant...enjoys watching movies in his free time, especially horror movies; his favorite is "Chucky"...participated in 2024 and 2025 Twinsfest at Target Field in January.

CAREER HIGHLIGHTS: Ranked 37th-best prospect in baseball by MLB.com entering 2025...ranked by both MLB.com and *Baseball America* as Twins second-best prospect entering 2025...also ranked by *Baseball America* as Best Power Hitter and Best Strike-Zone Discipline...ranked No. 3 prospect in Twins organization entering 2024 by *Baseball America* and 53rd overall in baseball...ranked No. 3 prospect in Twins organization entering 2023 by MLB.com; also named 42nd overall in baseball by *Baseball Prospectus*, 46th by *Baseball America* and 88th by MLB.com...drew 92 walks in 2023 at High-A Cedar Rapids, leading entire Twins organization...named Twins minor league Player of the Week five times in 2023, most ever for a Twins minor leaguer...named 2023 Midwest League Postseason All-Star...ranked as 18th-best prospect in Twins system by MLB.com, entering 2022...ranked as the 25th-best prospect in the Twins farm system by MLB.com in 2020.

POSTSEASON CAREER: Has never appeared at major league level.

2024:

- Ranked number three prospect in Twins organization entering 2024 by *Baseball America*...ranked 53rd in baseball by same publication...also 42nd in baseball by MLB.com and 62nd in baseball by *Baseball Prospectus*.
- Played in first official spring training for Twins and was optioned to Double-A Wichita on March 12 where he began season.
- Reached base safely in 21-straight games to start the season for Wind Surge, from April 5-May 7, posting a .485 on-base percentage in that span (19 hits and 27 walks in 97 plate appearances)...drew a walk in 10-straight games from April 11-21 (15 total in span).
- Named Twins minor league Player of the Week on April 14, hitting .421 (8-for-19) with two doubles, one triple, three home runs, five RBI, 10 run scored and a 1.682 OPS for Wichita...also earned Texas League Player of the Week.
- Named Twins minor league Player of the Month for April, hitting .294 (15-for-51) with six doubles, one triple, four home runs, 10 RBI, 22 walks, a .507 on-base percentage, a .686 slugging percentage and a 1.193 OPS in 16 games for the Wind Surge.
- Named Texas League Player of the Week for second time on May 26, playing in five games for the Wind Surge, hitting .421 (8-for-19) with two doubles, two home runs, four RBI, four walks and a 1.364 OPS.
- Placed on Wichita's 7-day Injured List on June 7 with a right thumb sprain...played in two games on rehab assignment for FCL Twins and re-aggravated his thumb...went back on rehab assignment and played one game for Low-A Fort Myers in late August; reinstated on September 2.
- Prior to his stint on the Injured List, he led the Texas League with 42 walks and 40 runs, ranking second with 22 extra-base hits and tied for seventh with eight home runs.
- Upon return from IL was promoted to Triple-A St. Paul on September 2.
- Played in seven games for the Saints from September 2-11, recording first career Triple-A hit (single) on September 5 vs. Iowa.
- Hit first Triple-A home run on September 7 vs. Iowa — an inside-the-park grand slam, second grand slam of professional career.
- Placed on St. Paul's 7-day Injured List on September 12 with a right thumb sprain and did not return.
- Finished with 51 walks in 209 plate appearances at all levels combined...drew multiple walks 15 different times on season.
- Hit .303 (10-for-33) with a 1.011 OPS vs. left-handed pitching and .274 (34-for-124) with a 1.030 OPS vs. right-handed pitching.
- Defensively, at all four levels combined, played 38 games (all starts) in centerfield and four games (all starts) in rightfield.
- Ranked by both MLB.com and *Baseball America* as Twins second-best prospect entering 2025...also ranked by *Baseball America* as Best Power Hitter and Best Strike-Zone Discipline...later ranked by same publication as 19th-best prospect in baseball.

2023: Was not official spring training invite but played in a few games for Minnesota during exhibition season...ranked as No. 3 prospect in Twins organization entering season, by MLB.com...also named 42nd overall in baseball by *Baseball Prospectus*, 46th by *Baseball America* and 88th by MLB.com...spent entire season with High-A Cedar Rapids...hit first career grand slam in fourth game of season on April 11 vs. Quad Cities...placed on 7-day Injured List on April 18 with a left hip/pelvis (abdomen) strain; reinstated on May 6...stole 10-straight bases successfully from May 19-July 14...drew a walk in season-long 11-straight games from May 27-June 10, totaling 14 in that span (.423 OBP)...named Twins minor league Player of the Week five times on season, most ever for a Twins minor leaguer: June 25, July 23, August 6, September 10 and September 24...drew professional career-high with four walks on July 1 at Peoria...walked multiple times in 26 of 99 games played...reached base in season-long 24-straight games from August 9-September 9, posting a .427 on-base percentage in that span...played in six Postseason games for Kernels, hitting three home runs during the MWL Championship series against Great Lakes...homered twice in Game 1 at Great Lakes and hit grand slam in decisive Game 3, helping guide Kernels to first championship since 1994...hit .298 (28-for-94) vs. left-handed pitching and .219 (57-for-260) vs.

right-handed pitching...played all 94 games defensively (all starts) in centerfield, committing six errors in 253 total chances and recording seven outfield assists...named Midwest League Postseason All-Star...led Twins organization in walks (92) and triples (9)...also tied for first in Midwest League and tied for 18th in all of Minor League Baseball...named by *Baseball America* as being the best power hitter in the Twins system...added to Twins' 40-man roster on November 14...named outfielder on Twins MiLB.com organizational All-Star team.

2022: Ranked as 18th-best prospect in Twins system by MLB.com, entering 2022...spent entire season with Low-A Fort Myers, batting .272 (37-for-136) with five doubles, three triples, nine home runs, 25 RBI, 57 walks, 35 runs scored and 11 stolen bases in 47 games...recorded second professional multi-homer game on April 15 vs. Jupiter...named Florida State League Player of the Week on June 5...placed on 7-day Injured List with left knee sprain from June 9, which ended his season...transferred to 60-day IL on July 23.

2021: Spent the season with Rookie FCL Twins, hitting .214 (27-for-126) with 31 runs scored, five doubles, two triples, 10 home runs, 23 RBI, 23 walks and a .870 OPS in 37 games...hit first professional home run on July 3 vs. FCL Red Sox...had first career multi-homer game on July 30 at FCL Red Sox.

2020: Did not play professional due to COVID 19 pandemic cancelling minor league season...ranked as the 25th-best prospect in the Twins farm system by MLB.com.

PROFESSIONAL CAREER: Signed as international free agent on July 2, 2019; signed by scout Fred Guerrero.

RODRIGUEZ'S PLAYING RECORD																			
YEAR	CLUB	AVG	G	AB	R	H	2B	3B	HR	RBI	SH	SF	HBP	BB	SO	SB	CS	OBP	OPS
2020	DSL Twins	NO SEASON - DID NOT PLAY																	
2021	FCL Twins	.214	37	126	31	27	5	2	10	23	0	1	3	23	56	9	4	.346	.870
2022	Fort Myers	.272	47	136	35	37	5	3	9	25	0	2	4	57	52	11	5	.492	1.043
2023	Cedar Rapids	.240	99	354	87	85	13	9	16	55	0	4	5	92	134	20	5	.400	.863
2024	FCL Twins	.286	2	7	1	2	2	0	0	2	0	0	0	1	3	0	0	.375	.946
	Fort Myers	.000	1	3	0	0	0	0	0	0	0	0	0	1	1	0	0	.250	.250
	Wichita	.298	37	124	40	37	12	2	8	20	0	0	1	42	46	9	3	.479	1.100
	St. Paul	.217	7	23	6	5	0	0	1	5	0	0	0	7	12	0	0	.400	.748
Minor League Totals		.250	230	773	200	193	37	16	44	130	0	7	13	223	304	49	17	.422	.932

RODRIGUEZ'S PROFESSIONAL INJURED LIST HISTORY		
DATES	INJURY	LEVEL
September 12-end of 2024 season	Right Thumb Sprain	Triple-A St. Paul
June 7-September 2, 2024	Right Thumb Sprain	Double-A Wichita
April 18-May 6, 2023	Left Hip/Pelvis Strain	High-A Cedar Rapids
June 9-end of 2022 season	Left Knee Sprain	Low-A Fort Myers

CYCLE PERFORMANCES						
TWINS						
PLAYER	DATE	TEAM	AT-BATS	INN	SCORE	PITCHERS
Rod Carew	5-20-70	at Kansas City	5	9	10-5	Johnson-Fitzmorris
César Tovar	9-19-72	Texas	5	9	5-3	Bosman-Lindblad
Larry Hisle	6-4-76	at Baltimore	5	10	8-6	Alexander-Flanagan
Lyman Bostock	7-24-76	at Chicago-AL	4	9	17-2	Vuckovich-Knapp-Odom
Mike Cabbage	7-27-78	Toronto	4	9	6-3	Clancy-Garvin
Gary Ward	9-18-80	at Milwaukee	4	9	8-9	Caldwell-Cleveland
Kirby Puckett	8-1-86	Oakland	5	9	10-1	Young-Akerfelds
Carlos Gómez	5-7-08	at Chicago-AL	6	9	13-1	Buehrle-Wasserman
Jason Kubel	4-17-09	Los Angeles-AL	5	9	11-9	Moseley-Rodriguez-Bulger
Michael Cuddyer	5-22-09	Milwaukee	5	9	11-3	Parra-DiFelice-Julio
Jorge Polanco	4-5-19	at Philadelphia	5	9	4-10	Pivetta-Morgan
OPPONENTS						
PLAYER	DATE	TEAM	AT-BATS	INN	SCORE	PITCHERS
Fred Patek	7-9-71	Kansas City	5	9	3-6	Perry
Fred Lynn	5-13-80	at Boston	5	9	5-10	Williams-Verhoeven-Marshall
Paul Molitor	5-15-91	Milwaukee	5	9	2-4	Tapani
Travis Hafner	8-14-03	Cleveland	5	9	3-8	Radke-Baldwin
Adrián Beltré	8-24-12	at Texas	4	9	0-8	Deduno-Waldrop



41

JOE RYAN

RHP

H/W: 6-2/205 B/T: R/R
OPENING DAY AGE: 28
BORN: 6/5/1996 in San Francisco, CA
RESIDES: Los Angeles, CA

ACQUIRED: Trade with TB, 7/22/21
M.L. SERVICE: 3 years, 33 days
OPTIONS USED: 0 of 3
CONTRACT STATUS: Signed thru 2025

PERSONAL: Joseph Philip Ryan...Instagram: @thejoeryanexperience...born and raised in Marin County, CA – family has lived there for five generations...fiancé, Clare – engaged in February of 2025...father, Kurtis, is an extreme athlete and used to take him on week-long camping trips and hiking after school...growing up, his primary sport was water polo, which he played year-round, even during baseball season...went to water polo camp in fourth grade and was hooked on the sport...selected by Tampa Bay in seventh round of 2018 First-Year Player Draft out of California State University Stanislaus...went 8-1 with a 1.65 ERA (98.1 IP, 18 ER) in 14 starts as a senior and led all divisions of collegiate baseball with 127 strikeouts...earned three selections to All-American teams, including First Team All-America honors by the Division II Conference Commissioners Association...pitched three seasons at California State University Northridge before transferring to Stanislaus...earned a silver medal with Team USA at the 2020 Tokyo Olympics, going 1-0 with a 1.74 ERA (10.1 IP, 2 ER), one walk and eight strikeouts in two starts; became the first Twins farmhand to record an Olympic victory since Brian Duensing earned the win for Team USA over Team Canada August 16, 2008 at the Beijing Olympics...also pitched for Team USA in the World Baseball Softball Confederation (WBSC) Baseball Americas Qualifier in early June 2021; started once for Team USA against the Dominican Republic June 1, taking a no-decision after allowing three runs on four hits, with one walk and 10 strikeouts...two of those 10 K's were against former Toronto Blue Jays slugger José Bautista, who was punched out twice by Ryan; Team USA won that game, 8-6, and went on to win the qualifier and clinch an Olympic berth...was roommate with Twins pitcher and fellow 2021 trade acquisition Simeon Woods Richardson during the tournament...spent first major league season wearing uniform number 74, changing to 41 prior to 2022 season...has a passion for martial arts and boxing, mostly for the mental side...worked with Jason Park, a Muay Thai Coach and a UFC coach; also used the pandemic pause in 2020 to take Muay Thai training lessons via Zoom...enjoys the workout and says it's similar to pitching...participated in 2023, '24 and '25 TwinsFest at Target Field...his mound warm-up song in 2023 was "Fire on the Mountain" by the Grateful Dead; in 2024 it was "Kashmir" by Led Zeppelin...featured in a Minnesota Wild "Not Weird. Wild." commercial for the 2024-25 NHL season...in the commercial, Wild goaltender and future NHL Hall of Famer Marc-André Fleury (and noted prankster) unstitches and removes part of Ryan's glove...Ryan examines his glove, looks away irritated and says, "Flower!" – which is Fleury's nickname...Golden Gopher head football coach, P.J. Fleck also featured in part of the ad.

CAREER HIGHS

IP: 9.0, 6/22/23 vs. BOS
Walks: 5, 5/10/22 vs. HOU
SO: 12, 4/13/24 at DET
CG: 1, 6/22/23 vs. BOS
Low-Hit CG: 3, 6/22/23 vs. BOS
Win-Streak: 6, 9/30/22-4/25/23



CAREER HIGHLIGHTS: Twins are his second organization, after being selected by Tampa Bay in the seventh round of the 2018 draft...was main piece in Nelson Cruz trade in 2021 that sent Cruz to the Rays...posted a 0.74 WHIP in his first nine big league starts, the lowest WHIP by any pitcher in first nine career starts since Christy Mathewson (0.70) from 1900-01...set Twins rookie record for strikeouts with 151 in 2022...in 2022, he led all rookies in baseball in wins (13), innings pitched (147.0), tied for first in starts (27), second in opponent batting average (.211 - min. 125.0 IP), and third in ERA (3.55 - min. 125.0 IP) and strikeouts (151)...entered the 2022 season as the 86th-best prospect in baseball per *Baseball America* and 97th by MLB.com (No. 4 in Twins system)...made his major league debut on September 1, 2021 vs. Chicago-NL at Target Field (L, 5.0 IP, 3 H, 3 R/ER, 1 BB, 5 K)...earned first career win September 8, 2021 at Cleveland, tossing 7.0 shutout innings (1 H, 4 K); became the first pitcher in American League history to toss seven-or-more shutout innings and allow one-or-fewer base runners in his first two career starts (*Stats Perform*)...allowed just four baserunners in his third career start in Game 1 on September 14, 2021 vs. Cleveland, becoming the first pitcher in American League/National League history to work at least 5.0 innings and allow four-or-fewer baserunners in each of his first three career games...fanned career-high 11 batters September 22, 2021 at Chicago-NL; also struck out seven-consecutive batters, a Twins rookie record and one shy of the club record...worked at least 5.0 innings and allowed four-or-fewer base runners through his first four career starts, the only pitcher in AL/NL history (1901-present) to do so...also marked one of two pitchers in AL/NL history to toss at least 5.0 innings and allow three-or-fewer hits in each of his first four career games, alongside San Francisco's Matt Cain in 2005...ended 2021 season as the sixth-best prospect in the Twins organization, per MLB.com.

POSTSEASON CAREER: 2023: Started the decisive Game 4 of ALDS on October 11 vs. Houston, allowing one run on two hits in 2.0 innings pitched, with no walks and one strikeout, allowing a solo home run to Michael Brantley...five relievers followed and the Twins were defeated by a score of 3-2 and eliminated.

2024:

- Was on Twins Opening Day roster for third time in career and was club's number two starter, making first start on March 30 at Kansas City, allowing one run on three hits in 5.1 innings pitched, with one walk and five strikeouts in a Twins 5-1 victory.
- Set career high with 12 strikeouts in third start of season on April 13 at Detroit, allowing three runs (1 earned) on six hits in 6.0 innings pitched as the Twins won 11-5.
- Went 3-2, 2.51 ERA (32.1 IP, 9 ER) with four walks and 32 strikeouts in five May starts...posted a .193 opponent batting average for the month, ninth lowest in the AL.
- Threw two fastest pitches of career on June 13 vs. Oakland, throwing 96.6 mph fastballs to Miguel Andujar (walk) and Abraham Toro (strikeout).

MLB PITCHING LEADERS

xBA in 2024 (min. 500 PA)

1. Hunter Greene, CIN	188
2. Paul Skenes, PIT	193
3. Tyler Glasnow, LAD	195
4. Zack Wheeler, PHI	197
5. Garrett Crochet, CWS	204
6. Luis Gil, NYY	208
7. Joe Ryan, MIN	208

- Recorded double-digit strikeouts for second time on season and ninth time in career on June 30 at Seattle (10 K, 5.2 IP).
- Struck out 500th career batter on July 12 at San Francisco, fanning Jorge Soler in the second inning.
- Placed on 15-day Injured List on August 9 with a right shoulder strain after exiting his start on August 7 at Chicago-NL...pitched 2.0 innings then felt discomfort in his arm during an at-bat and waved for trainers...transferred to 60-day IL on August 27 and did not return.
- Prior to the 20-inning outing on August 7 at Chicago-NL, he pitched 5.0-plus innings in 25-straight starts (dating back to September of 2023), tied for 16th-longest streak in club history and longest since Ervin Santana's 33-start streak from May of 2016-May of 2017.
- Pitched 5.0-plus innings in 22 of 23 starts, 6.0-plus in 15 starts and 7.0 five times...struck out five-plus batters in 20 of 23 starts, six-plus batters in 14 starts and seven-plus batters in 10 starts.
- Went 2-4, 3.29 ERA (68.1 IP, 25 ER) in 12 road starts and 5-3, 3.92 (66.2 IP, 29 ER) in 11 home starts.
- Held left-handed hitters to a .203 average with a .617 OPS, compared to .229 with a .693 OPS vs. right-handed batters.
- Finished season with 13 quality starts, one short of single-season career high of 14, done in 2023.

AL PITCHING LEADERS

WHIP IN 2024 (min. 125 IP)

1. Logan Gilbert, SEA.....	0.89
2. Tarik Skubal, DET.....	0.92
3. Bryce Miller, SEA.....	0.98
4. Joe Ryan, MIN.....	0.99
5. Bailey Ober, MIN.....	1.00

2023: Made Twins Opening Day roster for second time in career (second time consecutively) and was club's number three starter...made his season debut on April 2 at Kansas City, allowing one run on three hits in 6.0 innings pitched and earning the win in a Twins 7-4 victory...struck out 10 batters in second start of season on April 8 vs. Houston (6.0 IP)...matched that five more times on season: April 13 at New York-AL (7.0 IP), May 13 vs. Chicago-NL (6.0 IP), July 9 vs. Baltimore (4.1 IP), July 21 vs. Chicago-AL (6.0 IP) and September 24 vs. Los Angeles-AL (6.0 IP)...began season 5-0, 2.37 ERA (38.0 IP, 10 ER) with six walks and 43 strikeouts in first six starts from April 2-May 2...this included 36 strikeouts and a 2.81 ERA in five April starts; tied for sixth-most strikeouts in the AL and 12th-best ERA...became seventh pitcher in Twins/Senators franchise history to win each of his first five starts, joining Walter Johnson (7-straight in 1913), Joe Boehling (7-straight in 1913), Sad Sam Jones (6-straight in 1930), Jerry Koonsman (5-straight in 1979), Connie Marrero (5-straight in 1951) and Milo Candini (5-straight in 1943)...won eighth-straight decision on April 25 vs. New York-AL, a streak that spanned back to September 13, 2022 (9 starts)...marked longest winning streak by Twins starter since Michael Pineda went 8-0 in 16 starts from July 21, 2019-April 15, 2021...went 2-2, 2.73 ERA (33.0 IP, 10 ER) with nine walks and 40 strikeouts in six May starts...tied for fourth in the AL in strikeouts...pitched first career complete-game shutout on June 22 vs. Boston, allowing three hits, with no walks and nine strikeouts in a Twins 6-0 victory...threw 112 pitches, setting a new single-game career high and surpassing his prior high of 110...marked the first complete-game shutout by a Twin since José Berrios on June 7, 2018 vs. Chicago-AL, a span of 724 games between complete games...allowed five home runs on June 27 at Atlanta in 3.0 innings pitched...tied club record for homers allowed in a game, matching his own start from July 29, 2022 at San Diego; Bert Blyleven on September 13, 1986 vs. Texas; and Carlos Silva on August 22, 2006 at Baltimore...went 8-6, 3.70 ERA (107.0 IP, 44 ER) with 18 walks and 124 strikeouts in 18 starts pre-All-Star break...ranked fifth in the AL in strikeouts and 14th in innings pitched...allowed just eight home runs in first 15 starts (93.2 innings pitched) from April 2-June 22, but allowed 17 in a seven-start stretch (32.1 innings pitched) from June 27-August 2...placed on 15-day Injured List on August 3 with a left groin strain...made one start on rehab assignment with Triple-A St. Paul and was reinstated on August 26...struck out Michael Stefanić on September 24 vs. Los Angeles-AL, the 1,462nd strikeout for Twins pitchers on season, setting a Twins/Senators franchise record...went 7-4, 3.83 ERA (82.1 IP, 35 ER) in 14 home starts, compared to 4-6, 5.22 ERA (79.1 IP, 46 ER) in 15 road starts...held left-handed hitters to a .222 average with a .640 OPS, compared to .269 with an .829 OPS vs. right-handers...set career-highs in starts (29), innings pitched (161.2) and strikeouts (197)...posted a 1.78 home runs-per-9.0 innings pitched ratio, the fourth highest in baseball...was supported with 97 runs of offense for a run support average of 5.40, 11th highest in the AL...ranked second on Twins staff in strikeouts (147) and second in innings pitched (161.2) and starts (29)...ranked third in the AL and fourth in baseball in strikeouts-per-walk ratio at 5.79 (minimum of 150.0 innings pitched)...ranked eighth in the American League in strikeouts (197)...ranked second in the AL in strikeouts-per-9.0 innings pitched at 10.97, among pitchers with a minimum of 150.0 innings pitched...ranked in the 92nd percentile in baseball in fastball run value (13)...ranked in the 88th percentile in strikeout percentage (29.3%) and in chase percentage (32.9%)...posted an expected batting average of .208 on his 4-seam fastball, fourth best in the AL and sixth best in baseball...started the decisive Game 4 of ALDS on October 11 vs. Houston, allowing one run on two hits in 2.0 innings pitched, with no walks and one strikeout, allowing a solo home run to Michael Brantley...five relievers followed and the Twins were defeated by a score of 3-2 and eliminated.

AL PITCHING LEADERS

K% SINCE 2022 (min. 350 IP)

1. Tarik Skubal.....	29.0%
2. Gerrit Cole.....	28.8%
3. Dylan Cease.....	28.8%
4. Pablo Ryan.....	27.5%
5. Joe Lopez.....	27.3%

2022: Made Twins Opening Day roster, the first of career...spent nearly all season with Minnesota...was club's Opening Day starter April 8 vs. Seattle, allowing two runs on two hits in 4.0 innings pitched with four walks and four strikeouts and was dealt the loss in a Twins 2-1 defeat...became second rookie in franchise history (since 1901) to start on Opening Day, joining Tom Hall on April 8, 1969...became third player in MLB's Expansion Era (since 1961 - the Twins' first season in Minnesota) to make an Opening Day start within the first six games of his career, joining Steve Busby for the Kansas City Royals in 1973 and José Guzman for the Texas Rangers in 1986...at age 25 years, 307 days old, Ryan was the eighth Twins Opening Day starter pitching under age 26 in the last 30 years, joining: José Berrios in 2019 (age 24.305), Vance Worley in 2013 (age 25.188), Francisco Liriano in 2009 (age 25.162), Brad Radke in 1997 (age 24.156), Radke in 1996 (age 23.157) and Scott Erickson in 1992 (age 24.064)...posted 20.0-scoreless inning streak from April 15-May 3, longest for a Twins pitcher on season...struck out nine batters in fourth start April 27 vs. Detroit, allowing one run in 7.0 innings pitched...matched season-high with nine strikeouts two more times during season: August 3 vs. Detroit (5.0 IP) and September 13 vs. Kansas City (7.0 IP)...went 3-1, 1.17 ERA (23.0 IP, 3 ER) with six walks and 25 strikeouts in four April starts...his ERA ranked second in the AL and tied for fourth in baseball for the month (minimum 20.0 innings pitched), the lowest ERA for a rookie in March/April (min. 20 IP) in Twins/Senators history (since 1901) and fifth-lowest in any single month, trailing Jim Hughes (0.87 in May 1975), Milo Candini (0.88 in June 1943), Jim Shaw (0.91 in September 1914) and Francisco Liriano (1.13 in May 2006)...placed on COVID Injured List May 25...made one rehab start with Triple-A St. Paul June 9 and reinstated June 14...allowed five home runs July 29 at San Diego (also career-high 10 runs), matching a Twins/Senators franchise record, done three times previously (first since Carlos Silva in 2006)...first pitcher with 10-plus runs allowed since Rick Reed in 2003...prior to that start, had gone 7-3, 2.89 ERA (81.0 IP, 26 ER) in 15 starts...threw 100-plus pitches in seven of 27 starts, including a season-high of 110 August 9 at Los Angeles-AL...was also most for Twins starter in 2022...struck out 41 batters in 32.2 innings pitched (6 starts) in August...tied for fifth-most strikeouts in the AL and tied for ninth in baseball for that month...41 strikeouts were most by Twins rookie in one month since Francisco Liriano struck out 55 in July 2006 (41.2 IP)...pitched 7.0 no-hit innings September 13 vs. Kansas City, with two walks and nine strikeouts in a Twins 6-3 victory, throwing 106 pitches...relieved by Jovani Moran, who carried a no-hitter into the ninth inning, only to be broken-up by a Bobby Witt Jr. double...became first rookie in Twins/Senators history (1901-present) with an outing of at least 7.0 no-hit innings...the win over the Royals made him 4-0 against them on the season, becoming the first Twins rookie to earn four-plus wins against one team in a season (*Elías*)...struck out his 145th batter of season September 30 at Detroit (Spencer Torkelson in the second inning), passing Francisco Liriano (144 - 2006) and setting a Twins rookie record for strikeouts...went 3-0, 1.09 ERA (24.2 IP, 3 ER) with eight walks and

27 strikeouts in final four starts from September 13-20...struck out at least five batters in 18 of 27 starts, six-plus in 14 starts, seven-plus in 11 starts and eight-plus in six starts...finished with a 9.2 strikeouts-per-9.0 innings pitched ratio...went 7-4, 3.04 ERA (83.0 IP, 28 ER) in 15 home starts, compared to 6-4, 4.22 ERA (64.0 IP, 30 ER) in 12 road starts...went 6-3, 2.58 ERA (59.1 IP, 17 ER) in 11 day starts, compared to 7-5, 4.21 ERA (87.2 IP, 41 ER) in 16 night starts...held left-handed hitters to a .202 batting average, compared to .219 vs. right-handers...led Twins staff in wins (13), innings pitched (147.0) and strikeouts (151), and ranked second in starts (27)...finished first in club history in single-season rookie strikeouts (151), third in wins (13) and 17th in innings pitched (147.0)...held opponents to a .174 (54-for-310) batting average with 96 strikeouts vs. his four-seam fastball...threw his fastball 1,436 times, which equaled 60.1% of his pitches...ranked eighth in baseball in amount of four-seam fastballs thrown...also, 60.1% was the third-highest percentage in baseball (minimum 1,000 pitches thrown), trailing only Michael Kopec (61.8%) and Carlos Rodón (61.2%)...finished with a .211 opponent batting average, the best in club history among rookies with a minimum of 125.0 innings pitched...his 3.55 ERA was seventh-best under same criteria...led all rookies in baseball in wins (13) and innings pitched (147.0), and was tied for first in starts (27); also ranked second in opponent batting average (.211 - min. 125.0 IP), and third in ERA (3.55 - min. 125.0 IP) and strikeouts (151)...named to MLB.com/MLB Pipeline's 2022 All-Rookie First Team.

AL PITCHING LEADERS

LOWEST BB% SINCE 2022 (min. 350 IP)

1. George Kirby.....	3.1%
2. Logan Gilbert.....	5.2%
3. Tanik Skubal.....	5.3%
4. Cole Irvin.....	5.5%
5. Bailey Ober.....	5.5%
6. Pablo López.....	5.7%
7. Joe Ryan.....	5.7%

2021: Was a non-roster invite to Tampa Bay Rays spring training and made three appearances (1 start)...worked 3.0 scoreless innings (0 H, 0 BB, 4 K)...faced the Twins once, tossing a scoreless fourth inning March 10 at Charlotte Sports Park...optioned from major league camp March 16 and began the season at the Rays alternate training site, before being assigned to Triple-A Durham...made his season and Triple-A debut May 5 at Memphis, earning the win after striking out nine batters and walking none over 5.0 shutout innings (2 hits)...named the Triple-A East Pitcher of the Week for July 5-11; allowed one hit and one walk, with a season-high-tying nine strikeouts, over a career-high-tying 7.0 shutout innings July 11 at Norfolk...acquired by the Twins July 22, alongside minor league right-handed pitcher Drew Strotman, in exchange for designated hitter Nelson Cruz and minor league right-handed pitcher Calvin Faucher...traded while with Team USA in Tokyo, Japan, participating in the Olympics...pitched for Team USA at the 2020 Tokyo Olympics, going 1-0, 1.74 ERA (10.1 IP, 2 ER), one walk and eight strikeouts in two starts...became the first Twins farmhand to record an Olympic victory since Brian Duensing earned the win for Team USA over Team Canada August 16, 2008 at the Beijing Olympics...made his Twins organization debut for Triple-A St. Paul August 20 vs. Iowa, upon his return to the U.S....allowed just one hit - a fourth-inning solo homer - and walked one batter while striking out nine (including the first six batters he faced) in a 4.0-inning no-decision...his performance earned him the Twins minor league Pitcher of the Week award for that time frame...made two starts for the Saints, posting a 2.00 ERA (9.0 IP, 2 ER), two walks and 17 strikeouts in those outings...had his contract selected by the Twins on September 1 and made his major league debut that night vs. Chicago-NL...took the loss after allowing three runs on three hits, with one walk and five strikeouts in 5.0 innings...all four base runners occurred in the third inning, and all three runs allowed came on a Frank Schwindel two-out, three-run homer...earned his first career win on September 8 at Cleveland (7.0 IP, 1 H, 0 R, 0 BB, 4 K)...retired the first 19 batters he faced in the start, becoming the first Twins pitcher to do so since Francisco Lirio retired the first 19 Rangers on June 12, 2011 vs. Texas (*Elias Sports Bureau*)...also became the first pitcher in American League history to toss seven-or-more shutout innings and allow one-or-fewer base runners within his first two career starts (*Stats Perform*)...yielded just five total base runners combined in his first two career starts...took a no-decision in his third career start in the first game of a doubleheader September 14 vs. Cleveland (5.0 IP, 3 H, 1 R/ER, 1 HR, 1 BB, 5 K); the Twins lost, 3-1...allowed just four base runners (3 H, 1 BB) in the start, becoming the first pitcher in AL/NL history to work at least 5.0 innings and allow four-or-fewer base runners in each of his first three career games...made his fourth career start September 22 at Chicago-NL (W, 5.0 IP, 3 H, 2 R/ER, 1 BB, 11 K)...earned his second career win and fanned a career-high 11 batters, including the final seven batters he faced and six looking strikeouts...his seven-consecutive strikeouts set a Twins rookie record...also became the first pitcher in Twins history (1961-present) with 11 strikeouts in a complete outing of 5.0 innings-or-less...per *ESPN Stats & Info*, Ryan became the fourth starter in the Expansion Era (1961-present) to strike out the final seven batters he faced in an outing, joining New York-NL's Tom Seaver (1970), Washington's Stephen Strasburg (2010) and New York-NL's Jacob deGrom (2011)...worked at least 5.0 innings and allowed four-or-fewer base runners through his first four career starts, the only pitcher in AL/NL history (1901-present) to do so...became one of two pitchers in AL/NL history to toss at least 5.0 innings and allow three-or-fewer hits in each of his first four career games, alongside San Francisco's Matt Cain in 2005...made his final start of the season on September 30 vs. Detroit...took a no-decision after allowing a career-high six runs on six hits (2 HR), with two walks and five strikeouts in 4.2 innings...held opposing hitters to a .168 (16-for-95) batting average (LHB - .149, RHB - .188), fourth among major league rookies (min. 90 opp. AB) and the second-lowest single-season mark by a Twins rookie pitcher (same parameters, 1961-present), behind only Caleb Thielbar in 2013 (.154)...his 30 career strikeouts marked the most in Twins/Senators history through a pitcher's first five games...his 6.00 strikeout-to-walk ratio (30 K, 5 BB) is second in Twins/Senators history (min. 20.0 IP) through a pitcher's first five career games, behind Connie Marrero (6.50 in 1950)...ended the season ranked as the sixth-best prospect in the Twins organization, per MLB.com...ranked 97th-best prospect in baseball by MLB.com, entering 2022.

2020: Was part of the Rays' 60-man player pool and spent the summer at the alternate training site in Port Charlotte, Florida...ranked by *Baseball America* as the No. 12 prospect in the Rays system following the season.

WHAT'S MEANT TO BE

Joe started his college career with California State University, Northridge from 2015-17. During those summers, he pitched with the Orleans Firebirds in the Cape Cod League in 2015 and '16. He almost signed with the Twins after his junior season in 2017 after being spotted by Derek Falvey, while throwing bullpens in the Cape. The signing didn't work out, so Joe went to California State University, Stanislaus to finish his collegiate career, then was drafted by the Rays in the seventh round of the 2018 MLB Draft.

2019: Named Minor League Pitcher of the Year by the Rays Baseball Operations department after going 9-4 with a 1.96 ERA (123.2 IP, 27 ER), 27 walks and 183 strikeouts in 24 games (22 starts) between three levels of the system in his first full professional season...began the campaign with Single-A Bowling Green, promoted to Single-A Charlotte on May 13 and to Double-A Montgomery on August 12...his 183 strikeouts ranked second in the minors and ranked third all-time for a Rays minor leaguer behind Matt Moore in 2011 (210) and 2010 (208)...ranked fifth among Rays minor leaguers in ERA (min. 50.0 IP)...despite only 82.2 IP with the Stone Crabs, his 112 strikeouts tied for sixth in the Florida State League...named FLSP Pitcher of the Week for June 17-23 and August 5-11...named the organization's Pitcher of the Month for both July and August, going 2-0 with a 1.49 ERA (48.1 IP, 8 ER) and 75 strikeouts in nine starts over that stretch...yielded three runs-or-fewer in all but one of his 24 appearances, two runs-or-fewer 19 times and one run-or-fewer 14 times...named to the Rays organizational All-Star Team by MLB.com...ranked by *Baseball America* as the No. 98 overall prospect in the minors following the season...was also the No. 10 prospect in the Rays system

and No. 10 prospect in the FSL.

2018: Began his professional career with Short-A Hudson Valley...made his professional debut on June 22 vs. Vermont, earning the win after tossing 2.0 scoreless innings in relief (2 H, 3 K)...Twins retiring major league coach Bill Evers was his manager for that game, filling in...went 2-1 with a 3.72 ERA (36.1 IP, 15 ER), 14 walks and 51 strikeouts in 12 games (7 starts) that season...fanned 23 batters over his last three starts, from August 16-28.

PROFESSIONAL: Selected by Tampa Bay in the seventh round of the 2018 First-Year Player Draft out of California State University Stanislaus; signed by Rays scout Alan Hull...previously selected by San Francisco in the 39th round of the 2014 First-Year Player Draft out of Sir Francis Drake High School (CA) but did not sign.

RYAN'S PITCHING RECORD																			
YEAR	CLUB	W-L	ERA	G	GS	CG	SH	SV	IP	H	R	ER	HR	HB	BB	SO	WP	K/9	BAA
2018	Hudson Valley	2-1	3.72	12	7	0	0	0	36.1	26	15	15	3	3	14	51	2	12.6	.202
2019	Bowling Green	2-2	2.93	6	6	0	0	0	27.2	19	13	9	2	1	11	47	1	15.3	.184
	Charlotte	7-2	1.42	15	13	0	0	0	82.2	47	16	13	3	5	12	112	5	12.2	.161
	Montgomery	0-0	3.38	3	3	0	0	0	13.1	11	5	5	2	0	4	24	0	16.2	.220
2021	Durham	4-3	3.63	12	11	0	0	0	57.0	35	25	23	8	3	10	75	3	11.8	.175
	St. Paul	0-0	2.00	2	2	0	0	0	9.0	5	2	2	1	0	2	17	0	17.0	.161
	MINNESOTA	2-1	4.05	5	5	0	0	0	26.2	16	12	12	4	0	5	30	1	10.1	.168
2022	St. Paul	0-0	0.00	1	1	0	0	0	3.0	1	0	0	0	0	0	4	0	12.0	.091
	MINNESOTA	13-8	3.55	27	27	0	0	0	147.0	115	60	58	20	10	47	151	2	9.2	.211
2023	St. Paul	0-0	2.25	1	1	0	0	0	4.0	1	1	1	1	0	2	7	0	15.8	.077
	MINNESOTA	11-10	4.51	29	29	1	1	0	161.2	155	83	81	32	6	34	197	3	11.0	.248
2024	MINNESOTA	7-7	3.60	23	23	0	0	0	135.0	110	59	54	19	5	23	147	2	9.8	.217
Minor League Totals		15-8	2.63	52	44	0	0	0	233.0	145	77	68	20	12	55	337	11	13.0	.175
Major League Totals		33-26	3.92	84	84	1	1	0	470.1	396	214	205	75	21	109	525	8	10.1	.223

RYAN'S DIVISION SERIES RECORD																			
YEAR	OPPONENT	W-L	ERA	G	GS	CG	SH	SV	IP	H	R	ER	HR	HB	BB	SO	WP	K/9	BAA
2023	Houston	0-0	4.50	1	1	0	0	0	2.0	2	1	1	1	0	0	1	0	4.5	.250

RYAN'S CAREER FIELDING RECORD									
POSITION	PCT	G	PO	A	E	TC	DP	PB	
Pitcher	.900	84	16	29	5	50	1	—	

RYAN'S BATTING RECORD																
BATTING	AVG	AB	R	H	2B	3B	HR	RBI	SH	SF	HBP	BB	SO	SB	OBP	OPS
Career	.000	2	0	0	0	0	0	0	0	0	0	0	2	0	.000	.000

RYAN'S PROFESSIONAL INJURED LIST HISTORY		
DATES	INJURY	LEVEL
August 9-end of 2024 season	Right Shoulder Strain.....	Minnesota.....
August 3-August 26, 2023	Left Groin Strain.....	Minnesota.....
May 25-June 14, 2022.....	COVID IL.....	Minnesota.....



» » Joe and his girlfriend (Clare) adopted their dog on Christmas Eve of 2023 while doing some last minute shopping. The dog's name was Bo but then-teammate Kyle Farmer had a newborn son named Bo at the time. So the couple changed the dog's name to Jack, with no correlation to the TV series "Jack Ryan" starring John Krasinski.



44 COLE SANDS

RHP

H/W: 6-3/234 **B/T:** R/R
OPENING DAY AGE: 27
BORN: 7/17/1997 in Tallahassee, FL
RESIDES: Tallahassee, FL

ACQUIRED: 5th RD, 2018 MLB Draft
M.L. SERVICE: 2 years, 17 days
OPTIONS USED: 2 of 3
CONTRACT STATUS: Signed thru 2025

PERSONAL: Bryson Cole Sands...goes by middle name, Cole...Instagram: @colesands_26...attended North Florida Christian High School in Tallahassee, FL, where he went 5-1 with a 0.32 ERA, 73 strikeouts and 32 hits allowed in 66.1 innings his senior season...as a senior in 2015, participated in the Under Armour All-American Game at Wrigley Field and was ranked as the 60th-best prospect by Perfect Game and named a First-Team All-American by Louisville Slugger...pitched three seasons at Florida State University, going 19-15, 4.73 ERA (228.1 IP, 120 ER), 87 walks and 210 strikeouts...father, David, also attended Florida State...his older brother, Carson, was selected by the Cubs in the fourth round of the 2014 First-Year Player Draft and played four seasons in the minors from 2014-17...switched from number 77 to 44 during 2023-24 offseason, when the Twins acquired Ryan Jensen off waivers...was one of four players in club history to wear uniform number 77, joining Tony Batista (2006), Fernando Romero (2018-19) and Andrew Albers (2021)...claims his hidden talent is that he's "sneaky good" at golf...participated in 2025 Twinsfest at Target Field.

CAREER HIGHLIGHTS: Began professional career as starter in Twins minor league system; debuted as starter and worked into long relief role; spent 2024 in middle relief with some high leverage situations...2024 recipient of Charles O. Johnson Award for Most Improved Twin, an award voted on by the Twin Cities chapter of the BBWAA...went 9-1 out of the bullpen in 2024, most wins by a Twins reliever since Juan Rincón had 11 in 2004...7.08 strikeouts-per-walk ratio in 2024 ranked fourth-best in club history for a reliever; his 1.51 walks-per-9.0 innings pitched ratio ranked 10th...made major league debut May 1, 2022 at Tampa Bay...recorded first major league save October 5, 2022 at Chicago-AL...entered 2022 as the 17th-best prospect in the Twins system, per MLB.com.

2024:

- Made Twins Opening Day roster for second time in career and second consecutively, making club as a bullpen arm...used in more high leverage roles throughout season, picking up four saves and six holds, along with nine wins.
- Allowed one run in 2.0 innings pitched in first appearance on March 31 at Kansas City, but went on to post seven-straight scoreless appearances from April 4-24...finished April with a 1.54 ERA (11.2 IP, 1 ER), two walks and 18 strikeouts.
- Earned second career save and first of season on April 13 at Detroit, pitching 2.1 perfect innings to close out a 4-1 Twins victory.
- Did not allow an earned run in 15-straight appearances from June 20-August 4 (18.0 IP).
- Walked just one batter in 25 appearances from June 25-September 8 (29.1 IP/ 113 batters faced).
- 27 of final 35 appearances were scoreless from June 20-end of season, posting a 2.11 ERA (38.1 IP, 9 ER) in that span.
- Earned a win in relief in three consecutive appearances from September 11-17, tied for second-longest streak in club history for a reliever (tied 9 others; record held by Mike Marshall with four in 1979).
- Pitched 2.0-plus innings in 13 of 62 appearances on season.
- Made 23 appearances in the sixth inning, 25 in the seventh inning and 13 in the eighth inning.
- Held right-handed hitters to a .193 average with a .512 OPS and left-handers to a .264 average with a .706 OPS.
- Recorded four saves on season, third-most on team, trailing Johan Duran (23) and Griffin Jax (10).
- Set career-highs in games (62), innings pitched (71.1) and strikeouts (85)...led the AL in relief wins (9) and tied for third in all of baseball.
- His .900 winning percentage (9-1) was the second-highest in club history for a reliever with a minimum of 10 decisions, trailing only Stan Williams in 1970 (.909, 10-1).
- Was one of four pitchers in baseball with at least nine wins, four saves and six holds, joining Ryan Walker, Tanner Scott and Hector Neris.
- Led Twins staff in walks-per-9.0 innings pitched (1.51).
- Ranked seventh among AL relievers and 11th among all MLB relievers in walks-per-9.0 innings pitched (1.51)...among that same group, ranked fourth in AL in strikeouts-per-walk (7.08) and seventh in all of baseball.
- His 7.08 strikeouts-per-walk ratio ranked fourth-best in club history for a reliever (since 1961), trailing Taylor Rogers (8.18 in 2019), Rogers (7.38 in 2021) and Trevor Hildenberger (7.33 in 2017)...his 1.51 walks-per-9.0 innings pitched ratio ranked 10th.

CAREER HIGHS

IP: 4.2, 6/12/22 vs. TB
SO: 5, 6/12/22 vs. TB
Walks: 5, 2x, last 5/13/23 vs. CHC
CG: --
Low-Hit CG: --
Win-Streak: 5, 9/11/24-present



AL PITCHING LEADERS

BB% IN 2024 (min. 70 IP)

1. Bryan Woo, SEA.....	2.8%
2. George Kirby, SEA.....	3.0%
3. Kevin Kelly, TB.....	3.2%
4. Zach Eflin, TB/BAL.....	3.5%
5. Emmanuel Clase, CLE.....	3.7%
6. Cole Sands, MIN.....	4.1%

YOUR OUTIE ENJOYS TV

Cole got into the show *Severance* on Apple TV. When the second season came out around the time spring training began, he would talk about the show and break-down theories of the sci-fi psychological thriller with teammates in the clubhouse, particularly Griffin Jax.



- * Posted a run value of 13 on his fastball, ranking in the 91st percentile in baseball.
- * Ranked in the 97th percentile in baseball in walk percentage (4.1%) and in the 88th percentile in strikeout percentage (29.1%).
- * Opponents hit .170 (9-for-53) against his splitter, .198 (16-for-81) against his four-seam fastball, .227 (15-for-66) against his cutter.
- * Recipient of Charles O. Johnson Award for Most Improved Twin, an award voted on by the Twin Cities chapter of the BBWAA.

TWINS ALL-TIME LEADERS

K/BB AMONG RELIEVERS IN SINGLE SEASON

1. Taylor Rogers, 2019	8.18
2. Taylor Rogers, 2021	7.38
3. Trevor Hildenberger, 2017	7.33
4. Cole Sands, 2024	7.08
5. Griffin Jax, 2024	6.33

2023: Made Twins Opening Day roster for first time in career after pitching in second career spring training...spent most of season as long-man out of Twins bullpen...had four different stints with the Twins on season, splitting the season between Minnesota and Triple-A St. Paul...posted a 0.73 ERA (12.1 IP, 1 ER) in first seven appearances with Twins from April 3-May 30, an Anthony Rizzo home run on April 13 at New York-AL being only run allowed in that span...tied career high by walking five batters on May 13 vs. Chicago-NL (2.0 IP)...struck out season-high four batters three times: May 22 vs. San Francisco (2.0 IP), May 30 at Houston (2.1 IP) and September 3 at Texas (2.0 IP)...placed on 15-day Injured List with Minnesota on June 4 with right shoulder impingement...pitched in two games on rehab assignment with St. Paul and reinstated on July 5...optioned to Triple-A St. Paul on September 4, where he finished the season...spent the final week of the season throwing to rehabbing hitters (Buxton, Correa, Lewis, etc.) to be ready for Postseason...allowed earned runs in just three of 15 appearances with Twins on season, finishing with a 3.74 ERA (21.2 IP, 9 ER) with Minnesota...combined to go 0-2, 2.41 ERA (52.1 IP, 14 ER) with 23 walks, 62 strikeouts and a .191 opponent batting average in 34 games between St. Paul and Minnesota combined.

CHARLES O. JOHNSON AWARD

LAST 10 WINNERS (MOST IMPROVED TWIN)

Cole Sands	2024
Ryan Jeffers	2023
Nick Gordon	2022
Jorge Polanco	2021
Matt Wisler	2020
Mitch Garver	2019
Kyle Gibson	2018
Byron Buxton	2017
Brian Dozier	2016
Aaron Hicks	2015

2022: Pitched in first career major league spring training after being added to Twins 40-man roster November 19, 2021...optioned to Triple-A St. Paul March 23...appeared in four games (3 starts) for the Saints from April 4-24 and was recalled by Minnesota April 30 (Bailey Ober - IL)...was the first of seven stints with the Twins on the season (2 of which were 29th man recalls)...Florida native made major league debut in relief May 1 at Tampa Bay, allowing two runs on three hits in 2.0 innings pitched...recorded first major league strikeout in that game, fanning Brandon Lowe...placed on Minnesota's 15-day Injured List August 24 with a right elbow contusion after being struck by a comebacker off the bat of Yuli Gurriel August 23 at Houston...reinstated September 8...earned first career save October 5 at Chicago-AL in the club's final game, allowing one unearned run on four hits in 4.0 innings pitched in a Twins 10-1 victory...went 0-0, 3.44 ERA (18.1 IP, 7 ER) in eight relief appearances for Minnesota and 0-3, 9.49 ERA (12.1 IP, 13 ER) in three starts...combined to go 3-9, 5.65 ERA (92.1 IP, 58 ER) with 37 walks and 100 strikeouts in 30 games (16 starts) between St. Paul and Minnesota on season...ranked in the 88th percentile in baseball in curveball spin rate at 2812 rpm...ranked as Twins 24th-best prospect in organization by MLB.com after season.

2021: Began the season with Double-A Wichita and spent the entire year with the Wind Surge...missed time on the 7-day Injured List from June 21-July 14 with a right elbow strain...matched his career high with 10 strikeouts August 14 at Tulsa (5.2 IP, 2 R/ER, 1 BB)...went 2-0, 0.00 ERA (17.0 IP) with seven walks and 14 strikeouts across his last three regular-season starts...started the first game of the Double-A Central Championship Series at Northwest Arkansas, taking the loss (5.0 IP, 7 H, 5 R/ER, 1 BB, 1 HB, 4 K)...held right-handed batters to a .167 (25-for-150) batting average in the regular season, while lefties hit .243 (34-for-140) against him...allowed three-or-fewer earned runs in 18 of 19 outings...also struck out at least six batters six times, including at least eight batters thrice...went 4-2, 2.46 ERA (80.1 IP, 22 ER) with 35 walks, 96 strikeouts and a .203 opponent batting average in 19 games (18 starts)...the Wind Surge went 12-7 when he pitched...finished the season as the 19th-best prospect in the Twins system, per MLB.com...entered 2022 ranked 17th...added to the Twins 40-man roster November 19.

2020: Did not play, as the minor league season was cancelled due to COVID-19...participated in Twins Instructional League during October in Fort Myers.

2019: Split his first professional season between Low-A Cedar Rapids, High-A Fort Myers and Double-A Pensacola, going 7-3 with a 2.68 ERA (97.1 IP, 29 ER), 19 walks and 108 strikeouts in 18 starts...struck out eight batters in 5.0 hitless innings in his professional debut on April 6...fanned 10 batters in 5.0 innings on May 18, allowing eight hits and one run...had two stints on the 7-day Injured List, from June 13-23 (blister) and August 5-12 (left calf strain).

2018: Selected by the Twins in the fifth round of the draft...missed the entire minor league season due to injury.

PROFESSIONAL: Selected by the Twins in the fifth round of the 2018 First-Year Player Draft out of Florida State University; signed by scout Brett Dowdy...originally selected by Houston in the 22nd round of the 2015 First-Year Player Draft but did not sign.

SANDS' PITCHING RECORD

YEAR	CLUB	W-L	ERA	G	GS	CG	SHO	SV	IP	H	R	ER	HR	HB	BB	SO	WP	K/9	BAA
2018																			
2019	Cedar Rapids	2-1	3.05	8	8	0	0	0	41.1	41	14	14	0	4	11	49	5	10.7	.258
	Fort Myers	5-2	2.25	9	9	0	0	0	52.0	36	16	13	4	2	7	53	1	9.2	.199
	Pensacola	0-0	4.50	1	1	0	0	0	4.0	4	2	2	0	0	1	6	0	13.5	.267
2020																			
2021	Wichita	4-2	2.46	19	18	0	0	0	80.1	59	27	22	6	5	35	96	0	10.8	.203
2022	St. Paul	3-6	5.55	19	13	0	0	0	61.2	78	42	38	9	3	24	72	4	10.5	.310
	MINNESOTA	0-3	5.87	11	3	0	0	1	30.2	35	21	20	4	5	13	28	1	8.2	.276
2023	St. Paul	0-2	1.47	19	0	0	0	4	30.2	17	6	5	2	0	10	41	3	12.0	.156
	MINNESOTA	0-0	3.74	15	0	0	0	0	21.2	20	10	9	4	0	13	21	3	8.7	.235
2024	MINNESOTA	9-1	3.28	62	0	0	0	4	71.1	59	30	26	6	6	12	85	3	10.7	.221
Minor League Totals		14-13	3.13	75	49	0	0	4	270.0	235	107	94	21	14	88	317	13	10.6	.234
Major League Totals		9-4	4.00	88	3	0	0	5	123.2	114	61	55	14	11	38	134	7	9.8	.238

SANDS' CAREER FIELDING RECORD

POSITION	PCT	G	PO	A	E	TC	DP	PB
Pitcher	.889	88	8	8	2	18	—	—

SANDS' PROFESSIONAL INJURED LIST HISTORY

DATES	INJURY	LEVEL
June 4-July 5, 2023	Right Shoulder Impingement	Minnesota
August 24-September 8, 2022	Right Elbow Contusion	Minnesota
May 13-24, 2022	Left Groin Strain	Triple-A St. Paul
June 21-July 14, 2021	Right Elbow Strain	Double-A Wichita
August 20-September 16, 2019	Right Elbow Inflammation	Double-A Pensacola
August 3-12, 2019	Left Calf Strain	High-A Fort Myers
June 11-23, 2019	Blister	High-A Fort Myers
July 31-end of 2018 season	N/A	Rookie-Elizabethton



» Cole caught a ceremonial first pitch from Minnesota Vikings running back Aaron Jones when the Twins celebrated "SKOL night" in 2024.

TWINS MILESTONE WINS (SINCE 1961)

WIN	DATE	OPPONENT	SCORE	WINNING PITCHER
1	April 11, 1961	at New York-AL	6-0	Pedro Ramos
500	August 23, 1966	at Washington	7-0	Jim Kaat
1,000	July 12, 1972	vs. Milwaukee	7-1	Bert Blyleven
1,500	August 17, 1978	vs. Kansas City	6-5	Roger Erickson
2,000	September 25, 1985	at Texas	5-1	Bert Blyleven
2,500	September 28, 1991	at Toronto	5-0	Jack Morris
3,000	May 4, 1999	vs. New York-AL	8-4	Mike Lincoln
3,500	May 7, 2005	at Tampa Bay	8-1	Kyle Lohse
4,000	September 12, 2010	at Cleveland	6-2	Kevin Slowey
4,500	September 29, 2017	vs. Detroit	6-3	José Berrios
5,000	June 29, 2024	at Seattle	5-1	Pablo López



IF

H/W: 6-0/203

B/T: S/R

OPENING DAY AGE: 25

BORN: 10/3/1999 in Santo Domingo Este, DR

RESIDES: Santo Domingo Este, DR

ACQUIRED: Re-signed as minor league free agent, 11/17/24

M.L. SERVICE: None

OPTIONS USED: 1 of 3

CONTRACT STATUS: Signed thru 2025

PERSONAL: Yuliner Severino Guerrero...Instagram: @severino4827...has an older sister and younger brother...if he wasn't a baseball player, he'd be an engineer, just like his brother...enjoys playing basketball in his free time.

CAREER HIGHLIGHTS: Set Triple-A St. Paul's franchise record for home runs in a single-season with 21 in 2024...ranked as 19th best prospect in Twins organization by *Baseball America* entering 2024...named Texas League Player of the Week three times in 2023...named Twins minor league Player of the Week twice in 2023...named Texas League Player of the Month in July of 2023...in 2023, tied for first among all minor leaguers in home runs (35) and led entire Twins organization...tied for 13th in all of MiLB in total bases (255)...named to Texas League's Postseason All-Star team in 2023...named *Baseball America's* Twins minor league Player of the Year in 2023...named third baseman on Twins MiLB.com organizational All-Star team.

POSTSEASON CAREER: Has never appeared at major league level.

2024:

- Ranked as 19th best prospect in Twins organization by *Baseball America* entering 2024.
- Played in first official spring training with Twins and was optioned to Triple-A St. Paul on March 12, where he spent all season.
- Tied professional single-game career hit, reaching safely five times on May 22 at Buffalo, going 4-for-5 with a walk (other time was 2019 with Cedar Rapids).
- Hit third career professional grand slam on May 23 at Buffalo.
- Drove in 20 runs and hit six home runs in 24 May games.
- Recorded two multi-homer games on season: June 13 at Louisville and July 31 at Iowa.
- Named Twins minor league Player of the Week on June 16, hitting .500 (10-for-20) with three home runs, seven RBI, nine walks, a .950 slugging percentage and a 1.605 OPS.
- Named Twins minor league Player of the Month for June after hitting .425 (34-for-80) with three doubles, six home runs, 19 RBI and a 1.231 OPS in 23 games.
- Hit 21st home run of season on September 20 vs. Indianapolis, tying Saints single-season franchise record.
- Defensively for Saints, played 91 games (87 starts) at first base, 10 games (all starts) in rightfield and eight games (7 starts) at third base.
- Hit .292 (52-for-178) with six home runs and a .795 OPS against left-handed pitching and .232 (72-for-310) with 12 home runs and a .766 OPS vs. right-handed pitching.
- Finished with 79 RBI, second most in Saints single-season franchise history, trailing DaShawn Keirse Jr's total of 81 (also in 2024).
- Led Saints in games (128) and home runs (21), ranked second in runs (66), hits (124) and RBI (79), and tied for second in doubles (21).
- Played for Lacey in Dominican Winter League after season.
- Declared minor league free agent on November 4 and re-signed with Twins on minor league contract on November 17, with an invite to Twins spring training.

2023: Was a depth camp player at Twins spring training with no official spring invite, playing on the major league side with Minnesota several times during exhibition season...began season with Double-A Wichita, reaching safely in each of first 10 games, including three home runs in first six games...hit multiple home runs five times on season: April 25 vs. Springfield, May 12 at Frisco, June 28 vs. Northwest Arkansas, July 29 vs. Frisco and August 20 vs. Indianapolis...named Texas League Player of the Week three times on season for Wind Surge: May 14, July 30 and August 20...named Twins minor league Player of the Week twice for Wind Surge: May 14 and July 30...hit second career grand slam on May 31 vs. Tulsa...hit safely in season-long 12-straight games for Wind Surge from June 8-22...homered in five straight games with Wind Surge from July 25-29, driving in 10 runs in those five...named Texas League Player of the Month for July after hitting .342 (26-for-76) with four doubles, nine home runs, 19 RBI and a 1.182 OPS in 20 games during the month...promoted to Triple-A St. Paul on August 3...at the time of his promotion, was tied for first in Texas League in home runs (24), the ninth-most in Minor League baseball, and the most by any switch-hitter in the minors...24 home runs with Wichita in 2023 were the most in Wind Surge history...hit solo home run on August 19 vs. Indianapolis, clearing the batters eye in centerfield at CHS Field, the fourth Saints player to do so...combined to hit .272 (127-for-467) with 17 doubles, three triples, 35 home runs, 84 RBI, 80 runs scored, a .352 on-base percentage, a .546 slugging percentage and an .898 OPS in 120 games between Wichita and St. Paul...slashed .289/.366/.522 vs. left-handed pitching and .268/.349/.552 vs. right-handed pitching...tied for first among all minor leaguers in home runs (35) and led entire Twins organization...tied for 13th in all of MiLB in total bases (255)...played 64 games (all starts) at third base, 21 games (all starts) at second base and 20 games (all starts) at designated hitter on season...named to Texas League's Postseason All-Star team...named *Baseball America's* Twins minor league Player of the Year...added to Twins' 40-man roster on November 6...played in 33 games with Lacey in Dominican Winter League following the season...named third baseman on Twins MiLB.com organizational All-Star team.

2022: Split the season between High-A Cedar Rapids and Double-A Wichita, batting .278 (84-for-302) with 17 doubles, two triples, 19 home runs, 65 RBI, 39 walks, 49 runs scored and a .907 OPS in 83 games...missed time on 7-day Injured List with left thumb contusion from April 12-June 1...homered seven times in a 10-game span for the Kernels from July 17-August 2 and finished July with eight home runs in 20 games...promoted to Wichita on August 4...played 35 games at third base and 33 games at second base at both levels combined...hit .296 (66-for-223) vs. right-handed pitching and .228 (18-for-79) vs. left-handed pitching.

2021: Split the season between Low-A Fort Myers and High-A Cedar Rapids, hitting .273 (99-for-263) with 49 runs scored, 29 doubles, two triples, eight home runs, 70 RBI, 52 walks, three stolen bases and a .802 OPS in 98 games...named Twins minor league Player of the Week on August 15...hit first career grand slam on September 2 vs. Quad Cities...ranked as the 26th-best prospect in the Twins farm system by MLB.com.

2020: Did not play professionally due to COVID-19 Pandemic...ranked 24th-best prospect in the Twins minor league system by MLB.com.

2019: Entered season ranked the 10th-best prospect in the Twins system by *Baseball America*...split season between GCL Twins and Low-A Cedar Rapids, hitting .240 (24-for-100) with nine runs scored, eight doubles, one triple, one home run, 10 RBI, seven walks and a .657 OPS in 28 games...had two stints on the IL: April 12-August 3 with a left thumb fracture and August 22-end of season with left thigh strain.

2018: Spent entire season with Rookie-Elizabethton...in 49 games hit .263 (52-for-198) with 32 runs scored, eight doubles, eight home runs, 28 RBI and 17 walks.

2017: Split first professional season between GCL Braves and DSL Braves before signing with Twins organization during offseason.

PROFESSIONAL CAREER: Originally signed by Atlanta as undrafted free agent on July 2, 2016...signed by Minnesota as minor league free agent on December 8, 2017...declared minor league free agent on November 4, 2024 and re-signed with Twins on minor league contract on November 17, 2024 with an invite to Twins spring training.

SEVERINO'S PLAYING RECORD

YEAR	CLUB	AVG	G	AB	R	H	2B	3B	HR	RBI	SH	SF	HBP	BB	SO	SB	CS	OBP	OPS
2017	DSL Braves	.189	10	37	6	7	2	1	0	2	0	0	1	8	6	0	0	.348	.645
	GCL Braves	.286	48	189	27	54	17	2	3	27	0	0	1	16	61	0	1	.345	.789
2018	Elizabethton	.263	49	198	32	52	8	0	8	28	0	2	1	17	52	0	1	.321	.745
2019	GCL Twins	.227	6	22	2	5	1	1	1	2	0	0	0	0	6	0	0	.227	.727
	Cedar Rapids	.244	22	78	7	19	7	0	0	8	0	1	0	7	27	0	0	.302	.636
2020	NO SEASON - DID NOT PLAY																		
2021	Fort Myers	.245	63	229	30	56	17	1	5	53	0	2	5	32	75	2	0	.347	.740
	Cedar Rapids	.321	35	134	19	43	12	1	3	17	0	1	2	20	50	1	0	.414	.907
2022	Cedar Rapids	.283	46	159	30	45	9	2	11	40	0	1	6	25	43	0	0	.398	.970
	Wichita	.273	37	143	19	39	8	0	8	25	0	2	1	14	48	0	1	.338	.835
2023	Wichita	.287	84	334	56	96	15	2	24	62	0	0	5	36	117	3	4	.365	.925
	St. Paul	.233	36	133	24	31	2	1	11	22	0	2	3	15	56	0	0	.320	.832
2024	St. Paul	.254	128	489	66	124	21	2	21	79	0	7	2	67	154	4	0	.342	.775
Minor League Totals		.266	564	2145	318	571	119	13	95	365	0	18	27	257	695	10	7	.349	.816

SEVERINO'S PROFESSIONAL INJURED LIST HISTORY

DATES	INJURY	LEVEL
April 12-June 1, 2022	Left Thumb Contusion	High-A Cedar Rapids
August 22-end of 2019 season	Left Thigh Strain	High-A Cedar Rapids
April 12-August 3, 2019	Left Thumb Fracture	High-A Cedar Rapids

HOW TO FIGURE...

BATTING AVERAGE: Divide the number of safe hits by the total number of at-bats (at-bats do not include walks, sacrifices, hit by pitch, or times awarded first on obstruction or interference).

SLUGGING PERCENTAGE: Divide the total bases of all safe hits by the total number of at-bats.

ON-BASE PERCENTAGE: Add the total number of hits, walks and hit by pitch and divide by the total of at-bats, walks, hit-by-pitches and sacrifice flies.

OPS: Simply add on-base percentage with slugging percentage. League average in OPS in 2024 was .711.

EARNED RUN AVERAGE: Multiply the total number of earned runs by nine, then divide the result by the number of innings pitched.

FIELDING PERCENTAGE: Divide the total putouts and assists by the total of putouts, assists and errors (total chances).

CONSECUTIVE HITTING STREAKS: A consecutive hitting streak shall not be terminated if the plate appearance results in a base on balls, hit batsman, defensive interference, or a sacrifice bunt. A sacrifice fly shall terminate the streak.

WON-LOST PERCENTAGE: Divide the number of games won by the total number of games played.



65

ALEX SPEAS
NON-ROSTER INVITE

RHP

H/W: 6-3/191

B/T: R/R

OPENING DAY AGE: 26

BORN: 3/4/1998 in Powder Springs, GA

RESIDES: Austell, GA

ACQUIRED: Signed as minor league free agent, 11/20/24

M.L. SERVICE: 12 days

OPTIONS USED: 2 of 3

CONTRACT STATUS: Signed thru 2025

PERSONAL: Alex JoVaughn Speas...X: @alexjspeas...Instagram: @speas16...has one daughter: Haven...is a 2016 graduate of McEachern High School in Powder Springs, GA....named an Under Armour All-American as a senior and rated by *Baseball America* the No. 41 overall prospect and 11th-best high school pitching prospect...committed to Auburn University before signing with Texas.

CAREER HIGHLIGHTS: Twins are sixth organization (Texas - 2016-23, Oakland - 2024, Chicago-AL - 2024, Houston - 2024, Boston - 2024)...made MLB debut on July 19, 2023 vs. Tampa Bay, working 1.2 scoreless IP with three strikeouts in relief for the Rangers; struck out Wander Franco in the seventh inning for the first of his career...missed time from 2018-19 after having Tommy John surgery on right elbow.

POSTSEASON CAREER: Has never appeared at major league level.

2024:

- Was in spring training with Chicago-AL, on their 40-man roster after being claimed off waivers from Texas on October 3, 2023.
- Designated for release or assignment by White Sox, was re-signed and began season with Triple-A Charlotte.
- Appeared in two games for Charlotte and was DFA'd on April 5 when the Sox made a trade with Philadelphia for Jose Rodriguez...contract purchased by Oakland on April 6.
- Appeared in 13 games for Triple-A Las Vegas and was DFA'd by A's on May 8; claimed off waivers by Houston on May 10.
- Made only major league appearance of season, pitching for Houston on May 31 vs. Minnesota, allowing one run on two hits in 2.0 innings pitched, including a home run by Carlos Santana.
- Optioned to Triple-A Sugar Land and appeared in six games for the Space Cowboys from June 5-20.
- DFA'd for fourth time on season, this time by Houston on July 27 and claimed off waivers by Boston on July 30; spent remainder of season with Triple-A Worcester.
- Placed on 7-day Injured List on August 4 with back inflammation; reinstated on August 22.
- Pitched in six games for Mazatlan in the Mexican Pacific Winter League, following the season.
- Declared free agency on November 4 and signed by Minnesota to minor league contract with invite to Twins spring training on November 20.

2023: Split the season between Double-A Frisco and Triple-A Round Rock in the Texas organization, going 5-2, 2.86 ERA (156.2 IP, 18 ER), 85 strikeouts (13.5-per-9.0 IP) and just two home runs allowed in 49 appearances (1 start)...also made three relief appearances with the Rangers...began the season with Frisco, where he went 3-0, 0.64 ERA (28.1 IP, 2 ER), 47 strikeouts (14.9-per-9.0 IP) and a .133 (13-for-98) opponents average in 23 relief outings...did not allow an earned run in 22 of his 23 games with the RoughRiders, including a streak of eight games (9.1 IP) to begin the season...after giving up four runs (two earned) in 1.0 IP on May 11 vs. Wichita, went 2-0, 0.00 ERA (18.0 IP), 32 strikeouts and just six hits allowed over his next 14 outings from May 17-June 25...was promoted to Round Rock on June 28, where he averaged 7.9 walks (25 BB/28.1 IP) and 12.1 strikeouts (38 K) per 9.0 IP over 26 appearances (1 start)...contract was selected by the Rangers on July 19...made his MLB debut that night vs. Tampa Bay, working 1.2 scoreless IP with three strikeouts in relief...struck out Wander Franco in the seventh inning for the first of his career...optioned to Round Rock on July 25 the remainder of the season...designated for assignment on September 30...claimed off waivers by Chicago-AL on October 3.

2022: Missed the season while on Frisco's Restricted List.

2021: Went 2-3 with a 11.15 ERA (15.1 IP, 19 ER) and 30 strikeouts in 15 games (one start) between Frisco and the ACL Rangers...averaged 17.6 strikeouts and 15.3 walks (26 BB) per 9.0 IP...was on the Injured List from May 23-August 23 with elbow inflammation.

2020: Did not pitch following the cancellation of the minor league season due to the COVID-19 pandemic.

2019: Appeared in two games with the Arizona Complex League Rangers as he continued his recovery from Tommy John surgery...entered the season rated by *Baseball America* as possessing the Best Slider in the Rangers system.

CAREER HIGHS

IP: 2.0, 5/31/24 vs. MIN

SO: 3, 7/19/23 vs. TB

Walks: 3, 7/21/23 vs. LAD

CG: --

Low-Hit CG: --

Win-Streak: --



VIRAL VELOCITY

Speas was a originally a second-round pick by Texas in 2016 but retired after the 2021 minor league season after feeling like he didn't make expectations. He returned to his hometown and worked a short-lived sales job before coaching Little League for a season. Knowing his background as a touted pitching prospect, the kids he coached finally convinced him to pitch for them. His first pitch — without any warm-ups — hit 97 mph and was captured on a TikTok video that was seen over 170,000 times. This eventually led to his return to professional baseball in 2023.

2018: Appeared in 20 games with Class A Hickory before undergoing Tommy John surgery on June 25...averaged 15.4 strikeouts per 9.0 IP (49 SO/28.2 IP) and limited opponents to a .155 (16-for-103) average.

2017: Opened the season in the Class A Spokane rotation, going 0-6 with a 10.89 (19.0 IP, 23 ER) in seven starts...moved to the bullpen on July 30, where he went 1-0 with a 0.00 ERA (14.2 IP), 29 strikeouts (17.8 per 9.0 IP) and a .098 (5-for-51) opponents average in nine appearances.

2016: Made his professional debut with the AZL Rangers...worked 8.1 scoreless IP over four appearances.

PROFESSIONAL: Selected by Texas in second round (63rd overall) of 2016 First-Year Player Draft...DFA'd by Rangers on September 30, 2023 and claimed off waiver by Chicago-AL on October 3, 2023...contract purchased by Oakland from Chicago-AL on April 6, 2024...DFA'd by Oakland and claimed off waivers by Houston on May 10, 2024...DFA'd again, this time by Houston and claimed by Boston on June 29, 2024...elected free agency after 2024 season and signed by Minnesota as minor league free agent with spring training invite on November 20, 2024.

SPEAS' PITCHING RECORD																			
YEAR	CLUB	W-L	ERA	G	GS	CG	SHO	SV	IP	H	R	ER	HR	HB	BB	SO	WP	K/9	BAA
2016	AZL Rangers	0-0	0.00	4	3	0	0	0	8.1	4	0	0	0	1	7	11	2	11.9	.138
2017	Spokane	1-6	6.15	16	7	0	0	1	33.2	29	31	23	5	2	25	45	7	12.0	.223
2018	Hickory	2-0	2.20	20	0	0	0	6	28.2	16	10	7	1	0	21	49	5	15.4	.155
2019	AZL Rangers	0-0	0.00	2	2	0	0	0	1.0	1	0	0	0	0	2	2	0	18.0	.250
2020	DID NOT PLAY - NO MINOR LEAGUE SEASON																		
2021	ACL Rangers	1-1	10.80	3	1	0	0	0	3.1	2	5	4	0	0	5	7	1	18.9	.167
2022	Frisco	1-2	11.25	12	0	0	0	0	12.0	10	15	15	2	3	21	23	2	17.3	.222
	Frisco	DID NOT PLAY - RESTRICTED LIST																	
2023	Frisco	3-0	0.64	23	0	0	0	2	28.1	13	7	2	0	3	13	47	5	14.9	.206
2023	Round Rock	2-2	5.08	26	1	0	0	2	28.1	21	17	16	2	3	25	38	8	12.1	.133
	TEXAS	0-2	13.50	3	0	0	0	0	2.0	2	3	3	0	0	5	4	1	18.0	.286
	Charlotte	0-0	15.43	2	0	0	0	0	2.1	2	4	4	1	0	2	2	0	7.7	.222
2024	Las Vegas	2-0	11.32	9	0	0	0	0	10.1	16	14	13	3	0	7	15	0	13.1	.356
2024	HOUSTON	0-0	4.50	1	0	0	0	0	2.0	2	1	1	1	0	1	2	0	9.0	.286
	Sugar Land	1-3	8.00	10	0	0	0	0	9.0	9	8	8	1	1	13	14	2	14.0	.257
	Worcester	0-1	16.88	11	0	0	0	0	8.0	8	15	15	0	0	21	14	3	15.8	.267
Minor League Totals		13-15	5.56	138	14	0	0	11	173.1	131	126	107	15	13	162	267	35	13.9	.204
Major League Totals		0-2	9.00	4	0	0	0	0	4.0	4	4	4	1	0	6	6	1	13.5	.286

SPEAS' CAREER FIELDING RECORD								
POSITION	PCT	G	PO	A	E	TC	DP	PB
Pitcher	1.000	4	1	0	0	1	0	—

SPEAS' PROFESSIONAL INJURED LIST HISTORY		
DATES	INJURY	LEVEL
August 4-22, 2024	Back Inflammation	Triple-A Worcester
May 23-August 24, 2021	Right Elbow Sprain	Double-A Frisco
June 12, 2018-end of 2019 season	Surgery and Recovery from Tommy John Surgery	Single-A Hickory
June 21-August 9, 2016	Right Digit 3 Finger Fracture	Single-A Hickory

HOME RUN IN FIRST MLB GAME					
PLAYER	DATE	AT-BAT	COUNT	OPPONENT	PITCHER
Rick Renick	7-11-68	1st	3-1	Detroit	Mickey Lolich
Hal Haydel	9-7-70 (G2)	2nd	0-0	Milwaukee	Al Downing
Eric Soderholm	9-3-71 (G1)	2nd	1-1	Oakland	Diego Segui
Dave McKay	8-22-75	1st	1-1	Detroit	Vern Ruhle
Kent Hrbek	8-24-81	5th	2-2	at New York-AL	George Frazier
Tim Laudner	8-28-81	3rd	0-1	Detroit	Dave Rozema
Gary Gaetti	9-20-81	1st	1-1	at Texas	Charlie Hough
Andre David	6-29-84 (G1)	1st	1-2	at Detroit	Jack Morris
Luke Hughes	4-28-10	1st	2-2	at Detroit	Max Scherzer
Eddie Rosario	5-6-15	1st	0-0	Oakland	Scott Kazmir
Jake Cave	5-19-18	2nd	0-0	Milwaukee	Freddy Peralta
Matt Wallner	9-17-22 (G1)	3rd	0-0	at Cleveland	Shane Bieber



61 BROCK STEWART

RHP

H/W: 6-3/220 **B/T:** L/R
OPENING DAY AGE: 33
BORN: 10/3/1991 in Normal, IL
RESIDES: Charlotte, NC

ACQUIRED: Signed as minor league free agent, 7/14/22
M.L. SERVICE: 3 years, 93 days
OPTIONS USED: 4 of 4
CONTRACT STATUS: Signed thru 2025

PERSONAL: Brock Allen Stewart...X: @Brock_A_Stewart...Instagram: @brockstew15...wife, Christina... sons, Jett (3/21/22) and Cal (3/10/24)...graduated from Normal West (IL) High School where he was an All-Conference and All-State selection as senior...set a school record with a .506 average as a junior...was a position player, mostly playing third base and corner outfield during his first few seasons...he wanted to get drafted but was hitting a little over .250 in his junior season...he knew he threw hard and figured his best bet was to transition to a pitcher if he wanted to play pro ball...he was drafted as a pitcher by the Dodgers in the sixth round of the 2014 Draft...father, Jeff, is a former baseball coach at Illinois State and used to be a pro scout for Tampa Bay (is retired)...brother, Luke, played baseball at the University of Alabama at Birmingham and played two seasons in the New York-NL system (2011-12)...brother, Jake, played baseball at Illinois State and the University of Illinois...played four years of college ball at Illinois State, where he pitched and also played infield during his career...made just 12 pitching appearances in college (1 start), appearing in one game as a sophomore and 11 (1 start) as a medical redshirt junior, going 3-2 with a 2.36 ERA and limiting opponents to a .198 batting average...combined to hit .266 with 11 homers and 82 RBI in 123 collegiate games...favorite number is 15, which is the number he wore in college; 61 was issued to him when he was a spring training invite to Twins camp in 2023...is a Chicago Bears fan and Georgia Bulldogs football fan...participated in 2025 Twinstest at Target Field in January...Brock's nickname is "Beef Stew." Not much to the nickname other than his last name being shortened...the nickname started with Brock's close friends from back home calling him "Beef Stew" then eventually shortening it to just "Beef" - a nickname that he's embraced.

CAREER HIGHS

IP: 5.1, 8/12/19 vs. TEX
SO: 8, 8/28/16 vs. CHC
Walks: 4, 3x, last 9/2/17 at SD
CG: --
Low-Hit CG: --
Win-Streak: 5, 8/17/19-4/27/23



CAREER HIGHLIGHTS: Twins are fourth organization (Los Angeles-NL - 2014-19, '20-21; Toronto - 2019; Chicago-NL - 2020)...missed most of 2024 with right shoulder injuries...had Tommy John surgery on right elbow in May 2021...in 2016, became the first Dodger since Hideo Nomo in 1995 to begin the year in Single-A and start in a major league game in the same season...made major league debut June 29, 2016 at Milwaukee...named the Dodgers' 2016 Branch Rickey Minor League Pitcher of the Year...named a 2016 Texas League Midseason All-Star and a *Baseball America* minor league All-Star...named 2016 Dodgers MiLB.com organizational All-Star and Staff Choice for Best Starting Pitcher in organization...drafted by Dodgers in 2014 as an infielder from Illinois State University, but also pitched, played outfield, third base and second base for the Redbirds.

POSTSEASON CAREER: 2023: Has appeared in three career Postseason games, all in 2023 with the Twins, posting a 6.00 ERA (3.0 IP, 2 ER) with one walk and four strikeouts...made his Postseason debut in Game 2 of the ALWCs vs. Toronto on October 4, earning a hold after tossing a scoreless seventh inning...allowed two runs on one hit (1 HR) with one walk and one strikeout in Game 2 of the ALDS at Houston on October 4...also worked a scoreless third inning in ALDS Game 4 on October 11 at Target Field.

2024:

- Made Twins Opening Day roster for first time and second of career (also 2019 with Los Angeles-NL).
- Did not allow a run in each of first 12 appearances to begin season from March 28-April 29 (12.1 IP)...in that span, he recorded six holds, while allowing just seven hits, six walks and 17 strikeouts.
- Snapped 25.0-inning scoreless streak (tied for MLB best at time) that began on May 31, 2023, allowing one run on May 1 at Chicago-AL, the run being a homer by Corey Lee.
- Placed on 15-day Injured List on May 3 with right shoulder tendinitis...transferred to 60-day IL on July 3...made four appearances with Triple-A St. Paul on rehab assignment from July 9-21; reinstated on July 24.
- Made three appearances for Twins from July 24-29, allowing eight runs in 2.1 innings pitched before being placed back on 15-day IL with right shoulder strain on July 31.
- Had season-ending surgery on right shoulder on August 13.

2023: Was an invite to Twins spring training after signing a minor league contract in July of 2022...reassigned to minor league camp on March 22 and began season with Triple-A St. Paul...appeared in seven games for Saints from April 1-23, striking out 17 batters with two walks in 8.2 innings pitched, while earning two saves...had contract selected by Minnesota on April 25 (Trevor Megill DFA)...earned win in Twins debut on April 27 vs. Kansas City, pitching 2.0 shutout innings, with one hit allowed, no walks and three strikeouts...struck out 100th career batter on May 23 vs. San Francisco, fanning LaMonte Wade Jr...pitched 14.0 scoreless innings to begin Twins career, from April 27-May 27; 14 games was third-longest scoreless game streak to start Twins career, trailing Caleb Thielbar (17 in 2013) and Denny Reyes (16 in 2008)...first runs allowed of season came from Jose Altuve grand slam on May 29 at Houston (2 inherited runners and 2 of his runners)...became one of Twins primary set-up men, recording seven holds in a 20-game stretch from May 10-June 25...recorded second career save on May 27 vs. Toronto, pitching 1.0 scoreless inning, relieving Jorge López, who did not record an out to start the ninth...was his first save since June 20, 2017 vs. New York-NL (with Los Angeles-NL)...hit a career-high 99.7 mph on a strikeout pitch to Brandon Belt, fastest pitch recorded in career...placed on 15-day Injured List on June 27 with right elbow soreness...pitched in three games with Triple-A St. Paul on rehab assignment in September; reinstated on September 26...made return to major league mound for first time in just over three months on September 26 vs. Oakland, pitching 1.0 scoreless inning with

one hit allowed, no walks and two strikeouts...held opponents scoreless in 26 of 27 appearances for Twins on season, lone blemish being aforementioned Altuve homer on May 29...finished season with 13-straight scoreless outings (12.2 IP) from May 31–October 1, striking out 22 batters without issuing a walk...Twins went 21-7 in games in which he appeared, including winning nine of his last 10...struck out at least one batter in 23 of 28 games and multiple batters in 11 games...set career-high in strikeout percentage (35.8%)...limited left-handed hitters to a .184 (7-for-38) batting average with four walks and 17 strikeouts...right-handed hitters batted .203 (12-for-59) with seven walks and 22 strikeouts...allowed just one home run on season (Altuve - May 29 at HOU), one of just eight pitchers in baseball (minimum of 25.0 IP) to allow less than two home runs...finished season with a 0.65 ERA (27.2 IP, 2 ER), the lowest in Twins history (1961-) among pitchers with at least 25 appearances...his 12.69 strikeouts-per-9.0 innings ratio was the fourth-best single-season ratio in club history...led baseball in ERA among all pitchers with a minimum of 25.0 innings pitched...in fact, was the only pitcher in baseball with an ERA under 1.00 with those criteria...ranked in the 93rd percentile in baseball in average fastball velocity (97.2 mph)...ranked in the 99th percentile in fastball spin (2,604 rpm)...posted opponent batting averages of .233 (7-for-30) on fastball, .194 (6-for-31) on sweeper, .071 (1-for-14) on cutter, .167 (2-for-12) on sinker and .300 (3-for-10) on changeup.

2022: Signed minor league contract with Minnesota July 14 after spending first half of season recovering from Tommy John surgery on right elbow in May 2021...began season with FCL Twins and made first appearance August 23...transferred to High-A Fort Myers August 26 where he made three appearances for the Mighty Mussels from August 26–September 2...transferred to Triple-A St. Paul September 5 where he spent rest of season...made seven appearances for Saints in September, going 0-1, 6.14 ERA (7.1 IP, 5 ER) with one walk and 11 strikeouts...each of final four appearances were scoreless (4.0 IP).

2021: Signed minor league contract with Los Angeles-NL but did not pitch after having Tommy John surgery performed on right elbow...became free agent in November.

2020: Selected by Chicago-NL in minor league phase of Rule 5 Draft December 12, 2019...released by Cubs organization May 28 and did not pitch in affiliated baseball in season due to shortened major league season and cancellation of minor league season (COVID-19).

2019: Appeared in 13 major league contests between the Dodgers and Blue Jays, going 4-0 with a 9.82 ERA (25.2 IP, 28 ER)...claimed off waivers by Toronto July 31...pitched a career-high 5.1 innings in relief August 12 vs. Texas...allowed three runs on five hits...earned the win in Toronto's 19-4 victory...went 3-0 with a 3.14 ERA (14.1 IP, 5 ER) in his first three outings with the Blue Jays from August 7-24...also appeared in 19 games between Triple-A Oklahoma City in the Dodgers system and Triple-A Buffalo in the Blue Jays organization.

2018: Appeared in nine games (2 starts) in the majors for the Dodgers, going 0-1 with a 6.11 ERA (17.2 IP, 12 ER) and striking out 14 batters against nine walks...spent the remainder of the season with the Triple-A Oklahoma City Dodgers, making 19 starts with an ERA of 2.99 (96.1 IP, 32 ER)...struck out 80 batters against 29 walks while holding hitters to a .232 average...effective against left-handed batters, holding them to a .184 average in 19 games with Oklahoma City...ended the season on the 40-man roster after landing on the 60-day IL with a right oblique strain.

BEAR DOWN

Brock is a big fan of the Chicago Bears. In fact, Brock played football for one year — freshman year of high school — and was a 6'3", 180-pounder. His coaches ran the option all the time, he never got to throw the ball and he HATED it, so he never played football again. Brock's dad, Jeff, was roommates with former Minnesota Vikings linebacker Scott Stidwell (who later scouted for the Vikings for 30ish years) at the University of Illinois.

walks and seven strikeouts...earned first major league win September 7 vs. Arizona, allowing one run on five hits in 5.0 innings pitched...named the Dodgers' 2016 Branch Rickey Minor League Pitcher of the Year after combining to go 9-4 with a 1.79 ERA, a .200 opponent batting average and a 0.88 WHIP in 21 starts at Rancho Cucamonga, Double-A Tulsa and Triple-A Oklahoma City...named a Texas League Midseason All-Star and a *Baseball America* minor league All-Star...named Dodgers MiLB.com organizational All-Star and Staff Choice for Best Starting Pitcher in organization.

2015: Went a combined 4-6 with a 4.46 ERA (101.0 IP, 50 ER) in 25 games (19 starts) between Low-A Great Lakes and High-A Rancho Cucamonga.

2014: Made his pro debut with Rookie-Ogden...named MiLB.com Pioneer League Player of the Month in August while with Ogden.

PROFESSIONAL: Originally selected by the New York-NL out of high school in the 40th round of the 2010 First-Year Player Draft, but did not sign...selected by Los Angeles-NL in sixth round of 2014 First-Year Player Draft; signed by scout Chet Sergio...claimed off waivers by Toronto on July 31, 2019...outrighted off Blue Jays roster October 30, 2019...selected by Chicago-NL in minor league phase of Rule 5 draft on December 12, 2019 but released by Cubs on May 28, 2020...on December 11, 2020, signed minor league contract with the Dodgers organization...signed two-year minor league contract with Twins on July 14, 2022.

STEWART'S WILD CARD RECORD

YEAR	OPPONENT	W-L	ERA	G	GS	CG	SH	SV	IP	H	R	ER	HR	HB	BB	SO	WP	K/9	BAA
2023	Toronto	0-0	0.00	1	0	0	0	0	1.0	0	0	0	0	0	0	2	0	18.0	.000

STEWART'S DIVISION SERIES RECORD

YEAR	OPPONENT	W-L	ERA	G	GS	CG	SH	SV	IP	H	R	ER	HR	HB	BB	SO	WP	K/9	BAA
2023	Houston	0-0	9.00	2	0	0	0	0	2.0	1	2	2	1	0	1	2	0	9.0	.143

BOOK ON BROCK

Favorite thing you did this last offseason?:

"It was me and my wife's fifth year anniversary, and we went to Saint Lucia. We stayed at Sugar Beach Resort, right on the beach in between two big old mountains and it was beautiful."

What is your favorite baseball memory growing up?:

"I'd say my favorite baseball memory growing up would be just watching my two older brothers playing baseball, and I would play hotbox off to the side of the field with some other siblings from my brothers' teams."

Significance behind your uniform number?:

"Zero significance, I showed up at the clubhouse and saw 61 and I said cool I got a jersey. Let's go."

Most influential person in your life pertaining to baseball?:

"My father. He was a college head coach, then a scout, so when I was younger I would always be around his college teams and I would bat boy."

First job?:

"My first job was a swim instructor in my town's parks and recreation department."

Favorite Twins players growing up?:

"I wasn't really a Twins fan growing up, but I was a White Sox fan. And Jim Thome played for the White Sox and the Twins, so I think I'll have to say Thome. And he's from central Illinois where I'm from."

Favorite memory from minor league days?:

"I was in the Dodgers organization in the California League. I was on a team with Cody Bellinger, Willie Calhoun, Alex Verdugo, Scott Barlow, Chase De Jong. And we won a California League Championship in San Jose."

If you retired from baseball tomorrow, what would you do as a job or hobby?:

"I love taking care of my yard, so I think I would want to do something with landscaping."

STEWART'S PITCHING RECORD																			
YEAR	CLUB	W-L	ERA	G	GS	CG	SHO	SV	IP	H	R	ER	HR	HB	BB	SO	WP	K/9	BAA
2014	Ogden	3-2	3.41	17	1	0	0	3	34.1	36	20	13	1	2	17	45	10	11.8	.259
2015	Great Lakes	2-2	2.84	7	7	0	0	0	38.0	38	13	12	4	1	6	38	4	9.0	.262
	Rancho Cucamonga	2-4	5.43	18	12	0	0	0	63.0	75	39	38	6	4	18	65	3	9.3	.291
2016	Rancho Cucamonga	2-0	0.82	2	2	0	0	0	11.0	5	1	1	0	0	2	10	1	8.2	.135
	Tulsa	3-4	1.37	10	10	1	0	0	59.1	41	12	9	0	2	11	65	1	9.9	.196
	Oklahoma City	4-0	2.49	9	9	0	0	0	50.2	41	14	14	4	0	6	54	0	9.6	.217
	LOS ANGELES-NL	2-2	5.79	7	5	0	0	0	28.0	33	18	18	7	0	12	25	0	8.0	.292
	Rancho Cucamonga	0-1	54.00	1	1	0	0	0	0.1	3	3	2	0	0	1	1	1	27.0	.600
2017	Oklahoma City	0-1	3.12	5	5	0	0	0	17.1	19	6	6	2	1	3	25	0	13.0	.279
	LOS ANGELES-NL	0-0	3.41	17	4	0	0	1	34.1	28	18	13	4	1	19	29	0	7.6	.226
	Oklahoma City	3-3	2.99	19	19	0	0	0	96.1	83	34	32	7	2	29	80	2	7.5	.232
2018	LOS ANGELES-NL	0-1	6.11	9	2	0	0	0	17.2	23	15	12	4	2	9	14	1	7.1	.303
	Oklahoma City	5-7	7.34	17	16	0	0	0	76.0	97	67	62	19	9	40	67	7	7.9	.310
	LOS ANGELES-NL	0-0	18.00	3	0	0	0	0	4.0	9	8	8	2	0	2	3	1	6.8	.529
	Buffalo	1-1	7.56	2	1	0	0	0	8.1	13	7	7	3	1	3	6	0	6.5	.371
	TORONTO	4-0	8.31	10	0	0	0	0	21.2	28	21	20	9	3	6	16	1	6.6	.304
2020	Chicago (Ind)	1-1	3.38	6	3	0	0	0	21.1	22	8	8	2	3	4	23	1	9.7	--
2021	Oklahoma City	INJURED - DID NOT PITCH																	
2022	GCL Twins	0-1	9.00	1	1	0	0	0	2.0	3	2	2	0	0	0	2	0	9.0	.333
	Fort Myers	0-0	9.64	3	1	0	0	0	4.2	3	5	5	2	1	3	3	2	5.8	.188
	St. Paul	0-1	6.14	7	0	0	0	0	7.1	9	6	5	2	1	1	11	1	13.5	.290
2023	St. Paul	0-0	1.54	10	0	0	0	2	11.2	7	3	2	0	1	4	22	1	17.0	.171
	MINNESOTA	2-0	0.65	28	0	0	0	1	27.2	19	2	2	1	1	11	39	1	12.7	.196
2024	St. Paul	0-0	2.25	4	0	0	0	0	4.0	2	1	1	1	0	2	8	1	18.0	.154
	MINNESOTA	0-0	5.17	16	0	0	0	0	15.2	15	9	9	2	0	8	20	0	11.5	.254
Minor League Totals		25-27	3.92	132	85	1	0	5	484.1	475	233	211	51	25	146	502	34	9.3	.255
Major League Totals		8-3	4.95	90	11	0	0	2	149.0	155	91	82	29	7	67	146	4	8.8	.268

STEWART'S CAREER FIELDING RECORD								
POSITION	PCT	G	PO	A	E	TC	DP	PB
Pitcher	.941	90	2	14	1	17	2	—

STEWART'S PROFESSIONAL INJURED LIST HISTORY		
DATES	INJURY	LEVEL
July 31-end of 2024 season.....	Right Shoulder Strain/Surgery.....	Minnesota.....
May 3-July 24, 2024.....	Right Shoulder Tendinitis.....	Minnesota.....
June 27-September 26, 2023.....	Right Elbow Soreness.....	Minnesota.....
May 6-end of 2021 season.....	Right UCL Injury/"Tommy John" Surgery.....	Triple-A Oklahoma City.....
May 20-June 10, 2019.....	Left Calf Bruise.....	Triple-A Oklahoma City.....
September 2-end of 2018 season.....	Right Oblique Strain.....	Los Angeles-NL.....
March 30-June 7, 2017.....	Right Shoulder Tendinitis.....	Los Angeles-NL.....
July 9-17, 2015.....	Left Quad Strain.....	High-A Rancho Cucamonga.....



»» Brock and his wife, Christina, helped with food packing during the Twins organization's third annual Week of Service, assisting in Food packing with Appetite For Change and Urban Ventures.



39

MICHAEL TONKIN

RHP

H/W: 6-7/221 **B/T:** R/R
OPENING DAY AGE: 35
BORN: 11/19/1989 in Glendale, CA
RESIDES: Lancaster, CA

ACQUIRED: Waivers from NYY, 8/27/24
M.L. SERVICE: 4 years, 74 days
OPTIONS USED: 3 of 3
CONTRACT STATUS: Signed thru 2025

PERSONAL: Michael Harvey Tonkin...wife, Becky...is the brother-in-law of former Twin Jason Kubel, who is married to Tonkin's sister, Blake; Kubel and Tonkin were teammates on the Twins in 2014...enjoys barbecuing and smoking his own meat.

CAREER HIGHLIGHTS: Twins mark his sixth organization (Minnesota - 2008-17, '24, Milwaukee - 2019, Arizona - 2019, Atlanta - 2022-23, New York-NL - 2024, New York-AL - 2024)...in 2023 with Atlanta, pitched in the majors for the first time since 2017, making 45 appearances for the Braves...pitched for the Long Island Ducks (Atlantic League) and Toros de Tijuana (Mexican League in 2021...finished the 2019 season with Long Island after beginning it with Triple-A San Antonio (Milwaukee) and Reno (Arizona)...spent 2018 pitching in Japan with the Hokkaido Nippon Ham Fighters...in 2017 with Minnesota, was designated for assignment on May 7, outrighted to Triple-A and had his contract purchased from Triple-A in September, rejoining the Twins to make seven more appearances before the Postseason; was not named to Minnesota's Wild Card Game roster...in 2016 with the Twins, earned his first career win April 17 vs. Los Angeles-AL, pitching 2.0 scoreless innings with four strikeouts; also set career highs in games (65) and strikeouts (80)...spent five stints with the Twins in 2015 and ended the season on a 10.2-inning scoreless streak...in 2014, was named to his first career Opening Day roster...made his major league debut on July 11, 2013 at Tampa Bay, pitching 1.1 scoreless innings with one strikeout; allowed just one earned run in 11.1 innings of work in his first major league season...was also named an MiLB.com organization All-Star for Minnesota in 2013...named a Midwest League Midseason All-Star in 2012...made his professional debut for the Gulf Coast League Twins in 2008...participated in 2025 Twinsfest at Target Field in January.

POSTSEASON CAREER: Pitched for Atlanta in the 2023 National League Division Series vs. Philadelphia...worked 0.2 scoreless inning in Game 3 at Philadelphia, allowing two hits while striking out one batter.

2024:

- Was in New York Mets spring training after signing as a free agent on December 6, 2023...made five scoreless Grapefruit League appearances (1 start), tossing 7.2 innings with four hits allowed, four walks and seven strikeouts.
- Named to the Mets' Opening Day roster, the second of his career...went 0-2 with a 4.50 ERA (4.0 IP, 2 ER), one walk, three strikeouts, one home run and two hit batters in three relief appearances for New York-NL between March 29-April 4.
- Designated for release or assignment on April 4 and was acquired by Minnesota in exchange for cash considerations on April 9.
- Made one appearance for the Twins, tossing 2.0 innings on April 12 at Detroit (2 H, 2 R/ER, 2 BB, 1 HB, 5 K) before being DFA'd on April 13.
- Was re-acquired by the Mets off waivers from the Twins on April 17...pitched for the Mets on April 20 and 21 at Los Angeles-NL, allowing two runs on two hits, with one walk, three strikeouts and one hit batter in 3.0 innings.
- DFA'd again by New York-NL on April 22 and was acquired off waivers by New York-AL on April 25.
- Made his Yankees debut on April 26 at Milwaukee, suffering a blown save and taking the loss after allowing two unearned runs on two hits in 1.1 innings of work.
- Tossed 10-straight scoreless appearances (the second-longest such streak of his career) for the Yankees from May 26-June 18; allowed four hits with four walks and 13 strikeouts across 13.0 innings pitched during the streak.
- Went 1-1 with a 6.98 ERA (19.1 IP, 15 ER), eight walks and 20 strikeouts across 12 appearances from July 20-August 24 and was DFA'd by the Yankees on August 25...re-acquired by the Twins off waivers on August 27.
- Made 12 appearances for Twins to finish season, from August 28-September 27, posting a 3.14 ERA (14.1 IP, 5 ER) with five walks and 17 strikeouts.

2023: Pitching in the majors for the first time since 2017, made a major league-leading 24 relief appearances of 2.0 innings or longer, tied for the third-most by a National League pitcher since 2000...held right-handed hitters to a .190 (30-158) batting average.

2022: Returned stateside and posted a 13.6 K/9 ratio with Gwinnett (AAA), fanning 73 in just 48.1 innings for the Braves' Triple-A affiliate.

2021: Spent four years pitching overseas or in independent leagues...also pitched for the Ducks in 2021 and again allowed just one earned run, this time in 17.0 innings, good for a 0.53 ERA...pitched for Tijuana in the Mexican League in 2021.

2020: Did not pitch professionally, but did appear in one game for the Dominican Republic Team in the Caribbean Series over the winter.

2019: Signed with the independent Long Island Ducks and posted a 0.34 ERA (1 ER/26.2 IP) in 21 games.

CAREER HIGHS

IP: 3.1, 3x, last 7/5/23 at CLE

SO: 6, 6/15/23 vs. COL

Walks: 3, 3x, last 10/1/23 vs. WSH

CG: --

Low-Hit CG: --

Win Streak: 4, 6/24-9/22/23



2018: Pitched for the Nippon Ham Fighters in Japan's NPB...posted a 3.71 ERA in 51.0 innings.

2017: Was designated for assignment on May 7, then outrighted to Triple-A...Had his contract purchased from Triple-A in September and rejoined the Twins to make seven more appearances before the postseason...was not named to Minnesota's Wild Card Game roster.

2016: Made Twins Opening Day roster for first time in career and spent entire season with Minnesota...earned first major league win April 17 vs. Los Angeles-AL, pitching 2.0 scoreless innings with four strikeouts...set career-high with 3.0 innings pitched April 22 at Washington; recorded first major league at-bat and struck out against Gio Gonzalez...posted a 1.50 ERA (12.0 IP, 2 ER) with 15 strikeouts in 10 April games...struck out multiple batters in 21 games, including season-high of four, done three times: April 17 vs. Los Angeles-AL, July 21 at Boston and July 27 vs. Atlanta...held right-handed hitters to a .266 (50-for-188) average and left-handers to a .306 (30-for-98) average...ranked second on Twins staff in games (65) and fifth in strikeouts (80)...allowed just 14 of 41 inherited runners to score (34.1%)...set career-highs in games (65), innings pitched (71.2) and strikeouts (80).

2015: Was optioned from Twins spring training to Triple-A Rochester March 20...was recalled by Minnesota five different times during the season...did not allow a home run at Rochester in 19 appearances from April 19-July 28...set single-game career-high with eight strikeouts (9 batters faced) at Rochester in 3.0 innings pitched July 3 at Lehigh Valley...held opponents scoreless in eight July appearances while at Rochester (15.0 IP) with two walks and 19 strikeouts...combined to post a 0.34 ERA (26.1 IP, 1 ER) in final two months at Rochester before being recalled by Minnesota September 1...converted eight straight save opportunities for the Red Wings June 30-August 18...finished tied for team lead in saves with Rochester (14)...ended season with Twins with 10.2 scoreless inning streak from September 13 through season's end...combined to go 2-1, 1.96 ERA (64.1 IP, 14 ER) with 14 walks and 65 strikeouts in 59 games at Rochester and Minnesota.

2014: Was in Twins spring training, optioned to Triple-A Rochester March 24 but recalled from Rochester and was on Opening Day roster as Brian Duensing was placed on Paternity List...made one appearance and was optioned to Rochester April 3; recalled again April 12...posted a 1.29 ERA (7.0 IP, 1 ER) in first nine appearances overall with Minnesota...optioned to Rochester May 18...struck out at least one batter in 14 straight appearances May 29-July 5 with Rochester...ranked third on the Red Wings staff with 39 appearances and led the club in saves with 10 (12 opportunities)...15 of final 19 appearances for Red Wings were scoreless (since July 11), posting a 2.18 ERA (20.2 IP, 5 ER) in that span...recalled September 2...pitched in 10 games in September, posting a 2.70 ERA (6.2 IP, 2 ER) with no walks and seven strikeouts.

2013: Participated in his first Twins major league spring training; optioned March 11...began season with Double-A New Britain...did not allow an earned run in 15 consecutive appearances (16.2 IP) April 21-May 28, and was promoted to Triple-A Rochester May 30...did not allow an earned run in first 10 appearances (11.2 IP) for the Red Wings May 30-June 23...recalled by Minnesota July 11 when Caleb Thielbar was placed on the Bereavement List...made major league debut July 11 at Tampa Bay, pitching 1.1 scoreless innings with one strikeout...optioned to Triple-A Rochester July 13...recalled August 20; appeared in one game for the Twins and optioned back to Rochester August 23...converted 14 of 15 save opportunities for the Red Wings, leading the club in saves...recalled September 9 and posted a 1.00 ERA (9.0 IP, 1 ER) in seven September games...posted a 3.03 ERA (68.1 IP, 23 ER) with 76 strikeouts and 19 walks in 61 games between all three levels...led Twins minor leaguers in saves (21)...named reliever on MiLB.com Twins organizational All-Star team...ranked 15th best prospect in Twins system by *Baseball America* entering 2014.

2012: Started season with Single-A Beloit and won in first appearance, tossing 2.0 scoreless innings April 6 vs. Peoria...recorded at least one strikeout in 20 of 22 appearances for the Snappers, totaling 53 in 39.0 innings...struck out multiple batters in 15 appearances...selected to play in the Midwest League All-Star Game...promoted to Single-A Ft. Myers June 20...named Twins minor league Pitcher of the Week June 15, tossing 5.2 scoreless innings with three saves, no hits allowed, no walks and 12 strikeouts in five games...named Twins minor league Pitcher of the Month for June, going 0-1, 0.64 ERA (14.1 IP, 1 ER) with two saves and 27 strikeouts in nine games...recorded at least one strikeout in all 22 appearances for the Miracle, totaling 44 in 30.1 innings...struck out multiple batters in 15 appearances...combined to go 4-1, 2.08 ERA (69.1 IP, 16 ER) with 12 saves, 97 strikeouts and 20 walks in 44 appearances between both levels...named reliever on MiLB.com Twins organizational All-Star team...played for Peoria Javelinas in the Arizona Fall League, going 1-0, 2.45 ERA (14.2 IP, 4 ER) with three walks and seven strikeouts in 10 games...added to the Twins 40-man roster in November.

2011: Spent entire season with Single-A Beloit...did not allow a run in 13 consecutive appearances (14.2 IP) May 23-June 28...posted a 2.13 ERA (12.2 IP, 3 ER) in 10 June appearances...recorded at least one strikeout in 11 straight appearances (23 total) July 9-August 15...allowed just three home runs on the season and just one in final 40 appearances since May 2...tied for team-lead in appearances (48).

2010: Started season with Single-A Beloit...went 3-6, 4.29 ERA (65.0 IP, 31 ER) in 13 games (12 starts) for the Snappers...transferred to Rookie Elizabethton July 19...eight of 10 appearances for the E-Twins were scoreless — seven of those scoreless appearances were outings of 2.0 innings-or-more.

2009: Spent entire season with Rookie GCL Twins...named Twins minor league Pitcher of the Week July 17, going 1-0, 0.00 ERA (7.0 IP) with two hits allowed and 15 strikeouts in one start...went 2-1, 1.73 ERA (26.0 IP, 5 ER) in five August games (4 starts)...finished second in the GCL in strikeouts (60).

2008: Spent first professional season with GCL Twins, going 0-1, 3.27 ERA (11.0 IP, 4 ER) in six games (1 start)...ranked 30th best prospect in the Twins organization by *Baseball America* entering the 2009 season.

PROFESSIONAL: Originally selected by Minnesota in the 30th round of the 2008 MLB First-Year Player Draft; signed by scout Dan Cox...signed by Texas Rangers as a minor league free agent on January 7, 2019...signed by the Milwaukee Brewers as a minor league free agent on March 22, 2019...signed by the Arizona Diamondbacks as a minor league free agent on August 19, 2019...signed by the Atlanta Braves as a minor league free agent on January 11, 2022...signed by the New York Mets as a free agent on December 6, 2023...designated for release or assignment by the Mets on April 4, 2024 and acquired by Minnesota in exchange for cash on April 9...designated for release or assignment by the Twins on April 13, 2024 and re-acquired off waivers by the Mets on April 17; was DFA'd again by New York-NL on April 22 and acquired off waivers by the New York Yankees on April 25...was designated for release or assignment by the Yankees on August 25, 2024 and acquired off waivers by the Twins on August 27.

TONKIN'S CAREER FIELDING RECORD							
POSITION	PCT	G	PO	A	E	TC	PB
Pitcher	1.000	243	10	27	0	37	—

TONKIN'S PROFESSIONAL INJURED LIST HISTORY		
DATES	INJURY	
May 25-June 8, 2023	Neck Strain	
	Atlanta	

TONKIN'S PITCHING RECORD

YEAR	CLUB	W-L	ERA	G	GS	CG	SHO	SV	IP	H	R	ER	HR	HB	BB	SO	WP	K/9	BAA
2008	GCL Twins	0-1	3.27	6	1	0	0	0	11.0	10	4	4	0	1	3	8	0	6.6	.244
2009	GCL Twins	3-4	3.62	11	9	0	0	0	54.2	55	30	22	2	4	9	60	5	9.9	.258
2010	Elizabethton	1-0	1.08	10	0	0	0	1	25.0	18	6	3	1	4	4	26	1	9.4	.196
	Beloit	3-6	4.29	13	12	0	0	0	65.0	76	43	31	7	8	18	40	7	5.5	.287
2011	Beloit	4-3	3.87	48	3	0	0	2	76.2	82	41	33	3	8	24	69	6	8.1	.271
2012	Beloit	3-0	1.38	22	0	0	0	6	39.0	29	8	6	1	1	9	53	5	12.2	.206
	Fort Myers	1-1	2.97	22	0	0	0	6	30.1	24	12	10	2	2	11	44	1	13.1	.212
2013	New Britain	1-2	2.22	22	0	0	0	7	24.1	21	10	6	0	3	9	30	2	11.1	.219
	Rochester	1-2	4.41	30	0	0	0	14	32.2	33	18	16	3	1	8	36	0	9.9	.256
	MINNESOTA	0-0	0.79	9	0	0	0	0	11.1	9	6	1	0	0	3	10	1	7.9	.205
2014	Rochester	3-4	2.80	39	0	0	0	10	45.0	41	18	14	2	2	12	46	1	9.2	.246
	MINNESOTA	0-0	4.74	25	0	0	0	0	19.0	23	13	10	2	2	6	16	1	7.6	.307
2015	Rochester	2-1	1.10	33	0	0	0	14	41.0	25	5	5	2	1	5	46	4	10.1	.174
	MINNESOTA	0-0	3.47	26	0	0	0	0	23.1	21	9	9	4	1	9	19	1	7.3	.239
2016	MINNESOTA	3-2	5.02	65	0	0	0	0	71.2	80	46	40	13	3	24	80	5	10.1	.280
2017	Rochester	4-2	1.73	31	0	0	0	5	41.2	31	8	8	1	4	13	61	0	13.2	.205
	MINNESOTA	0-1	5.14	16	0	0	0	0	21.0	22	15	12	6	1	12	24	2	10.3	.265
2018	Nippon (JPL)	4-4	3.63	54	0	0	0	12	52.0	46	24	21	2	7	25	33	6	5.7	--
2019	San Antonio	3-0	4.26	14	0	0	0	0	12.2	9	7	6	4	0	9	14	0	10.0	.200
	Reno	0-0	7.71	5	0	0	0	0	9.1	12	10	8	2	2	5	11	0	10.6	.308
2020	DID NOT PITCH PROFESSIONALLY - NO MINOR LEAGUE SEASON																		
2021	Long Island (Ind.)	2-1	0.53	16	0	0	0	9	17.0	9	4	1	0	1	5	21	1	11.1	--
	Tijuana	1-2	2.00	6	0	0	0	0	9.0	6	2	2	2	1	3	13	1	13.0	--
2022	Gwinnett	5-2	3.17	47	0	0	0	16	48.1	38	20	17	3	7	15	73	1	13.6	.215
2023	Gwinnett	0-0	0.00	1	0	0	0	0	1.0	0	0	0	0	0	0	2	0	18.0	.000
	ATLANTA	7-3	4.28	45	0	0	0	1	80.0	64	41	38	13	2	23	75	2	8.4	.217
2024	NEW YORK-NL	1-2	5.14	5	0	0	0	0	7.0	8	10	4	1	3	2	6	1	7.7	.286
	NEW YORK-AL	3-2	3.38	39	0	0	0	2	56.0	44	26	21	5	3	21	57	3	9.2	.214
	MINNESOTA	0-0	3.86	13	0	0	0	0	16.1	18	7	7	0	2	7	22	0	12.1	.286
Minor League Totals		34-28	3.05	354	25	0	0	81	557.2	504	240	189	33	48	154	619	33	10.0	.238
Major League Totals		14-10	4.18	243	0	0	0	3	305.2	289	173	142	44	17	107	309	16	9.1	.247



» Michael was drafted by the Twins in 2008 and pitched 10 seasons in Minnesota's organization from 2008-17. After stops in Japan, San Antonio, Reno, Long Island, Tijuana, Gwinnett, Atlanta and New York (Mets and Yankees) from 2009-April of 2024, Tonkin returned to the mound while wearing a Twins uniform on April 12, 2024 at Comerica Park in Detroit.



48

JUSTIN TOPA

RHP

H/W: 6-3/227 **BT:** R/R
OPENING DAY AGE: 34
BORN: 3/7/1991 in Binghamton, NY
RESIDES: West Chester, PA

ACQUIRED: Trade with SEA, 1/29/24
M.L. SERVICE: 4 years, 44 days
OPTIONS USED: 1 of 3
CONTRACT STATUS: Signed thru 2025

PERSONAL: Justin Robert Topa (pronounced TOW-pah)...X. @Justin_Topa...Instagram: @justtopa27...wife, Trisha...daughter, Isabella (3/1/23)...graduated from Chenango Valley High School (NY), where he played baseball, golf and hockey...graduated from Long Island University-Brooklyn and is one of nine LIU-Brooklyn products to appear in an MLB game along with National Baseball Hall of Famer Larry Doby and former Mariners outfielder James Jones...enjoys golfing and spending time with friends and family...is a fan of the Philadelphia Eagles and enjoys watching the NHL — some of favorite players being Wayne Gretzky, Sidney Crosby and Alexander Ovechkin...was a Derek Jeter/Yankees fan growing up...is an avid baseball card collector and grew up opening packs with his father...enjoys collecting other sports memorabilia...participated in 2025 Twinsfest at Target Field in January.

CAREER HIGHLIGHTS: Twins are fifth organization (Pittsburgh - 2013-16, Texas - 2018, Milwaukee - 2019-22 and Seattle - 2023)...missed almost entire 2024 season with left knee tendinitis, returning during season's final week...75 appearances in 2023 were tied for second-most in baseball...recorded first career major league save on May 7, 2023 vs. Houston...earned first major league win on May 31, 2023 vs. New York-AL...on August 23, 2023 at Chicago-AL became the first pitcher in MLB history to face zero batters and allow zero baserunners while recording a loss...he entered the game in the 10th inning with Tim Anderson as the automatic runner on second base...Anderson stole third base and scored on a throwing error by J.P. Crawford, ending the game by a score of 5-4...made his major league debut on September 1, 2020 for Milwaukee vs. Detroit.

POSTSEASON CAREER: 2020: Made one appearance with the Brewers in Game 1 of the NLWCS on September 30, 2020 at Dodger Stadium (2.0 IP, 1 H, 0 R, 1 BB).

2024:

- Acquired by Minnesota via trade with Seattle on January 29, along with right-handed pitchers Anthony DeSclafani and Darren Bowen, and outfielder Gabriel Gonzalez, in exchange for infielder Jorge Polanco.
- Pitched in seven games for Twins during spring training but was shut down after experiencing pain in left knee.
- Began season on 15-day Injured List with left patellar tendinitis; transferred to 60-day IL on May 28.
- Made four appearances on rehab assignment with Triple-A St. Paul from April 25-May 5, but had setback with knee flaring up again and was on crutches for short period...got second opinion on knee and re-started rehab program in mid-May.
- Went back on rehab assignment and appeared in one game for Low-A Fort Myers on July 23...transferred rehab to Triple-A St. Paul where he appeared in three games from July 26-August 2.
- Reinstated from 60-day IL on September 25.
- Appeared in three games from September 25-28, pitching 2.1 scoreless innings.

ONE OF ONE

Despite over a decade in professional baseball, Justin never had a baseball card of himself produced. Topa, an avid collector, noticed himself on a baseball card for the first time in a group shot of the Seattle Mariners on-field postgame celebration, the top of his head being the only part that was visible. Justin set out to start collecting as many of that version of the card as he could and as of the start of 2025, he had over 20 of about 40-50 in existence.

In October of 2024, 11 years after getting drafted, Justin finally opened the first professional card of himself. He posted a video on his Instagram account with his daughter's reaction to his first card.

2023: Began the season with Triple-A Tacoma and pitched in three games before he was recalled by Seattle on April 9, spending the rest of the season on the active roster...first season with Mariners...recorded first career major league save on May 7 vs. Houston, tossing a scoreless inning with one strikeout...earned first major league win on May 31 vs. New York-AL, pitching 1.0 inning of relief...became the first NY-born reliever to record his first career win against the Yankees since Minnesota's Don Cooper on September 2, 1981...on August 23 at Chicago-AL became the first pitcher in MLB history to face zero batters and allow zero baserunners while recording a loss...he entered the game in the 10th inning with Tim Anderson as the "ghost" runner on second base...Anderson stole third base and scored on a throwing error by J.P. Crawford, ending the game by a score of 5-4...in 27 combined games in the months of July and August, went 3-1 with one save, 9 holds and a 0.77 ERA (23.1 IP, 2 ER) with four walks and 23 strikeouts...held opponents to a .473 OPS in that stretch...posted a career-high 13.1 scoreless inning stretch during that span from July 24-August 22...recorded a win at New York-NL on September 2, becoming the first Seattle pitcher who was born in New York to record a win *in* New York since John Halama on August 7, 2000 at the Yankees...went 13-for-13 in stranding inherited baserunners...held left-handed batters to a .216 average, compared to .253 vs. right-handed batters...ranked in the 97th percentile in barrel percentage (3.0%) and 94th percentile in both expected ERA (2.97) and ground ball percentage (57.4%)...his 75 appearances were tied for second most in baseball with Arizona's Miguel Castro and Cleveland's Emmanuel Clase, trailing only

teammate Matt Brash (78 G)...the 75 games were tied for fourth most in Mariners history with Mark Lowe (2009), trailing Brash (2023) and Ed VanDe Berg (2x, 78 G in 1982 and 76 G in 1985).

2022: Began season on 15-day Injured List with a right forearm flexor strain; reinstated on August 12...made season debut with Milwaukee on September 9...prior to joining Brewers, made 17 appearances for Triple-A Nashville, going 2-0, 4.34 ERA (18.2 IP, 9 ER) with eight walks and 17 strikeouts.

2021: Spent most of season on the Injured List with a right elbow injury...placed on the 10-day Injured List on April 1 and transferred to the 60-day IL on April 6...appeared in four games with Milwaukee, posting a 29.70 ERA...made first and only career plate appearance on August 12 at Chicago-NL, striking out against Jake Jewell...returned to the 60-day Injured List on September 4 and underwent right elbow surgery on September 14, performed by Dr. David Altchek.

2020: Selected from the Brewers alternate training site on August 31...went 0-1 with a 2.35 ERA in six relief appearances with Milwaukee...made his major league debut on September 1 vs. Detroit...optioned back to the training site on September 4...recalled September 14 and optioned September 15 before being recalled for the final time on September 16.

2019: In first season in Brewers organization went 0-6 with three saves and a 3.38 ERA in 33 games between High-A Carolina and Double-A Biloxi.

2018: Appeared in four more games with Rockland in the Canadian-American Association before returning to affiliated ball with the Rangers organization, going 2-4 with a 6.85 ERA in 10 games (7 starts) between High-A Down East and Double-A Frisco.

KEEP THE CHANGE YA FILTHY ANIMAL

Justin, his wife and daughter celebrated Halloween 2024 by dressing as characters from Home Alone. Justin dressed up as Harry, Trisha dressed as Marv, and they dressed their daughter as Kevin. On an Instagram post, the three are posing in one of the final scenes where Harry and Marv have Kevin hung up by his shirt on the door. In another picture on the post, they dressed their dog up like the pizza delivery kid.

FLY EAGLES FLY

Justin is a huge Philadelphia Eagles fan, due in part to his wife and her family being fans. Topa wears a Jason Kelce jersey on game days. He watched Superbowl LIX after arriving in Fort Myers for spring training and showed up at the complex the next day in the jersey. During 2025 spring training, Justin learned about the infamous "He Hate Me" which was former NFL running back Rod Smart's nickname in the NFL circa 2001. Of course, after learning that Smart had a brief stint for the Eagles, Topa made plans to create a custom "He Hate Me" Eagles jersey that he plans to wear for the 2025 team football jersey roadtrip.

2017: Pitched in Independent ball for the Rockland Boulders (Pomona, NY) of the Canadian-American Association, going 14-3 with one save and a 3.50 ERA in 20 games (19 starts).

2016: Went 2-0 with a 2.13 ERA in 10 appearances between the Gulf Coast League Pirates and High-A Bradenton (Pittsburgh).

2015: Missed entire season after undergoing his second Tommy John surgery in April, performed by Dr. David Altchek...underwent his first Tommy John surgery while at LIU-Brooklyn in May 2011, also performed by Dr. Altchek.

2014: Went 4-8 with one save and a 6.09 ERA with Class-A West Virginia (Pittsburgh).

2013: Made professional debut with Low-A Jamestown (Pittsburgh), going 5-2 with a 2.19 ERA in 19 relief appearances, striking out 33 in 37.0 innings.

PROFESSIONAL: Originally selected by Cincinnati in 33rd round of 2012 First-Year Player Draft but did not sign, electing to remain in college to pitch for Long Island University-Brooklyn...selected by Pittsburgh in 17th round of 2013 First-Year Player Draft; signed by scout Chris Kline...released by Pittsburgh organization on March 29, 2017...signed with Texas as free agent on June 17, 2018...elected minor league free agency on November 2, 2018...signed with Milwaukee as free agent on March 28, 2019...acquired by Seattle in trade with Milwaukee on January 7, 2023, in exchange for minor league right-handed pitcher Joseph Hernandez...acquired by Minnesota via trade with Seattle on January 29, 2024, along with right-handed pitchers Anthony DeSclafani and Darren Bowen, and outfielder Gabriel Gonzalez, in exchange for infielder Jorge Polanco.

TOPA'S PITCHING RECORD

YEAR	CLUB	W-L	ERA	G	GS	CG	SHO	SV	IP	H	R	ER	HR	HB	BB	SO	WP	K/9	BAA
2013	Jamestown	5-2	2.19	19	0	0	0	0	37.0	33	11	9	1	0	10	33	1	8.0	.237
2014	West Virginia	4-8	6.09	25	14	0	0	1	81.1	109	60	55	8	8	20	50	2	5.5	.330
2015		INJURED - DID NOT PITCH																	
2016	GCL Pirates	2-0	1.13	6	0	0	0	0	8.0	3	1	1	0	0	2	6	1	6.8	.111
	Bradenton	0-0	3.86	4	0	0	0	0	4.2	6	2	2	0	1	1	2	0	3.9	.316
2017	Rockland (Ind.)	14-3	3.50	20	19	1	1	0	110.2	104	52	43	8	3	26	80	3	6.5	
2018	Rockland (Ind.)	1-1	4.43	4	3	0	0	0	20.1	24	13	10	1	0	4	15	2	6.6	
	Down East	0-1	19.64	1	1	0	0	0	3.2	7	8	8	2	1	1	4	0	9.8	.412
	Frisco	2-3	5.71	9	6	0	0	0	41.0	53	26	26	4	2	13	34	4	7.5	.319
2019	Carolina	0-3	4.50	15	0	0	0	3	16.0	14	8	8	1	0	2	19	0	10.7	.226
	Biloxi	0-3	2.63	18	0	0	0	0	24.0	22	9	7	0	2	8	22	2	8.3	.244
2020	MILWAUKEE	0-1	2.35	6	0	0	0	0	7.2	7	3	2	1	0	0	12	0	14.1	.233
2021	Brewers Blue	0-0	0.00	2	0	0	0	0	2.0	1	0	0	0	1	0	5	0	22.5	.143
	Biloxi	0-0	2.25	4	0	0	0	0	4.0	2	1	1	0	0	2	2	0	4.5	.154
	Nashville	1-0	3.00	10	0	0	0	0	9.0	7	3	3	0	0	2	9	1	9.0	.206
	MILWAUKEE	0-0	29.7	4	0	0	0	0	3.1	12	11	11	2	0	1	1	0	2.7	.545
2022	Brewers Gold	1-0	0.00	1	0	0	0	0	1.0	0	0	0	0	1	0	1	0	9.0	.000
	Nashville	2-0	4.34	17	0	0	0	0	18.2	23	9	9	0	3	8	17	2	8.2	.307
	MILWAUKEE	0-0	4.91	7	0	0	0	0	7.1	9	6	4	0	0	4	4	0	4.9	.290
2023	Tacoma	1-0	3.38	3	0	0	0	0	2.2	2	1	1	0	0	1	3	1	10.1	.222
	SEATTLE	5-4	2.61	75	0	0	0	3	69.0	61	26	20	4	3	18	61	0	8.0	.240
2024	Fort Myers	0-0	0.00	1	0	0	0	0	1.0	0	0	0	0	0	1	1	0	9.0	.000
	St. Paul	0-0	4.09	11	0	0	0	0	11.0	9	6	5	1	2	4	16	0	13.0	.237
	MINNESOTA	0-0	0.00	3	0	0	0	0	2.1	1	0	0	0	0	0	2	0	7.7	.125
Independent League Totals		15-4	3.64	24	22	1	1	0	131.0	128	65	53	9	3	30	95	5	6.5	--
Minor League Totals		18-20	4.58	146	21	0	0	4	265.0	291	145	135	17	21	75	224	14	7.6	.283
Major League Totals		5-5	3.71	95	0	0	0	3	89.1	90	46	37	7	3	23	80	0	8.0	.261

TOPA'S WILD CARD RECORD																	
YEAR	OPPONENT	W-L	ERA	G	GS	CG	SH	SV	IP	H	R	ER	HR	HB	BB	SO	WP
2020	Los Angeles-NL	0-0	0.00	1	0	0	0	0	2.0	1	0	0	0	0	1	0	0.0

TOPA'S CAREER FIELDING RECORD							
POSITION	PCT	G	PO	A	E	TC	PB
Pitcher	.933	95	9	19	2	30	0

TOPA'S PROFESSIONAL INJURED LIST HISTORY		
DATES	INJURY	LEVEL
March 28-September 25, 2024.....	Left Patellar Tendinitis.....	Minnesota.....
October 3-end of 2022 season	Left Ankle Contusion.....	Milwaukee.....
April 4-August 12, 2022.....	Right Elbow Tear.....	Milwaukee.....
September 4-end of 2021 season	Right Forearm Strain.....	Milwaukee.....
March 29-August 11, 2021.....	Right Forearm Strain.....	Milwaukee.....
August 10-end of 2018 season.....	Right Forearm Strain.....	Double-A Frisco.....
July 25-August 1, 2018.....	Right Calf Strain.....	Double-A Frisco.....
August 27-end of 2016 season.....	Right Triceps Strain.....	Single-A Bradenton.....
April 9, 2015-August 15, 2016.....	Tommy John Surgery on Right Elbow.....	Single-A Bradenton.....



»» The Twins held a putting challenge to determine draft order for the 2024 clubhouse/player fantasy football league. Justin got the 10th pick and selected Eagles WR A.J. Brown and eventually finished in ninth place. The winners of the league were a team co-owned by Carlos Correa and major league physical therapist Christian Hintz.

TWINS MILESTONE HOME RUNS (SINCE 1961)			
WIN	PLAYER	DATE/OPPONENT	OPP. PITCHER
1	Bob Allison	April 11, 1961 at New York Yankees	Whitey Ford
1,000	Tony Oliva	June 9, 1966 vs. Kansas City Athletics	Paul Lindblad
2,000	Larry Hise	May 24, 1974 vs. Texas Rangers	David Clyde
3,000	Gary Ward	August 12, 1983 at Oakland Athletics	Tom Underwood
4,000	Shane Mack	June 5, 1990 at Toronto Blue Jays	David Wells
5,000	Paul Molitor	September 19, 1998 at Detroit Tigers	Frank Castillo
6,000	Michael Cuddyer	August 3, 2005 vs. Oakland Athletics	Kiko Calero
7,000	Aaron Hicks	May 29, 2013 vs. Milwaukee Brewers	Marco Estrada
8,000	Jorge Polanco	April 22, 2019 at Houston Astros	Chris Devenski
9,000	Max Kepler	September 30, 2023 at Colorado Rockies	Tommy Doyle



37

LOUIS VARLAND

RHP

H/W: 6-1/215 **B/T:** L/R
OPENING DAY AGE: 27
BORN: 12/9/1997 in St. Paul, MN
RESIDES: Brainerd, MN

ACQUIRED: 15th RD, 2019 MLB Draft
M.L. SERVICE: 163 days
OPTIONS USED: 2 of 3
CONTRACT STATUS: Signed thru 2025

PERSONAL: Louis Dennis Varland...X: @LouieVarland...Instagram: @louievarland...changed how he wanted his name said/presented from Louie to Louis prior to 2025 season...married his wife, Maddie, in the 2024-25 offseason - the two are longtime college sweethearts...Maddie's father played for the Montreal Canadiens...Louis is a St. Paul native who attended North St. Paul High School, where he wrestled and played football, in addition to baseball...attended Concordia University, St. Paul...helped out at his father Wade's drywall business when he was younger...his aunts, Denise and Sue, were legendary softball pitchers at North St. Paul...his older brother, Gus, is a pitcher in the Los Angeles Dodgers organization; the duo played together at North St. Paul and Concordia, and train together in the offseason...favorite movie is Rocky I, favorite musical artist is the Red Hot Chili Peppers and favorite food is sushi...enjoys fishing during the offseason...favorite sports team is the Minnesota Vikings...favorite opposing ballpark is Fenway Park...his favorite pregame meal is Chipotle...participated in the 2023 Twins Winter Caravan, visiting Welch and Rochester, MN, and Mason City, IA...was a featured guest at the Baseball Old Timers Hot Stove League over the winter of 2022-23 at the Southview Country Club in St. Paul...participated in 2023, '24 and '25 TwinsFest at Target Field; also went on 2023 Twins Winter Caravan with Matt Wallner, Cory Provus and LaTroy Hawkins...went on 2025 Twins Winter Caravan in January along with Brooks Lee, Glen Perkins and Kris Atteberry; the group traveled to Willmar (MN), Sioux Falls (SD), Owatonna (MN) and Mankato (MN)...2025 warm-up music is Free Bird by Moonlight; changing from his original song of Kickstart My Heart by Motley Crüe.

CAREER HIGHLIGHTS: One of 32 Minnesota natives to play for the Twins and one of 16 pitchers...was one of three Minnesota natives on the Twins roster at one point in 2022, 2023 and 2024 (also, Caleb Thielbar and Matt Wallner)...spent majority of professional career as starter but has moved to bullpen for Postseason stretch runs in 2023 and 2024, adding a couple miles per hour on his fastball in process...named Jim Rantz Award winner as Twins minor league Pitcher of the Year in 2021 and 2022, one of two pitchers to ever win the award twice, joining José Berrios (2014-15)...in 2022, led all Twins minor leaguers in strikeouts (146) and innings pitched (126.1), tied for first in games started (23) and was second in ERA (3.06), second in winning percentage (.615), fourth in opponent batting average (.242) and WHIP (1.26), and tied for fifth in wins (8)...made major league debut September 7, 2022 at Yankee Stadium and struck out seven batters in 5.1 innings pitched...recorded first career strikeout, fanning Aaron Judge...earned first major league win October 5, 2022 at Chicago-AL...named starting pitcher on Twins' 2021 MiLB.com Organizational All-Star team...debuted wearing uniform number 49, but switched to 37 during 2022-23 offseason when the Twins acquired Pablo López from Miami.

POSTSEASON CAREER: 2023: Appeared in both games of the ALWCs vs. Toronto, pitching 0.1 inning in Game 1, holding a 3-1 lead...appeared in Game 2, throwing another 0.1 inning, holding a 2-0 lead...was on the ALDS roster vs. Houston but did not appear in the series.

2024:

- Pitched in second career spring training with Twins and made Opening Day roster for first time in career as club's number four starter, making first start on April 2 at Milwaukee, allowing three runs on six hits in 4.0 innings pitched.
- Made four starts with Twins from April 2-21, going 0-4, 9.18 ERA (16.2 IP, 17 ER) with six home runs allowed, 27 hits allowed, nine walks and 18 strikeouts; was optioned to Triple-A St. Paul on April 22.
- Pitched in Saints rotation from April 27-June 2, making eight starts in that span...was recalled by Twins on June 11.
- Made one start for Twins on June 11 vs. Colorado, filling a rotation spot as the Twins decided to move to a six-man rotation temporarily...pitched 5.0 scoreless innings with one hit allowed in that start...optioned to St. Paul the next day, June 12.
- Appointed as 27th man on June 16 for doubleheader with Oakland, pitching 4.1 innings of relief in second game.
- Named Twins minor league Pitcher of the Week on July 14 while pitching for St. Paul, pitching 5.2 scoreless innings with six strikeouts at Louisville.
- Went 2-2, 1.48 ERA (30.1 IP, 5 ER) with 14 walks, 35 strikeouts and a .193 opponent batting average in a six-start stretch for St. Paul from June 29-August 3 and earned recall to Minnesota when they briefly expanded to a six-man rotation in early August.
- Made two starts for the Twins from August 9-14, going 0-1, 5.06 ERA (10.2 IP, 6 ER)...was optioned back to St. Paul on August 14.
- Made one appearance in relief for St. Paul on August 28 at Omaha, pitching 5.0 scoreless innings with one hit allowed, two walks and nine strikeouts, earning Twins minor league Pitcher of the Week.
- Recalled again by Minnesota on September 4, marking fifth stint with Twins.

CAREER HIGHS

IP: 7.0, 5/31/23 at HOU
SO: 8, 4/14/23 at NYY
Walks: 4, 2x, 4/21/24 vs. DET
CG: --
Low-Hit CG: --
Win-Streak: 3, 10/5/22-5/20/23



NORTH COUNTRY

Louis and his wife Maddie moved up to Brainerd, MN (~125 miles north of the Twin Cities) to their permanent home in October of 2024, where they spend their offseasons. Louis loves to ice fish up there, going out on the lake a couple times a week. Their reason for moving, other than their love for the scenery in central MN, is because Maddie graduated dentistry and joined the family practice at Winegar Dental. She took her aunts place (Dr. Carol Winegar) in the practice as the second dentist since she recently retired. Maddie joined her cousin, Dr. Joe Winegar, who is the other dentist.

- * Threw the fastest pitch of his career on September 10, a 100.6 mph four-seamer that the Angels' Mickey Moniak fouled off in the eighth inning.
- * Pitched out of bullpen down stretch for Minnesota, making eight appearances in September... allowed 15 runs in 5.1 innings pitched in first three September outings, but allowed just two runs in final 7.2 innings to finish season.

2023: Pitched in first career spring training with Twins and was optioned to Triple-A St. Paul on March 19, where he started season...made just one start for the Saints on April 7 and was recalled by Minnesota on April 14...made one start with Twins during this stint...inserted into rotation one time through to give the staff an extra day of rest and push everyone back a game...started on April 14 at New York-AL, allowing three runs on six hits in 6.0 innings pitched, with one walk and a career-high eight strikeouts in a Twins 4-3 victory...optioned back to St. Paul on April 16...named Twins minor league Pitcher of the Week on April 30 - the first of two honors on season...made two starts for the Saints from April 22-27 and was recalled by Minnesota for second time on May 3 (Tyler Mahle - IL)...earned first win of season on May 14 vs. Chicago-NL, allowing three runs on four hits in 6.1 innings pitched leading to a Twins 16-3 victory...pitched career-high 7.0 shutout innings with four hits allowed, one walk and five strikeouts on May 31 at Houston in a Twins 8-2 victory...went 3-1, 3.34 ERA (35.0 IP, 13 ER) with seven walks and 31 strikeouts in six May starts for Minnesota, leading the staff in innings for the month...went 0-2, 10.20 ERA (15.0 IP, 17 ER) with five home runs allowed and eight walks in a three-start stretch from June 6-18 and was optioned to St. Paul on June 20 (Kenta Maeda reinstated from IL)...named Twins minor league Pitcher of the Week on August 13...pitched a professional career high 7.1 shutout innings on August 11 vs. Louisville, allowing three hits with one walk and six strikeouts...went 5-0, 3.68 ERA (58.2 IP, 24 ER) with 56 strikeouts in an 11-start stretch for Saints from June 23-August 16...made first relief appearance of season while at St. Paul on August 31 vs. Columbus, allowing one run on three hits in 4.0 innings pitched...recalled by Minnesota on September 4, where he remained the rest of season, pitching out of Twins' bullpen...threw hardest pitch of career at 100.4 mph on September 9 vs. New York-NL, a foul ball by Daniel Vogelbach...was throwing in the upper 90s when pitching in relief for Minnesota in second half of September...joined Joao Duran as the only Twins to reach triple digits on season...went 1-0, 1.50 ERA (12.0 IP, 2 ER) with two holds, one walk and 17 strikeouts in seven relief appearances for Minnesota from September 6-28...held opponents to a .225 (9-for-40) batting average on slider, a pitch he threw 143 times...ranked in the 83rd percentile in baseball in walk percentage (6.0%)...combined to go 11-4, 4.27 ERA (149.2 IP, 71 ER) with 43 walks and 159 strikeouts in 33 appearances (25 starts) between Minnesota and Triple-A St. Paul...appeared in both games of the ALWC vs. Toronto, pitching 0.1 inning in Game 1, holding a 3-1 lead...appeared in Game 2, throwing another 0.1 inning, holding a 2-0 lead...was on the ALDS roster vs. Houston but did not appear in the series.

THE MORE LOU KNOW

Favorite thing you did this last offseason?:

"I got married. I married my best friend, my wife."

What is your favorite baseball memory growing up?: "I would say playing with my brother and my dad though my elementary and middle school years. My dad was a coach, and I played up with my brother."

Most influential person in your life pertaining to baseball?: "My older brother Gus, he's the man, my best friend. So, I would say my brother Gus Varland who's with the White Sox right now."

What was your first job?: "My first job was hauling sheet rock for FBH, which is like building foundation, that kinda stuff. But I was hauling sheet rock on the big boom trucks."

Favorite Twins players growing up?: "Joe Mauer. I had a poster of him on my bedroom wall growing up."

Favorite memory from minor league days?: "Pitching against my brother in Double-A. He was a starter for the other team, and I was a starter for my team, and we had the duel."

If you retired from baseball tomorrow, what would you do as a job or hobby?: "I might open my own training facility and coach baseball."

LOU WORLD ORDER

Louis was a three-sport athlete at North St. Paul High School, earning letters in baseball, wrestling and football. He was a two-time MSHSL State Tournament wrestler, two-time MVP, Most Improved, Rookie of the Year, two-time section runner up and four-time captain of the wrestling team. In seventh grade he was 90 pounds and wrestled juniors and seniors in high school in the 112-pound class. He didn't win much but said that he learned a lot.

2022: Began season with Double-A Wichita...struck out minor league season-high 10 batters in second start April 14 at Northwest Arkansas (5.2 IP)...promoted to Triple-A St. Paul August 9...made four starts for the Saints from August 12-31, going 1-1, 1.69 ERA (21.1 IP, 4 ER) with three walks and 27 strikeouts...named Twins minor league Pitcher of the Week four times: June 12 with Wichita, July 3 with Wichita, August 14 with St. Paul and August 28 with St. Paul...contract selected as 29th man for doubleheader September 7, one of four stints with the Twins (2 as a 29th player)...made major league debut in game one of doubleheader September 7 at New York-AL, allowing two runs on three hits in 5.1 innings pitched, with one walk and seven strikeouts...became the fourth pitcher in Twins history (1961-present) with at least seven strikeouts and one-or-fewer walks allowed in his major league debut, joining Hall of Famer Bert Blyleven (7 K, 1 BB June 5, 1970), Yohan Pino (7 K, 1 BB June 19, 2014) and Devin Smeltzer (7 K, 0 BB May 28, 2019)...first career strikeout victim was Aaron Judge in the first inning...earned first career win in final game of season October 5 at Chicago-AL, pitching 5.0 shutout innings with four hits allowed, no walks and five strikeouts in a Twins 10-1 victory...led all Twins minor leaguers in strikeouts (146) and innings pitched (126.1), was tied for first in games started (23) and was second in ERA (3.06), second in winning percentage (.615), fourth in opponent batting average (.242) and WHIP (1.26), and tied for fifth in wins (8)...combined to go 9-7, 3.19 ERA (152.1 IP, 54 ER) with 48 walks and 167 strikeouts in 29 games (28 starts) between Minnesota, St. Paul and Wichita...went 8-5, 3.06 ERA (126.1 IP, 43 ER), 42 walks, 146 strikeouts, a 1.26 WHIP and a .242 (117-for-484) opponent batting average in 24 minor league games (23 starts)...named Jim Rantz Award winner as Twins Minor League Pitcher of the Year for the second consecutive season, joining José Berrios (2014-15) as the only pitcher to win the award in back-to-back seasons...ranked as 10th-best prospect in Twins organization by MLB.com after season and entering 2023...ranked as having best control in Twins system by *Baseball America*, entering 2023.

2021: Began season with Low-A Fort Myers...named Low-A Southeast Pitcher of the Week June 13 while at Fort Myers, making one start at Jupiter, pitching 6.0 shutout innings with two hits allowed, two walks and 11 strikeouts...promoted to High-A Cedar Rapids July 13...recorded double-digit strikeouts four times on season: 10 on May 4 at Bradenton, 11 June 9 at Jupiter, 10 July 9 at St. Lucie and 11 September 15 at Peoria...named Twins minor league Pitcher of the Week July 25 while at Cedar Rapids, making one start vs. Beloit, pitching 5.0 shutout innings with one hit allowed, two walks and nine strikeouts...named Twins minor league Pitcher of the Week again at Cedar Rapids September 19, making one start at Peoria, allowing two runs (1 earned) on four hits in 6.0 innings pitched with no walks and a season-high 11 strikeouts...combined to go 10-4, 2.10 ERA (103.0 IP, 24 ER) with 30 walks, 142 strikeouts, a .214 opponent batting average and a 1.09 WHIP in 20 games (18 starts) between both levels...held right-handed batters to a .225 (34-for-151) average and left-handed batters to a .250 (28-for-112) average...led all Twins minor leaguers in ERA, strikeouts and WHIP...ranked second in ERA (minimum 100.0 IP)...named starting pitcher on MiLB.com organizational All-Star team...named Jim Rantz Award winner as Twins minor league Pitcher of the Year.

2020: Did not pitch due to the cancellation of the minor league season (COVID 19).

2019: Made his professional debut with Rookie-Elizabethton...made three appearances, one start...struck out 10 batters in 8.2 innings pitched...made professional debut with 2.0 scoreless innings of relief June 22 at Kingsport, walking two and striking out four.

PROFESSIONAL: Selected by Twins in 15th round of 2019 First-Year Player Draft; signed by scout Joe Bisenius.

VARLAND'S CAREER FIELDING RECORD

POSITION	PCT	G	PO	A	E	TC	DP	PB
Pitcher	.941	38	6	10	1	17	1	—

VARLAND'S PITCHING RECORD

YEAR	CLUB	W-L	ERA	G	GS	CG	SHO	SV	IP	H	R	ER	HR	HB	BB	SO	WP	K/9	BAA
2019	Elizabethton	0-1	2.08	3	1	0	0	0	8.2	9	2	2	1	0	4	10	1	10.4	.257
2020		NO SEASON - DID NOT PLAY																	
2021	Fort Myers	4-2	2.09	10	8	0	0	0	47.1	41	14	11	2	3	16	76	5	14.5	.228
	Cedar Rapids	6-2	2.10	10	10	0	0	0	55.2	41	14	13	4	2	14	66	2	10.7	.202
2022	Wichita	7-4	3.34	20	19	0	0	0	105.0	102	46	39	14	2	39	119	4	10.2	.251
	St. Paul	1-1	1.69	4	4	0	0	0	21.1	15	5	4	1	2	3	27	0	11.4	.192
	MINNESOTA	1-2	3.81	5	5	0	0	0	26.0	26	11	11	4	1	6	21	1	7.3	.263
2023	St. Paul	7-1	3.97	16	15	0	0	0	81.2	84	48	36	8	4	26	88	1	9.7	.265
	MINNESOTA	4-3	4.63	17	10	0	0	0	68.0	66	35	35	16	1	17	71	2	9.4	.252
2024	St. Paul	5-8	4.75	17	16	0	0	0	83.1	84	48	44	12	2	32	96	4	10.4	.256
	MINNESOTA	0-6	7.61	16	7	0	0	0	49.2	68	44	42	12	4	16	49	0	8.9	.318
Minor League Totals		30-19	3.33	80	73	0	0	0	403.0	376	178	149	42	15	134	482	17	10.8	.243
Major League Totals		5-11	5.51	38	22	0	0	0	143.2	160	90	88	32	6	39	141	3	8.8	.278

VARLAND'S WILD CARD RECORD

YEAR	OPPONENT	W-L	ERA	G	GS	CG	SH	SV	IP	H	R	ER	HR	HB	BB	SO	WP	K/9	BAA
2023	Toronto	0-0	0.00	2	0	0	0	0	0.2	2	0	0	0	0	0	1	0	13.5	.500

VARLAND'S PROFESSIONAL INJURED LIST HISTORY

DATES	INJURY										LEVEL								
None.....																			



»» Louis and his older brother, Gus, who now pitches in the White Sox organization were set to play against each other for the first time at the big league level in April of 2024. Gus, pitching for the Dodgers at the time, arrived at Target Field for a three-game series from April 8-10. The two didn't get to square off as Gus was optioned to Triple-A Oklahoma City moments after this picture was taken, prior to game one of the series.

MINNESOTA NATIVES TO PLAY FOR TWINS

PLAYER	BIRTHPLACE	SEASONS	PLAYER	BIRTHPLACE	SEASONS
Fred Bruckbauer, rhp.....	New Ulm.....	1961	Jack Morris, rhp.....	St. Paul.....	1991
Tom Burgmeier, lhp.....	St. Paul.....	1974-77	Glen Olson, c.....	Marshall.....	1989
Cole De Vries, rhp.....	St. Louis Park.....	2012-13	Glen Perkins, lhp.....	St. Paul.....	2006-17
Jim Eisenreich, cf.....	St. Cloud.....	1982-84	Mike Poepping, rf.....	Little Falls.....	1975
Bob Gebhard, rhp.....	Lamberton.....	1971-72	Tom Quinlan, 3b.....	St. Paul.....	1996
Paul Giel, rhp.....	Winona.....	1961	Brian Raabe, 2b.....	New Ulm.....	1995-96
Dave Goltz, rhp.....	Pelican Rapids.....	1972-79	Michael Restovich, of.....	Rochester.....	2002-04
Kent Hrbek, 1b.....	Minneapolis.....	1981-94	Terry Steinbach, c.....	New Ulm.....	1997-99
Tom Johnson, rhp.....	St. Paul.....	1974-78	Dick Stigman, lhp.....	Nimrod.....	1962-65
Tom Kelly, 1b.....	Graceville.....	1975	Jerry Terrell, ss.....	Waseca.....	1973-77
Jerry Kindall, 2b.....	St. Paul.....	1964-65	Caleb Thielbar, lhp.....	Northfield.....	2013-15, '20-24
Merry Koonsman, lhp.....	Appleton.....	1979-81	George Thomas, lf.....	Minneapolis.....	1971
Mike Mason, lhp.....	Faribault.....	1988	Louis Varland, rhp.....	St. Paul.....	2022-24
Joe Mauer, c/1b.....	St. Paul.....	2004-18	Matt Wallner, of.....	Forest Lake.....	2022-24
Paul Molitor, dh-1b.....	St. Paul.....	1996-98	Charley Walters, rhp.....	Minneapolis.....	1969
Mike Morin, rhp.....	Andover.....	2019	Dave Winfield, of.....	St. Paul.....	1993-94



CHRISTIAN VÁZQUEZ

8

C

H/W: 5-8/211**B/T:** R/R**OPENING DAY AGE:** 34**BORN:** 8/21/1990 in Bayamón, PR**RESIDES:** Weston, FL**ACQUIRED:** Signed as free agent, 12/16/22**M.L. SERVICE:** 10 years, 31 days**OPTIONS USED:** 3 of 3**CONTRACT STATUS:** Signed thru 2025

PERSONAL: Christian Rafael Vázquez (pronounced VOSS-kez)...Instagram: @1990colo - 1990 for his birth year and 'colo' for color as reference to his red hair color...wife, Gabriela (married in 2018)...the couple has three sons, Diego (born in November 2019), Daniel (born April 2022) and Dilan (born September 2024)...graduated from Puerto Rico Baseball Academy High School in 2008...on January 6, 2018 (Three Kings Day), he helped hand out toys to children in some of the island's poor communities...in January 2018, helped deliver nearly 10 tons of supplies to aid Hurricane Maria recovery efforts...the jetBlue plane cargo included medical supplies and vaccines, water filtration systems, first aid kits, flashlights, and diapers...in Caguas, he helped distribute food, water and supplies to nearly 300 families, as well as baseball equipment to roughly 100 children...signed autographs and posed for pictures with fans at Red Sox Winter Weekend in 2015, '16, '18, and '20...along with his wife, spearheaded the Red Sox' Players Favorite Things basket auction in 2021 that benefitted The BASE...played minor league ball with Twins Assistant GM, Alex Hassan, while at Short-A Lowell in Boston's organization...Hassan shared a story that one day he sat behind Vázquez on the bus during a team roadtrip and Hassan could see Christian's laptop on AOL Instant Messenger in the seat in front of him and Vázquez's screen name was mlboneday...chose uniform No. 8 for Minnesota because he wanted 7 (retired - Joe Mauer) and 9 (worn by Trevor Larnach), so settled in the middle...he wore No. 7 for Boston and No. 9 for Houston...enjoys Starbucks coffee (lattes) and passes on other coffee shop options...participated in 2023 and 2024 TwinsFest at Target Field...if he wasn't a baseball player, he would be an athletic trainer.

CAREER HIGHLIGHTS: Two-time World Series champion (2018 with Boston and 2022 with Houston)...Twins are third organization (Boston - 2008-22, Houston - 2022)...selected to play in the 2023 World Baseball Classic with Team Puerto Rico, marking first career selection...was behind the plate for the Astros' combined no-hitter in Game 4 of the 2022 World Series at Philadelphia (pitchers: Cristian Javier, Bryan Abreu, Rafael Montero, Ryan Pressly), becoming the second catcher in MLB history to catch a no-hitter in the World Series (joining the Yankees' Yogi Berra, who caught Don Larsen's perfect game in Game 5 of the 1956 World Series vs. Brooklyn)...named a finalist for the 2019 American League Rawlings Gold Glove Award® at catcher...hit walk-off homer for Red Sox in 13th inning of 2021 ALDS Game 3 vs. Tampa Bay...caught final pitch of the 2018 World Series, a swinging third strike to Manny Machado...earned the Unsung Hero Award from the Boston Chapter of the BBWAA following the 2017 season...missed entire 2015 season recovering from Tommy John surgery performed on his right elbow...made his major league debut in 2014 and his first Opening Day roster in 2017...played in the Puerto Rican Winter League following the 2011 (Mayaguez), 2012 (Manatí), 2013 (Santurce), 2014 (San Juan), 2015 (Mayaguez & Santurce), 2016 (Santurce) and 2021 (Santurce) seasons...named an International League Midseason All-Star and was selected to the 2014 SiriusXM All-Star Futures Game at Target Field...named Red Sox top defensive catcher by *Baseball America* entering the 2012, 2013 and 2014 seasons...played for Surprise in the Arizona Fall League in 2012...in 2013, was named MVP of Double-A Portland as well as Eastern League Midseason All-Star...named *Baseball America*'s best defensive catcher in his primary league in four-straight years: 2011 - South Atlantic, 2012 - Carolina, 2013 - Eastern, and 2014 - International...named a 2012 Carolina League Postseason All-Star...named 2011 Red Sox Minor League Defensive Player of the Year.

POSTSEASON CAREER: Two-time World Series champion (2018 with Boston and 2022 with Houston) has hit .250 (23-for-92) with two doubles, two home runs, 11 RBI, 11 runs scored, five walks and a .633 OPS in 31 career Postseason games...ranks second in Red Sox franchise history in Postseason games played at catcher (25 games, 19 starts), trailing only Jason Varitek (62)...**2023:** Did not appear in six games for Twins during ALWCs vs. Toronto (2 games) or ALDS vs. Houston (4 games)...**2022:** Played in six Postseason games for the Astros, including two ALDS games vs. Seattle, one ALCS game vs. New York-AL and three World Series games vs. Philadelphia...hit .235 (4-for-17) with one walk and three RBI...went 2-for-7 with one RBI in three World Series games...drove in two runs with a single in Game 3 of the ALCS at New York-AL...was behind the plate for Houston's combined no-hitter in Game 4 of the World Series at Citizens Bank Park (pitchers: Cristian Javier, Bryan Abreu, Rafael Montero, Ryan Pressly), becoming the second catcher in MLB history to catch a no-hitter in the World Series (joining the Yankees' Yogi Berra, who caught Don Larsen's perfect game in Game 5 of the 1956 World Series vs. Brooklyn)...**2021:** Played in 11 Postseason games for Boston, making seven starts and hitting .281 (9-for-32) with one home run and six RBI...hit a walk-off, two-run homer in the 13th inning of Game 3 of the ALDS vs. Tampa Bay...**2018:** Played in 12 of the Red Sox' 14 Postseason games...Boston went 9-1 in his 10 starts...hit a solo homer in Game 4 of the ALDS at New York-AL, becoming the sixth Red Sox catcher to homer in the Postseason...made his first career appearance at first base in Game 3 of the World Series at Los Angeles-NL, switching to the position in the 12th inning and remaining there for the rest of the game...according to *Elías*, became the fifth non-pitcher ever to appear in a World Series game at a position he had never previously played, joining Boston's Patsy Dougherty (RF in 1903), Washington's Buddy Myer (3B in 1925), Chicago-NL's Stan Hack (SS in 1935) and New York-AL's Alfonso Soriano (RF in 2003)...caught the final pitch of the World Series, as Chris Sale struck out Manny Machado swinging...posted a five-game hit streak from ALCS-G4 through WS-G4...tied the longest Postseason hitting streak ever by a Red Sox catcher (also Carlton Fisk in 1975, Rick Gedman in 1986-88 and Jason Varitek in 2003-04)...**2017:** Made his second career Postseason roster and first Postseason appearances, starting Games 2 and 4 of the ALDS vs. Houston...reached base in four of eight plate appearances (2-for-6, 2 BB), including a 2-for-3 effort with a run scored and walk in Game 2...became the first major league catcher to reach base three times in his Postseason debut since Boston's Jarrod Saltalamacchia in Game 1 of the 2013 ALDS vs. Tampa Bay...**2016:** Named to the Red Sox' ALDS roster vs. Cleveland but did not appear in a game.

CAREER HIGHS

Hits: 4, 6x, last 8/18/22 vs. CWS**RBI:** 5, 9/15/19 at PHI**HR:** 2, 3x, last 7/22/22 vs. TOR**GS:** 2, last 9/26/20 at ATL**SB:** 2, 9/18/20**Hit-Streak:** 11, 6/11-25/19

WALK-OFF HITS/PA

8/1/17 vs. CLE (HR)

6/21/19 vs. TOR (HR)

7/7/24 vs. HOU (HR)

MULTI-HR GAMES

9/15/19 at PHI

7/30/20 at NYM

7/22/22 vs. TOR



2024:

- Was on Twins Opening Day roster as one of club's two catchers, splitting time with Ryan Jeffers for majority of season.
- Played one out at third base on April 12 at Detroit...Twins removed Carlos Correa due to injury, sliding Kyle Farmer to shortstop and Willi Castro to pitcher to close out an 8-2 loss to Tigers...first time playing third base since July of 2021 with Boston.
- Slashed just .181/.207/.252 (.459 OPS) in 48 games through June, but hit .304 (34-for-112) with five doubles, five home runs, 16 RBI and an .813 OPS in 37 games from July 1-September 11.
- Hit third career walk-off home run on July 7 vs. Houston, a solo shot off Josh Hader in the ninth inning that gave the Twins a 3-2 victory.
- Made first career start at third base on July 13 at San Francisco; played all 9.0 innings and never had any fielding opportunities...forced to play third with Jose Miranda, Royce Lewis and Kyle Farmer all on IL, and Correa not fully healthy...Twins also carried three catchers at that time.
- Hit .317 (13-for-41) with one double, three home runs, seven RBI, seven runs scored, a .349 on-base percentage, a .561 slugging percentage and a .910 OPS in 14 July games.
- Played in 900th career game on August 6 at Chicago-NL.
- Hit safely in 10-straight starts from August 2-21...hit safely in eight-straight games overall during that streak from August 2-17, his longest of 2024.
- Celebrated 10 years of major league service on August 15 with the team in Texas...his wife got a Puerto Rican band to visit the clubhouse and had his locker decorated with balloons and cookies.
- Hit .302 (16-for-53) with three doubles, two home runs, nine RBI and a .793 OPS in 16 August games.
- Placed on Paternity List on September 9 to attend the birth of his son; reinstated on September 11.
- Recorded 150th career double on September 11 vs. Los Angeles-AL.
- Played 2.0 innings at first base on September 14 vs. Cincinnati in a Twins 11-1 defeat.
- Posted an average exit velocity of 88.5 mph, his highest since 2019 (89.4 mph).
- Hit .313 (10-for-32) against offspeed pitches.

2023: Played for Team Puerto Rico during World Baseball Classic, hitting .333 (5-for-15) with two doubles, one home run, three RBI and one walk in four games...was Twins Opening Day catcher on March 30 at Kansas City after signing three-year contract with Minnesota in December...recorded first hit as Twin with a fifth-inning single and finished the day 2-for-4...hit .379 (11-for-29) with a .471 on-base percentage and a .953 OPS in first nine games...reached base safely a season-high four times on May 15 at Los Angeles-NL, going 3-for-5 with a walk...hit first home run as Twin against former team on June 19 vs. Boston, snapping streak of 161 plate appearances to go homerless to start season...hit safely in season-long five-straight games from August 13-22...played in 800th career game on July 26 vs. Seattle...recorded 300th career RBI on July 29 at Kansas City...played one inning at second base on September 4 at Cleveland in a Twins 20-6 victory...seventh career game at second base and first since July 22, 2022 vs. Toronto...recorded 700th career hit on September 12 vs. Tampa Bay, a single off Andrew Kittredge...hit .250 (18-for-72) with five home runs and a .776 OPS vs. left-handed pitching, compared to .217 (55-for-254) with one home run and a .547 OPS vs. right-handed pitching...posted a 1.45 second "pop time" from behind the plate, sixth best among MLB catchers...posted a 4.09 catcher ERA, seventh best in the American League among qualified catchers and second on team (Jeffers - 3.64)...hit .270 (10-for-37) with runners in scoring position and two outs...hit .260 (19-for-73) with runners in scoring position...did not appear in any of six Twins Postseason games, two ALWCs vs. Toronto and four ALDS vs. Houston...served as back-up catcher to Ryan Jeffers, who started all six games.

MLB BATTING LEADERS

HITS AMONG CATCHERS SINCE 2019

1. J.T. Realmuto.....	682
2. Salvador Perez.....	629
3. Will Smith.....	554
4. Christian Vázquez.....	547
5. Wilton Contreras.....	535

2022: Made Opening Day roster for Boston for sixth time in career and was Opening Day catcher April 8 at New York-AL...fifth-straight Opening Day start at catcher for Red Sox...placed on COVID Injured List from April 19-20...hit .356 (26-for-73) with eight doubles, one home run, 16 RBI and a .919 OPS in 22 May games...his average ranked eighth in the AL and his doubles were tied for sixth...drove in 19 runs in a 23-game span from May 8-June 7...span included a .337 (28-for-83) batting average, an .845 OPS and three three-hit games...hit 50th career home run June 21 vs. Detroit, a solo shot off Andrew Chafin...recorded third career multi-homer game July 22 vs. Toronto, both solo shots...acquired by Houston via trade August 1, in exchange for minor league outfielder Wilner Abreu and infielder Emmanuel Valdez...went 4-for-6 with two RBI and three runs scored August 18 at Chicago-AL, tying single-game career high in hits...hit first home run as an Astro in Houston's final game of season October 5 vs. Philadelphia...finished with nine home runs, second-most for single season in career (23 in 2019)...also second most RBI with 52 (72 in 2019)...combined to hit .274 (109-for-398) with 23 doubles, nine home runs, 52 RBI, 22 walks and a .315 on-base percentage in 119 games between the Red Sox and Astros...hit .304 (31-for-102) with an .823 OPS vs. left-handed pitching, compared to .264 (78-for-296) vs. righties...while playing catcher, hit .266 (97-for-364) with 23 doubles, seven home runs and 47 RBI with a .308 on-base percentage...ranked second among AL catchers in batting average and hits, and third in on-base percentage and doubles...finished tied for first in the AL in catcher caught stealings (16) and tied for fourth among all major league catchers with 11 defensive runs saved (per FanGraphs)...played in six Postseason games for the Astros, including two ALDS games vs. Seattle, one ALCS game vs. New York-AL and three World Series games vs. Philadelphia...hit .235 (4-for-17) with one walk and three RBI...went 2-for-7 with one RBI in three World Series games...drove in two runs with a single in Game 3 of the ALCS at New York-AL...was behind the plate for the Astros' combined no-hitter in Game 4 of the World Series, becoming the second catcher in MLB history to catch a no-hitter in the World Series, joining Yogi Berra, who caught Don Larsen's perfect game in Game 5 of the 1956 World Series...selected to play in the 2023 World Baseball Classic with Team Puerto Rico, marking first career selection.

2021: Made fourth consecutive Opening Day start at catcher for Boston...hit .283 with .721 OPS in 29 games from Opening Day-May 8...stole a base and caught a baserunner stealing on April 6 vs. Tampa Bay...was the second time Vázquez has done both of those things in the same game (also June 27, 2017 vs. MIN)...matched a career-high with 138 games played...led baseball in innings caught (1,051.1), the most by a Red Sox catcher since Jason Varitek in 2008 (1,064.1)...appeared in 132 games at catcher, making 119 starts...also started three games at designated

MLB FIELDING LEADERS

GAMES CAUGHT AMONG ACTIVES

1. Salvador Perez.....	1,291
2. J.T. Realmuto.....	1,146
3. Yasmani Grandal.....	1,114
4. Martin Maldonado.....	1,108
5. Yan Gomez.....	1,019
6. Christian Vázquez.....	861
James McCann.....	861

MLB FIELDING LEADERS

DEFENSIVE RUNS SAVED AMONG CATCHERS SINCE 2021

1. Cal Raleigh.....	32
2. Christian Vázquez.....	26
3. Jonah Heim.....	25
4. Sean Murphy.....	23
5. Will Smith.....	20

career highs in OBP (.344) and OPS (.801)...his .283 batting average and .457 slugging percentage were the second-best marks of his career (.290 AVG in 2017, .477 SLG in 9)...hit .309 with an .861 OPS and 16 RBI in 24 road games (29-for-94, 9 XBH)...of his seven home runs, three gave the Sox a lead and one tied the score.

2019: Set career highs in games (138), runs scored (66), hits (133), doubles (26), home runs (23), RBI (72), walks (33), extra-base hits (50), slugging percentage (.477) and OPS (.798)...appeared at catcher in 119 games (103 starts), becoming the first Red Sox with 100+ games at catcher since Jarrod Saltalamacchia in 2013 (119)...led the AL in games caught (119) and led the majors in catcher pickoffs (4)...also led AL catchers in hits, extra-base hits, multi-hit games and doubles (tied)...became the first Red Sox catcher to hit 20+ home runs in a season since Jarrod Saltalamacchia in 2012 (25)...made seven starts at first base and one at second base, the first of his career at both positions...also appeared in four games at third base...was one of four players to appear at catcher, first base, second base and third base in 2019 (also Austin Nola, Kyle Farmer, and Williams Astudillo).

2018: Made 66 starts at catcher in his fourth major league season...missed nearly two months of the season on the Injured List from July 8-Aug. 31 (right fifth finger fracture)...threw out 10 of 32 attempted base stealers (31.3%)...posted a 3.84 catcher's ERA, the sixth lowest among AL backstops with at least 75 games played...placed on the 10-day IL with a right fifth finger fracture on July 8...on July 10, underwent a pinning procedure (ORIF) of his fractured finger...the surgery was performed by Dr. Matt Leibman at Newton-Wellesley Hospital...appeared in four rehab games between Double-A Portland (1 G) and Triple-A Pawtucket (3 G) from 8/27-30...reinstated from the IL on Sept. 1 and appeared in 20 of the Red Sox' final 26 games (12 starts)...scored his 100th career run on Sept. 5 at Atlanta...appeared at third base in both games of a doubleheader on Sept. 26 vs. Baltimore...were his third and fourth career appearances at third base and his only two of 2018...played 12 of the Red Sox' 14 Postseason games...Boston went 9-1 in his 10 starts...hit a solo HR in Game 4 of the ALDS at New York-AL, becoming the sixth Red Sox catcher to homer in the Postseason...made his first career appearance at first base in Game 3 of the World Series at Los Angeles-NL, switching to the position in the 12th inning and remaining there for the rest of the game...according to *Elías*, became the fifth non-pitcher ever to appear in a World Series game at a position he hadn't never previously played, joining BOS's Patsy Dougherty (RF in 1903), WSH's Buddy Myer (3B in 1925), CHC's Stan Hack (SS in 1935), and NYY's Alfonso Soriano (RF in 2003)...caught the final pitch of the World Series, as Chris Sale struck out Manny Machado swinging.

2017: Earned the Unsung Hero Award from the Boston Chapter of the Baseball Writers Association of America...recorded more runs (43), hits (94), triples (2), home runs (5) and stolen bases (7) than he did in his first three major league seasons combined...hit 18 doubles and recorded 32 RBI, doubling his career totals in each category...led AL catchers with a .290 batting average (94-for-324), the second-highest rate among major league backstops (min. 250 AB)...threw out 19 of 48 attempted base stealers (39.6%), the fourth-highest rate among major league catchers (min. 20 G)...finished second in the AL with a .348 home batting average (54-for-155), trailing only Adrian Beltre (.362, min. 100 AB)...finished second in the AL (3rd in the majors) with a .275 batting average with two strikes (47-for-171)...reached base in each of his first seven plate appearances of the season (5-for-5, 2 HBP)...according to *Elías*, became the first Red Sox hitter to reach base safely in his first seven plate appearances of any season since Ted Cox in 1977 (7 PA)...recorded his first career walk-off RBI on Aug. 1 vs. Cleveland, turning a 10-9 deficit into a 12-10 win with a three-run HR...made his second career Postseason roster and first Postseason appearances, starting Games 2 and 4 of the ALDS vs. Houston...reached base in four of eight plate appearances (2-for-6, 2 BB), including a 2-for-3 effort with a run scored and walk in Game 2...became the first major league catcher to reach base three times in his Postseason debut since BOS's Jarrod Saltalamacchia in Game 1 of the 2013 ALDS vs. Tampa Bay.

CLAIRVOYANT CHRISTIAN

Christian played minor league ball with Twins Assistant GM, Alex Hassan, while at Short-A Lowell in Boston's organization. Hassan shared a story that one day he sat behind Vázquez on the bus during a team roadtrip and Hassan could see Christian's laptop on AOL Instant Messenger in the seat in front of him and Vázquez's screen name was mlboneday.

2016: Returned after missing the entire 2015 season recovering from Tommy John surgery...appeared in 57 major league games (49 starts) over a pair of stints with the Red Sox...also appeared in 42 games with Triple-A Pawtucket...began the season on the IL recovering from Tommy John surgery...played in five rehab games with Pawtucket...activated from the 15-day IL on April 15...optioned to Pawtucket on July 5 and remained with the PawSox until being recalled to the major league club on Sept. 5...caught all 10 innings of the Sox' 3-2 win at Tampa Bay on Sept. 25, when Boston set a then-franchise record with 23 strikeouts...the Sox set a major league record by striking out 11 consecutive batters faced from the fourth-seventh innings...following the season, played for Santurce in the Puerto Rican Winter League...named to the Red Sox' ALDS roster vs. Cleveland but did not appear in a game.

2015: Missed the season recovering from Tommy John surgery (right elbow) performed on April 2 by Dr. James Andrews in Pensacola, FL...placed on the 60-day IL on March 30 with a right elbow sprain...sustained the injury in spring training...returned to game action in the Fall Instructional League in September/October...served only as a designated hitter...also played for Mayaguez and Santurce of the Puerto Rican Winter League; served only as a designated hitter.

2014: Named an International League Midseason All-Star and was selected to the 2014 SiriusXM All-Star Futures Game...did not participate in either due to his call-up...threw out 51.7% of base stealers in 2014 (15 of 29), the best rate in the majors (min. 50 G)...was the best such mark in Red Sox history (since CS began being tracked in the AL in 1920).

2013: Led Double-A Portland with a .289 batting average (99-for-342) and was named team MVP...tabbed an Eastern League Midseason All-Star...led EL backstops by throwing out 47% of attempted base stealers (47 of 101)...named Red Sox Minor League Defensive Player of the Month for

THE VASKY MUSEUM

Vazky likes to collect sports memorabilia and often times will have a personalized signed jersey in his Target Field locker from an opponent the Twins had recently played. In his main man cave at home, he has autographed jerseys displayed from former teammates Xander Bogaerts and David Ortiz, as well as Miguel Cabrera and Albert Pujols. He also has Tom Brady's jersey and helmet displayed with those, along with an assortment of game used batting gloves, football gloves, cleats, hats, helmets and other stuff from professional athletes. He acquired an Anthony Edwards navy Timberwolves jersey in 2024 but has yet to display it in his house.

April (11 CS in 16 G)...started behind the plate for the Eastern Division in the EL All-Star Game on July 10 in New Britain...promoted to Triple-A Pawtucket on Sept. 1 and made his Triple-A debut the next day in the PawSox' regular season finale...hit .273 (3-for-11) in three Pawtucket playoff games...after the season, played for Santurce of the Puerto Rican Winter League and led the league with 32 games behind the plate...threw out a league-best 63% (17 of 27) of attempted base stealers.

2012: Played the majority of the year with High-A Salem, where he was a Carolina League Postseason All-Star...Also made his Double-A debut with 20 games for Portland...combined to throw out 49 of 122 base stealers (40%), including a CL-best 42% (44 of 105)...named Red Sox Minor League Defensive Player of the Month for June...following the season, played 10 games for Surprise in the Arizona Fall League...also played nine games for Manati of the Puerto Rican Winter League.

2011: Named Red Sox Minor League Defensive Player of the Year...spent the entire season with Low-A Greenville...posted career highs in home runs (18) and RBI (84)...his 84 RBI led the Drive and ranked fourth among Sox minor leaguers...named South Atlantic League Player of the Week from June 20-26 (.467, 7-for-15, 4 HR) and Aug. 29-Sept. 4 (.381, 8-for-21, 3 HR)...selected as the Red Sox Minor League Defensive Player of the Month for July...after the season, played three games with Mayaguez of the Puerto Rican Winter League...added to the Red Sox' 40-man roster on Nov. 20.

2010: Played his first full season with Low-A Greenville...led the club with 60 games at catcher...threw out 31 of 76 (41%) attempted base stealers...made his first pro appearances at first base (3 games) and second base (1)...hit his first career grand slam on April 17 at Lexington...recorded three doubles and two RBI in six Drive playoff games.

2009: Split the year between the Rookie-level Gulf Coast League Red Sox and Short-A Lowell...his first hit for the Spinners was a game-tying, pinch hit homer in the ninth inning on July 9 vs. Tri-City.

2008: Led the Gulf Coast League Red Sox with 21 games caught in his pro debut.

PROFESSIONAL: Originally selected by Boston in ninth round of 2008 First-Year Player Draft; signed by scout Edgar Perez...traded by Boston to Houston on August 1, 2022, in exchange for minor league outfielder Wilyer Abreu and infielder Enmanuel Valdez...signed three-year contract with Minnesota on December 16, 2022.

VÁZQUEZ'S PLAYING RECORD

YEAR	CLUB	AVG	G	AB	R	H	2B	3B	HR	RBI	SH	SF	HBP	BB	SO	SB	CS	OBP	OPS
2008	GCL Red Sox	.190	21	58	7	11	1	0	0	5	1	0	0	6	17	0	0	.266	.473
2009	GCL Red Sox	.278	10	36	5	10	5	0	0	7	0	0	1	4	7	0	0	.366	.783
	Lowell	.123	21	65	4	8	2	0	2	9	0	0	0	11	16	0	0	.250	.496
2010	Greenville	.263	79	270	34	71	11	0	3	32	0	2	4	23	62	3	1	.328	.665
2011	Greenville	.283	105	392	71	111	27	3	18	84	0	4	5	43	84	1	1	.358	.863
2012	Salem	.266	81	293	43	78	17	0	7	41	3	2	4	40	70	2	2	.360	.756
	Portland	.206	20	73	11	15	4	0	0	5	0	1	0	8	9	0	0	.281	.541
2013	Portland	.290	96	342	48	99	19	1	5	48	3	4	3	47	44	7	5	.376	.771
	Pawtucket	.000	1	3	0	0	0	0	0	0	0	0	0	1	0	0	0	.250	.250
2014	Pawtucket	.279	66	244	35	68	17	0	3	20	2	2	1	21	52	0	1	.336	.721
	BOSTON	.240	55	175	15	42	9	0	1	20	3	4	0	19	33	0	0	.308	.617
2015	INJURED - DID NOT PLAY																		
2016	Pawtucket	.270	42	152	19	41	9	0	2	16	0	1	3	15	31	2	0	.345	.713
	BOSTON	.227	57	172	21	39	9	1	1	12	0	0	2	10	39	0	0	.277	.585
2017	BOSTON	.290	99	324	43	94	18	2	5	32	0	1	3	17	64	7	2	.330	.735
2018	Portland	.500	1	2	1	1	0	0	0	3	0	1	0	0	0	0	0	.333	.833
	Pawtucket	.273	3	11	1	3	0	0	0	1	0	0	0	1	1	0	0	.333	.606
	BOSTON	.207	80	251	24	52	10	0	3	16	1	0	4	13	41	4	1	.258	.540
2019	BOSTON	.276	138	482	66	133	26	1	23	72	3	3	0	33	101	4	2	.321	.798
2020	BOSTON	.283	47	173	22	49	9	0	7	23	0	0	0	16	43	4	3	.344	.801
2021	BOSTON	.258	138	458	51	118	23	1	6	49	1	4	2	33	84	8	4	.308	.659
2022	BOSTON	.282	84	294	33	83	20	0	8	42	0	3	3	18	51	1	2	.327	.759
	HOUSTON	.250	35	104	8	26	3	0	1	10	0	0	0	4	18	0	2	.278	.585
2023	MINNESOTA	.223	102	327	34	73	13	0	6	32	1	1	1	25	82	1	0	.280	.598
2024	MINNESOTA	.221	93	294	29	65	10	0	7	27	5	4	1	11	65	3	1	.248	.575
	Minor League Totals	.266	546	1941	279	516	112	4	40	271	9	17	21	220	393	15	10	.344	.734
	Major League Totals	.253	928	3054	346	774	150	5	68	335	14	20	16	199	621	32	17	.301	.673

VÁZQUEZ'S WILD CARD RECORD

YEAR	OPPONENT	AVG	G	AB	R	H	2B	3B	HR	RBI	SH	SF	HBP	BB	SO	SB	CS	OBP	OPS
2021	New York-AL	.000	1	1	0	0	0	0	0	0	0	0	0	0	1	0	0	.000	.000
2023	Toronto	DID NOT PLAY																	

VÁZQUEZ'S DIVISION SERIES RECORD

YEAR	OPPONENT	AVG	G	AB	R	H	2B	3B	HR	RBI	SH	SF	HBP	BB	SO	SB	CS	OBP	OPS
2017	Houston	.333	2	6	1	2	0	0	0	0	0	0	0	2	2	0	0	.500	.833
2018	New York-AL	.333	3	9	2	3	0	0	1	2	0	0	0	1	2	0	0	.400	1.067
2021	Tampa Bay	.375	4	16	3	6	0	0	1	4	1	0	0	0	3	0	0	.375	.938
2022	Seattle	.143	2	7	0	1	0	0	0	0	0	0	0	0	3	0	0	.143	.286
2023	Houston	DID NOT PLAY																	
	Division Series Totals	.316	11	38	6	12	0	0	2	6	1	0	0	3	10	0	0	.366	.840

VÁZQUEZ'S LEAGUE CHAMPIONSHIP SERIES RECORD																			
YEAR	OPPONENT	AVG	G	AB	R	H	2B	3B	HR	RBI	SH	SF	HBP	BB	SO	SB	CS	OBP	OPS
2018	Houston	.154	5	13	1	2	1	0	0	0	0	0	0	0	3	0	0	.154	.385
2021	Houston	.200	6	15	2	3	1	0	0	2	0	0	0	1	3	0	0	.250	.517
2022	New York-AL	.333	1	3	1	1	0	0	0	2	0	0	0	1	0	0	0	.500	.833
LCS Totals		.194	12	31	4	6	2	0	0	4	0	0	0	2	6	0	0	.242	.500

VÁZQUEZ'S WORLD SERIES RECORD																			
YEAR	OPPONENT	AVG	G	AB	R	H	2B	3B	HR	RBI	SH	SF	HBP	BB	SO	SB	CS	OBP	OPS
2018	Los Angeles-NL	.200	4	15	1	3	0	0	0	0	0	0	0	0	3	0	0	.200	.400
2022	Philadelphia	.286	3	7	0	2	0	0	0	1	0	0	1	0	3	0	0	.375	.661
World Series Totals		.227	7	22	1	5	0	0	0	1	0	0	1	0	6	0	0	.261	.488

VÁZQUEZ'S WORLD BASEBALL CLASSIC RECORD																			
YEAR	CLUB	AVG	G	AB	R	H	2B	3B	HR	RBI	SH	SF	HBP	BB	SO	SB	CS	OBP	OPS
2023	Puerto Rico	.333	4	15	2	5	2	0	1	3	--	--	--	1	5	0	0	.375	1.042

VÁZQUEZ'S CAREER FIELDING RECORD									
POSITION	PCT	G	AB	P0	A	E	TC	DP	PB
Catcher	.994	861		7235	377	48	7660	44	69
First Base	.992	28		113	9	1	123	10	—
Third Base	1.000	13		0	1	0	1	0	—
Second Base	1.000	8		2	4	0	6	1	—
Totals	.994	813		6577	362	45	6984	53	69

VÁZQUEZ'S PROFESSIONAL INJURED LIST HISTORY		
DATES	INJURY	LEVEL
April 19-20, 2022.....	COVID 19.....	Boston.....
July 8-September 1, 2018.....	Right Fifth Finger Fracture.....	Boston.....
March 25-end of 2015 season.....	Tommy John Surgery.....	Boston.....



» A clubhouse-leader and well-liked teammate, Christian popularized the post-game team victory Polaroid picture in 2024. He collected all the Polaroids and taped them to the wall next to his locker in the clubhouse as the season went on.



OF

H/W: 6-5/244 B/T: L/R
OPENING DAY AGE: 27
BORN: 12/12/1997 in Forest Lake, MN
RESIDES: Ocean Springs, MS

38
MATT WALLNER

ACQUIRED: 1st RD (39th overall), 2019 MLB Draft
M.L. SERVICE: 1 year, 43 days
OPTIONS USEE: 2 of 3
CONTRACT STATUS: Signed thru 2025

PERSONAL: Matthew John Wallner...X: @Matt_Wallner...Instagram: @matt_wallner...married in December of 2023 at The Venue at Southern Oaks Farm in Mississippi to now wife, Sydnie, who is an ICU nurse...the couple is expecting their first child in August 2025...Forest Lake, MN native who attended Forest Lake High School...named 2016 Minnesota Mr. Baseball...played collegiately at the University of Southern Mississippi for three seasons, hitting .337 (232-for-689) with 39 doubles, 58 home runs and 190 RBI in 189 games...in 2019, named to the Baton Rouge Regional All-Tournament Team, leading the Golden Eagles to the championship round after hitting .308 (4-for-13) with two home runs and five RBI...played for the 2018 USA Baseball Collegiate National Team...in 2017, named the *Baseball America* Freshman of the Year and was selected to BA All-America Second Team and Freshman All-America First Team...makes offseason home in Mississippi...enjoys watching college football during offseason...favorite non-baseball team is the Minnesota Vikings...favorite vacation spot is the beach...participated in 2023 and 2024 TwinsFest at Target Field...went on 2023 Twins Winter Caravan with Louis Varland, Cory Provus and LaTroy Hawkins.

CAREER HIGHLIGHTS: Corner outfielder known for having one of strongest outfield arms in baseball and one of highest average exit velocities with bat since coming into league...named to MLB.com Pipeline's 2023 All-Rookie Second Team...one of 32 Minnesota natives to play for the Twins...was one of three Minnesota natives on Twins roster at one point in 2022, 2023 and 2024 (also, Caleb Thielbar and Louis Varland)...named Sherry Robertson Award winner as 2022 Twins minor league Player of the Year...made major league debut on September 17, 2022 at Cleveland and recorded his first major league hit in that game, a solo home run off Shane Bieber; became 12th Twin to homer in his first major league game...selected to start in 2022 SiriusXM All-Star Futures Game at Dodger Stadium...entered 2022 as the 14th-best prospect in the Twins organization, per MLB.com.

POSTSEASON CAREER: 2023: Played in five of the Twins' six Postseason games, making five starts in leftfield...went 0-for-8 with three walks and one run scored...made Postseason debut on October 3 in Game 1 of the ALWCS vs. Toronto, going 0-for-2 with a walk...joined Edouard Julien and Royce Lewis as the first rookie trio in Twins history to start in the same Postseason lineup...played in both games of ALWCS vs. Toronto and went 0-for-3...played in three of four games of ALDS vs. Houston, going 0-for-5 with two walks.

2024:

- Was in Twins spring training for second time in career and made Twins Opening Day roster for first time.
- Hit just .080 (2-for-25) with two extra-base hits in 13 games from March 28-April 15 and was optioned to Triple-A St. Paul on April 16.
- Named International League Player of the Week with Saints on June 16 as well as Twins minor league Player of the Week...hit .364 (8-for-22) with four home runs and a 1.416 OPS during the week.
- Named International League Player of the Month for Saints in June, hitting .324 (34-for-105) with six doubles, 12 home runs, 28 RBI, 27 runs scored, a .724 slugging percentage and a 1.127 OPS in 26 games.
- Continued hot streak into July, hitting .500 (6-for-12) in three games for St. Paul...was recalled by Minnesota on July 7.
- Homered in back-to-back games for Twins three times on season: July 8-10 at Chicago-AL, July 24 vs. Philadelphia/July 26 at Detroit, and September 10-11 vs. Los Angeles-AL.
- Made first professional pitching appearance on July 29 at New York-NL, throwing 1.1 scoreless innings with two hits allowed in a Twins 15-2 defeat.
- Set new career high by hitting in eight-straight games from August 4-13, hitting .370 (10-for-27) with five walks, a .485 on-base percentage and a 1.189 OPS in that span.
- Reached safely in season-long 10-straight games from July 31-August 13, one short of career high of 11.
- Hit .302 (99-for-328) with 27 doubles, 26 home runs, 66 RBI, 57 runs scored, 37 walks, a .396 on-base percentage, a .628 slugging percentage and a 1.024 OPS in final 96 games on season between Triple-A St. Paul and Minnesota (since May 28).
- During second stint with Minnesota, from July 7-end of season, hit .282 (55-for-195) with a .945 OPS in 62 games.
- Threw hardest ball by Twins position player on season on September 8 at Kansas City, registering at 101.2 mph...Freddy Fermin singled to rightfield, advancing MJ Melendez to second base as Wallner tried to back-pick Melendez (safe).
- Placed on 10-day Injured List with left oblique tightness and missed the rest of the regular season.

CAREER HIGHS

Hits: 4, 5/27/23 vs. TOR
RBI: 4, 2x, last 9/26/23 vs. OAK
HR: 2, 7/26/23 vs. SEA
GS: 2, last, 9/26/23 vs. OAK
SB: 1, 6x, last 8/18/24 at TEX
Hit-Strike: 8, 8/4-13/24

WALK-OFF HITS/PA

8/6/23 vs. ARI (HR)

MULTI-HR GAMES

7/26/23 vs. SEA



AL BATTING LEADERS

AVERAGE EXIT VELO IN 2024 (min. 100 batted ball events)

- Aaron Judge, NYY..... 96.2 mph
- Giancarlo Stanton, NYY..... 94.6 mph
- Juan Soto, NYY..... 94.2 mph
- Vladimir Guerrero Jr., TOR..... 93.8 mph
- Rafael Devers, BOS..... 93.2 mph
- Yordan Alvarez, HOU..... 93.1 mph
- 7. Matt Wallner, MIN..... 92.8 mph**

- * Played 34 games (31 starts) in rightfield and 24 games (18 starts) in leftfield.
- * Hit .275 (50-for-182) with a .953 OPS against right-handed pitching for Minnesota, compared to .184 (7-for-38) with a .611 OPS vs. left-handed pitching.
- * Hit .319 (15-for-47) with a 1.123 OPS with runners in scoring position and .350 (7-for-20) with a 1.250 OPS with RISP and two outs.
- * Set major league career-highs in hits (57) and doubles (17).
- * Ranked in 99th percentile in baseball in average throwing velocity at 96.9 mph...fifth-hardest in baseball, highest among rightfielders, second-among corner outfielders...Wallner averaged 97.5 mph from RF and 95.4 mph from LF.
- * Hit .297 (11-for-37) against offspeed pitches.
- * Ranked tied for sixth in the AL and tied for ninth in baseball in hit-by-pitches (16).
- * Finished 10th in the AL in OPS (.894) among players with a minimum of 250 plate appearances...among same group, ranked 12th in slugging percentage (.523).

MLB FIELDING LEADERS

AVERAGE THROW VELOCITY

1. Oneil Cruz, SS, PIT.....	99.1 mph
2. Nolan Jones, LF, COL.....	97.7 mph
3. Brenton Doyle, CF, COL.....	97.4 mph
4. Grant McCray, CF, SF.....	97.1 mph
5. Matt Wallner, CF, MIN.....	96.9 mph

YOU MAKE ME BREAKOUT

In January, MLB.com released their list of top breakout candidates for 2025. Wallner was one of 10 on the list:

Matt Wallner, MIN.....	OF
Jonathan Aranda, 1B.....	TB
Joey Bart, PIT.....	C
Osvaldo Bido, ATH.....	RHP
Cody Bradford, TEX.....	LHP
Iván Herrera, STL.....	C
DJ Herz, WAS.....	LHP
Garrett Mitchell, MIL.....	OF
Pavin Smith, ARI.....	1B/OF
James Wood, WAS.....	OF

2023: Was in Twins spring training for first time in career...optioned to Triple-A St. Paul on March 18 where he began season...played in five games for Saints from March 30-April 7, going 6-for-20 with a home run and two walks and was recalled by Minnesota on April 8 (Max Kepler - IL)...played in just six games for Twins from April 9-14, going 0-for-8 with one walk and two HBP and was optioned back to St. Paul on April 15...played in 27 games for Saints from April 15-May 23, slashing .264/.398/.440 with three home runs and 17 walks and was recalled by Minnesota for second time on season on May 23 (Trevor Larnach - IL)...recorded career high four hits with Minnesota on May 27 vs. Toronto, including a home run and three RBI...played in five games for Twins from May 23-28, hitting .636 (7-for-11) with one double, one home run, four RBI, two walks and a 1.714 OPS and was optioned to St. Paul again on May 29 (Kepler reinstated from IL)...named Twins minor league Player of the Week twice on season on June 4 and July 2...played in 36 games during third and final stint with Saints from May 30-July 14, hitting .308 (44-for-143) with 11 doubles, two triples, seven home runs, 31 RBI, 20 walks and a .975 OPS...recalled by Minnesota for final time on July 15 (Jose Miranda - IL) and remained with Twins through end of season...tied career high reaching base four times on July 23 vs. Chicago-AL, going 2-for-2 with a hit-by-pitch and walk...had first career multi-homer game on July 26 vs. Seattle, both solo shots...recorded an outfield assist from leftfield on August 1 at St. Louis, a throw that registered at 100.4 mph, the third-hardest outfield assist thrown by a Twin in the Statcast era (since 2015), trailing Aaron Hicks (101.9 mph on 6/12/15) and Eddie Rosario (100.6 mph on 8/23/18)...hit first career walk-off home run on August 6 vs. Arizona, a two-run shot off Paul Sewald in the ninth inning, capping a Twins 5-3 victory...hit first career grand slam on August 15 vs. Detroit, a go-ahead shot off Will Vest, leading to a Twins 5-3 victory...the homer was measured at 450 feet, the longest grand slam by a Twin in the Statcast Era...four RBI marked a career high, which he equaled again on September 26 vs. Oakland when he hit a grand slam off Paul Blackburn...hit a double that registered at 116.4 mph exit velocity on September 24 vs. Los Angeles-AL, the hardest hit ball of career and third-hardest for Twin in 2023...reached safely in career-long six-straight games from September 12-17...hit second career grand slam on September 26 vs. Oakland, off Paul Blackburn...the homer was measured at 463 feet, the third-longest for a Twin on season...longest grand slam by a Twin in the Statcast Era (since 2015)...hit .354 (17-for-48) with five doubles, three home runs, 12 RBI and a 1.102 OPS in his final 17 games from September 12-October 1...hit .290 (9-for-31) with runners in scoring position and two outs with Twins...hit .375 (3-for-8) with two grand slams with the bases loaded for Minnesota...hit .281 (48-for-171) with 10 doubles, 12 home runs, 38 RBI and a .970 OPS against right-handed pitching for Minnesota, compared to a .119 (5-for-42) average with one double, two home runs, three RBI and a .481 OPS vs. left-handed pitching...hit .368 (14-for-38) with a .684 slugging percentage against offspeed pitches...among all MLB rookies with a minimum of 250 plate appearances, he ranked second in OPS (.877) and third in slugging percentage (.507)...ranked in the 100th percentile in baseball in arm strength, posting a 97.8 mph average throw velocity...played in five of the Twins' six Postseason games, making five starts in leftfield...went 0-for-8 with three walks and one run scored...made Postseason debut on October 3 in Game 1 of the ALWCs vs. Toronto, going 0-for-2 with a walk...played in both games of ALWCs vs. Toronto and went 0-for-3...played in three of four games of ALDS vs. Houston, going 0-for-5 with two walks...named to MLB.com Pipeline's All-Rookie Second Team.

MLB BATTING LEADERS

SLUGGING PCT SINCE 2023 (min. 500 PA)

1. Aaron Judge.....	.666
2. Shohei Ohtani.....	.654
3. Yordan Alvarez.....	.574
4. Juan Soto.....	.569
5. Corey Seager.....	.567
6. Bobby Witt Jr.....	.541
7. Kyle Tucker.....	.539
8. Brent Rooker.....	.528
9. Kerry Carpenter.....	.528
10. Matt Wallner.....	.515

2022: Began season with Double-A Wichita...recorded four hits three times for the Wind Surge: May 6 vs. Tulsa, June 4 vs. Frisco and July 13 vs. Arkansas...recorded four multi-homer games while at Wichita: April 30 at Arkansas, June 21 vs. San Antonio, June 30 at Springfield and July 4 vs. Amarillo...named Twins minor league Player of the Week three times: June 26 and July 10 with Wind Surge, and September 4 with Saints...named Texas League Hitter of the Week June 27...led the league with 1.508 OPS, three home runs and six RBI; batted .429 with five walks...hit .345 (29-for-84) with five doubles, one triple, eight home runs, 17 RBI, 24 runs scored and a 1.214 OPS in 27 June games at Wichita...promoted to Triple-A St. Paul July 14...at time of promotion, ranked first in the Texas League in RBI (64) and intentional walks (5), tied for first in extra base hits (37), second in home runs (21) and walks (62), third in number of pitches seen (1393), tied for third in runs (61), fourth in on base percentage (.436), slugging (.597), OPS (1.033), and extra-base hits (37), and 10th in hits (80)...selected to start in the SiriusXM All-Star Futures Game at Dodger Stadium July 16...batted fifth and played rightfield, going 1-for-2 with a home run, two RBI and one run scored...hit walk-off single in 10th inning for Saints August 21 vs. Scranton/Wilkes-Barre...recorded first cycle in 30-season Saints franchise history, going 5-for-6 with two doubles, a triple, a homer, six RBI and two runs scored September 1 vs. Omaha...five hits and six RBI tied minor league career highs...had contract selected by Minnesota September 17...made major league debut in Game 1 of a doubleheader September 17 at Cleveland...recorded first career hit in that game, a solo home run off Shane Bieber...became 12th Twin to homer in first career major league game...recorded first career three-hit game September 21 at Kansas City, hitting one double and two singles...hit home run September 27 vs. Chicago-AL, off Lance Lynn, a ball that registered at 113.8 mph exit velocity, the fifth-hardest hit ball by a Twin on season and 48th hardest in baseball in 2022...the hit was measured at a 45.0° launch angle, one of nine players in baseball to hit a home run at that sharp of launch angle on season...also tied Eduardo Escobar (June 18, 2016 vs. New

CALL TO ARMS

Matt trained at Great Lakes Baseball Academy in Woodbury (MN) in high school. At the academy there is a list on the wall called the 90 MPH Club, in which Matt is the first member on the list of 11, to throw over 90 mph there in 2016.

York-AL) for highest launch angle on a home run in club history in the Statcast Era...recorded three RBI for Twins September 28 vs. Chicago-AL...combined to hit .273 (140-for-512) with 35 doubles, four triples, 29 home runs, 105 RBI, 94 runs scored, 102 walks, a .404 on-base percentage, a .527 slugging percentage and a .931 OPS in 146 games between Minnesota, St. Paul and Wichita...ranked first among all Twins minor leaguers in RBI (95), doubles (32) and total bases (248), second in home runs (27) and walks (97), and third in hits (127), runs scored (90) and games played (128)...named an outfielder on Minor League Baseball's Texas League All-Star team...named winner of Sherry Robertson Award as Twins minor league Player of the Year...hit .277 (127-for-458) with 32 doubles, four triples, 27 home runs, 95 RBI, 90 runs scored and a .953 OPS in 128 minor league games...became fourth Minnesota native to win award, joining Kent Hrbek (1981), Michael Restovich (1999) and Joe Mauer (2003)...named outfielder on Twins' MiLB.com organizational All-Star team...ranked as Twins fifth-best prospect in organization by MLB.com after season...ranked as sixth-best prospect, best power hitter and best outfield arm in Twins system by *Baseball America*, entering 2023...ranked as seventh-best prospect in Twins system by MLB.com, entering 2023.

2021: Spent the entirety of his first full season with Low-A Cedar Rapids, except for a two-game rehab stint with the GCL Twins...notched his first career two-homer game on May 5 vs. Peoria, the second game of the season...went 3-for-4 with a career-high six RBI in the game...went 4-for-5 with one triple and one home run on May 20 vs. Beloit, setting a single-game career high in hits...missed time on the 7-day Injured List from May 26-July 20 with a right wrist sprain...later examinations revealed a broken hamate bone that required surgery...appeared in two games on rehab assignment with the GCL Twins, going 2-for-6 with two runs scored...recorded back-to-back three-hit games July 27-28 at Wisconsin, going a combined 6-for-9 with four runs scored, two doubles, three home runs and four RBI...had his second career two-homer game on July 27...overall, batted .264/.350/.508 (68-for-258) with 14 doubles, two triples, 15 home runs, 47 RBI, 28 walks and 39 runs scored in 66 games for the Kernels...played for Scottsdale in the Arizona Fall League after the season...batted .303 (20-for-66) with two doubles, six home runs, 15 RBI, nine walks, 11 runs scored, a .405 on-base percentage, a .606 slugging percentage and a 1.011 OPS in 18 games...ranked among the AFL league leaders in home runs (T-4th), slugging percentage (7th) and OPS (10th).

2020: Ranked by MLB.com as the 13th-best prospect in the Twins system...did not appear in a professional game as the minor league season was cancelled due to COVID-19...participated in instructional league in Fort Myers, FL in October.

2019: Made professional debut for Rookie-Elizabethton, playing in his first game June 20 vs. Bluefield...singled in his first career at-bat...hit safely in each of his first eight career games, batting .314 (11-for-35) with one homer and two RBI in that span...promoted to Low-A Cedar Rapids August 21 and finished the season with the Kernels...batted .258/.357/.452 (65-for-252) with 21 doubles, two triples, eight homers, 34 RBI, 42 runs scored and 24 walks in 65 games combined between Elizabethton and Cedar Rapids.

PROFESSIONAL: Selected by the Twins in the first round (39th overall) of the 2019 First-Year Player Draft; signed by scout Derrick Dunbar...originally selected by the Twins in the 32nd round of the 2016 First-Year Player Draft but opted to play college baseball...became the second player in Southern Mississippi history to be drafted by the Twins (Brian Dozier), and the highest Southern Mississippi player to be selected in the draft.

WALLNER'S PLAYING RECORD

YEAR	CLUB	AVG	G	AB	R	H	2B	3B	HR	RBI	SH	SF	HBP	BB	SO	SB	CS	OBP	OPS
2019	Elizabethton	.269	53	208	35	56	18	1	6	28	0	0	11	19	66	1	1	.361	.813
	Cedar Rapids	.205	12	44	7	9	3	1	2	6	0	0	4	5	14	0	0	.340	.794
2020		NO SEASON - DID NOT PLAY																	
2021	GCL Twins	.333	2	6	2	2	0	0	0	0	0	0	0	0	2	0	0	.333	.667
	Cedar Rapids	.264	66	258	39	68	14	2	15	47	0	1	7	28	98	0	1	.350	.858
2022	Wichita	.299	78	268	61	80	15	1	21	64	0	5	7	62	107	8	5	.436	1.033
	St. Paul	.247	50	190	29	47	17	3	6	31	0	0	4	35	63	1	0	.376	.839
	MINNESOTA	.228	18	57	4	13	3	0	2	10	0	0	2	6	25	1	0	.323	.709
2023	St. Paul	.291	67	254	50	74	20	3	11	47	0	2	10	39	87	0	0	.403	.927
	MINNESOTA	.249	76	213	42	53	11	1	14	41	0	0	13	28	80	2	1	.370	.877
2024	St. Paul	.259	67	259	45	67	15	1	19	53	0	3	3	32	91	5	0	.343	.888
	MINNESOTA	.259	75	220	26	57	17	1	13	37	0	1	16	24	95	3	0	.372	.894
	Minor League Totals	.271	395	1487	268	403	102	12	80	276	0	11	46	220	528	15	7	.379	.896
	Major League Totals	.251	169	490	72	123	31	2	29	88	0	1	31	58	200	6	1	.366	.866

WALLNER'S WILD CARD RECORD

YEAR	OPPONENT	AVG	G	AB	R	H	2B	3B	HR	RBI	SH	SF	HBP	BB	SO	SB	CS	OBP	OPS
2023	Toronto	.000	1	3	0	0	0	0	0	0	0	0	0	1	1	0	0	.250	.250

WALLNER'S DIVISION SERIES RECORD

YEAR	OPPONENT	AVG	G	AB	R	H	2B	3B	HR	RBI	SH	SF	HBP	BB	SO	SB	CS	OBP	OPS
2023	Houston	.000	3	5	1	0	0	0	0	0	0	0	1	2	4	0	0	.375	.375

WALLNER'S CAREER FIELDING RECORD

POSITION	PCT	G	PO	A	E	TC	DP	PB
Outfield	.988	139	235	6	3	244	1	—
Pitcher	.000	1	0	0	0	0	0	—
Fielding Totals	.984	140	235	6	4	245	1	—

WALLNER'S PROFESSIONAL INJURED LIST HISTORY

DATES	INJURY	LEVEL
September 25-end of 2024 season	Left Oblique Strain	Minnesota
May 26-July 20, 2021	Right Wrist Sprain	Low-A Cedar Rapids



73

PATRICK WINKEL
NON-ROSTER INVITE

C

H/W: 6-2/208 B/T: L/R
OPENING DAY AGE: 25
BORN: 1/27/2000 in New Haven, CT
RESIDES: Orange, CT

ACQUIRED: 9th RD, 2021 MLB Draft
M.L. SERVICE: None
OPTIONS USED: 0 of 3
CONTRACT STATUS: Signed thru 2025

PERSONAL: Patrick Winkel...also goes by Pat...X: @patrick_winkel...attended Amity Regional High School and was four-year letter winner...was a two-time member of Connecticut Baseball Class LL State Championship teams and a three-time CHSCA All-State selection...named 2018 Connecticut Baseball Gatorade Player of the Year...CHSCA 2018 Player of the Year...Collegiate Baseball Newspaper 2018 First Team High School All-American...participated twice in Area Code Games in Long Beach, CA, featuring the top high school players in the country...member of National Honor Society and earned first honors every semester in high school...favorite food is steak, favorite music genre is country and favorite movie is Lord of the Rings.

POSTSEASON CAREER: Has never appeared at major league level.

2024:

- Was an invite to Twins spring training for first time in career.
- Was reassigned to minor league camp on March 6 and assigned to Triple-A St. Paul, where he spent entire season.
- Recorded season-high three hits four times: April 5 at Nashville, July 20 at Toledo, July 25 vs. Omaha and September 2 vs. Iowa.
- Hit first professional grand slam on April 30 vs. Louisville.
- Hit .360 (18-for-50) with two doubles, three home runs, 11 RBI and a .976 OPS in 14 July games.
- Hit .237 (49-for-207) with six home runs and a .680 OPS against right-handed pitching, compared to .203 (14-for-69) with one home run and a .529 OPS vs. left-handed pitching.
- Ranked sixth on Saints in games (78) and doubles (16).
- Led Saints in games caught (68) and threw out 17% of runners attempting to steal (85 SB/18 CS)...additionally, played one game at first base (July 4 vs. Gwinnett).

2023: Was in Twins minor league spring training but appeared on major league side with Twins for several exhibition games as depth camp player...spent entire season with Double-A Wichita...hit safely in professional-high 10-straight games from June 10-25...reached base safely in professional-high 13-straight games from August 1-20, posting a .458 on-base percentage in that span (18 hits, 9 walks)...recorded at least one RBI in eight-straight games from August 4-16 (10 in that span)...hit .333 (23-for-69) with seven doubles, four home runs, 16 RBI and a 1.023 OPS in 19 August games for Wind Surge...hit .272 (73-for-268) with a .798 OPS against right-handed pitching and .222 (8-for-36) with a .703 OPS vs. left-handed pitching...caught 79 games (77 starts) for the Wind Surge, posting a caught stealing percentage of 19% (84 steals, 20 caught)...led club in games caught...ranked sixth on Wind Surge in games (88)...set professional career-highs in games (88), hits (81), doubles (16), RBI (48), walks (45) and runs scored (43).

2022: Spent the season the season with High-A Cedar Rapids, batting .254 (50-for-197) with nine doubles, six home runs, 30 RBI, 23 walks, 21 runs scored and a .721 OPS in 54 games...placed on 7-day Injured List with a stress reaction in back from April 8-May 23...caught 46 games (45 starts), posting a caught stealing percentage of 18% (55 steals, 12 caught).

2021: Spent first professional season with Low-A Fort Myers catching nine games, while playing three at first base...made professional debut on August 17 at Dunedin, recording first career hit (single) and RBI.

AMATEUR CAREER: Played two seasons collegiately for University of Connecticut from 2010-21...2021 ABCA First Team Northeast All-Region and All-BIG EAST Second Team...earned 2019 NCAA Oklahoma City Regional All-Tournament Team and Second Team ABCA All-Region honors...hit .320 in 13 games with the Bristol Blues in the Futures Collegiate Baseball League in 2018...played in 30 games for the Harwich Mariners in the Cape Cod Baseball League in 2019; hit .300 in the Cape Cod League Playoffs with three home runs and seven RBI in six games.

PROFESSIONAL: Selected by Minnesota in ninth round of 2021 First-Year Player Draft out of the University of Connecticut; signed by scout John Wilson...originally selected in 31st round by New York-Ark but elected to attend college.

WINKEL'S PLAYING RECORD

YEAR	CLUB	AVG	G	AB	R	H	2B	3B	HR	RBI	SH	SF	HBP	BB	SO	SB	CS	OBP	OPS
2021	Fort Myers	.243	21	70	7	17	5	0	1	11	0	0	1	13	22	0	0	.369	.726
2022	Cedar Rapids	.254	54	197	21	50	9	0	6	30	0	1	0	23	62	1	0	.330	.721
2023	Wichita	.266	88	304	43	81	16	1	10	48	0	4	3	45	86	3	1	.362	.786
2024	St. Paul	.228	78	276	23	63	16	0	7	38	0	1	1	19	90	0	0	.280	.642
Minor League Totals		.249	241	847	94	211	46	1	24	127	0	6	5	100	260	4	1	.330	.721

WINKEL'S PROFESSIONAL INJURED LIST HISTORY

DATES	INJURY		LEVEL
April 8-May 23, 2022	Back Stress Reaction		High-A Cedar Rapids



RHP

H/W: 6-4/227

B/T: R/R

ACQUIRED: Trade with TOR, 7/30/21

OPENING DAY AGE: 24

M.L. SERVICE: 165 days

BORN: 9/27/2000 in Sugar Land, TX

OPTIONS USED: 2 of 3

RESIDES: Houston, TX

CONTRACT STATUS: Signed thru 2025

PERSONAL: Simeon Woods Richardson...X: @simeon_woods...Instagram: @simeon_woods10...attended Kempner High School in Sugar Land, TX...on the Team USA roster at the 2021 World Baseball Softball Confederation (WBSC) Baseball Americas Qualifier — where he was roommates with Twins pitcher and fellow 2021 trade deadline acquisition Joe Ryan — prior to the 2020 Tokyo Olympics; was scheduled to start for Team USA against Puerto Rico, but game was cancelled due to weather...also won silver medal with Team USA at Tokyo Olympics; did not pitch in tournament...learned he was traded from Toronto to Minnesota when the Blue Jays' general manager called him at 3 a.m. Tokyo time...is friends with fellow trade deadline acquisition Austin Martin; the two were roommates in 2021 in Double-A Wichita...likes to cook, fish and draw in his spare time; claims he can cook almost anything...likes to draw his surroundings, from portraits to landscapes and anything else he sees around him...participated in 2023, '24 and '25 TwinsFest at Target Field...made debut wearing number 78 (first player or coach in Twins history), switching to number 24 during 2024-25 offseason — says his inspiration behind the number is Ken Griffey Jr. and Kobe Bryant.

CAREER HIGHLIGHTS: 2024 recipient of Bill Boni Award for Twins Outstanding Rookie, an award voted on by the Twin Cities chapter of the BBWAA...ranked as 29th-best prospect in Twins organization by *Baseball America* entering 2024...became heavily relied on as part of Twins rotation for most of 2024 along with fellow rookies David Festa and Zebby Matthews — essentially was club's third starter for second half of season, behind Pablo López and Bailey Ober...made one appearance in 2023 and one in 2022 for Minnesota...Twins are third organization (New York-NL - 2018-19 and Toronto - 2019-21) after being acquired by Minnesota via trade with the Blue Jays at the 2021 trade deadline, in a deal that sent José Berrios to Toronto...also part of a trade that sent Marcus Stroman from Toronto to the Mets in 2019...made major league debut in a start October 2, 2022 at Detroit...in 2022, ranked second among all Twins minor leaguers in WHIP (minimum of 70.0 IP), third in strikeouts, innings pitched and ERA (minimum of 70.0 IP) and was also tied for third in starts...finished 2022 as the sixth-best prospect in the Twins system, per MLB.com.

2024:

- Pitched in Twins spring training for second time in career and was optioned to Triple-A St. Paul on March 11.
- Began season in Saints' rotation as club's number two starter.
- Made two starts for Saints in early April and was recalled by Minnesota as 27th man on April 13...made Twins season debut, starting Game 2 of a doubleheader on April 13 at Detroit, allowing one run on two hits in 6.0 innings pitched, with one walk and five strikeouts earning first career win in a Twins 4-1 victory.
- Went back to St. Paul, where he made one start before being recalled by Twins on April 25, taking rotation and roster spot of Louis Varland (optioned)...spent rest of season in Twins rotation.
- Set season and career high with eight strikeouts in 6.0 scoreless innings of one-hit ball on May 6 vs. Seattle.
- Didn't allow a home run in 35.0 innings to start the season, from April 2 at Triple-A Nashville through the first inning on May 11 at Toronto.
- Went 1-0, 2.45 ERA (14.2 IP, 4 ER) in three April starts and 1-0, 2.84 ERA (25.1 IP, 8 ER) in five May starts...in May, ranked third among AL rookies in innings pitched and second in both ERA and opponent batting average.
- Struck out 26 batters in June, the most among AL rookies and tied for fifth most among all rookies in baseball...also ranked third among AL rookies in innings pitched (26.0).
- Made final start of season with Minnesota on September 25 vs. Miami, finishing with 28 starts, the most for a Twins rookie since Nick Blackburn started 33 in 2008...optioned after final start to make room for extra player.
- Held right-handed hitters to a .241 average with a .703 OPS with Minnesota, left-handed hitters to a .252 average and .685 OPS.
- Finished with 147.0 innings on season — 133.2 with Minnesota and 13.1 with St. Paul, most of professional career...his previous single-season high was 118.1 innings in 2023.
- Combined to go 5-6, 4.35 ERA (147.0 IP, 71 ER) with 53 walks, 129 strikeouts and a .251 opponent batting average in 31 starts between St. Paul and Minnesota.
- Posted a breaking ball run value of eight, ranking in the 91st percentile of baseball...held opponents to a .186 (8-for-43) average against his curveball and .214 (39-for-182) against his slider.
- Among all rookie pitchers in Twins history (minimum of 125.0 innings pitched), he finished second in strikeouts-per-9.0-innings pitched (7.9) and swing and miss percentage (22.3%),

CAREER HIGHS

IP: 7.0, 8/10/24 vs. CLE

SO: 8, 5/6/24 vs. SEA

Walks: 4, 6/14/24 vs. OAK

CG: --

Low-Hit CG: --

Win-Streak: 2, 8/16-8/21/24



MLB PITCHING LEADERS

BAA AMONG ROOKIES IN 2024 (min. 125 IP)

1. Luis Gil, NYY 189
2. Paul Skenes, PIT 198
3. Shota Imanaga, CHC 225
4. Tobias Myers, MIL 242
5. Simeon Woods Richardson, MIN... 246

LAST CHRISTMAS

Christmas 2024, Simeon paid off all his parent's debt as their gift. "That's really something that they spent all their time; their money; their blood, sweat and tears sometimes; trying to make it work for me. They gave me such a great lifestyle growing up that that's one thing I could do [for] a small glimpse of potentially paying them back."

fifth in opponent batting average (.246), tied for fifth in strikeouts (117), sixth in opponent OPS (.695), eighth in WHIP (1.29) and 11th in fielding independent pitching (4.04).

- * Finished second among AL rookies in ERA (minimum of 100.0 innings pitched)...also second in opponent batting average, and fourth in strikeouts and innings pitched.
- * Recipient of Bill Boni Award for Twins Outstanding Rookie, an award voted on by the Twin Cities chapter of the BBWAA.

2023: Pitched in Twins spring training for first time in career and optioned to Triple-A on March 11...made two starts for Saints from April 9-15 and was recalled by Minnesota on April 21 and made one relief appearance for Twins on April 22 vs. Washington, allowing five runs on seven hits in 4.2 innings pitched, with three walks and five strikeouts...optioned back to St. Paul one day later on April 23...pitched a season-high 7.0 innings on April 28 at Rochester...earned first win of season on July 2 vs. Gwinnett, the start of a four-game winning streak that went to August 8...struck out a season-high seven batters in July 8 at Iowa (5.0 IP)...named Twins minor league Pitcher of the Week on September 10, allowing one run in 6.0 innings pitched with four hits allowed, one walk and five strikeouts in a start at Louisville...went 7-1, 3.03 ERA (71.1 IP, 24 ER) with 35 walks, 60 strikeouts and a .205 opponent batting average in final 14 games (12 starts) from June 20-September 20...made 22 starts for Saints and three relief appearances, going 5-6, 5.21 ERA (103.2 IP, 60 ER) as a starter and 2-0, 4.30 ERA (14.2 IP, 7 ER) as a reliever...ranked second on Saints' staff in innings pitched (113.2) and starts (22), and third in strikeouts (96)...ranked as 29th best prospect in Twins organization by *Baseball America* entering 2024.

2022: Began season with Double-A Wichita...named Texas League Pitcher of the Month in April, going 2-0, 0.00 ERA (21.2 IP) with one unearned run, seven walks and 18 strikeouts in four starts for the Wind Surge...set minor league career-high with 10 strikeouts (5.0 IP) in final start for Wind Surge on August 16 vs. Tulsa...promoted to Triple-A St. Paul August 17...made Triple-A debut in a start August 21 vs. Scranton/Wilkes-Barre, allowing three runs on four hits in 3.0 innings pitched, with no walks and four strikeouts...went 1-0, 1.29 ERA (28.0 IP, 4 ER) with nine walks and 26 strikeouts in a five-start span from September 2-26 for Saints and had contract selected by Minnesota October 2...made major league debut in a start October 2 at Detroit, allowing three runs (2 earned) on three hits in 5.0 innings pitched, with two walks and three strikeouts and was dealt the loss in a Twins 5-2 defeat...allowed two unearned runs in the bottom of the first...struck out first career batter in the second inning, fanning Victor Reyes...became 13th Twin to debut in 2022, second-most in club history (14 in 2017)...at 22 years and five days old, he became youngest pitcher to debut in 2022 in all of baseball...optioned by Minnesota October 5 with one game remaining, making room on 28-man roster for Cole Sands...combined to go 5-4, 2.72 ERA (112.2 IP, 34 ER) with 38 walks, 118 strikeouts and a .199 opponents batting average in 24 games (23 starts) between Wichita, St. Paul and Minnesota...held left-handed batters to a .183 average, compared to .211 vs. right-handers...ranked second among all Twins minor leaguers in WHIP (minimum of 70.0 IP), third in strikeouts, innings pitched and ERA (minimum of 70.0 IP) and was also tied for third in starts...ranked as Twins sixth-best prospect in organization by MLB.com after season...ranked as Twins 10th-best prospect in Twins system by *Baseball America*, entering 2023...named right-handed starting pitcher on Twins' MiLB.com organizational All-Star team...ranked as eighth-best prospect in Twins system by MLB.com, entering 2023.

MLB PITCHING LEADERS

OPPONENT OPS AMONG ROOKIES IN 2024 (min. 125 IP)

1. Paul Skenes, PIT552
2. Luis Gil, NYY643
3. Shota Imanaga, CHC645
4. Tobias Myers, MIL682
5. Simeon Woods Richardson, MIN695

SIMEON SAYS

What is your favorite baseball memory growing up? "I'd probably have to say going to Cooperstown. We were all bunked up together with rooms with the whole team together. Core memories. Cooperstown is a pretty fun experience for those kids."

Most influential person in your life pertaining to baseball? "Probably my summer ball coach, Adam Dunn. He gave me a real glimpse of what major league is supposed to look like. He's a big ol' teddy bear but gave you words of wisdom and encouraging advice on taking the next step. I was 16-17 years old; I was on his summer ball team with team Mariucci at the time, he was my travel ball coach. He had just got done playing and he needed something to do, he was bored at the house, and he ended up actually loving his job."

What was your first job? "I worked behind the desk at a baseball complex doing retail, checking out people for cages and lessons, learning inventory. That was my first baseball job. Besides the game I play right now which is my job, which was the only job I had."

Any favorite Twins players growing up? "Well, yeah. They're in the building now. LaTroy Hawkins and Torii Hunter. They led great examples for this community and this team."

Favorite memory from minor league days? "I would have to say the winning dance and speech in Triple-A and Double-A. We would have to put on a speech, put on a dog mask, dance around, you do all kinds of stuff. So, we were winning, and we had to go do that. That was probably the best memories I have. That was what we had to do; new guys had to give a speech."

If you retired from baseball tomorrow, what would you do as a job or hobby? "I'd probably go to culinary school. I love to cook."

2021: Was a non-roster invitee to Toronto spring training, his first spring invite...pitched 8.0 scoreless innings (4 H, 2 BB, 8 K) over three games (1 start)...assigned to Double-A New Hampshire to begin the season...struck out seven-or-more batters in each of his first four starts, going 1-0, 2.37 ERA (19.0 IP, 5 ER) with eight walks and 31 strikeouts in that span...set a new single-game career high with nine strikeouts on June 20 vs. Hartford (5.0 IP)...matched that total on July 15 at Hartford (4.2 IP)...on the Temporary Inactive List from May 25-June 9 to join Team USA for the WBSC Baseball Americas Qualifier...did not pitch in the tournament but Team USA qualified for the Olympics...placed on the Temporary Inactive List again on July 20 to join Team USA for the Tokyo Olympics...won a silver medal, but did not pitch...acquired by the Twins alongside IF/OF Austin Martin in exchange for RHP José Berrios on July 30...was in Tokyo with Team USA at the time of the deal, alongside Team USA teammate and fellow Twins trade acquisition Joe Ryan...returned to the U.S. and made his first appearance for Double-A Wichita on September 4 at Arkansas...started and tossed 1.1 scoreless innings (3 BB, 2 K)...fanned five batters in 3.0 scoreless innings (2 H, 0 BB) on September 14 vs. Arkansas...overall went 3-5, 5.91 ERA (53.1 IP, 35 ER) with 34 walks and 77 strikeouts in 15 games (14 starts) combined between New Hampshire and Wichita...this included 1-1, 6.75 ERA (8.0 IP, 6 ER) with eight walks and 10 strikeouts in four games (3 starts) for the Wind Surge.

2020: Participated in summer camp at Rogers Centre in July...spent the regular season at the club's alternate training site in Rochester, NY.

2019: Started 2019 with Low-A Columbia in the Mets' system, going 3-8, 4.25 ERA (78.1 IP, 37 ER) with 17 walks and 97 strikeouts in 20 starts...dealt to Toronto in the Marcus Stroman trade on July 28...finished his campaign with six starts for High-A Dunedin...at 18 years old, was the youngest pitcher in the Florida State League...went 3-2, 2.54 ERA (28.1 IP, 8 ER) with seven walks and 29 strikeouts in six starts for Dunedin.

2018: Made his professional debut for the Rookie GCL Mets on July 22; tossed 1.0 scoreless inning (1 K)...posted five scoreless outings (2 starts, 11.1 IP, 2 ER) for the GCL Mets before being transferred to Rookie-Kingsport to finish the season...started twice for Kingsport, posting a 4.50 ERA (6.0 IP, 3 ER), no walks and 11 strikeouts...yielded three earned runs in his final outing of the season on August 29 at Johnson City, the only earned runs he allowed on the year...overall went a combined 1-0, 1.56 ERA (17.1 IP, 3 ER) with four walks, 26 strikeouts and a 1.10 WHIP in seven games (4 starts).

PROFESSIONAL: Originally selected by the New York Mets in the second round of the 2018 First-Year Player Draft out of Kempner High School (TX); signed by scout Ray Corbett...traded to the Toronto Blue Jays along with LHP Anthony Kay in exchange for RHP Marcus Stroman and cash considerations on July 28, 2019...acquired by Minnesota on July 30, 2021 along with UTL Austin Martin in exchange for RHP José Berrios.

WOODS RICHARDSON'S PITCHING RECORD																			
YEAR	CLUB	W-L	ERA	G	GS	CG	SH	SV	IP	H	R	ER	HR	HB	BB	SO	WP	K/9	BAA
2018	GCL Mets	1-0	0.00	5	2	0	0	1	11.1	9	2	0	0	0	4	15	0	11.9	.209
	Kingsport	0-0	4.50	2	2	0	0	0	6.0	6	3	3	1	0	0	11	0	16.5	.250
2019	Columbia	3-8	4.25	20	20	0	0	0	78.1	78	44	37	5	1	17	97	5	11.1	.256
	Dunedin	3-2	2.54	6	6	0	0	0	28.1	18	8	8	1	0	7	29	0	9.2	.182
2020	SPENT SEASON AT TOR ALTERNATE TRAINING SITE IN ROCHESTER, NY																		
2021	New Hampshire	2-4	5.76	11	11	0	0	0	45.1	42	33	29	5	1	26	67	7	13.3	.246
	Wichita	1-1	6.75	4	3	0	0	0	8.0	6	6	6	0	0	8	10	0	11.3	.207
2022	Wichita	3-3	3.06	16	15	0	0	0	70.2	56	25	24	4	3	26	77	5	9.8	.217
	St. Paul	2-0	2.21	7	7	0	0	0	36.2	21	10	9	2	0	10	38	1	9.3	.165
	MINNESOTA	0-1	3.60	1	1	0	0	0	5.0	3	3	2	1	0	2	3	1	5.4	.167
2023	St. Paul	7-6	4.91	24	22	0	0	0	113.2	109	68	62	13	1	61	96	3	7.6	.253
	MINNESOTA	0-0	9.64	1	0	0	0	0	4.2	7	5	5	1	0	3	5	0	9.6	.350
2024	St. Paul	0-1	6.08	3	3	0	0	0	13.1	16	9	9	0	1	5	12	0	8.1	.302
	MINNESOTA	5-5	4.17	28	28	0	0	0	133.2	125	63	62	16	3	48	117	3	7.9	.246
Minor League Totals		22-25	4.09	98	91	0	0	1	411.2	361	208	187	31	7	164	452	21	9.9	.234
Major League Totals		5-6	4.33	30	29	0	0	0	143.1	135	71	69	18	3	53	125	4	7.9	.247

WOODS RICHARDSON'S CAREER FIELDING RECORD								
POSITION	PCT	G	PO	A	E	TC	DP	PB
Pitcher	.846	30	11	8	3	22	2	—

WOODS RICHARDSON'S PROFESSIONAL INJURED LIST HISTORY		
DATES	INJURY	LEVEL
June 23-July 26, 2022	COVID IL	Double-A Wichita



TWINS ALL-TIME ROOKIE PITCHING LEADERS (min. 125 IP)		
K/9.0 IP	WHIFF PCT	OPP BATTING AVERAGE
1. Joe Ryan, 2022 9.24	1. Joe Ryan, 2022 25.7%	1. Joe Ryan, 2022211
2. Simeon Woods Richardson, 2024 .. 7.88	2. Simeon Woods Richardson, 2024 ... 22.3%	2. Doug Corbett, 1980213
3. Bert Blyleven, 1980 7.41	3. Mark Redman, 2000 20.5%	3. Bert Blyleven, 1970232
4. Mark Redman, 2000 6.96	4. Joe Mays, 1999 19.8%	4. Tom Hall, 1969243
5. Joe Mays, 1999 6.05	5. Kevin Tapani, 1990 18.0%	5. Simeon Woods Richardson, 2024246



19

HUASCAR YNOA

NON-ROSTER INVITE

RHP**H/W:** 6-3/240**B/T:** R/R**OPENING DAY AGE:** 26**BORN:** 5/28/1998 in Puerto Plata, DR**RESIDES:** Riverview, FL**ACQUIRED:** Signed as minor league free agent, 12/7/24**M.L. SERVICE:** 3 years, 117 days**OPTIONS USED:** 3 of 3**CONTRACT STATUS:** Signed thru 2025

PERSONAL: Huascar José Ynoa (pronounced WAH-scar ee-NO-ah)...X: @Theynoa19...Instagram: @theynoa... wife, Johemily - married in January of 2022...the couple has one daughter, born in 2024.

CAREER HIGHLIGHTS: Returns to Twins organization in 2025 after beginning career and pitching here from 2014-17...was part of Jaime Garcia trade that brought him to Atlanta at the trade deadline in 2017; Garcia made one start for Twins that week and was dealt to New York-AL immediately following an Oakland start...had Tommy John surgery in 2022...made major league debut on June 16, 2019 vs. Philadelphia...earned first major league win on April 23, 2021 vs. Arizona in a start, allowing two runs on two hits in 6.0 innings pitched...won four consecutive games between April 23-May 9, 2021, going 4-0 with a 1.11 ERA (3 ER/24.1 IP)...during that stretch he was sporting a 1.11 ERA on the mound and a 1.300 slugging percentage at the plate...drove in more runs at the plate (6) than he allowed (4) during that stretch...per Stats Perform, Ynoa was the first player to have a 1.300+ slugging percentage and a sub-1.30 ERA over a span of four starts (min. 10 PA) since Babe Ruth in 1916...per Stats Perform, Ynoa became the first pitcher to go 4-0 with at least six hits and six RBI over a four-start span since the Mets' Dwight Gooden did so over his last four starts of the 1985 season.

POSTSEASON CAREER: Was part of the 2021 World Champion Atlanta Braves...has pitched in two career games for Atlanta in Postseason, once in NLCS in 2020 and again in Division Series in 2021...**2021:** Made one relief appearance in NL Division Series Game 4 vs. Milwaukee on October 12, allowing two runs on two hits in 1.0 innings pitched, with one walk and two strikeouts...**2020:** Made one relief appearance in NLCS Game 3 vs. Los Angeles-NL on October 14, pitching 4.0 shutout innings, with one hit allowed, four walks and four strikeouts...did not appear again in Braves Postseason run as they went to beat Houston in the World Series.

2024:

- Did not appear in major leagues for first time in a season since 2018, spending season with Triple-A Gwinnett and FCL Braves (rehab assignment).
- Returned from Tommy John surgery after missing all of 2023 season.
- Began season in Triple-A Gwinnett starting rotation and made three starts before landing on 7-day Injured List on April 23 with a stress reaction in right elbow.
- Pitched in two games on rehab assignment with FCL Braves from July 16-22 and reinstated on June 16.
- Finished season in Strippers bullpen, going 0-2, 12.86 ERA (7.0 IP, 10 ER) in final six appearances from September 3-22.
- Elected free agency on November 22 and signed minor league contract with Twins with spring training invite on December 7, returning to original organization.

2023: Did not pitch after undergoing season-ending Tommy John surgery in 2022...underwent successful surgery on September 7, 2022 to reconstruct the ulnar collateral ligament in right arm...procedure performed by Dr. Keith Meister in Arlington, TX.

2022: Made just two starts for Atlanta, going 0-2 with a 13.50 ERA (6.2 IP, 10 ER) and six walks against eight strikeouts...was optioned to Triple-A Gwinnett on April 18 and went on to make 18 appearances and 17 starts with the Strippers, going 5-6 with a 5.68 ERA (77.2 IP, 49 ER)...he fanned 87 batters in 77.2 innings, walking 35...underwent successful surgery on September 7 to reconstruct the ulnar collateral ligament in his right arm, and missed the remainder of the season...the procedure was performed by Dr. Keith Meister in Arlington, TX.

2021: Made a career-most 17 starts in 2021 and appeared in 18 total games, going 4-6 with a 4.05 ERA (91.0 IP, 41 ER) and striking out exactly 100 batters...opened the season going 4-1 with a 2.23 ERA (40.1 IP, 10 ER) over his first eight games, including seven starts...in his ninth game, May 16 at Milwaukee, allowed nine hits and five runs over 4.1 innings, and fractured his pitching hand following his exit...missed 81 games on the Injured List before returning on August 17 at Miami...in nine games after his return, went 0-4 with a 5.05 ERA (46.1 IP, 26 ER), despite holding opponents to just a .231 average...in 2021, made nine starts at Truist Park, going 3-3 and pitching to a 2.88 ERA (50.0 IP, 16 ER) while allowing opponents to bat just .182...in nine total games on the road, including eight starts, went 1-3 with a 5.49 ERA (41.0 IP, 25 ER) and yielding a .270 batting average...won four consecutive games between April 23 - May 9, going 4-0 with a 1.11 ERA (24.1 IP, 3 ER)...during that stretch he was sporting a 1.11 ERA on the mound and a 1.300 slugging percentage at the plate...drove in more runs at the plate (6) than he allowed (4) during that stretch...per Stats Perform, Ynoa was the first player to have a 1.300+ slugging percentage and a sub-1.30 ERA over a span of four starts (min. 10 PA) since Babe Ruth in 1916...per Stats Perform, Ynoa became the first pitcher to go 4-0 with at least six hits and six RBI over a four-start span since the Mets' Dwight Gooden did so over his last four starts of the 1985 season...in his first start at Truist Park this season, April 12 vs. Miami, allowed just three hits and one run over a career-most 6.0 innings...struck out 10 Marlins batters, a new career-high total...became just the 10th player in franchise history since 1900 to have a 10-strikeout game within his first 15 career appearances, and the first since Max Fried struck out 11 Cardinals on June 30, 2018.

CAREER HIGHS

IP: 7.0, 5/4/21 at WAS**SO:** 10, 4/12/21 vs. MIA**Walks:** 4, 2x, 4/18/22 at LAD**CG:** - -**Low-Hit CG:** - -**Win-Streak:** 4, 4/23-5/9/21

2020: Made five starts and appeared in nine total games in his second major league season with Atlanta, pitching to a 5.82 ERA (21.2 IP, 14 ER) without a decision...his five starts tied for fourth most in the Braves rotation...pitched to a 8.53 ERA (12.2 IP, 12 ER) in five starts and a 2.00 ERA (2 ER/9.0 IP) in four relief appearances...set new single-game career highs in strikeouts (5) and innings pitched (4.0) during his start against Baltimore on September 15...three out of his four relief appearances were of at least 2.0 innings...appeared in Game 3 of the NLCS and threw 4.0 shutout innings with four strikeouts while holding Los Angeles to just one hit in his postseason debut...his relief appearance came after Game 3 starter Kyle Wright and reliever Grant Dayton surrendered a combined 11 runs in the first inning.

2019: Pitched in 26 games, including 17 starts, across three levels of the minors, appearing with High-A Florida, Double-A Mississippi and Triple-A Gwinnett...combined to go 4-8 with a 5.09 ERA (97.1 IP, 55 ER) between the three levels, striking out 110 over 97.1 innings.

2018: Combined to go 8-12 with a 4.56 ERA (116.1 IP, 59 ER) in 24 starts between Single-A Rome and High-A Florida...ranked in the Top 10 among Atlanta farmhands in wins (T5th, 8) and strikeouts (6th, 131)...entered the year tabbed by *Baseball America* as Atlanta's No. 25 prospect...had his contract selected by Atlanta on November 20.

2017: Traded from Twins to Atlanta on July 24, 2017 as part of a deadline deal, in exchange for left-handed pitcher Jaime Garcia, catcher Anthony Recker and cash considerations...ranked as Minnesota's No. 22 prospect at the time he was acquired...made 13 starts in the Appalachian League across two different organizations, combining to go 0-4 with a 5.26 ERA (51.1 IP, 30 ER) and 50 strikeouts between Elizabethton of the Twins system and Danville of the Braves.

2016: Assigned to GCL Twins on June 3 and spent entire season there...led team in starts and strikeouts, and finished third in innings pitched...finished tied for second in games started among GCL pitchers, and .228 opponent batting average was fifth-best...9.0 strikeouts per nine innings ranked second in GCL among qualified pitchers.

2015: Began professional career with the DSL Twins in the starting rotation...tied for team lead in starts, had the second lowest ERA among DSL Twins starters...rated as the 25th-best prospect in the Twins system by *Baseball America* following the season.

2014: Named the 27th best prospect in the Twins system by *Baseball America* entering 2015.

PROFESSIONAL: Originally signed by Minnesota as non-drafted free agent on July 2, 2014; signed by scout Fred Guerrero...traded from Twins to Atlanta on July 24, 2017 as part of a deadline deal, in exchange for left-handed pitcher Jaime Garcia, catcher Anthony Recker and cash considerations...elected free agency after 2024 season and signed minor league contract with invite to Twins spring training on December 7, 2024.

YNOA'S PITCHING RECORD

YEAR	CLUB	W-L	ERA	G	GS	CG	SHO	SV	IP	H	R	ER	HR	HB	BB	SO	WP	K/9	BAA
2016	DSL Twins	2-5	2.70	14	14	0	0	0	56.2	43	25	17	1	4	30	47	10	7.5	.207
2016	GCL Twins	3-5	3.18	11	11	0	0	0	51.0	44	22	18	1	4	12	51	3	9.0	.228
2017	Elizabethton	0-1	5.26	6	6	0	0	0	25.2	28	16	15	1	1	14	23	1	8.1	.277
	Danville	0-3	5.26	7	7	0	0	0	25.2	24	17	15	1	3	15	27	2	9.5	.238
2018	Florida	1-4	8.03	6	6	0	0	0	24.2	33	23	22	1	0	12	31	1	11.3	.317
	Rome	7-8	3.63	18	18	0	0	0	91.2	69	49	37	7	7	42	100	9	9.8	.205
2019	Florida	0-1	3.27	3	3	0	0	0	11.0	10	4	4	0	2	6	16	2	13.1	.233
	Mississippi	1-2	5.27	6	0	0	0	1	13.2	17	8	8	2	0	5	15	2	9.9	.298
	Gwinnett	3-5	5.33	17	14	0	0	0	72.2	80	47	43	14	4	34	79	3	9.8	.275
	ATLANTA	0-0	18.00	2	0	0	0	0	3.0	6	6	6	1	0	1	3	0	9.0	.400
2020	ATLANTA	0-0	5.82	9	5	0	0	0	21.2	23	14	14	2	2	13	17	2	7.1	.277
2021	Rome	0-1	27.00	1	1	0	0	0	2.0	8	6	6	0	0	1	2	0	9.0	.571
	Gwinnett	0-0	4.32	2	2	0	0	0	8.1	8	6	4	1	1	4	11	0	11.9	.250
	ATLANTA	4-6	4.05	18	17	0	0	0	91.0	76	42	41	14	4	25	100	4	9.9	.224
2022	Gwinnett	5-6	5.68	18	17	0	0	0	77.2	73	51	49	14	1	35	87	3	10.1	.246
	ATLANTA	0-2	13.50	2	2	0	0	0	6.2	11	10	10	2	0	6	8	1	10.8	.355
2023	INJURED - DID NOT PITCH																		
2024	FCL Braves	0-1	8.10	2	2	0	0	0	3.1	4	3	3	1	0	0	1	0	2.7	.286
	Gwinnett	1-3	6.15	12	5	0	0	0	26.1	27	19	18	3	2	13	22	1	7.5	.273
Minor League Totals		23-45	4.75	123	106	0	0	1	490.1	468	296	259	47	29	223	512	37	9.4	.247
Major League Totals		4-8	5.22	31	24	0	0	0	122.1	116	72	71	19	6	45	128	7	9.4	.247

YNOA'S DIVISION SERIES RECORD

YEAR	OPPONENT	W-L	ERA	G	GS	CG	SH	SV	IP	H	R	ER	HR	HB	BB	SO	WP	K/9	BAA
2021	Milwaukee	0-0	18.00	1	0	0	0	0	1.0	2	2	2	1	0	1	2	0	18.0	.400

YNOA'S LEAGUE CHAMPIONSHIP SERIES RECORD

YEAR	OPPONENT	W-L	ERA	G	GS	CG	SH	SV	IP	H	R	ER	HR	HB	BB	SO	WP	K/9	BAA
2020	Los Angeles-NL	0-0	0.00	1	0	0	0	0	4.0	1	0	0	0	1	4	4	0	9.0	.077

YNOA'S CAREER FIELDING RECORD

POSITION	PCT	G	PO	A	E	TC	DP	PB
Pitcher	1.000	31	11	18	0	29	1	—

YNOA'S PROFESSIONAL INJURED LIST HISTORY

DATES	INJURY		LEVEL
April 23-June 16, 2024	Right Elbow Stress Reaction		Triple-A Gwinnett
August 29, 2022-end of 2023 season	Tommy John Surgery/Recovery		Atlanta
May 17-August 17, 2021	Right Hand Fracture		Atlanta

Twins

TICKET TUESDAY

Listen Tuesday mornings
to Thunder & PT on 102.9
for your chance to win!

102.9 
THE WOLF


Audacy

2024 YEAR IN REVIEW



TWINS FINAL CLUB STATISTICS 2024

BATTING: (6TH IN A.L.)

PLAYER	AVG	G	AB	R	H	2B	3B	HR	RBI	SH	SF	HB	BB	SO	SB	CS	GIDP	OBP
Byron Buxton	.279	102	355	62	99	27	3	18	56	0	2	11	20	99	7	2	3	.335
Jair Camargo	.000	5	6	1	0	0	0	0	0	0	0	0	1	3	0	0	0	.143
Diego A. Castillo	.333	4	6	3	2	1	0	0	2	0	0	0	2	1	0	0	0	.500
Willi Castro	.247	158	558	89	138	31	5	12	60	1	4	21	51	150	14	9	8	.331
Carlos Correa	.310	86	319	55	99	20	2	14	54	0	4	3	40	61	0	0	5	.388
Kyle Farmer	.214	107	215	26	46	13	1	5	25	0	2	6	19	49	3	5	6	.293
Michael Helman	.300	9	10	2	3	2	0	0	0	0	0	0	0	3	0	0	0	.300
Ryan Jeffers	.226	122	412	56	93	22	0	21	64	1	6	14	32	94	3	0	9	.300
Edouard Julien	.199	94	266	36	53	9	0	8	21	0	0	2	33	102	6	0	2	.292
DaShawn Keirseay Jr.	.154	6	13	1	2	0	0	1	1	0	0	1	0	1	0	0	0	.214
Max Kepler	.253	105	368	43	93	21	1	8	42	0	3	5	22	80	1	0	3	.302
Alex Kirilloff	.201	57	159	20	32	8	3	5	20	0	3	1	15	47	0	0	5	.270
Trevor Larnach	.259	112	355	59	92	17	0	15	52	0	2	3	40	89	4	1	12	.338
Brooks Lee	.221	50	172	9	38	6	1	3	27	0	2	0	11	27	3	0	6	.265
Royce Lewis	.233	82	292	40	68	16	0	16	47	0	5	0	28	74	0	0	5	.295
Manny Margot	.238	129	315	37	75	17	1	4	31	1	3	3	21	54	5	0	10	.289
Austin Martin	.253	93	233	41	59	18	1	1	16	2	0	2	20	47	7	3	4	.318
Jose Miranda	.284	121	401	44	114	28	4	9	49	0	4	6	18	66	2	2	13	.322
Carlos Santana	.238	150	521	63	124	26	0	23	71	0	2	6	65	99	4	0	11	.328
Christian Vázquez	.221	93	294	29	65	10	0	7	27	5	4	1	11	65	3	1	11	.248
Matt Wallner	.259	75	220	26	57	17	1	13	37	0	1	16	24	95	3	0	2	.372
MINNESOTA	.246	162	5490	742	1352	309	23	183	702	10	47	101	473	1306	65	23	115	.315

PITCHING: (10TH IN A.L.)

PITCHER	W	L	ERA	G	GS	CG	SHO	SV	IP	H	R	ER	HR	HB	BB	SO	WP	BK	AVG
Jorge Alcala	4	3	3.24	54	0	0	0	0	58.1	40	23	21	8	3	20	58	4	0	.190
Scott Blewett	1	1	1.77	12	0	0	0	0	20.1	17	5	4	2	1	8	18	0	0	.224
Caleb Boushley	0	0	4.50	2	0	0	0	0	4.0	6	2	2	0	0	2	1	0	0	.333
Matt Bowman	0	0	2.35	5	0	0	0	0	7.2	2	2	2	1	2	4	6	0	0	.080
Diego Castillo	0	0	2.70	7	0	0	0	0	10.0	8	3	3	0	0	8	6	1	0	.235
Willi Castro	0	0	0.00	2	0	0	0	0	1.1	0	0	0	0	0	0	0	0	0	.000
Randy Dobnak	0	0	5.59	5	0	0	0	0	9.2	11	6	6	1	0	5	7	1	0	.275
Daniel Duarte	1	0	2.25	2	0	0	0	0	4.0	2	1	1	1	0	1	3	0	0	.143
Jhoan Duran	6	9	3.64	58	0	0	0	23	54.1	48	30	22	4	6	15	66	1	1	.235
Kyle Farmer	0	0	6.75	3	0	0	0	0	4.0	7	3	3	0	0	1	0	0	0	.389
David Festa	2	6	4.90	14	13	0	0	0	64.1	62	36	35	9	2	23	77	2	1	.247
Kody Funderburk	1	0	6.49	27	0	0	0	1	34.2	41	26	25	4	5	15	32	4	1	.301
Brent Headrick	0	0	3.00	1	0	0	0	0	3.0	2	1	1	1	0	2	5	0	0	.182
Ronny Henriquez	1	1	3.26	16	1	0	0	0	19.1	20	8	7	2	2	5	15	1	0	.267
Cole Irvin	0	1	12.27	4	0	0	0	0	3.2	6	5	5	1	1	4	2	1	0	.375
Jay Jackson	1	2	7.52	20	0	0	0	0	26.1	28	24	22	7	0	9	29	0	0	.267
Griffin Jax	5	5	2.03	72	0	0	0	10	71.0	47	19	16	4	2	15	95	4	0	.184
Pablo López	15	10	4.08	32	32	0	0	0	185.1	180	90	84	26	8	41	198	3	0	.252
Zebby Matthews	1	4	6.69	9	9	0	0	0	37.2	51	31	28	11	2	11	43	1	0	.311
Bailey Ober	12	9	3.98	31	31	1	0	0	178.2	136	81	79	27	6	43	191	1	0	.208
Steven Okert	3	2	5.09	44	1	0	0	1	35.1	37	22	20	6	3	16	33	2	0	.266
Chris Paddack	5	3	4.99	17	17	0	0	0	88.1	102	50	49	14	1	21	79	3	0	.283
Trevor Richards	0	1	4.15	10	0	0	0	1	13.0	8	6	6	0	2	11	13	7	0	.182
Joe Ryan	7	7	3.60	23	23	0	0	0	135.0	110	59	54	19	5	23	147	2	1	.217
Cole Sands	9	1	3.28	62	0	0	0	4	71.1	59	30	26	6	6	12	85	3	1	.221
Josh Staumont	1	0	3.70	25	0	0	0	0	24.1	17	12	10	0	1	14	18	1	0	.200
Brock Stewart	0	0	5.17	16	0	0	0	0	15.2	15	9	9	2	0	8	20	0	0	.254
Caleb Thielbar	2	4	5.32	59	0	0	0	3	47.1	50	33	28	6	0	24	53	2	0	.266
Michael Tonkin	0	0	3.86	13	0	0	0	0	16.1	18	7	7	0	2	7	22	0	0	.286
Justin Topa	0	0	0.00	3	0	0	0	0	2.1	1	0	0	0	0	0	2	0	0	.125
Louie Varland	0	6	7.61	16	7	0	0	0	49.2	68	44	42	12	4	16	49	0	0	.318
Matt Wallner	0	0	0.00	1	0	0	0	0	1.1	2	0	0	0	0	0	0	0	0	.333
Josh Winder	0	0	3.00	4	0	0	0	0	9.0	7	4	3	0	2	1	10	0	0	.212
Simeon Woods Richardson	5	5	4.17	28	28	0	0	0	133.2	125	63	62	16	3	48	117	3	0	.246
MINNESOTA	82	80	4.26	162	162	1	8	43	1440.1	1333	735	682	190	69	433	1500	47	5	.242

TWINS FINAL CLUB STATISTICS 2024

	HOME		ROAD		TOTALS	
AMERICAN LEAGUE	W	L	W	L	W	L
VS. BALTIMORE	0	3	0	3	0	6
VS. BOSTON	2	1	1	2	3	3
VS. NEW YORK	0	3	0	3	0	6
VS. TAMPA BAY	1	2	2	2	3	4
VS. TORONTO	2	1	2	1	4	2
TOTALS VS. EAST	5	10	5	11	10	21
VS. CHICAGO	7	0	5	1	12	1
VS. CLEVELAND	2	4	1	6	3	10
VS. DETROIT	3	3	4	3	7	6
VS. KANSAS CITY	5	2	2	4	7	6
TOTALS VS. CENTRAL	17	9	12	14	29	23
VS. HOUSTON	2	1	2	1	4	2
VS. LOS ANGELES	2	1	3	0	5	1
VS. OAKLAND	4	0	2	1	6	1
VS. SEATTLE	3	1	2	1	5	2
VS. TEXAS	2	1	3	1	5	2
TOTALS VS. WEST	13	4	12	4	25	8
TOTALS VS. A.L.	35	23	29	29	64	52
NATIONAL LEAGUE	W	L	W	L	W	L
VS. ARIZONA	-	-	2	1	2	1
VS. ATLANTA	0	3	-	-	0	3
VS. CHICAGO	-	-	1	2	1	2
VS. CINCINNATI	1	2	-	-	1	2
VS. COLORADO	2	1	-	-	2	1
VS. LOS ANGELES	1	2	-	-	1	2
VS. MIAMI	1	2	-	-	1	2
VS. MILWAUKEE	0	2	1	1	1	3
VS. NEW YORK	-	-	1	2	1	2
VS. PHILADELPHIA	2	1	-	-	2	1
VS. PITTSBURGH	-	-	1	2	1	2
VS. ST. LOUIS	1	2	-	-	1	2
VS. SAN DIEGO	-	-	1	2	1	2
VS. SAN FRANCISCO	-	-	1	2	1	2
VS. WASHINGTON	-	-	2	1	2	1
TOTALS VS. N.L.	8	15	10	13	18	28
OVERALL TOTALS	43	38	39	42	82	80
DOUBLEHEADERS (HOME)	WON 2	LOST 0	SPLIT 0			
DOUBLEHEADERS (ROAD)	WON 1	LOST 1	SPLIT 1			
	HOME		ROAD		TOTALS	
	W	L	W	L	W	L
SHUTOUTS	4	4	4	6	8	10
SHO - INDIVIDUAL	0	0	0	0	0	0
EXTRA INNINGS	1	5	4	4	5	9
ONE-RUN DECISIONS	12	8	10	12	22	20
TWO-RUN DECISIONS	8	6	5	8	13	14
VS. LH STARTERS	10	8	11	17	21	25
VS. RH STARTERS	33	30	28	25	61	55
GRASS FIELDS	43	38	30	37	73	75
ARTIFICIAL FIELDS	0	0	9	5	9	5
DAY GAMES	18	12	19	15	37	27
NIGHT GAMES	25	26	20	27	45	53
ATTENDANCE						
HOME	1,951,616 (81 DATES)		24,094 AVG			
ROAD	2,080,805 (79 DATES)		26,339 AVG			

TWINS VS LEFT-HANDERS 2024

BATTER	AB	H	2B	3B	HR	RBI	BB	IBB	SO	AVG	OBP	SLG
Burton, B	94	28	8	1	3	13	7	0	26	.298	.359	.500
Camargo, J	3	0	0	0	0	0	0	0	1	.000	.000	.000
Castillo, D	3	1	1	0	0	0	1	0	0	.333	.500	.667
Castro, W	153	37	8	1	4	12	9	0	42	.242	.288	.386
Correa, C	77	24	4	1	5	15	9	2	15	.312	.386	.584
Farmer, K	107	28	6	1	3	10	8	1	22	.262	.331	.421
Helman, M	10	3	2	0	0	0	0	0	3	.300	.300	.500
Jeffers, R	129	32	7	0	9	18	7	0	34	.248	.305	.512
Julien, E	29	5	1	0	1	1	3	0	14	.172	.273	.310
Keirsey Jr., D	4	0	0	0	0	0	0	0	0	.000	.000	.000
Kepler, M	77	21	5	0	2	10	2	0	19	.273	.305	.416
Kirilloff, A	6	1	0	0	0	1	0	0	0	.167	.250	.167
Larnach, T	22	5	2	0	0	1	0	0	7	.227	.261	.318
Lee, B	49	12	1	0	1	4	2	0	9	.245	.269	.327
Lewis, R	87	22	4	0	4	14	13	2	21	.253	.343	.437
Margot, M	156	42	10	0	3	16	13	0	25	.269	.322	.391
Martin, A	70	17	6	0	0	3	8	0	15	.243	.329	.329
Miranda, J	133	30	7	0	2	15	4	0	27	.226	.250	.323
Santana, C	147	42	7	0	12	29	15	2	28	.286	.356	.578
Vazquez, C	90	18	3	0	3	11	3	0	21	.200	.223	.333
Wallner, M	38	7	0	1	1	3	5	0	21	.184	.295	.316
MINNESOTA	1484	375	82	5	53	176	109	7	350	.253	.310	.422
PITCHER	AB	H	2B	3B	HR	RBI	BB	SO	BAA	OBP	SLG	OPS
Alcala, J	96	18	4	0	4	15	10	30	.188	.264	.354	.618
Blewett, S	29	8	2	0	2	2	5	9	.276	.382	.552	.934
Boushley, C	7	5	2	0	0	2	1	1	.714	.750	1.000	1.750
Bowman, M	12	2	0	0	1	2	2	4	.167	.333	.417	.750
Castillo, D	13	3	0	0	0	2	3	2	.231	.353	.231	.584
Castro, W	3	0	0	0	0	0	0	0	.000	.000	.000	.000
Dobnak, R	18	6	0	0	1	2	3	4	.333	.429	.500	.929
Duarte, D	4	1	1	0	0	0	1	0	.250	.400	.500	.900
Duran, J	101	22	5	1	2	13	5	33	.218	.279	.347	.626
Farmer, K	10	5	1	1	0	2	0	0	.500	.500	.800	1.300
Festa, D	120	28	5	2	4	14	13	38	.233	.313	.408	.721
Funderburk, K	52	15	4	1	0	11	9	19	.288	.406	.404	.810
Headrick, B	5	2	1	0	1	1	1	0	.400	.500	1.200	1.700
Henriquez, R	34	11	0	1	2	7	3	7	.324	.378	.559	.937
Irvin, C	5	3	0	0	0	0	2	0	.600	.750	.600	1.350
Jackson, J	46	15	0	1	5	12	4	13	.326	.380	.696	1.076
Jax, G	120	24	5	1	2	10	8	40	.200	.256	.308	.564
López, P	352	94	16	0	13	38	20	87	.267	.310	.423	.733
Matthews, Z	92	29	4	0	8	19	9	23	.315	.382	.620	1.002
Ober, B	306	58	14	1	12	31	15	87	.190	.233	.359	.592
Okert, S	57	11	3	0	1	5	4	14	.193	.266	.298	.564
Paddack, C	178	54	6	0	7	21	12	32	.303	.347	.455	.802
Richards, T	19	3	1	0	0	1	5	3	.158	.385	.211	.596
Ryan, J	241	49	8	3	9	26	11	61	.203	.243	.373	.616
Sands, C	106	28	4	0	3	16	7	33	.264	.319	.387	.706
Staumont, J	33	8	1	0	0	8	4	9	.242	.324	.273	.597
Stewart, B	27	8	2	0	0	1	2	6	.296	.345	.370	.715
Thielbar, C	90	22	5	0	1	12	10	28	.244	.320	.333	.653
Tonkin, M	30	6	0	0	0	5	2	11	.200	.242	.200	.442
Topa, J	5	1	0	0	0	2	0	1	.200	.200	.200	.400
Varland, L	114	37	4	0	6	20	6	26	.325	.366	.518	.884
Wallner, M	2	0	0	0	0	0	0	0	.000	.000	.000	.000
Winder, J	16	2	0	0	0	1	1	5	.125	.222	.125	.347
Woods Richardson, S	214	54	6	0	6	18	20	49	.252	.321	.364	.685
MINNESOTA	2557	632	104	12	90	319	198	675	.247	.307	.403	.710

TWINS VS RIGHT-HANDERS 2024

2024 REVIEW

BATTER	AB	H	2B	3B	HR	RBI	BB	IBB	SO	AVG	OBP	SLG
Buxton, B	261	71	19	2	15	43	13	1	73	.272	.326	.533
Camargo, J	3	0	0	0	0	0	1	0	2	.000	.250	.000
Castillo, D	3	1	0	0	0	2	1	0	1	.333	.500	.333
Castro, W	405	101	23	4	8	48	42	0	108	.249	.346	.385
Correa, C	242	75	16	1	9	39	31	2	46	.310	.388	.496
Farmer, K	108	18	7	0	2	15	11	0	27	.167	.258	.287
Jeffers, R	283	61	15	0	12	46	25	0	60	.216	.297	.396
Julien, E	237	48	8	0	7	20	30	0	88	.203	.295	.325
Keirsey Jr., D	9	2	0	0	1	1	0	0	1	.222	.300	.556
Kepler, M	291	72	16	1	6	32	20	0	61	.247	.301	.371
Kirilloff, A	153	31	8	3	5	19	15	0	47	.203	.271	.392
Larnach, T	333	87	15	0	15	51	40	1	82	.261	.342	.441
Lee, B	123	26	5	1	2	23	9	2	18	.211	.263	.317
Lewis, R	205	46	12	0	12	33	15	0	53	.224	.274	.459
Margot, M	159	33	7	1	1	15	8	0	29	.208	.257	.283
Martin, A	163	42	12	1	1	13	12	0	32	.258	.313	.362
Miranda, J	268	84	21	4	7	34	14	1	39	.313	.356	.500
Santana, C	374	82	19	0	11	42	50	1	71	.219	.318	.358
Vázquez, C	204	47	7	0	4	16	8	0	44	.230	.259	.324
Wallner, M	182	50	17	0	12	34	19	0	74	.275	.387	.566
MINNESOTA	4006	977	227	18	130	526	364	8	956	.244	.317	.407

PITCHER	AB	H	2B	3B	HR	RBI	BB	SO	BAA	OBP	SLG	OPS
Alcala, J	114	22	4	1	4	13	10	28	.193	.273	.351	.624
Blewett, S	47	9	3	0	0	3	3	9	.191	.255	.255	.510
Boushley, C	11	1	0	0	0	0	1	0	.091	.167	.091	.258
Bowman, M	13	0	0	0	0	0	2	2	.000	.188	.000	.188
Castillo, D	21	5	0	1	0	4	5	4	.238	.385	.333	.718
Castro, W	1	0	0	0	0	0	0	0	.000	.000	.000	.000
Dobnak, R	22	5	2	1	0	3	2	3	.227	.292	.409	.701
Duarte, D	10	1	0	0	1	1	0	3	.100	.100	.400	.500
Duran, J	103	26	7	0	2	13	10	33	.252	.330	.379	.709
Farmer, K	8	2	0	0	0	1	1	0	.250	.333	.250	.583
Festa, D	131	34	9	1	5	20	10	39	.260	.315	.458	.773
Funderburk, K	84	26	6	0	4	20	6	13	.310	.365	.524	.889
Headrick, B	6	0	0	0	0	0	1	5	.000	.143	.000	.143
Henriquez, R	41	9	1	0	0	1	2	8	.220	.289	.244	.533
Irvin, C	11	3	1	0	1	4	2	2	.273	.357	.636	.993
Jackson, J	59	13	4	0	2	8	5	16	.220	.281	.390	.671
Jax, G	136	23	2	2	2	13	7	55	.169	.214	.257	.471
López, P	363	86	17	0	13	46	21	111	.237	.286	.391	.677
Matthews, Z	72	22	5	0	3	11	2	20	.306	.333	.500	.833
Ober, B	349	78	15	4	15	45	28	104	.223	.285	.418	.703
Okert, S	82	26	4	1	5	18	12	19	.317	.411	.573	.984
Paddack, C	182	48	10	0	7	22	9	47	.264	.298	.434	.732
Richards, T	25	5	0	0	0	3	6	10	.200	.333	.200	.533
Ryan, J	266	61	16	3	10	26	12	86	.229	.269	.425	.694
Sands, C	161	31	6	0	3	14	5	52	.193	.227	.286	.513
Staumont, J	52	9	0	0	0	8	10	9	.173	.308	.173	.481
Stewart, B	32	7	1	0	2	5	6	14	.219	.342	.438	.780
Thielbar, C	98	28	4	0	5	18	14	25	.286	.365	.480	.845
Tonkin, M	33	12	2	0	0	4	5	11	.364	.475	.424	.899
Topa, J	3	0	0	0	0	0	0	1	.000	.000	.000	.000
Varland, L	100	31	4	0	6	25	10	23	.310	.377	.530	.907
Wallner, M	4	2	1	0	0	2	0	0	.500	.500	.750	1.250
Winder, J	17	5	1	0	0	3	0	5	.294	.300	.353	.653
Woods Richardson, S	295	71	15	1	10	34	28	68	.241	.303	.400	.703
MINNESOTA	2952	701	140	15	100	388	235	825	.237	.299	.397	.696

DID YOU Know?

...that during his career, Kirby Puckett's .318 career batting average was the third-highest among his peers, trailing only Wade Boggs (.333) and Tony Gwynn (.337).

TWINS DAY-BY-DAY 2024

Date	Opp.	Score	W/L	Rcd.	Pos.	GB	Attendance	Hm Att.	Date	Winner/Loser/Save
MARCH/APRIL (16-13)		Batting: .235 (230-for-978)				Pitching: 16-13-8, 3.92 (257.1 IP, 112 ER)				
28	----- at KC	4-1	W	1-0	T-2nd	-0.5	38,775			López/Ragans/Jax
29	----- OFF-DAY				1-0 T-2nd	-0.5				
30	----- at KC	5-1	W	2-0	T-2nd	-0.5	19,461			Jax/Smith
31	----- at KC	0-11	L	2-1	3rd	-1.0	13,005			Singer/Ober
1	----- OFF-DAY				T-2nd	-1.5				
2	----- at MIL	2-3	L	2-2	3rd	-2.0	41,659			Peguero/Varland/Uribe
3	----- at MIL	7-4	W	3-2	3rd	-1.5	17,854			Duarte/Payamps
4	----- CLE	2-4	L	3-3	3rd	-2.0	35,595	35,595		Bibee/López/Clase
5	----- OFF-DAY				T-3rd	-2.5				
6	----- CLE	1-3	L	3-4	4th	-3.0	25,806	61,401		Sandlin/Ryan/Clase
7	----- CLE#				4th	-3.0				PPD, inclement weather – rescheduled as part of doubleheader on 8/9
8	----- LAD	2-4	L	3-5	4th	-4.0	15,177	76,578		Paxton/Jackson/Phillips
9	----- LAD	3-6	L	3-6	4th	-4.0	17,024	93,602		Glasnow/Varland
10	----- LAD	3-2	W	4-6	4th	-4.0	18,640	112,242		Funderburk/Vesia/Okert
11	----- at DET##				4th	-4.0				PPD, inclement weather – rescheduled as part of doubleheader on 4/13
12	----- at DET	2-8	L	4-7	4th	-4.5	12,434			Skubal/López
13	----- at DET	^11-5	W	5-7	4th	-3.5	--			Alcala/Lange
	----- at DET##	4-1	W	6-7	4th	-3.0	22,548			Woods Richardson/Manning/Sands
14	----- at DET	3-4	L	6-8	4th	-3.5	17,317			Vest/Jax/Foley
15	----- at BAL	4-7	L	6-9	4th	-4.5	14,611			Tate/Varland/Kimbrel
16	----- at BAL	3-11	L	6-10	4th	-5.5	18,108			Rodriguez/Paddack
17	----- at BAL	2-4	L	6-11	4th	-5.5	15,860			Kimbrel/Jax
18	----- OFF-DAY				6-11 4th	-6.0				
19	----- DET	4-5	L	6-12	4th	-7.0	13,849	126,091		Chafin/Thielbar/Foley
20	----- DET	4-3	W	7-12	4th	-7.0	20,064	146,155		Ober/Olson/Jax
21	----- DET	2-6	L	7-13	4th	-8.0	17,757	163,912		Mize/Varland
22	----- CWS	7-0	W	8-13	4th	-7.5	12,443	176,355		Paddack/Cannon
23	----- CWS	6-5	W	9-13	4th	-7.5	11,223	187,578		Jackson/Wilson
24	----- CWS	6-3	W	10-13	4th	-6.5	12,546	200,124		Ryan/Crochet/Jax
25	----- CWS	6-3	W	11-13	4th	-6.5	20,363	220,487		Sands/Banks/Jax
26	----- at LAA	5-3	W	12-13	4th	-5.5	31,087			Ober/Sandoval/Thielbar
27	----- at LAA	16-5	W	13-13	4th	-5.5	44,478			Paddack/Soriano
28	----- at LAA	11-5	W	14-13	4th	-4.5	38,955			López/Detmers
29	----- at CWS	3-2	W	15-13	4th	-4.0	10,772			Jax/Brebbia/Thielbar
30	----- at CWS	6-5	W	16-13	4th	-3.0	11,609			Thielbar/Kopech/Duran
MAY (16-12)		Batting: .229 (211-for-920)				Pitching: 16-12-11, 4.25 (247.2 IP, 117 ER)				
1	----- at CWS	10-5	W	17-13	4th	-3.0	12,216			Ober/Leone
2	----- OFF-DAY				17-13 4th	-2.5				
3	----- BOS	5-2	W	18-13	3rd	-1.5	24,488	244,975		Paddack/Houck/Duran
4	----- BOS	3-1	W	19-13	T-2nd	-1.5	23,587	268,562		López/Booser/Sands
5	----- BOS	2-9	L	19-14	T-2nd	-2.5	29,638	298,200		Bernardino/Ryan
6	----- SEA	3-1	W	20-14	T-2nd	-2.5	14,384	312,584		Jax/Castillo/Thielbar
7	----- SEA	6-10	L	20-15	T-2nd	-2.5	14,710	327,294		Stanek/Alcala
8	----- SEA	6-3	W	21-15	T-2nd	-2.5	15,685	342,979		Paddack/Kirby/Duran
9	----- SEA	11-1	W	22-15	T-2nd	-1.5	22,154	365,133		López/Gilbert
10	----- at TOR	3-2	W	23-15	T-2nd	-0.5	34,205			Ryan/Kikuchi/Jax
11	----- at TOR	8-10	L	23-16	T-2nd	-0.5	35,069			Swanson/Jackson/Romano
12	----- at TOR	5-1	W	24-16	T-2nd	-0.5	32,200			Ober/Manoah
13	----- OFF-DAY				24-16 2nd	-1.0				
14	----- NYY	1-5	L	24-17	3rd	-2.0	23,805	388,938		Rodón/Paddack
15	----- NYY	0-4	L	24-18	3rd	-2.0	22,235	411,173		Stroman/López
16	----- NYY	0-5	L	24-19	3rd	-2.5	31,569	442,742		Schmidt/Ryan
17	----- at CLE	2-3	L	24-20	3rd	-3.5	30,121			Herrin/Duran/Clase
18	----- at CLE	4-11	L	24-21	3rd	-4.5	35,545			Allen/Ober
19	----- at CLE	2-5	L	24-22	3rd	-5.5	25,136			Clase/Duran
20	----- at WSH	3-12	L	24-23	3rd	-6.5	16,979			Parker/López
21	----- at WSH	10-0	W	25-23	3rd	-6.5	23,597			Ryan/Corbin
22	----- at WSH	3-2	W	26-23	3rd	-6.5	21,837			Okert/Irvin/Duran
23	----- OFF-DAY				26-23 3rd	-6.5				
24	----- TEX	3-2	W	27-23	3rd	-6.5	21,857	464,599		Ober/Ureña/Duran
25	----- TEX	5-3	W	28-23	3rd	-6.5	30,957	495,556		Sands/Robertson/Duran
26	----- TEX	2-6	L	28-24	3rd	-7.5	27,917	523,473		Latz/López
27	----- KC	6-5	W	29-24	3rd	-6.5	17,508	540,981		Ryan/Marsh/Duran
28	----- KC	4-2	W	30-24	3rd	-6.5	15,174	556,155		Woods Richardson/Ragans/Duran
29	----- KC	1-6	L	30-25	3rd	-6.5	18,130	574,285		Lugo/Ober
30	----- KC	7-6	W	31-25	3rd	-6.0	22,542	596,827		Thielbar/Stratton/Duran
31	----- at HOU	6-1	W	32-25	3rd	-6.0	36,903			López/Blanco

TWINS DAY-BY-DAY 2024

2024 REVIEW

JUNE (15-12)		Batting: .282 (266-for-944)		Pitching: 15-12-5, 4.10 (239.1 IP, 109 ER)			
1	----- at HOU	2-5	L 32-26 3rd	-7.0	33,855		Valdez/Ryan/Hader
2	----- at HOU	4-2	W 33-26 3rd	-6.0	34,242		Okert/Pressly/Duran
3	----- OFF-DAY		33-26 3rd	-6.0			
4	----- at NYY	1-5	L 33-27 3rd	-7.0	37,139		Gil/Ober
5	----- at NYY	5-9	L 33-28 3rd	-7.5	43,202		Rodón/Paddack
6	----- at NYY	5-8	L 33-29 3rd	-7.5	41,380		Weaver/López/Holmes
7	----- at PIT	0-3	L 33-30 3rd	-7.5	19,552		Keller/Ryan/Bednar
8	----- at PIT	0-4	L 33-31 3rd	-8.5	29,700		Stratton/Woods Richardson
9	----- at PIT	^11-5	W 34-31 3rd	-8.5	24,463		Duran/Heller
10	----- COL	5-0	W 35-31 3rd	-8.0	19,901	616,728	Paddack/Hudson
11	----- COL	4-5	L 35-32 3rd	-9.0	21,998	638,726	Quantrill/Thielbar/Kinley
12	----- COL	17-9	W 36-32 3rd	-8.0	18,875	657,601	López/Gomber
13	----- OAK	6-2	W 37-32 3rd	-7.5	23,229	680,830	Ryan/Medina
14	----- OAK	^6-5	W 38-32 3rd	-7.5	35,631	716,461	Duran/Alexander
15	----- OAK###		3rd	-7.0			PPD due to rain - rescheduled as split doubleheader on 6/16
16	----- OAK	6-2	W 39-32 3rd	-6.0	33,835	750,296	Ober/Sears/Duran
17	----- OAK###	8-7	W 40-32 3rd	-6.0	20,787	771,083	Staumont/Jiménez/Jax
18	----- OFF-DAY		3rd	-5.5			
19	----- TB	7-6	W 41-32 2nd	-4.5	17,342	788,425	Duran/Fairbanks
20	----- TB	^2-3	L 41-33 2nd	-5.5	20,712	809,137	Adam/Alcala/Maton
21	----- TB	^6-7	L 41-34 3rd	-6.5	24,863	834,000	Fairbanks/Jax
22	----- at OAK	5-6	L 41-35 3rd	-7.5	9,158		Newcomb/Duran/Miller
23	----- at OAK	10-2	W 42-35 2nd	-7.5	9,299		Ober/Sears
24	----- at OAK	3-0	W 43-35 2nd	-7.5	18,491		López/Harris/Jax
25	----- OFF-DAY		43-35 2nd	-8.0			
26	----- at AZ	4-5	L 43-36 2nd	-9.0	21,485		Ginkel/Ryan/Sewald
27	----- at AZ	8-3	W 44-36 2nd	-8.0	16,396		Woods Richardson/Nelson
28	----- at AZ	13-6	W 45-36 2nd	-7.0	22,671		Festa/Montgomery
29	----- at SEA	^2-3	L 45-37 2nd	-7.0	44,924		StaneK/Sands
30	----- at SEA	5-1	W 46-37 2nd	-7.0	35,551		López/Miller
31	----- at SEA	5-3	W 47-37 2nd	-6.0	33,367		Sands/StaneK/Duran
JULY (12-11)		Batting: .263 (211-for-803)		Pitching: 12-11-5, 4.46 (204.0, 101 ER)			
1	----- OFF-DAY		47-37 2nd	-6.0			
2	----- DET	5-3	W 48-37 2nd	-6.0	19,609	853,609	Alcala/Vest/Duran
3	----- DET	2-9	L 48-38 2nd	-6.0	25,053	878,662	Montero/Festa
4	----- DET	12-3	W 49-38 2nd	-6.0	20,893	899,555	Ober/Maeda
5	----- HOU	12-13	L 49-39 2nd	-6.0	28,129	927,684	King/López/Hader
6	----- HOU	9-3	W 50-39 2nd	-6.0	31,431	959,115	Ryan/Brown
7	----- HOU	3-2	W 51-39 2nd	-6.0	28,056	987,171	Duran/Hader
8	----- at CWS	^8-6	W 52-39 2nd	-5.0	10,881		Duran/Shuster/Funderburk
9	----- at CWS###		2nd -5.5				PPD due to rain - rescheduled as part of traditional DH 7/10
10	----- at CWS	1-3	L 53-40 2nd	-5.0			Fedde/Ober/Kopech
11	----- at CWS###	3-2	W 54-40 2nd	-5.0	13,607		Okert/Soroka/Duran
12	----- OFF-DAY		54-40 2nd	-4.5			
13	----- at SF	1-7	L 54-41 2nd	-4.5	34,106		Harrison/Ryan
14	----- at SF	4-2	W 55-41 2nd	-4.5	32,582		Sands/Rogers/Duran
15	----- at SF	3-2	L 55-42 2nd	-4.5	34,115		Walker/Duran
16	----- ALL STAR BREAK						
17	----- ALL STAR GAME	American League - 5, National League - 3					Miller/Greene/Clase
18	----- ALL STAR BREAK						
19	----- ALL STAR BREAK						
20	----- ALL STAR BREAK						
21	----- MIL	55-42 2nd	-5.0				
22	----- MIL	^4-8	L 54-43 2nd	-5.0	*41,679	1,028,850	Junis/Okert
23	----- MIL	7-8	L 54-44 T-2nd	-5.0	36,327	1,065,177	Koenig/Jax/Megill
24	----- PHI	7-2	W 55-44 T-2nd	-4.0	29,904	1,095,081	Ober/Suárez/Sands
25	----- PHI	0-3	L 55-45 T-2nd	-5.0	31,272	1,126,353	Soto/Duran
26	----- PHI	5-4	W 56-45 2nd	-4.5	33,813	1,160,166	Duran/Soto
27	----- OFF-DAY		56-45 2nd	-4.5			
28	----- at DET	9-3	W 57-45 2nd	-4.5	27,778		López/Montero
29	----- at DET	2-7	L 57-46 2nd	-4.5	35,138		Skubal/Ryan
30	----- at DET	5-0	W 58-46 2nd	-4.5	24,264		Ober/Faedo
31	----- at NYM	2-15	L 58-47 2nd	-5.5	28,507		Quintana/Woods Richardson
32	----- at NYM	0-2	L 58-47 T-2nd	-6.5	27,767		Manaea/Festa/Diaz
33	----- at NYM	8-3	W 59-47 T-2nd	-6.0	28,875		López/Severino

TWINS DAY-BY-DAY 2024

AUGUST (14-14)		Batting: .252 (234-for-929)		Pitching: 14-14-6, 4.19 (249.1 IP, 116 ER)			
1	----- OFF-DAY			59-47	3rd	-6.5	
2	----- CWS	10-2	W	60-47	3rd	-6.5	30,801 1,190,967 Ryan/Martin
3	----- CWS	6-2	W	61-47	2nd	-5.5	*38,289 1,229,256 Ober/Toussaint
4	----- CWS	13-7	W	62-47	2nd	-4.5	28,302 1,257,558 Sands/Flexen
5	----- at CHC	3-0	W	63-47	2nd	-3.5	35,382 Festa/Hendricks/Jax
6	----- at CHC	3-7	L	63-48	2nd	-4.0	36,653 Imanaga/López
7	----- at CHC	2-8	L	63-50	2nd	-3.5	35,059 J. López/Richards
8	----- OFF-DAY				2nd	-3.5	
9	----- CLE#	4-2	W	64-50	2nd	-2.5	23,217 1,280,775 Ober/Cantillo/Duran
	----- CLE	6-3	W	65-50	2nd	-1.5	28,605 1,309,380 Sands/Cobb/Richards
10	----- CLE	1-2	L	65-51	2nd	-2.5	30,314 1,339,694 Williams/Woods Richardson/Clase
11	----- CLE	3-5	L	65-52	2nd	-3.5	30,084 1,369,778 Bibee/Thielbar/Clase
12	----- KC	8-3	W	66-52	2nd	-3.5	22,173 1,391,951 López/Singer
13	----- KC	13-3	W	67-52	2nd	-3.5	25,885 1,417,836 Matthews/Lugo
14	----- KC	1-4	L	67-53	2nd	-4.5	27,560 1,445,396 Ragans/Varland/Erceg
15	----- at TEX	3-2	W	68-53	2nd	-4.0	29,558 Alcala/Yates/Duran
16	----- at TEX	4-3	W	69-53	2nd	-3.0	28,705 Woods Richardson/Heaney/Duran
17	----- at TEX	5-2	W	70-53	2nd	-2.0	31,192 Henriquez/Eovaldi/Sands
18	----- at TEX	^5-6	L	70-54	2nd	-2.0	30,735 Chafin/Duran
19	----- at SD	3-5	L	70-55	2nd	-2.5	40,220 King/Matthews/Suarez
20	----- at SD	5-7	L	70-56 T-2nd		-3.5	39,143 Scott/Okert/Suarez
21	----- at SD	11-4	W	71-56 T-2nd		-2.5	36,589 Woods Richardson/Waldron
22	----- OFF-DAY			71-56 T-2nd		-2.0	
23	----- STL	1-6	L	71-57	3rd	-2.0	29,634 1,475,030 Pallante/Festa
24	----- STL	6-0	W	72-57 T-2nd		-2.0	35,183 1,510,213 López/Gray
25	----- STL	2-3	L	72-58 T-2nd		-3.0	28,018 1,538,231 Armstrong/Duran/Helsley
26	----- ATL	6-10	L	72-59	3rd	-2.5	18,974 1,557,205 Fried/Ober
27	----- ATL	^6-8	L	72-60	3rd	-2.5	20,200 1,577,405 Iglesias/Duran
28	----- ATL	1-5	L	72-61	3rd	-3.5	19,142 1,596,547 Sale/Festa
29	----- OFF-DAY			72-61	3rd	-3.5	
30	----- TOR	2-0	W	73-61	3rd	-3.5	24,623 1,621,170 López/Gausman/Duran
31	----- TOR	0-15	L	73-62	3rd	-3.5	30,517 1,651,687 Berrios/Matthews
SEPT (9-18)		Batting: .218 (200-for-916)		Pitching: 9-18-6, 4.71 (242.2 IP, 127 ER)			
1	----- TOR	4-3	W	74-62 T-2nd		-3.5	32,774 1,684,461 Jax/Green/Duran
2	----- at TB	5-4	W	75-62	2nd	-3.5	11,636 Alcala/Littell/Duran
3	----- at TB	1-2	L	75-63	2nd	-4.5	10,531 Springs/Festa/Cleavinger
4	----- at TB	4-9	L	75-64 T-2nd		-4.5	11,513 Alexander/Varland
5	----- at TB	4-3	W	76-64	2nd	-4.0	10,584 López/Bradley/Duran
6	----- at KC	0-5	L	76-65	3rd	-5.0	19,484 Ragans/Matthews
7	----- at KC	2-4	L	76-66	3rd	-5.0	29,160 Lynch IV/Duran/Erceg
8	----- at KC	0-2	L	76-67	3rd	-5.0	26,477 Wachu/Woods Richardson/Erceg
9	----- LAA	2-6	L	76-68	3rd	-6.0	14,445 Detmers/Festa/Suarez
10	----- LAA	10-5	W	77-68	3rd	-6.0	18,311 1,717,217 López/Canning
11	----- LAA	6-4	W	78-68	3rd	-6.0	15,660 1,732,877 Sands/Kochanowicz/Duran
12	----- OFF-DAY			78-68	3rd	-5.5	
13	----- CIN	4-8	L	78-69	3rd	-5.5	27,170 1,760,047 Aguiar/Ober
14	----- CIN	1-11	L	78-70	3rd	-6.5	28,881 1,788,928 Martinez/Woods Richardson/Suter
15	----- CIN	9-2	W	79-70	3rd	-6.5	22,545 1,811,473 Sands/Lowder
16	----- at CLE	3-4	L	79-71	3rd	-7.5	17,559 Walters/Jax/Clase
17	----- at CLE	4-1	W	80-71	3rd	-6.5	17,391 Sands/Williams/Jax
18	----- at CLE	^4-5	L	80-72	3rd	-7.5	19,391 Gaddis/Henriquez
19	----- at CLE	^2-3	L	80-73 T-3rd		-8.5	21,707 Morgan/Thielbar
20	----- at BOS	^4-2	W	81-73	3rd	-8.5	33,052 Blewett/Criswell/Jax
21	----- at BOS####				3rd	-8.0	PPD due to rain - rescheduled as traditional doubleheader on 9/22
22	----- at BOS	1-8	L	81-74	4th	-8.5	32,307 Pivetta/López
	----- at BOS####	3-9	L	81-75	4th	-8.5	31,941 Crawford/Irvin
23	----- OFF-DAY			81-75	4th	-8.5	
24	----- MIA	1-4	L	81-76	4th	-9.5	21,983 1,833,456 Weathers/Ober/Tinoco
25	----- MIA	8-3	W	82-76	4th	-9.5	18,162 1,851,618 Jax/Petersen
26	----- MIA	^6-8	L	82-77	4th	-10.0	17,341 1,868,959 Maldonado/Blewett/McCaughan
27	----- BAL	2-7	L	82-78	4th	-10.0	26,058 1,895,017 Povich/López
28	----- BAL	2-9	L	82-79	4th	-10.0	30,558 1,925,575 Davidson/Matthews
29	----- BAL	2-6	L	82-80	4th	-10.5	26,041 1,951,616 Suárez/Ober

^ - Denotes Extra-Innings (Twins went 5-9 in extras in 2024)

* - Denotes Sellout (2 in 2024)

- PPD game from 4/7 ## - PPD game from 4/11 ##### - PPD game from 9/21

- PPD game from 6/15 #### - PPD game from 7/9



HOME GAMES



ROAD GAMES

TWINS HOME RUNS 2024

HOME RUNS BY POSITION

C	1B	2B	3B	SS	LF	CF	RF	DH	PH	TOTAL
24	25	14	19	21	16	21	17	24	2	183

BYRON BUXTON (18)

No.	Date	Opp.
1	4/23	@CWS
2	5/21	@WSH
3	5/21	@WSH
4	6/11	COL
5	6/23	@OAK
6	6/25	@ARI
7	6/27	@ARI
8	6/29	@SEA
9	7/6	HOU
10	7/21	MIL
11	7/21	MIL
12	7/26	@DET
13	7/31	@NYM
14	8/2	CWS
15	8/11	CLE
16	8/11	CLE
17	9/13	CIN
18	9/25	MIA

WILLI CASTRO (12)

No.	Date	Opp.
1	4/13	@DET
2	4/24	CWS
3	5/8	SEA
4	5/21	WSH
5	6/12	COL
6	6/21	@OAK
7	6/26	@ARI
8	8/2	CWS
9	8/12	KC
10	8/15	@TEX
11	8/25	STL
12	9/18	@CLE

CARLOS CORREA (14)

No.	Date	Opp.
1	4/9	LAD
2	5/8	SEA
3	5/20	@WSH
4	5/22	@WSH
5	6/6	@NYM
6	6/13	OAK
7	6/16	OAK
8	6/16	OAK
9	6/28	@SEA
10	7/2	DET
11	7/5	HOU
12	7/8	@CWS
13	7/10	@CWS
14	9/27	MIA

KYLE FARMER (5)

No.	Date	Opp.
1	8/13	KC
2	8/26	ATL
3	9/4	@TB
4	9/9	LAA
5	9/10	LAA

RYAN JEFFERS (21)

No.	Date	Opp.
1	4/3	@MIL
2	4/9	LAD
3	4/13	@DET
4	4/25	CWS
5	4/27	@LAA
6	5/5	BOS
7	5/7	SEA
8	5/9	SEA
9	5/11	@TOR
10	5/14	NYM
11	5/30	KC
12	5/30	KC
13	6/25	@ARI
14	7/4	DET
15	7/29	@NYM
16	8/3	CWS

Runs Pitcher

1	Steven Wilson
1	Patrick Corbin
2	Patrick Corbin
1	Victor Vodnik
1	Hogan Harris
1	Brandon Pfaadt
3	Scott McGough
3	Trent Thornton
2	Rafael Montero
1	Aaron Civale
1	Trevor Megill
1	Keider Montero
1	Luis Severino
2	Peralder Berroa
1	Tanner Bibee
2	Nick Sandlin
1	Julian Aguilar
1	Edward Cabrera

EDOUARD JULIEN (8)

No.	Date	Opp.
1	4/4	CLE
2	4/10	LAD
3	4/10	LAD
4	4/13	@DET
5	4/22	CWS
6	4/25	CWS
7	4/25	CWS
8	9/5	@TB

DaSHAWN KEIRSEY JR. (1)

No.	Date	Opp.
1	9/29	BAL

MAX KEPLER (8)

No.	Date	Opp.
1	4/27	@LAA
2	5/4	BOS
3	5/9	SEA
4	5/22	@WSH
5	6/14	OAK
6	6/18	TB
7	8/3	CWS
8	8/13	KC

ALEX KIRILLOFF (5)

No.	Date	Opp.
1	4/9	LAD
2	5/1	@CWS
3	5/17	@CLE
4	5/24	TEX
5	5/25	TEX

TREVOR LARNACH (15)

No.	Date	Opp.
1	4/19	DET
2	4/24	CWS
3	5/28	SEA
4	5/27	KC
5	5/31	@HOU
6	6/2	@HOU
7	6/16	OAK
8	6/30	@SEA
9	7/8	@CWS
10	7/21	MIL
11	7/26	@DET
12	8/17	@TEX
13	8/24	STL
14	8/24	STL
15	9/2	@TB

BROOKS LEE (3)

No.	Date	Opp.
1	7/6	HOU
2	7/10	CWS
3	9/2	@TB

ROYCE LEWIS (16)

No.	Date	Opp.
1	3/28	@KC
2	6/4	@NYM
3	6/5	@NYM
4	6/10	COL
5	6/12	COL
6	6/16	OAK
7	6/16	OAK
8	6/19	TB
9	6/20	TB
10	6/21	@OAK
11	7/27	@DET
12	8/2	CWS
13	8/4	CWS

Joey Cantillo

1	Andrew Heaney
2	Tyler Mahle
2	Martin Pérez
2	Keegan Akin

Runs Pitcher

1	Tanner Bibee
1	Bobby Miller
1	Alex Vesia
1	Matt Manning
1	Chris Flexen
1	Michael Soroka
1	John Brebbia
3	Taj Bradley

14 8/6 @CHC

15	8/12	KC
16	9/1	TOR

MANNY MARGOT (4)

No.	Date	Opp.
1	4/8	LAD
2	6/22	@OAK
3	7/2	DET
4	8/5	@CHC

AUSTIN MARTIN (1)

No.	Date	Opp.
1	4/21	DET

JOSE MIRANDA (9)

No.	Date	Opp.
1	4/15	@BAL
2	4/25	CWS
3	5/19	@CLE
4	5/21	@WSH
5	5/27	KC
6	6/2	@HOU
7	6/16	OAK
8	6/20	TB
9	7/5	HOU

CARLOS SANTANA (23)

No.	Date	Opp.
1	4/25	CWS
2	4/26	@LAA
3	4/27	@LAA
4	4/29	@CWS
5	5/10	@TOR
6	5/11	@TOR
7	5/12	@TOR
8	5/31	@HOU
9	6/5	@NYM
10	6/11	COL
11	6/16	OAK
12	6/20	TB
13	7/13	@SF
14	7/20	MIL
15	8/9	CLE
16	8/14	KC
17	8/16	@TEX
18	8/18	@TEX
19	9/3	@TB
20	9/4	@TB
21	9/10	LAA
22	9/15	CIN
23	9/19	BAL

CHRISTIAN VÁZQUEZ (7)

No.	Date	Opp.
1	4/14	@DET
2	6/6	@NYM
3	7/3	DET
4	7/7	HOU
5	7/26	@DET
6	8/6	@CHC
7	8/13	KC

MATT WALLNER (13)

No.	Date	Opp.
1	4/13	@DET
2	7/8	@CWS
3	7/10	@CWS
4	7/24	PHI
5	7/26	@DET
6	7/31	@NYM
7	8/9	CLE
8	8/21	@SD
9	8/24	STL
10	8/26	ATL
11	9/5	@TB
12	9/10	LAA
13	9/11	LAA

Runs Pitcher

2	Shota Imanaga
2	Brady Singer
3	Chad Green

Runs Pitcher

2	James Paxton
3	JP Sears
1	Tarik Skubal
1	Kyle Hendricks

Runs Pitcher

1	Alex Faedo
---	------------

Runs Pitcher

1	Cole Irvin
1	Steven Wilson
1	Tanner Bibee
2	Patrick Corbin
2	Alec Marsh
1	Hunter Brown
1	Dany Jiménez
3	Pete Fairbanks
1	Shawn Dubin

Runs Pitcher

1	Steven Wilson
1	Patrick Sandoval
3	José Cisneros
2	Garrett Crochet
1	Yusei Kikuchi
1	Kevin Gausman
3	Alex Manoah
1	Alex Speas
1	Carlos Rodón
2	Tyler Kinley
2	Brady Basso
1	Chris Devenski
1	Taylor Rogers
2	Jacob Junis
1	Joey Cantillo
1	Cole Ragans
3	Andrew Heaney
1	Kirby Yates
1	Jeffrey Springs
2	Tyler Alexander
2	Griffin Canning
2	Justin Wilson
1	Albert Suárez

Runs Pitcher

1	Jack Flaherty
1	Marcus Stroman
1	Keider Montero
1	Josh Hader
2	Joey Wentz
1	Drew Smyly
1	Seth Lugo

Runs Pitcher

3	Zach McKinstry
2	Jordan Leasure
1	Jordan Leasure
1	Aaron Nola
2	Keider Montero
2	Luis Severino
1	Alex Cobb
3	Matt Waldron
1	Kyle Leathy
1	Dylan Lee
1	Taj Bradley
1	Griffin Canning
1	Jack Kochanowicz

TWINS HOME RUNS 2024

HIGHEST EXIT VELOCITY

Wallner.....	116.8 mph (1B), 7/7 vs. HOU
Wallner.....	116.7 mph (HR), 7/8 at CWS
Kepler.....	115.4 mph (LO), 4/25 vs. CWS
Wallner.....	114.4 mph (2B), 8/7 at CHC
Wallner.....	114.3 mph (LO), 7/23 vs. PHI
Wallner.....	114.2 mph (2B), 8/28 vs. ATL
Wallner.....	114.1 mph (HR), 9/10 vs. LAA
Correa.....	113.9 mph (1B), 5/24 vs. TEX
Jeffers.....	113.9 mph (LO), 5/10 at TOR
Santana.....	113.6 mph (HR), 9/4 at TB
Buxton.....	113.2 mph (2B), 8/4 vs. CWS
Larnach.....	113.2 mph (GO), 6/28 at SEA
Wallner.....	112.9 mph (HR), 7/24 vs. PHI
Buxton.....	112.7 mph (HR), 6/23 at OAK
Larnach.....	112.5 mph (HR), 9/2 at TB
Jeffers.....	112.0 mph (HR), 4/25 vs. ATL
Wallner.....	112.3 mph (GO), 8/23 vs. STL
Castro.....	112.3 mph (1B), 6/8 at PIT
Correa.....	112.2 mph (2B), 5/28 vs. KC
Larnach.....	112.1 mph (FO), 9/15 vs. CIN
Correa.....	112.1 mph (1B), 6/27 at AZ
Correa.....	112.1 mph (1B), 6/26 at AZ
Correa.....	112.0 mph (1B), 6/18 vs. TB

LONGEST HOME RUNS

Buxton.....	456 ft., 6/27 at AZ (McGough)
Buxton.....	450 ft., 9/25 vs. MIA (Cabrera)
Wallner.....	444 ft., 9/10 vs. LAA (Canning)
Correa.....	442 ft., 4/9 vs. LAD (Brogdon)
Wallner.....	442 ft., 7/31 at NYM (Severino)
Larnach.....	441 ft., 5/27 vs. KC (Marsh)
Wallner.....	441 ft., 7/24 vs. PHI (Nola)
Buxton.....	439 ft., 6/11 vs. COL (Vodnik)
Miranda.....	437 ft., 5/27 vs. KC (Marsh)
Wallner.....	435 ft., 9/11 vs. LAA (Kochanowicz)
Buxton.....	435 ft., 7/31 at NYM (Severino)
Lewis.....	435 ft., 6/10 vs. COL (Mears)
Larnach.....	433 ft., 4/23 vs. CWS (Kopech)
Castro.....	432 ft., 5/8 vs. SEA (Kirby)
Buxton.....	432 ft., 6/23 at OAK (Harris)
Wallner.....	430 ft., 8/25 vs. STL (Leahy)
Castro.....	430 ft., 6/12 vs. COL (Gomber)
Castro.....	428 ft., 6/26 at AZ (Hughes)
Lewis.....	428 ft., 6/4 at NYY (Kahnle)
Correa.....	428 ft., 5/20 at WSH (Parker)
Farmer.....	427 ft., 8/13 vs. KC (Smith)
Correa.....	427 ft., 9/26 vs. MIA (Bellozo)
Miranda.....	427 ft., 6/16 vs. OAK (Jiménez)

TWINS POSITION PLAYERS WHO HAVE PITCHED

PLAYER	DATE	OPP	IP	R	ER	BB	SO	P/K
Julio Becquer	9-10-61	at KC	1.1	3	3	1	0	N/A
César Tovar*	9-22-68	OAK	1.0	0	0	1	1	N/A
Dan Gladden	6-27-88	at CAL	1.0	0	0	0	0	9/5
Dan Gladden	5-07-89	at CLE	1.0	1	1	1	0	18/11
John Moses	6-24-89	at BOS	1.0	0	0	1	0	13/7
John Moses	5-19-90	at BOS	1.0	1	1	0	0	15/9
John Moses	7-31-90	CAL	1.0	2	2	2	0	30/15
Michael Cuddey	7-25-11	at TEX	1.0	0	0	1	0	16/9
Drew Butera	5-20-12	at MIL	1.0	0	0	1	1	17/9
Jamey Carroll	8-5-13	at KC	1.0	0	0	0	0	9/7
Shane Robinson	8-8-15	at CLE	1.0	0	0	1	1	14/7
Eduardo Escobar	8-11-16	HOU	1.0	0	0	0	0	16/10
Chris Gimenez	5-23-17	DET	0.1	0	0	0	0	4/3
Chris Gimenez	5-6-17	BOS	0.2	0	0	0	0	4/3
Chris Gimenez	5-31-17	HOU	1.0	2	2	0	0	15/9
Chris Gimenez	6-6-17	at SEA	1.0	0	0	0	0	9/5
Chris Gimenez	6-12-17	SEA	1.0	2	2	0	0	20/13
Chris Gimenez	6-22-17	CWS	1.0	0	0	0	0	12/9
Chris Gimenez	4-23-18	at NYY	0.2	1	1	0	0	5/4
Ryan LaMarre	7-14-18	TB	1.0	5	5	0	0	35/20

PLAYER	DATE	OPP	IP	R	ER	BB	SO	P/K
Mitch Garver	8-6-18	at CLE	1.0	1	0	0	0	14/8
Chris Gimenez	9-2-18	at TEX	1.0	5	5	0	1	29/21
Ehire Adrianza	7-17-19	NYM	1.0	5	3	3	0	21/14
Ehire Adrianza	8-19-20	MIL	1.0	1	1	0	0	18/12
Williams Astudillo	4-16-21	at LAA	1.0	0	0	0	0	7/5
Williams Astudillo	5-17-21	CWS	1.0	1	1	0	0	12/6
Williams Astudillo	6-4-21	at KC	1.0	0	0	1	0	12/7
Williams Astudillo	8-26-21	at BOS	1.0	0	0	1	0	20/8
Nick Gordon	5-11-22	vs. HOU	1.0	0	0	0	0	16/9
Nick Gordon	7-14-22	vs. CWS	1.0	4	3	1	0	19/9
Nick Gordon	7-29-22	at SD	1.0	0	0	1	0	20/9
Nick Gordon	9-3-22	at CWS	0.2	6	6	2	0	30/13
Jermaine Palacios	9-3-22	at CWS	0.1	0	0	0	1	4/3
Willi Castro	4-20-23	at BOS	0.1	0	0	0	0	5/3
Willi Castro	6-20-23	vs. BOS	1.0	1	0	0	0	9/4
Willi Castro	9-4-23	at CLE	1.0	3	3	2	0	22/10
Jordan Luplow	8-11-23	at PHI	1.0	2	2	0	0	11/7
Jordan Luplow	10-1-23	at COL	0.1	1	0	0	0	3/2

* - started game

DID YOU Know?

...that the Twins' longest 9.0-inning game ever played in terms of time was 4 hours and 19 minutes on July 23, 2017 as the Twins lost to the Tigers at Target Field 9-6.

TWINS HIGHS AND LOWS 2024

TEAM BATTING:

Most At-Bats, Game	48, 9/26 vs. MIA (13 inn.)
Most Runs, Game	17, 6/12 vs. COL
Most Runs, Inning (Team)	7, 6x, last 4th inning, 8/21 at SD
Most Hits, Game (Team)	24, 6/12 vs. COL
Most Hits, Inning (Team)	7, 3x, last 4th inning, 8/21 at SD
Fewest Hits, Game	2, 3x, last 7/30 at NYM
Most Doubles, Game	7, 3x, last 6/26 at AZ
Most Triples, Game	1, 23x, last 9/15 vs. CIN
Most Home Runs, Game	5, 4/25 vs. CWS
Most Extra Base Hits, Game	9, 6/12 vs. COL
Most RBI, Game	17, 6/12 vs. COL
Most Walks	9, 8/4 vs. COL
Most Strikeouts	15, 2x, last 4/9 vs. LAD
Most Stolen Bases, Game	3, 2x, last 4/30 at CWS
Most Caught Stealing, Game	2, 5/1 at CWS
Most Times Grounding Into Double Play, Game	5, 8/9 vs. CLE (2)
Left On Base, Twins	15, 2x, last 9/26 vs. MIA (13 inn.)

INDIVIDUAL BATTING:

Most At-Bats, Game	7, Buxton, 9/26 vs. MIA (13 inn.)
Most Runs, Game	4, Miranda, 7/4 vs. DET
Most Hits, Game	5, 2x, last Miranda 7/4 vs. DET
Most Doubles, Game	3, Miranda, 7/4 vs. DET
Most Triples, Game	1, 23x, last Lee, 9/15 vs. CIN
Most Home Runs, Game	2, 8x, last Larnach, 8/24 vs. STL
Most Total Bases, Game	9, 3x, last Larnach, 8/24 vs. STL
Most Extra Base Hits, Game	3, Miranda, 7/4 vs. DET
Most RBI, Game	5, 2x, last Lee, 9/15 vs. CIN
Most Walks, Game	3, 3x, last Larnach, 9/10 vs. LAA
Most Strikeouts, Game	4, 4x, last Buxton, 7/30 at NYM
Longest Hitting Streak	16, Correa, 6/26-9/18
Consecutive Hitless At-Bats	27, Vázquez, 5/4-21
Most Stolen Bases, Game	2, Castro, 6/30 at SEA
Most Caught Stealing, Game	1, 23x, last Castro, 9/20 at BOS
Most Times Grounding Into Double Play	2, 4x, last Martin, 8/25 vs. STL

TEAM PITCHING:

Most Runs Allowed	15, 2x, last 8/31 vs. TOR
Most Hits Allowed	23, 8/31 vs. TOR
Most Home Runs Allowed, Game	5, 3/31 at KC
Most Strikeouts, Pitchers	20, 2x, last 9/26 vs. MIA
Most Walks	9, 8/23 vs. STL

TEAM PITCHING (CONTINUED):

Fewest Hits Allowed	1, 7/28 at DET
Pitchers Used	9, 2x, last 9/26 vs. MIA
Scoreless Innings Streak	16.0, 3rd inn. 6/22-9th inn. 6/23
Wild Pitches	3, 8/7 at CHC
Most Innings, Game, Relievers	8.2, 2x, last 9/26 vs. MIA
Most Hits, Game, Relievers	13, 8/31 vs. TOR
Most Runs, Game, Relievers	9, 2x, last 9/4 at TB
Most Home Runs, Game, Relievers	3, 7/21 vs. MIL
Most Walks, Game, Relievers	7, 8/23 vs. STL
Most Strikeouts, Game, Relievers	15, 9/26 vs. MIA

INDIVIDUAL PITCHING:

Most Innings, Game, Starter	9.0, Ober, 6/22 at OAK
Most Innings, Game, Reliever	4.1, 2x, last Festa, 7/24 vs. PHI
Most Hits, Starter	12, 2x, last Paddack, 5/14 vs. NYY
Most Hits, Reliever	5, 8x, last Funderburk, 9/27 vs. BAL
Most Runs, Starter	9, 3x, last Matthews, 8/31 vs. TOR
Most Runs, Reliever	8, Varland, 9/4 at TB
Most Home Runs, Starter	4, Ryan, 6/1 at HOU
Most Home Runs, Reliever	2, 3x, last Alcala, 8/18 at TEX
Most Walks, Starter	6, López, 6/6 at NYY
Most Walks, Reliever	5, Richards, 8/7 at CHC
Most Strikeouts, Starter	14, López, 6/23 at OAK
Most Strikeouts, Reliever	7, Festa, 7/24 vs. PHI
Winning Streak	7, Sands, 6/30-end
Losing Streak	6, Varland, 4/2-end
Low-Hit Complete Game	--
Most Consecutive Scoreless Innings	23.1, López, 1st inn. 8/18-3rd inn. 9/5
Wild Pitches	2, 4x, last Richards, 8/23 vs. STL

TEAM & INDIVIDUAL FIELDING:

Errors, Game, Team	2, 12x, last 9/4 at TB
Errors, Game, Individual	2, 2x, last Castro, 7/8 at CWS
Errors, Consecutive Games, Team	2, 14x, last 9/26-27
Errors, Consecutive Games Without, Team	13, 9/11-9/25
Double plays, Game, Team	3, 5/18 at CLE

2024 REVIEW

EXTRA-INNING GAMES (5-9)

DATE	OPPONENT	W/L	INN	RECORD AFTER	WINNING PITCHER	LOSING PITCHER	SAVE
April 13 (G1)	Detroit	W, 11-5	12	5-7	Alcala	Lange	--
June 9	Pittsburgh	W, 11-5	10	34-31	Duran	Heller	--
June 14	Oakland	W, 6-5	10	38-32	Duran	Alexander	--
June 19	Tampa Bay	L, 2-3	10	41-33	Adam	Alcala	Maton
June 20	Tampa Bay	L, 6-7	10	41-34	Fairbanks	Jax	--
June 28	Seattle	L, 2-3	10	45-37	Staneke	Sands	--
July 8	Chicago-AL	W, 8-6	11	52-39	Duran	Shuster	Funderburk
July 20	Milwaukee	L, 4-8	12	54-43	Junis	Okert	--
August 18	Texas	L, 5-6	10	70-54	Chafin	Duran	--
August 27	Atlanta	L, 6-8	10	72-60	Iglesias	Duran	--
Sept. 18	Cleveland	L, 4-5	10	80-72	Gaddis	Henriquez	--
Sept. 19	Cleveland	L, 2-3	10	80-73	Morgan	Thielbar	--
Sept. 20	Boston	W, 4-2	12	81-73	Blewett	Criswell	Jax
Sept. 26	Miami	L, 6-8	13	82-77	Maldonado	Blewett	McCaughan

TWINS TRANSACTIONS 2024

DATE	NO	PLAYER	POS	TRANSACTION
1/4	77	Jensen, Ryan.....	RHP	Claimed off waivers from MIA.
1/24	30	Thompson, Bubba.....	OF	Claimed off waivers from NYY.
1/30	21	DeSclafani, Anthony.....	RHP	Acquired from SEA in exchange for IF Jorge Polanco.
	48	Topa, Justin.....	RHP	
	--	Bowen, Darren.....	RHP	
	--	Gonzalez, Gabriel.....	OF	
2/2	77	Jensen, Ryan.....	RHP	Designated for release or assignment.
	54	Duarte, Daniel.....	RHP	Claimed off waivers from TEX.
2/6	62	O'Keefe, Brian.....	C	Signed to minor league contract with invite to major league camp.
2/7	30	Thompson, Bubba.....	OF	Designated for release or assignment.
	54	Duarte, Daniel.....	RHP	Designated for release or assignment.
	81	Balazovic, Jordan.....	RHP	Designated for release or assignment.
	30	Santana, Carlos.....	1B/DH	Signed to one-year contract.
	32	Jackson, Jay.....	RHP	Signed to one-year contract.
	57	Weiss, Zack.....	RHP	Claimed off waivers from BOS
2/10	43	Brigham, Jeff.....	RHP	Signed to minor league contract with invite to major league camp.
2/11	18	Okert, Steven.....	LHP	Acquired from MIA in exchange for UTL Nick Gordon.
2/13	81	Balazovic, Jordan.....	RHP	Cleared waivers, signed to minor league contract with invite to major league camp.
	54	Duarte, Daniel.....	RHP	Cleared waivers, signed to minor league contract with invite to major league camp.
2/26	13	Margot, Manuel.....	OF	Acquired from LAD with IF Rayne Doncon in exchange for IF Noah Miller.
	74	Winder, Josh.....	RHP	Placed on 60-day Injured List.
3/6	71	Morán, Jovani.....	LHP	Reassigned to minor league camp.
	68	Dobnak, Randy.....	RHP	Reassigned to minor league camp.
	31	Henriquez, Ronny.....	RHP	Reassigned to minor league camp.
	77	Jensen, Ryan.....	RHP	Reassigned to minor league camp.
	76	Isola, Alex.....	C	Reassigned to minor league camp.
	94	Winkel, Pat.....	C	Reassigned to minor league camp.
	96	Sabato, Aaron.....	IF	Reassigned to minor league camp.
	89	Keirsey Jr., DaShawn.....	OF	Reassigned to minor league camp.
3/11	53	Headrick, Brent.....	LHP	Optioned to Triple-A St. Paul.
	78	Woods Richardson, Simeon.....	RHP	Optioned to Triple-A St. Paul.
	83	Canterino, Matt.....	RHP	Optioned to Triple-A St. Paul.
	95	Festa, David.....	RHP	Reassigned to minor league camp.
3/12	85	Camargo, Jair.....	C	Optioned to Triple-A St. Paul.
	82	Martin, Austin.....	IF/OF	Optioned to Triple-A St. Paul.
	87	Severino, Yunior.....	IF	Optioned to Triple-A St. Paul.
	90	Rodriguez, Emmanuel.....	OF	Optioned to Double-A Wichita.
3/18	9	Larnach, Trevor.....	OF	Optioned to Triple-A St. Paul.
	64	Miranda, Jose.....	IF	Optioned to Triple-A St. Paul.
	81	Balazovic, Jordan.....	RHP	Reassigned to minor league camp.
3/26	51	Bowman, Matt.....	RHP	Reassigned to minor league camp.
	43	Brigham, Jeff.....	RHP	Reassigned to minor league camp.
	62	O'Keefe, Brian.....	C	Reassigned to minor league camp.
	86	Williams, Chris.....	C	Reassigned to minor league camp.
	92	Helman, Michael.....	IF	Reassigned to minor league camp.
	70	Prato, Anthony.....	IF	Reassigned to minor league camp.
	24	Goodrum, Niko.....	UTL	Reassigned to minor league camp.
3/28	21	DeSclafani, Anthony.....	RHP	Placed on 60-day Injured List.
	54	Duarte, Daniel.....	RHP	Contract selected.
	59	Duran, Jhoan.....	RHP	Placed on 15-day Injured List.
	63	Staubert, Josh.....	RHP	Placed on 15-day Injured List.
	56	Thielbar, Caleb.....	LHP	Placed on 15-day Injured List.
	48	Topa, Justin.....	RHP	Placed on 15-day Injured List.
	57	Weiss, Zack.....	RHP	Placed on 15-day Injured List.
3/30	23	Lewis, Royce.....	IF	Placed on 10-day Injured List.
	82	Martin, Austin.....	UTL	Recalled from Triple-A St. Paul.
4/7	54	Duarte, Daniel.....	RHP	Placed on 15-day Injured List.
	64	Miranda, Jose.....	IF	Recalled from Triple-A St. Paul.
4/9	26	Kepler, Max.....	OF	Placed on 10-day Injured List.
	57	Weiss, Zack.....	RHP	Transferred to 60-day Injured List.
	39	Tonkin, Michael.....	RHP	Acquired from NYM for cash considerations.
4/13	4	Correa, Carlos.....	SS	Placed on 10-day Injured List.
	85	Camargo, Jair.....	C	Recalled from Triple-A St. Paul.
	39	Tonkin, Michael.....	RHP	Designated for release or assignment.
	51	Bowman, Matt.....	RHP	Contract selected from Triple-A St. Paul.
	78	Woods Richardson, Simeon.....	RHP	Appointed as 27th man.
4/14	66	Alcala, Jorge.....	RHP	Optioned to Triple-A St. Paul.
	56	Thielbar, Caleb.....	LHP	Returned from rehab, reinstated from 15-day Injured List.

TWINS TRANSACTIONS 2024

DATE	NO	PLAYER	POS	TRANSACTION
4/16	38	Wallner, Matt	OF	Optioned to Triple-A St. Paul.
	9	Larnach, Trevor	OF	Recalled from Triple-A St. Paul.
4/19	63	Staumont, Josh	RHP	Returned from rehab, reinstated from 15-day Injured List and optioned to Triple-A St. Paul.
4/22	85	Camargo, Jair	C	Optioned to Triple-A St. Paul.
	37	Varland, Louie	RHP	Optioned to Triple-A St. Paul.
	54	Duarte, Daniel	RHP	Transferred to 60-day Injured List.
	26	Kepler, Max	OF	Returned from rehab, reinstated from 10-day Injured List.
	31	Henriquez, Ronny	RHP	Contract selected from Triple-A St. Paul.
4/25	31	Henriquez, Ronny	RHP	Optioned to Triple-A St. Paul.
	78	Woods Richardson, Simeon	RHP	Recalled from Triple-A St. Paul.
4/29	82	Martin, Austin	UTL	Optioned to Triple-A St. Paul.
	4	Correa, Carlos	SS	Reinstated from 10-day Injured List.
4/30	51	Bowman, Matt	RHP	Designated for release or assignment.
	59	Duran, Joao	RHP	Returned from rehab, reinstated from 15-day Injured List.
5/1	55	Funderburk, Kody	LHP	Optioned to Triple-A St. Paul.
	73	Boushley, Caleb	RHP	Contract selected from Triple-A St. Paul.
5/2	73	Boushley, Caleb	RHP	Optioned to Triple-A St. Paul.
	51	Bowman, Matt	RHP	Traded to ARI in exchange for cash considerations.
5/3	66	Alcala, Jorge	RHP	Recalled from Triple-A St. Paul.
	25	Buxton, Byron	OF	Placed on 10-day Injured List
	82	Martin, Austin	UTL	Recalled from Triple-A St. Paul.
	61	Stewart, Brock	RHP	Placed on 15-day Injured List.
	55	Funderburk, Kody	LHP	Recalled from Triple-A St. Paul.
5/8	66	Alcala, Jorge	RHP	Optioned to Triple-A St. Paul.
	63	Staumont, Josh	RHP	Recalled from Triple-A St. Paul.
5/18	82	Martin, Austin	UTL	Optioned to Triple-A St. Paul.
	25	Buxton, Byron	OF	Returned from rehab, reinstated from 10-day Injured List.
5/19	32	Jackson, Jay	RHP	Designated for release or assignment.
	73	Boushley, Caleb	RHP	Recalled from Triple-A St. Paul.
5/24	73	Boushley, Caleb	RHP	Optioned to Triple-A St. Paul.
	66	Alcala, Jorge	RHP	Recalled from Triple-A St. Paul.
5/27	55	Funderburk, Kody	LHP	Optioned to Triple-A St. Paul.
	74	Winder, Josh	RHP	Returned from rehab, reinstated from 60-day Injured List and optioned to Triple-A St. Paul.
5/28	48	Topa, Justin	RHP	Transferred to 60-day Injured List.
	62	Castillo, Diego	RHP	Contract selected from Triple-A St. Paul.
6/2	47	Julien, Edouard	IF	Optioned to Triple-A St. Paul.
6/4	23	Lewis, Royce	IF	Returned from rehab, reinstated from 10-day Injured List.
6/11	62	Castillo, Diego	RHP	Optioned to Triple-A St. Paul.
	37	Varland, Louie	RHP	Recalled from Triple-A St. Paul.
6/12	37	Varland, Louie	RHP	Optioned to Triple-A St. Paul.
	62	Castillo, Diego	RHP	Designated for release or assignment.
	32	Jackson, Jay	RHP	Contract selected from Triple-A St. Paul.
	19	Kirilloff, Alex	1B/OF	Placed on 10-day Injured List.
6/13	82	Martin, Austin	UTL	Recalled from Triple-A St. Paul.
6/15	62	Castillo, Diego	RHP	Cleared waivers and elected free agency.
6/16	37	Varland, Louie	RHP	Appointed as 27th man.
	62	Castillo, Diego	RHP	Cleared waivers, elected free agency.
6/20	32	Jackson, Jay	RHP	Designated for release or assignment.
6/21	55	Funderburk, Kody	LHP	Recalled from Triple-A St. Paul.
6/25	20	Paddack, Chris	RHP	Placed on 15-day Injured List.
	31	Henriquez, Ronny	RHP	Recalled from Triple-A St. Paul.
6/27	31	Henriquez, Ronny	RHP	Optioned to Triple-A St. Paul.
	58	Festa, David	RHP	Contract selected from Triple-A St. Paul.
7/3	23	Lewis, Royce	IF	Placed on 10-day Injured List.
	61	Stewart, Brock	RHP	Transferred to 60-day Injured List.
	72	Lee, Brooks	IF	Contract selected from Triple-A St. Paul.
7/5	58	Festa, David	RHP	Optioned to Triple-A St. Paul.
	74	Winder, Josh	RHP	Recalled from Triple-A St. Paul.
7/7	82	Martin, Austin	UTL	Placed on 10-day Injured List.
	38	Wallner, Matt	OF	Recalled from Triple-A St. Paul.
7/8	74	Winder, Josh	RHP	Optioned to Triple-A St. Paul.
	20	Paddack, Chris	RHP	Reinstated from 15-day Injured List.
7/10	58	Festa, David	RHP	Appointed as 27th man.
7/12	12	Farmer, Kyle	IF	Placed on 10-day Injured List.
	85	Camargo, Jair	C	Recalled from Triple-A St. Paul.
7/14	64	Miranda, Jose	IF	Placed on 10-day Injured List.
	73	Boushley, Caleb	RHP	Designated for release or assignment.
	39	Castillo, Diego A.	IF	Contract selected from Triple-A St. Paul.

TWINS TRANSACTIONS 2024

DATE	NO	PLAYER	POS	TRANSACTION
7/16	73	Boushley, Caleb	RHP	Cleared waivers, outrighted to Triple-A St. Paul.
7/17	57	Weiss, Zack	RHP	Cleared waivers, returned from rehab, reinstated from 60-day Injured List and outrighted to Triple-A St. Paul.
7/19	4	Correa, Carlos	SS	Placed on 10-day Injured List.
7/20	20	Paddack, Chris	RHP	Placed on 15-day Injured List.
	82	Martin, Austin	UTL	Reinstated from 10-day Injured List.
	47	Julien, Edouard	IF	Recalled from Triple-A St. Paul.
7/21	55	Funderburk, Kody	LHP	Placed on 15-day Injured List.
	31	Henriquez, Ronny	RHP	Recalled from Triple-A St. Paul.
7/24	31	Henriquez, Ronny	RHP	Optioned to Triple-A St. Paul.
	39	Castillo, Diego A.	IF	Designated for release or assignment.
	58	Festa, David	RHP	Recalled from Triple-A St. Paul.
	61	Stewart, Brock	RHP	Returned from rehab, reinstated from 60-day Injured List.
	85	Camargo, Jair	C	Optioned to Triple-A St. Paul.
7/26	23	Lewis, Royce	IF	Returned from rehab, reinstated from 10-day Injured List.
	39	Castillo, Diego A.	IF	Cleared waivers, accepted assignment to Triple-A St. Paul.
7/27	47	Julien, Edouard	IF	Optioned to Triple-A St. Paul.
	64	Miranda, Jose	IF	Returned from rehab, reinstated from 10-day Injured List.
7/30	19	Kiriloff, Alex	1B/OF	Transferred to 60-day Injured List.
	68	Dobnak, Randy	RHP	Contract selected from Triple-A St. Paul.
	63	Staumont, Josh	RHP	Designated for release or assignment.
	32	Richards, Trevor	RHP	Acquired from TOR for minor league IF Jay Harry.
7/31	61	Stewart, Brock	RHP	Placed on 15-day Injured List.
	32	Richards, Trevor	RHP	Activated.
8/5	16	Okert, Steven	LHP	Placed on Family Medical Emergency/Bereavement List.
	74	Winder, Josh	RHP	Recalled from Triple-A St. Paul.
8/9	37	Varland, Louie	RHP	Appointed as 27th man.
	41	Ryan, Joe	RHP	Placed on 15-day Injured List.
	61	Stewart, Brock	RHP	Transferred to 60-day Injured List.
	60	Blewett, Scott	RHP	Contract selected from Triple-A St. Paul.
	72	Lee, Brooks	IF	Placed on 10-day Injured List.
	12	Farmer, Kyle	IF	Returned from rehab, reinstated from 10-day Injured List.
	48	Topa, Justin	RHP	Returned from rehab assignment.
8/12	68	Dobnak, Randy	RHP	Optioned to Triple-A St. Paul.
	16	Okert, Steven	LHP	Reinstated from Family Medical Emergency/Bereavement List.
8/13	60	Blewett, Scott	RHP	Designated for release or assignment.
	52	Matthews, Zebby	RHP	Contract selected from Triple-A St. Paul.
8/14	74	Winder, Josh	RHP	Optioned to Triple-A St. Paul.
	37	Varland, Louie	RHP	Recalled from Triple-A St. Paul.
	37	Varland, Louie	RHP	Optioned to Triple-A St. Paul.
8/15	31	Henriquez, Ronny	RHP	Recalled from Triple-A St. Paul.
	25	Buxton, Byron	OF	Placed on 10-day Injured List.
	47	Julien, Edouard	IF	Recalled from Triple-A St. Paul.
8/24	16	Okert, Steven	LHP	Designated for release or assignment.
	60	Blewett, Scott	RHP	Contract selected from Triple-A St. Paul.
	19	Kiriloff, Alex	1B/OF	Returned from rehab assignment.
8/26	16	Okert, Steven	LHP	Cleared waivers, outrighted to Triple-A St. Paul.
8/27	32	Richards, Trevor	RHP	Designated for release or assignment.
	41	Ryan, Joe	RHP	Transferred to 60-day Injured List.
	73	Boushley, Caleb	RHP	Contract selected from Triple-A St. Paul.
	39	Tonkin, Michael	RHP	Claimed off waivers from NYY.
8/28	73	Boushley, Caleb	RHP	Optioned to Triple-A St. Paul.
9/1	13	Margot, Manny	OF	Placed on 10-day Injured List.
	20	Paddack, Chris	RHP	Transferred to 60-day Injured List.
	73	Boushley, Caleb	RHP	Designated for release or assignment.
	62	Castillo, Diego	RHP	Contract selected from Triple-A St. Paul.
	92	Helman, Michael	UTL	Contract selected from Triple-A St. Paul.
	72	Lee, Brooks	IF	Returned from rehab, reinstated from 10-day Injured List.
	32	Richards, Trevor	RHP	Cleared waivers, outrighted to Triple-A St. Paul.
9/3	73	Boushley, Caleb	RHP	Cleared waivers, outrighted to Triple-A St. Paul.
9/4	62	Castillo, Diego	RHP	Optioned to Triple-A St. Paul.
	37	Varland, Louie	RHP	Recalled from Triple-A St. Paul.
9/5	26	Kepler, Max	OF	Placed on 10-day Injured List.
	55	Funderburk, Kody	LHP	Transferred to 60-day Injured List.
	89	Keirsey Jr., DaShawn	OF	Contract selected from Triple-A St. Paul.
9/9	8	Vázquez, Christian	C	Placed on Paternity List.
	85	Camargo, Jair	C	Recalled from Triple-A St. Paul.

TWINS TRANSACTIONS 2024

2024 REVIEW

DATE	NO	PLAYER	POS	TRANSACTION
9/11	92	Helman, Michael.....	UTL	Optioned to Triple-A St. Paul.
	85	Camargo, Jair	C	Optioned to Triple-A St. Paul.
	8	Vázquez, Christian	C	Reinstated from Paternity List.
9/11	13	Margot, Manny.....	OF	Reinstated from 10-day Injured List.
	82	Martin, Austin.....	UTL	Optioned to Triple-A St. Paul.
9/12	25	Buxton, Byron.....	OF	Reinstated from 10-day Injured List.
9/13	89	Keirsey Jr., DaShawn	OF	Optioned to Triple-A St. Paul.
9/14	4	Correa, Carlos.....	SS	Reinstated from 10-day Injured List.
9/16	68	Dobnak, Randy.....	RHP	Designated for release or assignment.
	- -	Irvin, Cole	LHP	Claimed off waivers from BAL.
9/17	24	Irvin, Cole	LHP	Activated.
9/21	31	Henriquez, Ronny.....	RHP	Optioned to Triple-A St. Paul.
	53	Headrick, Brent.....	LHP	Recalled from Triple-A St. Paul.
9/24	24	Irvin, Cole	LHP	Designated for release or assignment.
9/25	38	Wallner, Matt	OF	Placed on 10-day Injured List.
	53	Headrick, Brent.....	LHP	Optioned.
	66	Alcala, Jorge	RHP	Recalled.
	48	Topa, Justin.....	RHP	Reinstated from 60-day Injured List.
	82	Martin, Austin.....	UTL	Recalled.
9/26	78	Woods Richardson, Simeon.....	RHP	Optioned.
	85	Camargo, Jair	C	Recalled.
9/27	85	Camargo, Jair	C	Optioned.
	26	Kepler, Max	OF	Transferred to 60-day Injured List.
9/28	55	Funderburk, Kody.....	LHP	Reinstated from 60-day Injured List.
	55	Funderburk, Kody.....	LHP	Optioned.
	64	Miranda, Jose.....	IF	Placed on 10-day Injured List.
	62	Castillo, Diego	RHP	Recalled.
	92	Helman, Michael.....	UTL	Recalled.
	9	Larnach, Trevor.....	OF	Placed on 10-day Injured List.
	89	Keirsey Jr., DaShawn	OF	Recalled.
	24	Irvin, Cole	LHP	Cleared waivers, accepted outright assignment.
9/29	62	Castillo, Diego	RHP	Designated for release or assignment.
	68	Dobnak, Randy.....	RHP	Contract selected.

TWINS ALL-TIME LEADERS IN GAMES BY POSITION

POS	PLAYER	GAMES	NEXT
P	Eddie Guardado (1993-03, '08)	648	Rick Aguilera (1989, 96-99), 490
C	Joe Mauer (2004-13, '18).....	921	Earl Battey (1961-67), 831
1B	Kent Hrbek (1981-94)	1,609	Justin Morneau (2003-13), 1,124
2B	Rod Carew (1967-78)	1,128	Chuck Knoblauch (1991-97), 999
SS	Greg Gagne (1983-92).....	1,112	Zoilo Versalles (1961-67), 1,062
3B	Gary Gaetti (1981-90).....	1,311	Rich Rollins (1961-68), 771
LF	Dan Gladden (1987-91).....	621	Eddie Rosario (2015-20), 581
CF	Kirby Puckett (1984-95).....	1,433	Torii Hunter (1998-2007), 1,172
RF	Tony Oliva (1962, 64-72)	1,137	Max Kepler (2015-2024), 927
DH	Paul Molitor (1996-98)	380	Randy Bush (1982-93), 347

FINAL STANDINGS 2024

AMERICAN LEAGUE

EAST DIVISION	WON	LOST	PCT.	GB	HOME	ROAD
X-NY YANKEES	94	68	.580	--	44-37	50-31
Y-BALTIMORE	91	71	.562	3.0	44-37	47-34
BOSTON	81	81	.500	13.0	38-43	43-38
TAMPA BAY	80	82	.494	14.0	42-39	38-43
TORONTO	74	88	.457	20.0	39-42	35-46

CENTRAL DIVISION	WON	LOST	PCT.	GB	HOME	ROAD
X-CLEVELAND	92	69	.571	--	50-30	42-39
Y-KANSAS CITY	86	76	.531	6.5	45-36	41-40
Y-DETROIT	86	76	.531	6.5	43-38	43-38
MINNESOTA	82	80	.506	10.5	43-38	39-42
CHICAGO WHITE SOX	41	121	.253	51.5	23-58	18-63

WEST DIVISION	WON	LOST	PCT.	GB	HOME	ROAD
X-HOUSTON	88	73	.547	--	46-35	42-38
SEATTLE	85	77	.525	3.5	49-32	36.45
TEXAS	78	84	.481	10.5	44-37	34-47
OAKLAND	69	93	.426	19.5	38-43	31-50
LA ANGELS	63	99	.389	25.5	32-49	31-50

NATIONAL LEAGUE

EAST DIVISION	WON	LOST	PCT.	GB	HOME	ROAD
X-PHILADELPHIA	95	67	.586	--	54-27	41-40
Y-ATLANTA	89	73	.549	6.0	46-35	43-38
Y-NY METS	89	73	.549	6.0	46-35	43-38
WASHINGTON	71	91	.438	24.0	38-43	33-48
MIAMI	62	100	.383	33.0	30-51	32-49

CENTRAL DIVISION	WON	LOST	PCT.	GB	HOME	ROAD
X-MILWAUKEE	93	69	.574	--	47-34	46-35
CHICAGO CUBS	83	79	.512	10.0	44-37	39-42
ST. LOUIS	83	79	.512	10.0	44-37	39-42
CINCINNATI	77	85	.475	16.0	39-42	38-43
PITTSBURGH	76	86	.469	17.0	39-42	37-44

WEST DIVISION	WON	LOST	PCT.	GB	HOME	ROAD
X-LA Dodgers	98	64	.605	--	52-29	46-35
Y-San Diego	93	69	.574	5.0	45-36	48-33
Arizona	89	73	.549	9.0	44-37	45-36
San Francisco	80	82	.494	18.0	42-39	38-43
Colorado	61	101	.377	37.0	37-44	24-57

X-DIVISION CHAMPION Y-WILD CARD

2024 POSTSEASON RESULTS

AL WILD CARD SERIES (3 GM SERIES): Detroit defeated Houston, 2-0
AL WILD CARD SERIES (3 GM SERIES): Kansas City defeated Baltimore, 2-0
NL WILD CARD SERIES (3 GM SERIES): New York-NL defeated Milwaukee, 2-1
NL WILD CARD SERIES (3 GM SERIES): San Diego defeated Atlanta, 2-0
AL DIVISION SERIES (5 GM SERIES): New York-AL defeated Kansas City, 3-1
AL DIVISION SERIES (5 GM SERIES): Cleveland defeated Detroit, 3-2
NL DIVISION SERIES (5 GM SERIES): New York-NL defeated Philadelphia, 3-1
NL DIVISION SERIES (5 GM SERIES): Los Angeles-NL defeated San Diego, 3-2
AL CHAMPIONSHIP SERIES (7 GM SERIES):
NL CHAMPIONSHIP SERIES (7 GM SERIES):
WORLD SERIES (7 GM SERIES):

MISCELLANEOUS BATTING DATA 2024

2023 REVIEW

2024 DESIGNATED HITTERS

PLAYER	AB	H	2B	3B	HR	RBI	BB	SO	AVG	OBP	SLG
Buxton, B	19	4	1	0	0	2	0	8	.211	.211	.263
Camargo, J	6	0	0	0	0	0	0	3	.000	.000	.000
Castillo, D	2	1	0	0	0	1	0	1	.500	.500	.500
Correa, C	3	0	0	0	0	0	2	1	.000	.400	.000
Jeffers, R	104	21	7	0	3	14	5	40	.202	.257	.356
Julien, E	7	0	0	0	0	0	0	3	.000	.000	.000
Kepler, M	4	2	0	0	1	2	0	1	.500	.500	1.250
Kirilloff, A	39	11	3	1	1	5	4	14	.282	.364	.487
Larnach, T	168	39	6	0	6	20	14	42	.232	.291	.375
Lee, B	8	1	0	0	1	2	0	1	.125	.125	.500
Lewis, R	107	24	7	0	6	19	8	26	.224	.271	.458
Margot, M	10	5	1	0	0	0	0	2	.500	.500	.600
Martin, A	2	0	0	0	0	0	0	2	.000	.000	.000
Miranda, J	64	17	2	2	2	7	6	10	.266	.319	.453
Santana, C	9	1	0	0	0	0	0	3	.111	.111	.111
Vázquez, C	5	0	0	0	0	0	0	2	.000	.000	.000
Wallner, M	47	16	8	0	4	11	5	21	.340	.426	.766
TEAM	604	142	35	3	24	83	44	180	.235	.291	.422

2024 PINCH HITTERS

PLAYER	AB	H	2B	3B	HR	RBI	BB	SO	AVG	OBP	SLG
Buxton, B	3	0	0	0	0	0	0	1	.000	.000	.000
Camargo, J	0	0	0	0	0	0	1	0	.000	1.000	.000
Castillo, D	1	0	0	0	0	1	0	0	.000	.000	.000
Castro, W	4	1	0	0	0	0	0	2	.250	.250	.250
Correa, C	1	0	0	0	0	0	0	0	.000	.000	.000
Farmer, K	19	5	3	0	1	4	2	4	.263	.318	.579
Helman, M	1	0	0	0	0	0	0	0	.000	.000	.000
Jeffers, R	11	3	1	0	1	2	1	2	.273	.308	.636
Julien, E	12	4	1	0	0	0	2	4	.333	.429	.417
Kepler, M	12	3	0	0	0	3	1	4	.250	.308	.250
Kirilloff, A	9	1	1	0	0	2	0	2	.111	.111	.222
Larnach, T	9	2	1	0	0	0	0	5	.222	.300	.333
Lee, B	7	0	0	0	0	0	0	1	.000	.000	.000
Lewis, R	4	2	1	0	0	2	1	1	.500	.500	.750
Margot, M	30	0	0	0	0	1	5	6	.000	.143	.000
Martin, A	5	3	0	0	0	0	0	0	.600	.667	.600
Miranda, J	13	2	0	0	0	1	1	1	.154	.214	.154
Santana, C	6	2	0	0	0	1	2	0	.333	.500	.333
Vázquez, C	3	1	0	0	0	2	0	1	.333	.333	.333
Wallner, M	9	1	0	0	0	0	1	4	.111	.200	.111
TEAM	159	30	8	0	2	19	17	38	.189	.271	.277

TWINS ALL-TIME PINCH-HIT LEADERS

PLAYER	PINCH-HITS	YEARS
Randy Bush	74	1982-93 (12)
Chip Hale	51	1989-96 (5)
Rich Reese	42	1964-73 (10)
Jose M. Morales	36	1978-80 (3)
Tony Oliva	32	1962-76 (15)
Frank Kostro	26	1964-65, 67-69 (5)
Denny Hocking	25	1993-2003 (11)

PLAYER	PINCH-HITS	YEARS
Don Mincher	25	1961-66 (6)
Glenn Adams	24	1977-81 (5)
Bob Allison	24	1961-70 (10)
Steve Braun	24	1971-76 (6)
Craig Kusick	24	1973-79 (7)
Rich Rollins	24	1961-68 (8)
Gene Larkin	23	1987-93 (7)

MISCELLANEOUS FIGURES 2024

TWINS AT A GLANCE IN 2024

Record:	82-80	Tied after 7/8 inn.:	11-10/12-11
Home Record:	43-38	Extra innings:	5-9
Road Record:	39-42	1-run games:	22-20
Record in series:	26-22-4	When Twins score 4+:	69-22
Record in home series:	14-11-1	When Twins score 3-:	13-58
Record in road series:	12-11-3	Twins out-hit opp.:	61-15
Series Openers:	25-27	Opp. out-hit Twins:	12-60
Series Finales:	28-24	Twins/Opp. have = hits:	8-5
Rubber Games:	14-7	Run Differential:	+7 (742-735)
Sweeps/Swept:	5/9	Twins get Quality Start:	39-23
March/April:	16-13	Twins starter goes 6.0+ IP:	40-26
May:	16-12	Most games over .500:	17, 8/18 (70-53)
June:	15-12	Most games under .500:	6, 2x, last 4/22 (7-13)
July:	12-11	Longest win streak:	12, 4/22-5/4
August:	14-14	Longest losing streak:	7, 5/14-20
September:	9-18	Twins get 10+ hits:	44-13
Day Games:	39-27	Days in First Place:	
Night Games:	43-53	Days in Second Place:	81
vs. American League East:	10-20	Days in Third Place:	69
vs. American League Central:	29-23	Days in Fourth Place:	35
vs. American League West:	25-8	Days in Fifth Place:	
vs. National League:	18-28	Walk-Off W/L:	5/6
Games vs. LH Starter:	21-25	Shutouts W/L:	8/10
Games vs. RH Starter:	61-55	CG (Twins):	1, Ober, 6/22 at OAK
Twins score first:	54-26	Average Time of Game (Twins):	2:38
Opponent scores first:	28-54	Attendance High:	41,679, 7/20 vs. MIL
Come-from-behind wins:	39	Attendance Total:	1,951,616
Leading after 7/8 inn.:	63-5/68-1	Attendance Average:	24,094
Trailing after 7/8 inn.:	7-65/1-68		

2024 HENRY

TWINS PACESETTERS OF 2024

BATTING

Average:	Correa, 310	RBI:	Santana, 71	Walks:	Santana, 65
Runs:	Castro, 89	Total Bases:	Santana, 219	Strikeouts:	Castro, 150 (558 AB)
Hits:	Castro, 138	Slugging Pct.:	Buxton, .524	Fewest SO:	Martin, 47 (233 AB)
Bunt Hits:	Margot/Martin, 1	On-Base Pct.:	Correa, .388	GIDP:	Miranda, 13 (401 AB)
Singles:	Castro, 90	Games:	Castro, 158	Fewest GIDP:	Julien/Wallner, 2
Doubles:	Castro, 31	At-Bats:	Castro, 558	Sacrifice Bunts:	Vázquez, 5
Triples:	Castro, 5	Stolen Bases:	Castro, 14	Sacrifice Flies:	Jeffers, 6
Home runs:	Santana, 23	SB Pct.:	Jeffers/Julien/Kepler/ Margot/Santana/Wallner, 100.0	Hit-by-Pitch:	Castro, 21*

*Twins record (1961-2024)

PITCHING

ERA:	Ryan, 3.60	Shutouts:		Earned Runs:	López, 84
Wins:	López, 15	Innings Pitched:	López, 185.1	Walks:	Woods Richardson, 48
Win Percentage:	López, .600 (15-10)	Relief App.:	Jax, 72	Intentional Walks:	Okert, 3
Losses:	López, 10	Games Finished:	Duran, 37	Strikeouts:	López, 198
Saves:	Duran, 23	Hits:	López, 180	Hit Batsmen:	López, 8
Games:	Jax, 72	BA Against:	Ober, .208	Wild Pitches:	Richards, 7
Games Started:	López, 32	Home Runs:	Ober, 27	Balks:	Funderburk/Sands/Ryan/ Festa/Duran, 1
Complete Games:	Ober, 1	Runs:	López, 90	Pickoffs:	Henriquez, 2

Hitting qualifications based on minimum of 200 at-bats

Pitching qualifications and rate stats based on minimum of 100.0 innings pitched

DID YOU Know?

...the longest home run ever hit by a Twin was estimated at 520 feet. Harmon Killebrew crushed the three-run blast off California righty Lew Burdette, which landed in the sixth row of the upper deck at Metropolitan Stadium on June 3, 1967. The ball cracked the seat, and was later painted orange to commemorate the event. The seat is now located in the Mall of America — the former site of “Met” Stadium — bolted to a wall in the amusement park, marking the height and position where the ball would have landed in the upper deck.

OPPONENTS



MAJOR LEAGUE BASEBALL



Rob Manfred succeeded Bud Selig as Commissioner on January 25, 2015.

1271 Avenue of the Americas
New York, NY 10020
(212) 931-7800
FAX: (212) 949-5654
www.MLB.com



OFFICE OF THE COMMISSIONER

EXECUTIVES

Rob Manfred	Commissioner of Baseball
Allan H. (Bud) Selig	Commissioner Emeritus
Pat Courtney	Chief Communications Officer
Noah Garden	Deputy Commissioner, Business & Media
Dan Halem	Deputy Commissioner, Baseball Administration and Chief Legal Officer
Chris Marinak	Chief Operations & Strategy Officer
Tony Reagins	Chief Baseball Development Officer
Ed Weber	Chief Financial Officer
Uzma Rawn Dowler	Chief Marketing Officer
Lara Pitaro Wisch	Executive Vice President & General Counsel

COMMUNICATIONS

(212) 931-7878; FAX (212) 949-5654

Chief Communications Officer	Pat Courtney
Senior Vice President, Communications	Matt Bourne
Vice President, Communications	John Blundell, Mike Teevan
Vice President, Corporate Communications	Steve Arocho
Senior Director, Business Communications	Ileana Peña
Director, Communications	Donald Muller
Director, Business & Technology Communications	David Hochman
Senior Manager, Communications	Yolayna Alvarez
Senior Manager, Communications, Minor League Baseball	Jeff Lantz
Senior Coordinator, Corporate Communications	Abigail Goodman
Senior Coordinator, Business & Technology Communications	Jenn Alvarez
Senior Coordinator, Communications	Julie Lopez
Coordinator, Communications	JJ Michalski
Special Projects Coordinator	Abigail Ankomah
Executive Assistant, Communications	Ginger Dillon
Official Historian	John Thorn

BROADCASTING

Executive Vice President, Media and Business Development	Kenny Gersh
Senior Vice President, Content Distribution	Josh Clark
Senior Vice President, Broadcast Products & Services	Ryan Zander
Vice President, Broadcasting & Scheduling	Chuck Torres
Director, Broadcasting	Dewey Gong
Senior Manager, Broadcasting and Scheduling	Paul Koehler

LABOR RELATIONS

Senior Vice President, Deputy General Counsel, Labor Relations	Patrick Houlihan
Vice President, Drug, Health & Safety Programs	Jon Coyles
Vice President & Deputy General Counsel	Kasey Sanossian
Director, Drug, Health & Safety Programs	Lindsey Ingraham
Senior Counsel	Vanish Grover, Justin Wiley
Senior Coordinator, Drug, Health & Safety Programs	Isabel Caro
Coordinator, Drug, Health & Safety Programs	Mary Ney



BALTIMORE ORIOLES

333 West Camden Street, Baltimore, MD 21201
1-888-848-BIRD

Stadium (Capacity)..... Oriole Park at Camden Yards (44,487), opened 1992
Dimensions (L-C-R)..... 333-400-318

Control Owner..... David Rubenstein
Executive Vice President and General Manager..... Mike Elias
Field Manager..... Brandon Hyde (7th season w/BAL)
Director, Public Relations..... Jackie Harig
Manager, Baseball Communications..... Nate Rowan

2024 Record..... 91-71, second place AL East (Wild Card)

2024 Twins vs. Baltimore

4/15..... at BAL..... L..... 4-7	9/27..... BAL..... L..... 2-7
4/16..... at BAL..... L..... 3-11	9/28..... BAL..... L..... 2-9
4/17..... at BAL..... L..... 2-4	9/29..... BAL..... L..... 2-6

Last Minnesota Sweep

3-Game..... at MIN	at BAL
May 24-26, 2021	April 20-21, 2019
4-Game..... July 5-8, 2018	August 20-23, 2015

Last Baltimore Sweep

3-Game..... at MIN	at BAL
September 27-29, 2024	April 15-17, 2024
4-Game..... August 22-25, 2011	July 1-3, 1966



4 Jersey St., Boston, MA 02215
(617) 226-6000

Stadium (Capacity)..... Fenway Park (37,755 - Night, 37,305 - Day), opened 1912
Dimensions (L-C-R)..... 310-390-302

Principal Owner..... John W. Henry
Chairman..... Thomas C. Werner
President/CEO..... Sam Kennedy
Chief Baseball Officer..... Craig Breslow
Field Manager..... Alex Cora (7th season w/ BOS)
Director, Baseball Communications and Media Relations..... Abby Murphy
Assistant Director, Baseball Communications and Media Relations..... JP Nolan

2024 Record..... 81-81, third place AL East

2024 Twins vs. Boston

5/3..... BOS..... W..... 5-2	9/20..... at BOS..... W..... 4-2
5/4..... BOS..... W..... 3-1	9/22 (1). at BOS..... L..... 1-8
5/5..... BOS..... L..... 2-9	9/22 (2). at BOS..... L..... 3-9

Last Minnesota Sweep

3-Game..... at MIN	at BOS
May 25-27, 2015	June 13-15, 1994
4-Game..... August 1-4, 1966	July 18-21, 1991

Last Boston Sweep

3-Game..... at MIN	at BOS
May 17-19, 2013	June 16-18, 2014
4-Game..... July 3-6, 2000	August 14-17, 1997

SERIES RESULTS, LAST 20 YEARS

YEAR	HOME	ROAD	TOTALS
2004	1-2	4-2	5-4
2005	2-1	1-2	3-3
2006	2-1	4-2	6-3
2007	3-0	4-0	7-0
2008	1-2	2-1	3-3
2009	2-1	0-2	2-3
2010	2-2	3-1	5-3
2011	0-4	2-2	2-6
2012	2-2	0-3	2-5
2013	1-2	2-1	3-3
2014	2-1	1-3	3-4
2015	3-0	4-0	7-0
2016	1-2	0-3	1-5
2017	2-2	3-0	5-2
2018	4-0	2-1	6-1
2019	3-0	3-0	6-0
2021	3-0	1-2	4-2
2022	2-1	2-2	4-3
2023	0-3	2-1	2-4
2024	0-3	0-3	0-6
SINCE '61	166-163	145-184	311-347

Won-Lost Record at Stadium

Metropolitan Stadium (1961-1981)..... 68-77
Metrodome (1982-2009)..... 73-64
Target Field (2010-present)..... 25-22
Memorial Stadium (1961-1991)..... 88-117
Oriole Park/Camden Yards (1992-present)..... 57-67

SERIES RESULTS, LAST 20 YEARS

YEAR	HOME	ROAD	TOTALS
2004	2-1	2-1	4-2
2005	2-1	0-3	2-4
2006	3-0	2-1	5-1
2007	1-2	2-2	3-4
2008	3-1	0-3	3-4
2009	2-2	0-2	2-4
2010	2-1	0-2	2-3
2011	1-2	1-3	2-5
2012	0-3	3-1	3-4
2013	0-3	3-1	3-4
2014	2-1	0-3	2-4
2015	3-0	2-2	5-2
2016	1-2	2-2	3-4
2017	1-2	1-3	2-5
2018	2-1	1-3	3-4
2019	1-2	2-1	3-3
2021	1-3	1-2	2-5
2022	2-1	2-2	4-3
2023	2-2	1-2	3-4
2024	2-1	1-2	3-3
SINCE '61	187-140	139-191	326-331

Won-Lost Record at Stadium

Metropolitan Stadium (1961-1981)..... 87-58
Metrodome (1982-2009)..... 80-58
Target Field (2010-present)..... 20-24
Fenway Park (1961-present)..... 139-191



CHICAGO WHITE SOX

333 West 35th St., Chicago, IL 60616
(312) 674-1000

Stadium (Capacity).....Rate Field (40,615), opened 1991
Dimensions (L-C-R).....330-400-335

Chairman.....Jerry Reinsdorf
Senior Vice President, General Manager.....Chris Getz
Field Manager.....Will Venable (1st season)
Senior Director, Media Relations.....Bob Beghtol
Manager, Spanish Communications/Interpreter.....Billy Russo

2024 Record.....41-121, fifth place AL Central

2024 Twins vs. Chicago

4/22.....CWS.....W.....7-0	7/8.....at CWS.....W.....8-6
4/23.....CWS.....W.....6-5	7/10 (1). at CWS.....L.....1-3
4/24.....CWS.....W.....6-3	7/10 (2). at CWS.....W.....3-2
4/25.....CWS.....W.....6-3	8/2.....CWS.....W.....10-2
4/29.....at CWS.....W.....3-2	8/3.....CWS.....W.....6-2
4/30.....at CWS.....W.....6-5	8/4.....CWS.....W.....13-7
5/1.....at CWS.....W.....10-5	

Last Minnesota Sweep

3-Game.....at MIN.....August 2-4, 2024.....at CWS.....April 29-May 1, 2024
4-Game.....April 22-25, 2024.....June 22-24, 1979

Last Chicago Sweep

3-Game.....at MIN.....April 11-14, 2016.....at CWS.....June 29-July 1, 2021
4-Game.....Never.....June 6-9, 2008



CLEVELAND GUARDIANS

2401 Ontario St., Cleveland, OH 44115
(216) 420-4200

Stadium (Capacity).....Progressive Field (34,830), opened 1994
Dimensions (L-C-R).....325-405-325

Chairman & Chief Executive Officer.....Paul J. Dolan
President, Baseball Operations.....Chris Antonetti
General Manager.....Mike Chernoff
Field Manager.....Stephen Vogt (2nd season)
Director, Baseball Information & Player Relations.....Bart Swain
Director, Communications & Player Relations.....Court Berry-Tripp
Assistant Director, Communications.....Austin Controulis

2024 Record.....92-69, first place AL Central

2024 Twins vs. Cleveland

4/4.....CLE.....L.....2-4	9/16.....at CLE.....L.....3-4
4/6.....CLE.....L.....1-3	9/17.....at CLE.....W.....4-1
5/17.....at CLE.....L.....2-3	9/18.....at CLE.....L.....4-5
5/18.....at CLE.....L.....4-11	9/19.....at CLE.....L.....2-3
5/19.....at CLE.....L.....2-5	
8/9 (1).....CLE.....W.....4-2	
8/9 (2).....CLE.....W.....6-3	
8/10.....CLE.....L.....1-2	
8/11.....CLE.....L.....3-5	

Last Minnesota Sweep

3-Game.....at MIN.....September 9-11, 2020.....at CLE.....June 23-25, 2017
4-Game.....June 7-10, 1991.....Never

Last Cleveland Sweep

2-Game.....at MIN.....April 4-6, 2024.....at CLE.....Never
3-Game.....September 9-11, 2022.....May 17-19, 2024
4-Game.....June 16-18, 2017.....April 8-11, 2002

SERIES RESULTS, LAST 20 YEARS

YEAR	HOME	ROAD	TOTALS
2005	3-6	4-5	7-11
2006	5-5	5-4	10-9
2007	5-4	4-5	9-9
2008	8-1	2-8	10-9
2009	7-2	5-4	12-6
2010	6-3	7-2	13-5
2011	3-6	6-3	9-9
2012	2-7	2-7	4-14
2013	5-5	6-3	11-8
2014	6-4	4-5	10-9
2015	8-2	5-4	13-6
2016	4-6	3-6	7-12
2017	6-3	6-4	12-7
2018	7-3	5-4	12-7
2019	6-3	7-3	13-6
2020	2-1	3-4	5-5
2021	4-5	2-8	6-13
2022	6-4	4-5	10-9
2023	5-1	4-3	9-4
2024	7-0	5-1	12-1
SINCE '61	292-212-2	248-258-1	540-470-3

Won-Lost Record at Stadium

Metropolitan Stadium (1961-1981).....101-70-2
Metrodome (1982-2009).....114-89
Target Field (2010-present).....77-53
Comiskey Park (1961-1990).....117-114
Milwaukee County Stadium (1968-1969).....2-0
Rate Field (1991-present).....129-144-1

SERIES RESULTS, LAST 20 YEARS

YEAR	HOME	ROAD	TOTALS
2005	5-4	4-6	9-10
2006	6-3	5-5	11-8
2007	2-7	2-7	4-14
2008	7-2	3-6	10-8
2009	6-3	4-5	10-8
2010	6-3	6-3	12-6
2011	4-5	3-6	7-11
2012	6-3	6-3	12-6
2013	3-7	3-6	6-13
2014	4-5	4-6	8-11
2015	6-3	6-4	12-7
2016	4-5	5-5	9-10
2017	1-9	6-3	7-12
2018	5-4	4-6	9-10
2019	4-6	5-4	9-10
2020	6-1	1-2	7-3
2021	5-4	6-4	11-8
2022	3-6	3-7	6-13
2023	3-4	3-3	6-7
2024	2-4	1-6	3-10
SINCE '61	246-228-1	208-263	454-491-1

Won-Lost Record at Stadium

Metropolitan Stadium (1961-1981).....75-70-1
Metrodome (1982-2009).....109-89
Target Field (2010-present).....62-69
Hiram Bithorn Stadium (2018).....1-1
Cleveland Stadium (1961-1993).....96-116
Progressive Field (1994-present).....112-147



DETROIT TIGERS

2100 Woodward Ave., Detroit, MI 48201
(313) 471-2000

Stadium (Capacity)..... Comerica Park (41,083), opened 2000
Dimensions (L-C-R)..... 342-412-330

President and CEO, Ilitch Holdings Inc./Chairman and CEO, Detroit Tigers... Christopher Ilitch
President, Baseball Operations..... Scott Harris
Field Manager..... A.J. Hinch (5th season w/ DET)
Senior Vice President, Communications & Broadcasting..... Ron Colangelo
Director, Communications and Broadcasting..... Ben Fidelman
Director, Communications..... Peter Chase
Manager, Spanish Communications and Broadcasting..... Carlos Guillen

2024 Record..... 86-76, tied for second place AL Central (Wild Card)

2024 Twins vs. Detroit

4/12 at DET L 2-8	7/2 DET W 5-3
4/13 at DET W 11-5	7/3 DET L 2-9
4/13 at DET W 4-1	7/4 DET W 12-3
4/14 at DET L 3-4	7/26 at DET W 9-3
4/19 DET L 4-5	7/27 at DET L 2-7
4/20 DET W 4-3	7/28 at DET W 5-0
4/21 DET L 1-6	

Last Minnesota Sweep

3-Game at MIN April 26-28, 2022 September 24-26, 2019
4-Game July 8-11, 2021 September 21-24, 2017

Last Detroit Sweep

3-Game at MIN September 20-22, 2016 July 17-18, 2021
4-Game Never May 27-29, 1983



P.O. Box 288, Houston, TX 77001-0288
(713) 259-8900

Stadium (Capacity)..... Daikin Park (41,168), opened 2000
Dimensions (L-C-R)..... 315-409-326

Owner and Chairman..... Jim Crane
General Manager..... Dana Brown
Field Manager..... Joe Espada (2nd season)
Vice President, Communications..... Gene Dias
Director, Communications..... Steve Grande

2024 Record..... 88-73, first place AL West

2024 Twins vs. Houston

5/31 at HOU W 6-1	7/5 HOU L 12-13
6/1 at HOU L 2-5	7/6 HOU W 9-3
6/2 at HOU W 3-2	7/7 HOU W 3-2

Last Minnesota Sweep

3-Game at MIN August 2-4, 2013 Never
4-Game Never Never

Last Houston Sweep

3-Game at MIN May 10-12, 2022 August 23-25, 2022
4-Game Never Never

SERIES RESULTS, LAST 20 YEARS

YEAR	HOME	ROAD	TOTALS
2005	7-2	4-6	11-8
2006	6-4	2-7	8-11
2007	1-8	5-4	6-12
2008	6-3	5-4	11-7
2009	8-2	4-5	12-7
2010	7-2	2-7	9-9
2011	2-7	2-7	4-14
2012	2-7	6-3	8-10
2013	4-5	4-6	8-11
2014	5-4	5-5	10-9
2015	5-5	3-6	8-11
2016	0-9	4-6	4-15
2017	4-5	7-3	11-8
2018	7-3	5-4	12-7
2019	6-3	8-2	14-5
2020	6-1*	0-3	6-4
2021	7-3	4-5	11-8
2022	7-2	4-6	11-8
2023	2-4	3-4	5-8
2024	3-3	4-3	7-6
SINCE '61	262-213*	236-236-1	498-449-1

*Home record includes 1-0 as visiting team in home ballpark...Twins were visitors as part of doubleheader

Won-Lost Record at Stadium

Metropolitan Stadium (1961-1981) 81-67
Metrodome (1982-2009) 114-83
Target Field (2010-present)..... 67-63
Tiger Stadium (1961-1999)..... 127-125-1
Comerica Park (2000-present) 109-111

HOUSTON ASTROS

ALL-TIME SERIES RESULTS

YEAR	HOME	ROAD	TOTALS
1997	- -	2-1	2-1
1998	- -	1-1	1-1
1999	1-2	- -	1-2
2000	- -	2-1	2-1
2001	2-1	- -	2-1
2006	- -	2-1	2-1
2009	1-2	- -	1-2
2013	3-0	2-1	5-1
2014	1-2	2-1	3-3
2015	2-1	1-2	3-3
2016	1-3	1-2	2-5
2017	0-3	1-2	1-5
2018	2-1	0-3	2-4
2019	3-1	1-2	4-3
2021	1-2	3-1	4-3
2022	0-3	0-3	0-6
2023	2-1	2-1	4-2
2024	2-1	2-1	4-2
ALL-TIME	21-23	22-23	43-46

Won-Lost Record at Stadium

Metrodome (1999-2009) 4-5
Target Field (2013-present)..... 17-18
Astrodome (1997-1999)..... 5-3
Daikin Park (2000-present)..... 19-21



KANSAS CITY ROYALS

One Royal Way, Kansas City, MO 64129
(816) 921-8000

Stadium (Capacity).....Kauffman Stadium (37,903), opened 1973
Dimensions (L-C-R).....330-410-330

Chairman and CEO.....John Sherman
Executive Vice President/General Manager.....J.J. Picollo
Field Manager.....Matt Quattraro (3rd season w/ KC)
Vice President, Communications.....Sam Mellinger
Director, Media Relations.....Nick Kappel
Assistant Director, Media Relations.....Ian Kraft

2024 Record.....86-76, second place AL Central (Wild Card)

2024 Twins vs. Kansas City

3/28.....at KC.....W.....4-1	8/12.....KC.....W.....8-3
3/30.....at KC.....W.....5-1	8/13.....KC.....W.....13-3
3/31.....at KC.....L.....0-11	8/14.....KC.....L.....1-4
5/27.....KC.....W.....6-5	9/6.....at KC.....L.....0-5
5/28.....KC.....W.....4-2	9/7.....at KC.....L.....2-4
5/29.....KC.....L.....1-6	9/8.....at KC.....L.....0-2
5/30.....KC.....W.....7-6	

Last Minnesota Sweep.....at MIN.....at KC
3-Game.....July 3-5, 2023.....March 30-April 2, 2023
4-Game.....June 29-July 2, 1970.....June 2-5, 2011

Last Kansas City Sweep.....at MIN.....at KC
3-Game.....October 2-4, 2015.....September 6-8, 2024
4-Game.....May 7-10, 1999.....August 18-21, 2016



LOS ANGELES ANGELS

2000 Gene Autry Way, Anaheim, CA 92806
(714) 940-2000

Stadium (Capacity).....Angel Stadium (45,603), opened 1966
Dimensions (L-C-R).....347-396-348

Owners.....Arte & Carole Moreno
President.....John Carpino
General Manager.....Perry Minasian
Field Manager.....Ron Washington (2nd season)
Senior Director, Communications.....Adam Chodzko
Senior Manager, Communications.....Matt Birch

2024 Record.....63-99, fifth place AL West

2024 Twins vs. Los Angeles

4/26.....at LAA.....W.....5-3	9/9.....LAA.....L.....2-6
4/27.....at LAA.....W.....16-5	9/10.....LAA.....W.....10-5
4/28.....at LAA.....W.....11-5	9/11.....LAA.....W.....6-4

Last Minnesota Sweep.....at MIN.....at LAA
3-Game.....April 15-17, 2016.....April 26-28, 2024
4-Game.....September 27-30, 1993.....September 22-25, 1988

Last Los Angeles Sweep.....at MIN.....at LAA
3-Game.....July 31-August 2, 2009.....June 24-26, 2014
4-Game.....September 4-7, 2014.....Never

SERIES RESULTS, LAST 20 YEARS

YEAR	HOME	ROAD	TOTALS
2005	6-3	7-3	13-6
2006	5-4	7-3	12-7
2007	5-4	4-5	9-9
2008	5-4	7-2	12-6
2009	5-4	7-2	12-6
2010	7-2	6-3	13-5
2011	6-3	4-5	10-8
2012	5-4	6-3	11-7
2013	2-8	2-7	4-15
2014	5-5	3-6	8-11
2015	2-7	5-5	7-12
2016	3-6	1-9	4-15
2017	6-3	5-5	11-8
2018	7-2	2-8	9-10
2019	8-2	6-3	14-5
2020	3-1	2-4	5-5
2021	4-5	5-5	9-10
2022	8-2	4-5	12-7
2023	6-1	3-3	9-4
2024	5-2	2-4	7-6
SINCE '61	249-190	211-233	460-423

Won-Lost Record at Stadium

Metropolitan Stadium (1969-1981).....59-47
Metrodome (1982-2009).....113-90
Target Field (2010-present).....77-53
Municipal Stadium (1969-1972).....17-19
Kauffman Stadium (1973-present).....194-214

SERIES RESULTS, LAST 20 YEARS

YEAR	HOME	ROAD	TOTALS
2004	3-3	1-2	4-5
2005	3-4	1-2	4-6
2006	1-2	1-2	2-4
2007	2-1	1-5	3-6
2008	1-3	2-2	3-5
2009	3-3	1-3	4-6
2010	2-1	3-1	5-2
2011	1-2	2-4	3-6
2012	3-3	0-3	3-6
2013	3-0	2-1	5-1
2014	0-4	0-3	0-7
2015	1-3	1-2	2-5
2016	3-0	1-2	4-2
2017	2-1	3-1	5-2
2018	1-2	2-2	3-4
2019	2-1	3-0	5-1
2020	1-3	1-2	2-5
2021	1-2	1-2	2-4
2022	2-1	1-2	3-3
2023	2-1	3-0	5-1
2024	2-1	3-0	5-1
SINCE '61	182-195	180-193	362-388

Won-Lost Record at Stadium

Metropolitan Stadium (1961-1981).....83-89
Metrodome (1982-2009).....75-82
Target Field (2010-present).....24-24
Wrigley Field (1961).....4-5
Dodger Stadium (1962-1965).....19-17
Angel Stadium (1966-present).....157-171



NEW YORK YANKEES

One East 161st St., Bronx, NY 10451
(718) 293-4300

Stadium (Capacity)..... Yankee Stadium (46,537), opened 2009
Dimensions (L-C-R)..... 318-408-314

Managing General Partner/ChairpersonHarold Z. Steinbrenner
General Partner/Vice Chairperson Jennifer Steinbrenner Swindal/Jessica Steinbrenner
President Randy Levine, Esq.
Senior Vice President/General Manager Brian Cashman
Field Manager Aaron Boone (8th season w/ NY)
Vice President, Communications & Media Relations Jason Zillo
Senior Director, Communications & Media Relations Michael Margolis

2024 Record 94-68, first place AL East

2024 Twins vs. New York

5/14 NY L	1-5	6/4 at NY L	1-5
5/15 NY L	0-4	6/5 at NY L	5-9
5/16 NY L	0-5	6/6 at NY L	5-8

Last Minnesota Sweep	at MIN	at NY
3-Game	September 6-8, 1991	August 9-11, 1968
4-Game	July 3-5, 1967	Never

Last New York Sweep	at MIN	at NY
3-Game	May 14-16, 2024	June 4-6, 2024
4-Game	July 1-4, 2013	April 23-26, 2018

SERIES RESULTS, LAST 20 YEARS

YEAR	HOME	ROAD	TOTALS
2004	2-1	0-3	2-4
2005	2-1	1-2	3-3
2006	2-1	1-2	3-3
2007	1-2	1-3	2-5
2008	4-3	0-3	4-6
2009	0-3	0-4	0-7
2010	1-2	1-2	2-4
2011	1-3	1-3	2-6
2012	1-2	2-2	3-4
2013	0-4	2-1	2-5
2014	1-3	2-1	3-4
2015	1-2	0-3	1-5
2016	1-3	1-2	2-5
2017	2-1	0-3	2-4
2018	2-1	0-4	2-5
2019	1-2	1-2	2-4
2021	1-2	0-4	1-6
2022	1-2	1-3	2-5
2023	2-1	2-2	4-3
2024	0-3	0-3	0-6
SINCE '61	148-185	120-205-1	268-390-1

Won-Lost Record at Stadium

Metropolitan Stadium (1961-1981) 69-77
Metrodome (1982-2009) 64-77
Target Field (2010-present) 15-31
Yankee Stadium I (1961-73/76-08) 103-159-1
Shea Stadium (1974-1975) 4-7
Yankee Stadium II (2009-present) 13-39



400 Ballpark Drive, West Sacramento, CA 95691
(916) 371-4487

Stadium (Capacity)..... Sutter Health Park (14,000), opened 2000
Dimensions (L-C-R)..... 330-400-330

Managing Partner/Board Member John Fisher
Senior Advisor to the Managing Partner Billy Beane
General Manager David Forst
Field Manager Mark Kotsay (4th season)
Director, Baseball Communications Mark Ling
Manager, Baseball Information Mike Selleck
Manager, Baseball Communications Olivia Hummer

2024 Record 69-93, fourth place AL West

2024 Twins vs. Oakland

6/13 OAK W	6-2	6/21 at OAK L	5-6
6/14 OAK W	6-5	6/22 at OAK W	10-2
6/16 (1) OAK W	6-2	6/33 at OAK W	3-0
6/16 (2) OAK W	8-7				

Last Minnesota Sweep	at MIN	at OAK
3-Game	May 6-8, 2022	July 14-16, 2023
4-Game	June 13-16, 2024	August 13-15, 1993

Last Oakland Sweep	at MIN	at OAK
3-Game	April 7-10, 2014	April 20-21, 2021
4-Game	April 9-12, 1981	September 19-22, 2013

ATHLETICS

SERIES RESULTS, LAST 20 YEARS

YEAR	HOME	ROAD	TOTALS
2004	1-3	1-2	2-5
2005	1-3	3-3	4-6
2006	5-1	1-3	6-4
2007	4-0	1-2	5-2
2008	2-1	3-4	5-5
2009	1-2	3-4	4-6
2010	4-2	2-1	6-3
2011	1-2	3-2	4-4
2012	3-3	1-2	4-5
2013	1-2	0-4	1-6
2014	0-3	1-3	1-6
2015	3-1	1-2	4-3
2016	2-1	0-3	2-4
2017	2-1	1-2	3-3
2018	1-3	1-2	2-5
2019	2-2	1-2	3-4
2021	1-2	0-3	1-5
2022	3-0	2-1	5-1
2023	2-1	3-0	5-1
2024	4-0	2-1	6-1
SINCE '68*	184-140	138-177	322-317

*excludes 1961-1967 vs. Kansas City Athletics

Won-Lost Record at Stadium

Metropolitan Stadium (1968-1981) 69-46
Metrodome (1982-2009) 86-71
Target Field (2010-present) 29-23
Oakland Coliseum (1968-2024) 138-177



SEATTLE MARINERS

1250 First Avenue South, Seattle, WA 98134
Mailing Address: P.O. Box 4100, Seattle, WA 98194
(206) 346-4000

Stadium (Capacity).....T-Mobile Park (47,480), opened 1999
Dimensions (L-C-R).....331-401-326

Chairman & Managing Partner.....John Stanton
President, Baseball Operations.....Jerry Dipoto
Executive Vice President & General Manager.....Justin Hollander
Field Manager.....Dan Wilson (1st full season)
Vice President, Communications.....Tim Hevly
Manager, Baseball Information.....Adam Gresch

2024 Record.....85-77, second place AL West

2024 Twins vs. Seattle

5/6.....SEA.....W.....3-1
5/7.....SEA.....L.....6-10
5/8.....SEA.....W.....6-3
5/9.....SEA.....W.....11-1
6/28.....at SEA.....L.....2-3
6/29.....at SEA.....W.....5-1
6/30.....at SEA.....W.....5-3

Last Minnesota Sweep.....at MIN.....at SEA
3-Game.....July 30-August 1, 2010.....May 27-29, 2016
4-Game.....April 25-28, 1991.....Never

Last Seattle Sweep.....at MIN.....at SEA
3-Game.....September 13-15, 1996.....May 25-27, 2018
4-Game.....May 29-June 1, 2003.....Never

SERIES RESULTS, LAST 20 YEARS

YEAR	HOME	ROAD	TOTALS
2004	3-0	2-4	5-4
2005	3-1	3-3	6-4
2006	4-1	1-2	5-3
2007	1-2	5-1	6-3
2008	3-0	2-4	5-4
2009	4-3	1-2	5-5
2010	3-0	3-4	6-4
2011	2-4	1-1	3-5
2012	1-3	1-5	2-8
2013	2-1	2-2	4-3
2014	2-1	3-1	5-2
2015	2-2	2-1	4-3
2016	1-2	3-0	4-2
2017	2-2	1-2	3-4
2018	1-2	0-3	1-5
2019	2-1	3-1	5-2
2021	1-2	1-2	2-4
2022	2-2	2-1	4-3
2023	1-2	2-2	3-4
2024	3-1	2-1	5-2
SINCE '61	128-114-1	108-131	236-245-1

Won-Lost Record at Stadium

Metropolitan Stadium (1977-1981).....17-18-1
Metrodome (1982-2009).....86-71
Target Field (2010-present).....25-25
Kingdome (1977-1999).....61-75
T-Mobile Park (1999-present).....47-56



TAMPA BAY RAYS

1 Steinbrenner Dr., Tampa, FL 33614
1-888-FAN-RAYS

Stadium (Capacity).....George M. Steinbrenner Field (11,026), opened 1996
Dimensions (L-C-R).....318-408-314

Principal Owner.....Stuart Sternberg
Presidents.....Brian Auld & Matt Silverman
President, Baseball Operations.....Erik Neander
Field Manager.....Kevin Cash (11th season)
Director, Communications & Player Relations.....Elvis Martinez

2024 Record.....80-82, fourth place AL East

2024 Twins vs. Tampa Bay

6/18.....TB.....W.....7-6
6/19.....TB.....L.....2-3
6/20.....TB.....L.....6-7
9/2.....at TB.....W.....5-4
9/3.....at TB.....L.....1-2
9/4.....at TB.....L.....4-9
9/5.....at TB.....W.....4-3

Last Minnesota Sweep.....at MIN.....at TB
3-Game.....July 1-3, 2005.....May 6-8, 2005
4-Game.....July 17-20, 2006.....Never

Last Tampa Bay Sweep.....at MIN.....at TB
3-Game.....July 18-20, 2014.....June 6-8, 2023
4-Game.....Never.....July 8-11, 2013

SERIES RESULTS, LAST 20 YEARS

YEAR	HOME	ROAD	TOTALS
2004	3-3	1-2	4-5
2005	3-0	3-0	6-0
2006	4-0	2-1	6-1
2007	2-2	1-2	3-4
2008	1-1	2-2	3-3
2009	2-1	1-2	3-3
2010	1-3	2-2	3-5
2011	2-4	1-3	3-7
2012	0-3	1-2	1-5
2013	1-2	0-4	1-6
2014	0-3	2-1	2-4
2015	2-1	2-1	4-2
2016	1-3	2-1	3-4
2017	1-2	1-2	2-4
2018	3-1	0-3	3-4
2019	2-1	3-1	5-2
2021	2-1	1-2	3-3
2022	2-1	2-1	4-2
2023	1-2	0-3	1-5
2024	1-2	2-2	3-4
ALL-TIME	50-46	41-50	91-96

Won-Lost Record at Stadium

Metrodome (1998-2009).....31-17
Target Field (2010-present).....19-29
Tropicana Field (1998-2024).....41-50



TEXAS RANGERS

734 Stadium Drive, Arlington, TX 76011
(817) 533-1972

Stadium (Capacity).....Globe Life Field (40,518), opened 2020
Dimensions (L-C-R).....329-407-326

Managing Partner and Majority Owner.....Ray Davis
Executive Committee.....Bob Simpson
Executive Vice President.....Chris Young
General Manager.....Ross Fenstermaker
Field Manager.....Bruce Bochy (3rd season w/ TEX)
Vice President, Communications.....Rich Rice
Assistant Director, Baseball Communications.....Tyler Strachan

2024 Record.....78-84, third place AL West

2024 Twins vs. Texas

5/24.....TEX.....W.....3-2	8/15.....at TEX.....W.....3-2
5/25.....TEX.....W.....5-3	8/16.....at TEX.....W.....4-3
5/26.....TEX.....L.....2-6	8/17.....at TEX.....W.....5-2
	8/18.....at TEX.....L.....5-6

Last Minnesota Sweep	at MIN	at TEX
3-Game	September 3-5, 2010	June 18-20, 2021
4-Game	Never	August 15-18, 2019

Last Texas Sweep	at MIN	at TEX
3-Game	April 13-15, 2012	July 8-10, 2003
4-Game	April 22-25, 1999	June 26-28, 1987

SERIES RESULTS, LAST 20 YEARS

YEAR	HOME	ROAD	TOTALS
2004	3-0	2-2	5-2
2005	2-4	1-2	3-6
2006	1-2	3-3	4-5
2007	5-1	2-1	7-2
2008	4-3	1-2	5-5
2009	2-1	4-3	6-4
2010	6-0	1-3	7-3
2011	3-1	2-2	5-3
2012	0-3	2-5	2-8
2013	2-2	2-1	4-3
2014	1-3	1-2	2-5
2015	2-1	1-2	3-3
2016	2-1	3-1	5-2
2017	2-2	2-1	4-3
2018	1-2	1-2	2-4
2019	2-1	4-0	6-1
2021	1-3	3-0	4-3
2022	1-3	1-2	2-5
2023	3-1	2-1	5-2
2024	2-1	3-1	5-2
ALL-TIME*	155-131	137-155	292-286

*excludes 1961-1971 vs. Washington Senators

Won-Lost Record at Stadium

Metropolitan Stadium (1972-1981).....42-37
Metrodome (1982-2009).....85-70
Target Field (2010-present).....28-24
Arlington Stadium (1972-1993).....71-86
Globe Life Park in Arlington (1994-2019).....57-65
Globe Life Field (2021-present).....9-4



TORONTO BLUE JAYS

1 Blue Jays Way, Suite 3200, Toronto, Ontario M5V 1J1
(416) 341-1000

Stadium (Capacity).....Rogers Centre (41,500), opened 1989
Dimensions (L-C-R).....328-400-328

Chairman, Toronto Blue Jays.....Edward Rogers
Vice Chairman, Rogers Communications Inc.....Roger Rai
President & Chief Executive Officer.....Mark Shapiro
Executive Vice President, Baseball Operations/General Manager.....Ross Atkins
Field Manager.....John Schneider (4th season)
Vice President, Communications.....Andrea Goldstein
Senior Manager, Baseball Communications.....Adam Felton

2024 Record.....74-88, fifth place AL East

2024 Twins vs. Toronto

5/10.....at TOR.....W.....3-2	8/30.....TOR.....W.....2-0
5/11.....at TOR.....L.....8-10	8/31.....TOR.....L.....0-15
5/12.....at TOR.....W.....5-1	9/1.....TOR.....W.....4-3

Last Minnesota Sweep	at MIN	at TOR
3-Game	July 26-28, 2002	May 5-8, 2019
4-Game	July 21-23, 1979	Never

Last Toronto Sweep	at MIN	at TOR
3-Game	September 6-8, 2013	August 26-28, 2016
4-Game	Never	August 3-6, 2015

SERIES RESULTS, LAST 20 YEARS

YEAR	HOME	ROAD	TOTALS
2004	2-1	2-1	4-2
2005	2-1	2-1	4-2
2006	1-3	1-2	2-5
2007	4-3	0-3	4-6
2008	0-3	0-3	0-6
2009	1-3	2-2	3-5
2010	1-3	2-3	3-6
2011	0-3	1-2	1-5
2012	2-2	0-3	2-5
2013	0-3	1-2	1-5
2014	2-1	2-1	4-2
2015	2-1	0-4	2-5
2016	1-3	0-3	1-6
2017	2-2	2-1	4-3
2018	1-2	3-0	4-2
2019	1-3	3-0	4-3
2021	2-2	1-2	3-4
2022	2-2	2-1	4-3
2023	1-2	2-1	3-3
2024	2-1	2-1	4-2
ALL-TIME	101-114	86-121	187-235

Won-Lost Record at Stadium

Metropolitan Stadium (1977-1981).....20-5
Metrodome (1982-2009).....62-79
Target Field (2010-present).....19-30
Exhibition Stadium (1977-May 1989).....30-40
Rogers Centre (June 1989-present).....56-81



ARIZONA DIAMONDBACKS

401 East Jefferson St., Phoenix, AZ 85004
(602) 462-6500

Stadium (Capacity).....Chase Field (48,330), opened 1998
Dimensions (L-C-R).....330-407-335

Managing General Partner.....Ken Kendrick
President, CEO & General Partner.....Derrick Hall
Executive Vice President & General Manager.....Mike Hazen
Field Manager.....Torey Lovullo (9th season)
Vice President, Communications.....Casey Wilcox
Manager, Player & Media Relations.....Shane Philipps

2024 Record.....89-73, third place NL West

2024 Twins vs. Arizona
6/25.....at ARI.....L.....4-5
6/26.....at ARI.....W.....8-3
6/27.....at ARI.....W.....13-6

Last Minnesota Sweep.....at MIN.....at ARI
2-Game.....Never.....Never
3-Game.....August 4-6, 2023.....Never

Last Arizona Sweep.....at MIN.....at ARI
2-Game.....Never.....Never
3-Game.....Never.....May 20-22, 2011

ALL-TIME SERIES RESULTS

YEAR	HOME	ROAD	TOTALS
2003	1-2	-	1-2
2004	-	2-1	2-1
2005	-	2-1	2-1
2008	3-0	-	3-0
2011	-	0-3	0-3
2014	2-1	-	2-1
2017	3-0	-	3-0
2022	-	1-2	1-2
2023	3-0	-	3-0
2024	-	2-1	2-1
ALL-TIME	12-3	7-8	19-11

Won-Lost Record at Stadium

Metrodome (2003-2008).....4-2
Target Field (2014-present).....8-1
Chase Field (2004-present).....7-8



ATLANTA BRAVES

755 Battery Avenue, SE, Atlanta, GA 30339-3017
(404) 614-1463

Stadium (Capacity).....Truist Park (41,184), opened 2017
Dimensions (L-C-R).....335-400-325

Chairman.....Terry McGuirk
President and CEO, Atlanta Braves.....Derek Schiller
President, Baseball Operations and General Manager.....Alex Anthopoulos
Field Manager.....Brian Snitker (10th season)
Director, Baseball Communications.....Jared Burleyson
Director, Baseball Player Relations.....Franco Garcia

2024 Record.....89-73, second place NL East (Wild Card)

2024 Twins vs. Atlanta
8/26.....ATL.....L.....6-10
8/27.....ATL.....L.....6-8
8/28.....ATL.....L.....1-5

Last Minnesota Sweep.....at MIN.....at ATL
2-Game.....Never.....August 16-17, 2016
3-Game.....June 12-14, 2007.....Never

Last Atlanta Sweep.....at MIN.....at ATL
2-Game.....July 26-27, 2016.....Never
3-Game.....August 26-28, 2024.....June 26-28, 2023

ALL-TIME SERIES RESULTS

YEAR	HOME	ROAD	TOTALS
2002	1-2	-	1-2
2007	3-0	-	3-0
2010	1-2	-	1-2
2013	-	0-3	0-3
2016	0-2	2-0	2-2
2019	1-2	-	1-2
2023	-	0-3	0-3
2024	0-3	-	0-3
ALL-TIME	6-11	2-6	8-17

Won-Lost Record at Stadium

Metrodome (2002-07).....4-2
Target Field (2010-present).....2-9
Turner Field (2013-16).....2-3
Truist Park (2017-present).....0-3



CHICAGO CUBS

1060 West Addison St., Chicago, IL 60613-4397
(773) 404-2827

Stadium (Capacity).....Wrigley Field (41,268), opened 1914
Dimensions (L-C-R).....355-400-353

Chairman.....Tom Ricketts
President, Baseball Operations.....Jed Hoyer
General Manager.....Carter Hawkins
Field Manager.....Craig Counsell (2nd season w/ CHC)
Senior Director, Media Relations.....John Steinmiller
Assistant Director, Media Relations.....Joanna Schimmel

2024 Record.....83-79, second place NL Central
2024 Twins at Chicago
8/5.....at CHC.....W.....3-0
8/6.....at CHC.....L.....3-7
8/7.....at CHC.....L.....2-8

Last Minnesota Sweep.....at MIN.....at CHC
2-Game.....Never.....September 21-22, 2021
3-Game.....June 23-25, 2006.....Never

Last Chicago Sweep.....at MIN.....at CHC
2-Game.....August 31-September 1, 2021.....Never
3-Game.....Never.....June 29-July 1, 2018

ALL-TIME SERIES RESULTS

YEAR	HOME	ROAD	TOTALS
1997	--	1-2	1-2
1998	2-1	--	2-1
1999	--	1-2	1-2
2000	1-2	--	1-2
2001	--	0-3	0-3
2006	3-0	--	3-0
2009	--	2-1	2-1
2012	2-1	--	2-1
2015	1-2	--	1-2
2018	--	0-3	0-3
2020	--	2-1	2-1
2021	0-2	2-0	2-2
2023	2-1	--	2-1
2024	--	1-2	1-2
ALL-TIME	11-9	9-14	20-23

Won-Lost Record at Stadium

Metrodome (1998-2006).....6-3
Target Field (2012-present).....5-6
Wrigley Field (1997-present).....9-14

OPPONENTS



CINCINNATI REDS

100 Joe Nuxhall Way, Cincinnati, OH 45202
(513) 765-7800

Stadium (Capacity).....Great American Ball Park (42,271), opened 2003
Dimensions (L-C-R).....328-404-325

President and Chief Executive Officer.....Phillip J. Castellini
President, Baseball Operations.....Nick Krall
Senior Vice President, General Manager.....Brad Meador
Field Manager (through 9/22).....Terry Francona (1st season w/ CIN)
Senior Director, Media Relations.....Larry Herms
Director, Media Relations & Digital Content.....Jamie Ramsey

2024 Record.....77-85, fourth place NL Central

2024 Twins vs. Cincinnati
9/13.....CIN.....L.....4-8
9/14.....CIN.....L.....1-11
9/15.....CIN.....W.....9-2

Last Minnesota Sweep.....at MIN.....at CIN
2-Game.....Never.....Never
3-Game.....July 7-8, 2001.....Never

Last Cincinnati Sweep.....at MIN.....at CIN
2-Game.....Never.....Never
3-Game.....Never.....June 2-4, 2000

ALL-TIME SERIES RESULTS

YEAR	HOME	ROAD	TOTALS
1997	2-1	--	2-1
1998	--	1-2	1-2
1999	2-1	--	2-1
2000	--	0-3	0-3
2001	3-0	--	3-0
2012	--	2-1	2-1
2015	--	1-2	1-2
2018	1-2	--	1-2
2020	1-2	--	1-2
2021	1-1	1-1	2-2
2023	--	2-1	2-1
2024	1-2	--	1-2
ALL-TIME	11-9	7-10	18-19

Won-Lost Record at Stadium

Metrodome (1997-2001).....7-2
Target Field (2018-present).....4-7
Cinergy Field (1998-2000).....1-5
Great American Ball Park (2012-present).....6-5



COLORADO ROCKIES

2001 Blake Street, Denver, CO 80205
(303) 292-0200

Stadium (Capacity)..... Coors Field (50,144), opened 1995
Dimensions (L-C-R)..... 347-415-350

Owner, Chairman & CEO..... Richard L. Monfort
Senior Vice President & General Manager..... Bill Schmidt
Field Manager..... Bud Black (9th season w/ COL)
Senior Director, Communications..... Cory Little
Senior Manager, Communications..... Shelby Cravens

2024 Record..... 61-101, fifth place NL West

2024 Twins vs. Colorado

6/10 COL..... W..... 5-0
6/11 COL..... L..... 4-5
6/12 COL..... W..... 17-9

Last Minnesota Sweep..... at MIN..... at COL
2-Game..... Never..... Never
3-Game..... Never..... Never

Last Colorado Sweep..... at MIN..... at COL
2-Game..... Never..... Never
3-Game..... Never..... Never

ALL-TIME SERIES RESULTS

YEAR	HOME	ROAD	TOTALS
2003	2-1	- -	2-1
2008	- -	1-2	1-2
2010	2-1	- -	2-1
2014	- -	2-1	2-1
2017	1-2	- -	1-2
2022	2-1	- -	2-1
2023	- -	2-1	2-1
2024	2-1	- -	2-1
ALL-TIME	9-6	5-4	14-10

Won-Lost Record at Stadium

Metrodome (2003)..... 2-1
Target Field (2010-present)..... 7-5
Coors Field (2008-present)..... 5-4



LOS ANGELES DODGERS

1000 Vin Scully Avenue, Los Angeles, CA 90012
(323) 224-1301

Stadium (Capacity)..... Dodger Stadium (56,000), opened 1962
Dimensions (L-C-R)..... 330-395-330

Chairman & Owner..... Mark Walter
President & Chief Executive Officer..... Stan Kasten
President, Baseball Operations..... Andrew Friedman
Executive Vice President & General Manager..... Brandon Gomes
Senior Vice President, Baseball Operations..... Josh Byrnes
Field Manager..... Dave Roberts (10th season w/ LAD)
Senior Director, Public Relations..... Joe Jareck
Director, Player Relations & Publicity..... Juan Dorado

2024 Record..... 98-64, first place NL West

2024 Twins vs. Los Angeles

4/8 LAD..... L..... 2-4
4/9 LAD..... L..... 3-6
4/10 LAD..... W..... 3-2

Last Minnesota Sweep..... at MIN..... at LAD
2-Game..... Never..... Never
3-Game..... June 26-28, 2006..... Never

Last Los Angeles Sweep..... at MIN..... at LAD
2-Game..... April 12-13, 2022..... August 9-10, 2022
3-Game..... April 30-May 1, 2014..... July 24-26, 2017

ALL-TIME SERIES RESULTS

YEAR	HOME	ROAD	TOTALS
2005	- -	1-2	1-2
2006	3-0	- -	3-0
2011	2-1	- -	2-1
2014	0-3	- -	0-3
2017	- -	0-3	0-3
2022	0-2	0-2	0-4
2023	- -	1-2	1-2
2024	1-2	- -	1-2
ALL-TIME	6-8	2-9	8-17

Won-Lost Record at Stadium

Metrodome (2006)..... 3-0
Target Field (2011-present)..... 3-8
Dodger Stadium (2005-present)..... 2-9



501 Marlins Way, Miami, FL 33125
(305) 480-1300

Stadium (Capacity).....loanDepot Park (37,446), opened 2012
Dimensions (L-C-R).....344-400-335

Chairman and Principal Owner.....Bruce Sherman
President, Business Operations.....Caroline O'Connor
President, Baseball Operations.....Peter Bendix
Field Manager.....Clayton McCullough (1st season)
Senior Director, Communications.....Jon Erik Alvarez
Player and Alumni Relations.....Luis Dorante

2024 Record.....62-100, fifth place NL East

2024 Twins vs. Miami

9/24 MIA L 1-4
9/25 MIA W 8-3
9/26 MIA L 6-8

Last Minnesota Sweep.....at MIN
2-Game.....Never
3-Game.....Never

Last Miami Sweep.....at MIN
2-Game.....Never.....June 25-26, 2013
3-Game.....Never



One Brewers Way, Milwaukee, WI 53214
(414) 902-4500

Stadium (Capacity).....American Family Field (41,700), opened 2001
Dimensions (L-C-R).....344-400-345

Chairman and Principal Owner.....Mark Attanasio
Senior Vice President & General Manager.....Matt Arnold
Field Manager.....Pat Murphy (2nd season w/ MIL)
Senior Director, Media Relations.....Mike Vassallo
Manager, Media Relations.....Andrew Gruman

2024 Record.....93-69, first place NL Central

2024 Twins vs. Milwaukee

4/2 at MIL L 2-3
4/3 at MIL W 7-3
7/20 MIL L 4-8
7/21 MIL L 7-8

Last Minnesota Sweep.....at MIL
2-Game.....July 20-21, 2024.....August 9-10, 2017
3-Game.....May 22-24, 2009.....September 15-17, 1978

Last Milwaukee Sweep.....at MIL
2-Game.....July 20-21, 2024.....August 22-23, 2023
3-Game.....July 8-10, 1988.....July 2-4, 2018
4-Game.....May 17-20, 1996.....August 24-27, 1995

MIAMI MARLINS

ALL-TIME SERIES RESULTS

YEAR	HOME	ROAD	TOTALS
2002	2-1	-	2-1
2007	-	2-1	2-1
2013	1-1	0-2	1-3
2016	2-1	-	2-1
2019	-	2-1	2-1
2023	-	1-2	1-2
2024	1-2	-	1-2
ALL-TIME	6-5	5-6	11-11

Won-Lost Record at Stadium

Metrodome (2002).....2-1
Target Field (2013-present).....4-4
Dolphin Stadium (2007).....2-1
loanDepot Park (2013-present).....3-5

MILWAUKEE BREWERS

SERIES RESULTS, LAST 21 YEARS

YEAR	HOME	ROAD	TOTALS
2004	1-2	1-2	2-4
2005	2-1	1-2	3-3
2006	3-0	2-1	5-1
2007	1-2	2-1	3-3
2008	2-1	2-1	4-2
2009	3-0	2-1	5-1
2010	2-1	0-3	2-4
2011	2-1	0-3	2-4
2012	1-2	2-1	3-3
2013	2-0	2-0	4-0
2014	1-1	1-1	2-2
2015	1-2	1-2	2-4
2016	1-1	1-1	2-2
2017	2-0	2-0	4-0
2018	1-2	0-3	1-5
2019	1-1	1-1	2-2
2020	2-1	2-1	4-2
2021	2-1	2-1	4-2
2022	1-1	0-2	1-3
2023	2-0	0-2	2-2
2024	0-2	1-1	1-3
ALL-TIME*	130-111	113-127	243-236

*excludes 1969 vs. Seattle Pilots

Won-Lost Record at Stadium

Metropolitan Stadium (1970-1981).....41-35
Metrodome (1982-2009).....68-58
Target Field (2010-present).....21-16
Milwaukee County Stadium (1970-2000).....83-93
American Family Field (2001-present).....30-34



NEW YORK METS

41 Seaver Way, Flushing, NY 11368
(718) 565-4330

Stadium (Capacity)..... Citi Field (41,922), opened 2009
Dimensions (L-C-R)..... 335-408-330

Owner, Chairman & Chief Executive Officer..... Steven A. Cohen
President, Baseball Operations..... David Stearns
Field Manager..... Carlos Mendoza (2nd season w/ NYM)
Executive Director, Communications..... Ethan Wilson
Senior Director, Communications & Publications..... Zach Weber

2024 Record..... 89-73, third place NL East (Wild Card)

2024 Twins vs. New York
7/29..... at NYM..... L..... 2-15
7/30..... at NYM..... L..... 0-2
7/31..... at NYM..... W..... 8-3

Last Minnesota Sweep..... at MIN..... at NYM
2-Game..... Never..... Never
3-Game..... June 8-10, 2004..... Never

Last New York Sweep..... at MIN..... at NYM
2-Game..... July 16-17, 2019..... Never
3-Game..... April 12-13, August 19, 2013..... September 16-18, 2016

ALL-TIME SERIES RESULTS

YEAR	HOME	ROAD	TOTALS
2002	--	1-2	1-2
2004	3-0	--	3-0
2007	--	2-1	2-1
2010	--	1-2	1-2
2013	0-3	--	0-3
2016	--	0-3	0-3
2019	0-2	1-1	1-3
2023	2-1	--	2-1
2024	--	1-2	1-2
ALL-TIME	5-6	6-11	11-17

Won-Lost Record at Stadium

Metrodome (2004)..... 3-0
Target Field (2013-present)..... 2-6
Shea Stadium (2002-2007)..... 3-3
Citi Field (2010-present)..... 3-8



PHILADELPHIA PHILLIES

One Citizens Bank Way, Philadelphia, PA 19148
(215) 463-6000

Stadium (Capacity)..... Citizens Bank Park (42,792), opened 2004
Dimensions (L-C-R)..... 329-401-330

Managing Partner & CEO..... John Middleton
President, Baseball Operations..... David Dombrowski
Vice President & General Manager..... Preston Mattingly
Field Manager..... Rob Thomson (4th season)
Vice President, Baseball Communications..... Kevin Gregg
Director, Baseball Communications..... Chris Ware

2024 Record..... 95-67, first place NL East

2024 Twins vs. Philadelphia
7/22..... PHI..... W..... 7-2
7/23..... PHI..... L..... 0-3
7/24..... PHI..... W..... 5-4

Last Minnesota Sweep..... at MIN..... at PHI
2-Game..... Never..... Never
3-Game..... Never..... Never

Last Philadelphia Sweep..... at MIN..... at PHI
2-Game..... Never..... Never
3-Game..... Never..... Never

ALL-TIME SERIES RESULTS

YEAR	HOME	ROAD	TOTALS
2002	--	2-1	2-1
2004	1-2	--	1-2
2010	--	2-1	2-1
2012	1-2	--	1-2
2013	2-1	--	2-1
2016	2-1	--	2-1
2019	--	1-2	1-2
2023	--	2-1	2-1
2024	2-1	--	2-1
ALL-TIME	8-7	7-5	15-12

Won-Lost Record at Stadium

Metrodome (2004)..... 1-2
Target Field (2012-present)..... 7-5
Veterans Stadium (2002)..... 2-1
Citizens Bank Park (2010-present)..... 5-4



PITTSBURGH PIRATES

115 Federal Street, Pittsburgh, PA 15212
(412) 323-5000

Stadium (Capacity).....PNC Park (38,075), opened 2001
Dimensions (L-C-R).....325-399-320

Chairman of the Board.....Bob Nutting
President.....Travis Williams
General Manager.....Ben Cherington
Field Manager.....Derek Shelton (6th season)
Director, Media Relations.....Dan Hart

2024 Record.....76-86, fifth place NL Central

2024 Twins at Pittsburgh

6/7 at PIT L 0-3
6/8 at PIT L 0-4
6/9 at PIT W 11-5

Last Minnesota Sweep **at MIN** **at PIT**
2-Game August 3-4, 2020 May 19-20, 2015
3-Game Never June 16-18, 2006

Last Pittsburgh Sweep **at MIN** **at PIT**
2-Game July 29-28, 2015 Never
3-Game Never Never

ALL-TIME SERIES RESULTS

YEAR	HOME	ROAD	TOTALS
1997	2-1	-	2-1
1998	-	1-2	1-2
1999	2-1	-	2-1
2000	-	1-2	1-2
2001	2-1	-	2-1
2006	-	3-0	3-0
2009	2-1	-	2-1
2012	-	1-2	1-2
2015	0-2	2-0	2-2
2018	2-0	1-1	3-1
2020	2-0	1-1	3-1
2021	1-2	-	1-2
2023	2-1	-	2-1
2024	-	1-2	1-2
ALL-TIME	15-9	11-10	26-19

Won-Lost Record at Stadium

Metrodome (1997-2009).....8-4
Target Field (2015-present).....7-5
Three Rivers Stadium (1998-2000).....2-4
PNC Park (2006-present).....9-6

OPPONENTS



700 Clark St., St. Louis, MO 63102
(314) 345-9600

Stadium (Capacity).....Busch Stadium (44,158), opened 2006
Dimensions (L-C-R).....336-400-335

Chairman & Chief Executive Officer.....William O. DeWitt, Jr.
President of Baseball Operations.....John Mozeliak
Field Manager.....Oliver Marmol (4th season)
Senior Director, Communications.....Brian Bartow
Assistant Director, Communications.....Michael Whitty

2024 Record.....83-79, third place NL Central

2024 Twins vs. St. Louis

8/23 STL L 1-6
8/24 STL W 6-0
8/25 STL L 2-3

Last Minnesota Sweep **at MIN** **at STL**
2-Game July 28-29, 2020 May 7-8, 2018
3-Game Never Never

Last St. Louis Sweep **at MIN** **at STL**
2-Game Never June 15-16, 2015
3-Game Never July 15-17, 2001

ALL-TIME SERIES RESULTS

YEAR	HOME	ROAD	TOTALS
1997	-	0-3	0-3
1998	2-1	-	2-1
1999	-	2-1	2-1
2000	2-1	-	2-1
2001	-	0-3	0-3
2009	-	2-1	2-1
2015	2-0	0-2	2-2
2018	1-1	2-0	3-1
2020	2-0	1-1	3-1
2021	-	1-2	1-2
2023	-	2-1	2-1
2024	1-2	-	1-2
ALL-TIME	10-5	10-14	20-19

Won-Lost Record at Stadium

Metrodome (1998-2000).....4-2
Target Field (2015-present).....6-3
Busch Stadium II (1997-2001).....2-7
Busch Stadium III (2006-present).....8-7





SAN DIEGO PADRES

100 Park Boulevard, San Diego, CA 92101
(619) 795-5000

Stadium (Capacity).....PETCO Park (40,019), opened 2004
Dimensions (L-C-R).....336-396-322

Chairman.....Eric Kutsenda
President, Baseball Operations & General Manager.....A.J. Preller
Field Manager.....Mike Shildt (2nd season w/ SD)
Vice President, Communications.....Craig Hughner
Director, Media Relations & Baseball Information.....Darren Feeney

2024 Record.....93-69, second place NL West (Wild Card)

2024 Twins vs. San Diego

8/19.....at SD.....L.....3-5
8/20.....at SD.....L.....5-7
8/21.....at SD.....W.....11-4

Last Minnesota Sweep.....at MIN.....at SD
2-Game.....September 12-13, 2017.....May 20-21, 2014
3-Game.....June 17-19, 2011.....June 24-26, 2008

Last San Diego Sweep.....at MIN.....at SD
2-Game.....Never.....Never
3-Game.....Never.....Never

ALL-TIME SERIES RESULTS

YEAR	HOME	ROAD	TOTALS
2003	--	2-1	2-1
2005	1-2	--	1-2
2008	--	3-0	3-0
2011	3-0	--	3-0
2014	1-1	2-0	3-1
2017	2-0	1-1	3-1
2022	--	1-2	1-2
2023	2-1	--	2-1
2024	--	1-2	1-2
ALL-TIME	9-4	10-6	19-10

Won-Lost Record at Stadium

Metrodome (2005).....1-2
Target Field (2011-present).....8-2
Qualcomm Stadium (2003).....2-1
PETCO Park (2008-present).....8-5



SAN FRANCISCO GIANTS

24 Willie Mays Plaza, San Francisco, CA 94107
(415) 972-2000

Stadium (Capacity).....Oracle Park (41,331), opened 2000
Dimensions (L-C-R).....339-391-309

President of Baseball Operations.....Buster Posey
General Manager.....Zack Minasian
Field Manager.....Bob Melvin (2nd season w/ SF)
Vice President, Media Relations.....Matt Chisholm
Senior Manager, Media Relations.....Megan Brown
Senior Manager, Baseball Information.....Mike Passanisi

2024 Record.....80-82, fourth place NL West

2024 Twins vs. San Francisco

7/12.....at SF.....L.....1-7
7/13.....at SF.....W.....4-2
7/14.....at SF.....L.....2-3

Last Minnesota Sweep.....at MIN.....at SF
2-Game.....Never.....Never
3-Game.....August 26-28, 2022.....Never

Last San Francisco Sweep.....at MIN.....at SF
2-Game.....Never.....Never
3-Game.....Never.....May 23-25, 2014

ALL-TIME SERIES RESULTS

YEAR	HOME	ROAD	TOTALS
2003	--	2-1	2-1
2005	1-2	--	1-2
2011	--	1-2	1-2
2014	--	0-3	0-3
2017	--	2-1	2-1
2022	3-0	--	3-0
2023	1-2	--	1-2
2024	--	1-2	1-2
ALL-TIME	5-4	6-9	11-13

Won-Lost Record at Stadium

Metrodome (2005).....1-2
Target Field (2022-present).....4-2
Oracle Park (2003-present).....6-9



WASHINGTON NATIONALS

1500 South Capitol St., S.E., Washington, D.C. 20003
(202) 640-7000

Stadium (Capacity)..... Nationals Park (41,313), opened 2008
Dimensions (L-C-R)..... 336-402-335

Managing Principal Owner..... Mark D. Lerner
President of Baseball Operations/General Manager Mike Rizzo
Field Manager Dave Martinez (8th season)
Vice President, Communications Valerie Todryk Krebs
Director, Communications Kyle Brostowitz

2024 Record..... 71-91, fourth place NL East

2024 Twins vs. Washington
5/20 at WAS L 3-12
5/21 at WAS W 10-0
5/22 at WAS W 3-2

Last Minnesota Sweep **at MIN** **at WAS**
2-Game Never Never
3-Game June 17-19, 2008 June 15-17, 2004 (Montreal).

Last Washington Sweep **at MIN** **at WAS**
2-Game Never Never
3-Game Never April 22-24, 2016

ALL-TIME SERIES RESULTS

YEAR	HOME	ROAD	TOTALS
2004	--	3-0 (MTL)	3-0
2007	1-2	--	1-2
2008	3-0	--	3-0
2013	--	1-2	1-2
2016	--	0-3	0-3
2019	1-2	--	1-2
2023	1-2	--	1-2
2024	--	2-1	2-1
ALL-TIME*	6-6	3-6	9-12

*excludes 2004 at Montreal Expos

Won-Lost Record at Stadium

Metrodome (2007-08) 4-2
Target Field (2019-present) 2-4
Olympic Stadium in Montreal (2004) 3-0
Nationals Park (2013-present) 3-6

OPPONENTS

TOP ACTIVE OPPOSITION VS. TWINS

BATTING AVERAGE (MIN. 100 AB)

1. Alex Verdugo 353
2. Xander Bogaerts 343
3. Aaron Judge 341
4. Carlos Correa 339
5. Jose Altuve 335
6. Amed Rosario 328
7. Matt Olson 327
8. Alex Bregman 319
9. Eugenio Suárez 314
10. Jose Iglesias 313

HITTERS

HOME RUNS

1. Salvador Perez 35
2. Carlos Santana 31
3. José Abreu 29
4. José Ramírez 24
5. Yan Gomes 17
Francisco Lindor 17
7. Jorge Soler 15
8. Marcus Semien 13
Alex Bregman 13
Eloy Jiménez 13

HITS

1. Salvador Perez 201
2. José Abreu 182
3. Carlos Santana 178
4. José Ramírez 176
5. Whit Merrifield 139
6. Tim Anderson 124
7. Francisco Lindor 118
8. Nick Castellanos 109
9. Avisail García 106
10. J.D. Martinez 86

PITCHERS

STRIKEOUTS

1. Justin Verlander 268
2. Chris Sale 193
3. Matt Boyd 139
4. Lucas Giolito 136
Carlos Carrasco 136
6. José Quintana 129
7. Max Scherzer 120
8. Shane Bieber 115
9. Carlos Rodón 88
10. Mike Clevinger 84

ERA (MIN. 50.0 IP)

1. David Robertson 2.26
2. Justin Verlander 2.76
3. Cal Quantrill 2.90
4. Eduardo Rodríguez 2.95
5. Mike Clevinger 3.13
6. Shane Bieber 3.20
7. Tarik Skubal 3.52
8. Brad Keller 3.66
9. Chris Sale 3.72
10. Bryan Shaw 3.78

WINS

1. Justin Verlander 22
2. Chris Sale 12
3. Max Scherzer 9
Matt Boyd 9
5. Lucas Giolito 8
José Quintana 8
Carlos Rodón 8
8. Shane Bieber 7
Carlos Carrasco 7
10. Sean Manaea 6

2024 TWINS INTERLEAGUE PLAY

DATE	OPPONENT	W/L	SCORE	WINNER	LOSER	ATTENDANCE	RECORD	ALL-TIME
4/2	at Milwaukee	L	2-3	Peguerro	Varland	41,659	0-1	275-254
4/3	at Milwaukee	W	7-4	Duarte	Payamps	17,854	1-1	276-254
4/8	vs. Los Angeles-NL	L	2-4	Paxton	Jackson	15,177	1-2	276-255
4/9	vs. Los Angeles-NL	L	3-6	Glasnow	Varland	17,024	1-3	276-256
4/10	vs. Los Angeles-NL	W	3-2	Funderburk	Vesta	18,640	2-3	277-256
5/20	at Washington	L	3-12	Parker	López	16,979	2-4	277-256
5/21	at Washington	W	10-0	Ryan	Corbin	23,597	3-4	278-257
5/22	at Washington	W	3-2	Okert	Irvin	21,837	4-4	279-257
6/8	at Pittsburgh	L	0-3	Keller	Ryan	19,552	4-5	279-258
6/8	at Pittsburgh	L	0-4	Stratton	Woods Richardson	29,700	4-6	279-259
6/9	at Pittsburgh	W	11-5	Duran	Heller	24,463	5-6	280-259
6/10	vs. Colorado	W	3-0	Paddack	Hudson	19,901	6-6	281-259
6/11	vs. Colorado	L	4-5	Quattrill	Thielbar	21,998	6-7	281-260
6/12	vs. Colorado	W	17-9	López	Gomber	18,875	7-7	282-260
6/25	at Arizona	L	4-5	Ginkel	Alcala	21,485	7-8	282-261
6/26	at Arizona	W	8-3	Woods Richardson	Nelson	16,396	8-8	283-261
6/27	at Arizona	W	13-6	Festa	Montgomery	22,671	9-8	284-261
7/12	at San Francisco	L	1-7	Harrison	Ryan	34,106	9-9	284-262
7/13	at San Francisco	W	4-2	Sands	Rogers	32,582	10-9	285-262
7/14	at San Francisco	L	2-3	Walker	Duran	34,115	10-10	285-263
7/20	vs. Milwaukee	L	4-8	Junis	Okert	41,679	10-11	285-264
7/21	vs. Milwaukee	L	2-8	Koenig	Jax	36,327	10-12	285-265
7/22	vs. Philadelphia	W	7-2	Ober	Suárez	29,904	11-12	286-265
7/23	vs. Philadelphia	L	3-4	Soto	Duran	31,272	11-13	286-266
7/24	vs. Philadelphia	W	9-4	Duran	Soto	33,813	12-13	287-266
7/29	at New York-NL	L	2-15	Quintana	Woods Richardson	28,507	12-14	287-267
7/30	at New York-NL	L	0-2	Manaea	Festa	27,767	12-15	287-268
7/31	at New York-NL	W	8-3	López	Severino	28,875	13-15	288-268
8/5	at Chicago-NL	W	3-0	Festa	Hendricks	33,382	14-15	289-268
8/6	at Chicago-NL	L	3-7	Imanaga	López	36,643	14-16	289-269
8/7	at Chicago-NL	L	2-8	López	Richards	35,059	14-17	289-270
8/19	at San Diego	L	3-5	King	Matthews	40,220	14-18	289-271
8/20	at San Diego	L	1-7	Scott	Okert	39,143	14-19	290-272
8/21	at San Diego	W	11-4	Woods Richardson	Waldron	36,589	15-19	290-273
8/23	vs. St. Louis	L	1-6	Pallante	Festa	29,634	15-20	291-273
8/24	vs. St. Louis	W	6-0	López	Gray	35,183	16-20	291-273
8/25	vs. St. Louis	L	2-3	Armstrong	Duran	28,018	16-21	291-274
8/26	vs. Atlanta	L	6-10	Fried	Ober	18,974	16-22	291-275
8/27	vs. Atlanta	L	6-8	Iglesias	Duran	20,200	16-23	291-276
8/28	vs. Atlanta	L	1-5	Sale	Festa	19,142	16-24	291-277
9/13	vs. Cincinnati	L	4-8	Aguar	Ober	27,170	16-25	291-278
9/14	vs. Cincinnati	L	1-11	Martínez	Woods Richardson	28,881	16-26	291-279
9/15	vs. Cincinnati	W	9-2	Sands	Lowder	22,545	17-26	292-279
9/24	vs. Miami	L	1-4	Weathers	Ober	21,983	17-27	292-280
9/25	vs. Miami	W	8-3	Jax	Petersen	18,162	18-27	293-280
9/26	vs. Miami	L	6-8	Maldonado	Blewett	17,341	18-28	293-281

TWINS INTERLEAGUE PLAY RECORD BY YEAR

1997.....7-8	2007.....11-7	2017.....13-7
1998.....7-9	2008.....14-4	2018.....8-12
1999.....10-7	2009.....12-6	2019.....8-12
2000.....7-11	2010.....8-10	2020.....13-7
2001.....9-9	2011.....8-10	2021.....10-10
2002.....10-8	2012.....9-9	2022.....8-12
2003.....10-8	2013.....8-12	2023.....25-21
2004.....11-7	2014.....9-11	2024.....18-28
2005.....8-10	2015.....8-12	
2006.....16-2	2016.....8-12	

INDIVIDUAL HIGHS

PITCHING	HITTING
WINS, Career.....16, J. Santana	AVERAGE (min. 150 AB), Career......350, Young
Season.....5, Liriano (2006)	Season......492, Mauer (2006)
LOSSES, Career.....11, Radke	HITS, Career.....284, Mauer
Season.....5, Jax (2023)	Season.....42, Santana (2024)
SAVES, Career.....27, Nathan	HR, Career.....33, Hunter
Season.....7, Duran (2023)	Season.....10, 2x, last Buxton (2024)
STRIKEOUTS, Career.....191, J. Santana	RBI, Career.....23, Santana (2024)
Season.....68, López (2023)	Season.....23, Santana (2024)

TEAM RECORDS

Last Minnesota Sweep.....3-0, August 4-6, 2023 vs. ARI	Twins Home Record.....161-125
Last Sweep of Minnesota.....0-3, August 26-28, 2024 vs. ATL	Twins Road Record.....132-156
Largest Margin, Victory.....16 runs, 9/12/17 vs. SD (16-0)	Winning Streak.....12, 6/22/06-5/19/07
Largest Margin, Defeat.....15 runs, 6/27/11 vs. LAD (0-15)	Losing Streak.....7, 6/13/13-5/1/14
	Most Runs Scored.....17, 6/12/24 vs. COL
	Most Runs Allowed.....16, 2x, last 4/12/13 vs. NYM

HISTORY AND RECORDS



TWINS ANNUAL TEAM BATTING

YEAR	AVG	G	AB	R	H	2B	3B	HR	RBI	SH	SF	HBP	BB	SO	SB	GDP
1961	.250	161	5417	707	1353	215	40	167	665	67	42	33	597	840	47	141
1962	.260	*163	5561	798	1445	215	39	185	758	71	50	31	649	823	33	129
1963	*.255	161	5531	+767	*1408	223	35	+225	+722	84	30	41	547	912	32	116
1964	.252	163	5610	*737	*1413	227	46	+221	*707	74	37	44	553	1019	46	120
1965	*.254	*162	5488	*774	*1396	*257	42	150	*711	77	+59	35	554	969	92	93
1966	.249	162	5390	663	1341	219	33	144	611	49	44	39	513	844	67	*138
1967	.240	+164	5458	671	1309	*216	48	131	619	66	34	46	512	976	55	114
1968	.237	162	5373	562	1274	207	*41	105	522	69	38	49	445	966	98	106
1969	*.268	162	+5677	*790	*1520	+246	32	163	*733	65	40	43	599	906	115	114
1970	*.262	162	5483	744	1438	230	*41	153	694	79	38	42	501	905	57	132
1971	.260	160	*5414	654	1406	197	31	116	618	64	57	25	512	846	66	+158
1972	.244	154	*5234	537	1277	182	31	93	506	73	28	35	478	905	53	129
1973	+ .270	+162	*5625	738	+1521	*240	44	120	688	34	40	34	598	954	87	+150
1974	.272	+163	*5632	673	*1530	190	37	111	632	64	40	46	520	791	74	+159
1975	.271	159	5514	724	1497	215	28	121	669	62	46	40	563	746	81	127
1976	*.274	+162	*5574	*743	*1526	222	51	81	691	*93	49	41	550	714	146	121
1977	+ .282	161	*5639	+867	+1588	273	60	123	804	81	56	43	563	754	105	115
1978	.267	162	5522	666	1472	259	47	82	621	*109	55	33	604	684	99	139
1979	.278	*162	5544	764	1544	256	46	112	714	+142	53	31	526	693	66	116
1980	.265	161	5530	670	1468	252	46	99	634	92	51	21	436	703	62	151
1981	.240	*110	3676	378	884	147	*36	47	359	36	27	11	275	497	34	95
1982	.257	162	5544	657	1427	234	44	148	624	22	51	24	474	887	38	149
1983	.261	162	5601	709	1463	280	41	141	671	29	45	29	467	802	44	150
1984	.265	162	5562	673	1473	259	33	114	636	26	58	24	437	735	39	138
1985	.264	162	5509	705	1453	282	41	141	678	39	47	31	502	779	68	117
1986	.261	162	5531	741	1446	257	39	196	700	44	38	37	501	977	81	123
1987	.261	+162	5441	786	1422	258	35	196	733	47	39	38	523	898	113	128
1988	.274	*162	5510	759	1508	294	31	151	710	37	50	55	528	832	107	130
1989	.276	162	5581	740	1542	278	35	117	691	51	58	39	478	743	111	126
1990	.265	+162	5499	666	1458	281	39	100	625	40	49	+53	445	749	96	148
1991	+ .280	162	5556	776	+1557	270	42	140	733	44	49	40	526	747	107	157
1992	+ .277	162	5582	747	+1544	275	27	104	701	46	59	+53	527	834	123	130
1993	.264	162	5601	693	1480	261	27	121	642	27	37	51	493	850	83	+150
1994	.276	113	3952	594	1092	239	23	103	556	22	34	*41	359	635	94	93
1995	.279	144	5005	703	1398	270	34	120	662	18	36	58	471	916	105	152
1996	.288	162	5673	877	1633	332	+47	118	812	20	63	65	576	958	143	172
1997	.270	162	5634	772	1522	305	40	132	730	20	56	60	495	1121	151	117
1998	.266	162	5641	734	1499	285	32	115	691	18	52	45	506	915	112	+155
1999	.264	161	5495	686	1450	285	30	105	643	24	56	49	500	978	118	151
2000	.270	162	5615	748	1516	325	*49	116	711	24	51	35	556	1021	90	143
2001	.272	162	5560	771	1514	328	38	164	717	25	38	64	495	1083	146	124
2002	.272	161	5582	768	1518	+348	36	167	731	34	52	56	472	1089	79	121
2003	.277	162	5655	801	1567	318	*45	155	755	42	52	63	512	1027	94	139
2004	.266	162	5623	780	1494	310	24	191	735	46	40	64	513	982	116	130
2005	.259	162	5564	688	1441	269	32	134	644	42	42	59	485	978	102	+155
2006	+ .287	162	5602	#801	1608	275	34	143	754	31	55	50	490	872	101	163
2007	.264	162	5522	718	1460	273	36	118	671	34	45	48	512	839	112	149
2008	.279	#163	5641	829	1572	298	49	111	791	52	72	36	529	979	102	142
2009	.274	#163	5608	817	1539	271	40	172	770	51	57	45	585	1021	85	147
2010	.273	162	5568	781	1521	318	*41	142	749	38	53	39	559	967	68	159
2011	.247	162	5487	619	1357	259	25	103	572	31	25	37	440	1048	92	115
2012	.260	162	5562	701	1448	270	30	131	666	33	*56	53	505	1069	*135	149
2013	.242	162	5564	614	1346	285	15	151	590	29	32	52	533	1430	52	103
2014	.254	162	5567	715	1412	316	27	128	675	25	44	53	544	1329	99	97
2015	.247	162	5467	696	1349	277	44	156	661	30	41	40	439	1264	70	133
2016	.251	162	5618	722	1409	288	35	200	690	27	43	44	513	1426	91	96
2017	.260	162	5557	815	1444	286	31	206	781	26	39	46	593	1342	95	105
2018	.250	162	5526	738	1379	317	22	166	704	19	38	37	534	1328	47	89
2019	.270	162	5732	939	1547	318	23	+307	+906	10	41	81	525	1334	28	101
2020	.242	60	1937	269	468	81	3	91	258	2	14	29	186	528	14	38
2021	.241	162	5431	729	1311	271	17	228	690	7	42	70	525	1405	54	122
2022	.248	162	5476	696	1356	269	18	178	668	10	46	62	518	1353	38	133
2023	.243	162	5489	778	1336	264	24	^233	745	12	32	92	594	+1654	86	119
2024	.246	162	5490	742	1352	309	23	183	702	10	47	101	473	1306	65	115
Totals	.263		347,252		91,241		2,255		43,252		2,888		32,533		5,309	
	10.135		45,920		16,776		9,185		2,815		2,911		61,477		8,237	

(+ — denotes major league leadership; # — denotes tie for major league leadership; * — denotes league leadership; ^ — denotes tie for league leadership)

TWINS ANNUAL TEAM PITCHING

YEAR	W	L	ERA	CG	SHO	SV	IP	AB	H	BAA	R	ER	HR	HB	BB	SO	WP	BK
1961	70	90	4.28	49	14	23	1432.1	5517	1415	.256	778	681	163	45	570	914	42	*1
1962	91	71	3.89	*53	11	27	1463.1	5524	1400	.253	713	633	166	43	*493	*948	55	3
1963	91	70	3.28	58	12	30	1446.1	5468	1322	.242	602	527	162	24	459	941	57	3
1964	79	83	3.58	*47	4	28	1477.2	5600	1361	.243	678	587	181	31	545	1099	73	3
1965	+102	60	3.14	32	11	45	1457.1	5444	1278	.235	600	508	166	27	503	934	44	2
1966	89	73	3.13	+52	9	28	1438.2	5374	1246	.232	581	501	139	27	*392	1015	52	+1
1967	91	71	3.14	*58	16	24	1461.0	5509	1336	.243	590	509	115	40	*396	1089	49	3
1968	79	83	2.89	46	14	29	1433.1	5325	1221	.229	546	461	*92	42	*414	996	52	6
1969	97	65	3.24	41	8	*43	+1497.2	5636	1388	.246	618	539	119	38	524	906	48	1
1970	98	64	3.23	26	12	*58	1448.1	5450	1329	.244	605	520	^130	37	486	940	38	4
1971	74	86	3.81	43	9	25	1416.2	5385	1384	.257	670	600	139	40	529	895	42	3
1972	77	77	2.84	37	17	34	1399.1	5164	1188	.230	535	441	105	37	444	838	+26	5
1973	81	81	3.77	48	+18	34	1451.2	5561	1443	.259	692	608	115	36	519	879	61	5
1974	82	80	3.64	43	11	+29	1455.1	5529	1436	.260	669	589	115	38	513	934	38	3
1975	76	83	4.05	57	7	22	1423.0	5375	1381	.257	736	640	137	36	617	846	49	6
1976	85	77	3.69	29	11	23	1459.0	5483	1421	.259	704	599	89	38	610	762	61	12
1977	84	77	4.36	35	4	25	1442.0	5561	1546	.278	776	698	151	37	507	737	48	5
1978	73	89	3.69	48	9	26	1459.2	5521	1468	.266	678	599	102	33	520	703	51	14
1979	82	80	4.13	31	6	33	1444.1	5578	1590	.285	725	663	128	15	452	721	39	7
1980	77	84	3.93	35	9	30	1451.0	5529	1502	.272	724	634	120	23	468	744	32	10
1981	41	68	3.98	13	6	22	979.2	3757	1021	.272	486	433	79	17	376	500	19	14
1982	60	+102	4.72	26	7	30	1433.0	5516	1484	.269	819	752	208	+12	643	812	45	12
1983	70	92	4.66	20	5	39	1437.1	5572	1559	.280	822	745	163	35	580	748	41	13
1984	81	81	3.85	32	9	38	1437.2	5504	1429	.260	675	615	159	35	463	713	38	7
1985	77	85	4.48	+41	7	34	1426.1	5473	1468	.268	782	710	164	30	*462	767	51	11
1986	71	91	4.77	+39	6	24	1432.2	5619	1579	.281	839	759	200	46	*503	937	58	5
1987	85	77	4.63	16	4	39	1427.1	5514	1465	.266	806	734	210	50	564	990	62	10
1988	91	71	3.93	18	9	52	1431.2	5477	1457	.266	672	625	146	42	453	897	43	38
1989	80	82	4.28	19	8	38	1429.1	5548	1495	.269	738	680	139	38	500	851	46	13
1990	74	88	4.12	13	13	43	1435.2	5531	1509	.273	729	658	134	27	489	872	55	5
1991	*95	67	3.69	21	12	53	1449.1	5491	1402	.255	652	595	139	27	488	876	57	5
1992	90	72	3.70	16	13	50	1453.0	5472	1391	.254	653	598	121	36	479	923	52	5
1993	71	91	4.71	5	3	44	1444.1	5618	1591	.283	830	756	148	45	*514	901	43	13
1994	53	60	5.68	6	4	29	1005.0	4009	1197	.299	688	634	153	31	388	602	43	4
1995	56	+88	5.76	7	2	27	1272.2	5052	1450	.287	889	815	210	36	533	790	52	4
1996	78	84	5.28	13	5	31	1439.2	5645	1561	.277	900	844	233	41	581	959	49	3
1997	68	94	5.00	10	4	30	1434.0	5641	1596	.283	861	796	187	33	*495	908	66	6
1998	70	92	4.75	7	8	42	1447.2	5715	1622	.284	818	764	180	44	+457	952	55	5
1999	63	*97	5.01	13	8	34	1423.1	5621	1591	.283	845	792	208	*28	487	927	57	6
2000	69	*93	5.14	6	4	35	1432.2	5696	1634	.287	880	819	212	+35	516	1042	68	4
2001	85	77	4.51	12	8	45	1441.1	5576	1494	.268	766	722	192	56	445	965	58	2
2002	94	67	4.12	8	9	47	1444.2	5578	1454	.261	712	662	184	*45	439	1026	62	3
2003	90	72	4.41	7	8	45	1462.0	5699	1526	.268	758	716	187	50	402	997	62	9
2004	92	70	*4.03	4	9	48	+1476.0	5702	1523	.267	*715	*661	167	54	*431	1123	45	^1
2005	83	79	3.71	*9	8	44	1464.1	5590	1458	.261	662	604	169	43	+348	965	35	4
2006	96	66	3.95	1	6	40	1439.1	5586	1490	.267	683	632	182	+36	+356	^1164	40	3
2007	79	83	4.15	5	8	38	1436.2	5588	1505	.269	725	663	185	51	420	1094	46	5
2008	88	75	4.16	5	10	42	*1459.0	5715	1568	.274	745	675	183	+31	+406	995	45	4
2009	87	76	4.50	4	7	48	*1453.0	5663	1542	.272	765	726	185	58	*466	1052	43	3
2010	94	68	3.95	9	13	40	1452.2	5603	1493	.266	671	638	155	47	+383	1048	*41	4
2011	63	99	4.58	7	8	32	1421.2	5571	1564	.281	804	724	161	54	480	940	47	5
2012	66	96	4.77	3	6	35	1438.2	5610	1536	.274	832	762	198	57	465	943	60	^2
2013	66	96	4.55	1	7	40	1450.1	5679	1591	.280	788	733	168	44	458	985	50	4
2014	70	92	4.57	2	7	38	1435.0	5665	1588	.280	777	728	147	45	408	1031	50	6
2015	83	79	4.07	2	12	45	1443.0	5600	1506	.269	700	653	163	*41	413	1046	54	2
2016	59	+103	5.08	4	3	26	1443.0	5722	1617	.283	889	814	221	41	479	1191	83	7
2017	85	77	4.59	6	11	42	1436.0	5587	1487	.266	788	732	224	69	483	1166	52	8
2018	78	84	4.50	2	25	37	1443.1	5560	1425	.256	775	721	198	80	573	1377	59	*0
2019	101	61	4.18	1	10	^50	1463.1	5671	1456	.257	754	680	198	61	452	1463	71	5
2020	36	24	3.58	0	4	17	513.1	1927	448	.232	215	204	+62	21	170	535	20	1
2021	73	89	4.83	1	9	42	1419.1	5460	1392	.255	834	762	239	62	484	1317	48	3
2022	78	84	3.98	0	17	28	1437.0	5458	1320	.242	684	636	184	66	468	1336	50	4
2023	87	75	3.87	2	12	38	1451.1	5472	1294	.236	^659	624	194	63	443	+1560	51	#1
2024	82	80	4.26	1	8	43	1440.1	5509	1333	.242	735	682	190	69	433	1500	47	5
Totals	5,091	1,305	4.16	562	2,301	90,395.0	347,806	91,769	264	41,815	10,363	2,619	30,237	61,627	3,174	371		

(+ — denotes major league leadership; # — denotes tie for major league leadership; ^ — denotes tie for league leadership; * — denotes league leadership)

TWINS ANNUAL TEAM FIELDING

YEAR	PCT	G	PO	A	E	TC	DP	TP	PB
1961	.971	161	4296	1628	174	6098	150	0	16
1962	.979	*163	4379	1778	129	6286	*173	0	13
1963	.976	161	4333	1597	144	6074	140	0	13
1964	.977	163	4416	1645	145	6206	131	0	18
1965	.973	*162	4366	1770	172	6308	158	0	16
1966	.977	162	4316	1589	139	6044	118	+1	5
1967	.978	+164	4383	1595	132	6110	123	0	14
1968	.973	162	4300	1712	170	6182	117	1	9
1969	.977	162	+4503	1856	150	+6509	177	0	18
1970	.980	162	4345	1636	123	6104	130	0	11
1971	.980	160	4248	1603	118	5969	134	0	12
1972	.974	154	4198	1730	159	6087	133	0	7
1973	.978	+162	4355	1761	139	6255	147	0	19
1974	.976	+163	4366	1771	151	6288	164	0	7
1975	.973	159	4269	1842	170	6281	147	0	9
1976	.973	+162	4377	1823	172	6372	+182	+1	11
1977	.978	161	4326	1932	144	6402	184	0	10
1978	.977	162	4379	1943	146	6468	171	0	7
1979	.979	*162	4333	+2007	134	*6474	+203	0	5
1980	.977	161	4353	*1996	148	*6497	192	0	8
1981	.978	*110	2939	1268	96	4303	103	0	3
1982	.982	162	4299	1560	108	5967	162	1	6
1983	.980	162	4312	1700	121	6133	170	+1	11
1984	.980	162	4313	1678	*120	6111	134	+1	4
1985	.980	162	4279	1732	120	6131	139	0	13
1986	.980	162	4298	1626	118	6042	168	0	12
1987	+ .984	+162	4282	1609	+98	5989	147	0	21
1988	+ .986	*162	4295	1500	+84	5879	155	+2	13
1989	.982	*162	4288	1598	107	5993	141	0	8
1990	.983	+162	4307	1705	101	6113	161	+2	11
1991	.985	162	4348	1779	95	6222	161	0	12
1992	.985	162	4359	1776	95	6230	155	0	14
1993	.984	162	4333	1755	100	6188	160	0	21
1994	.982	113	3015	1186	75	4276	99	0	5
1995	.981	144	3818	1487	100	5405	141	0	11
1996	.984	162	4319	1519	94	5932	142	0	11
1997	.983	162	4302	1694	101	6097	170	0	14
1998	.982	162	4343	1585	108	6036	135	0	11
1999	.985	161	4270	1613	92	5975	150	0	12
2000	.983	162	4298	1526	102	5926	155	0	13
2001	.982	162	4324	1542	108	5974	118	0	4
2002	+ .987	161	4334	1422	+74	5830	124	0	^5
2003	.985	162	4386	1481	87	5954	114	0	10
2004	.984	162	+4428	1658	101	6187	158	0	*6
2005	.984	162	4393	1764	102	*6259	171	0	9
2006	.986	162	4318	1647	84	6049	135	1	5
2007	.984	162	4310	1611	95	6017	151	0	6
2008	.982	163	4377	1682	108	6167	168	0	4
2009	.987	163	4359	1565	76	6000	135	0	16
2010	.987	162	4358	1710	78	6146	150	0	8
2011	.980	162	4265	1621	119	6005	153	0	12
2012	.983	162	4316	+1784	107	6207	+188	0	8
2013	.987	162	4351	1723	81	6155	178	0	6
2014	.984	162	4305	1579	97	5981	136	0	8
2015	.986	162	4329	1637	86	6052	150	0	3
2016	.979	162	4329	1610	126	6065	172	0	9
2017	.987	162	4308	1477	78	5863	143	1	16
2018	.984	162	4330	1454	97	5881	127	0	12
2019	.981	162	4390	1405	111	5906	130	+2	15
2020	.990	60	1540	459	^20	2019	39	0	7
2021	.982	162	4258	1420	107	5785	138	1	13
2022	.985	162	4310	1306	83	5699	119	^2	12
2023	.988	162	4354	1286	66	5706	116	0	9
2024	.988	162	4321	1230	70	5621	75	0	4
Totals	.981	10,135	271,154	103,185	7,154	381,493	9,014	17	660

(+ — denotes major league leadership; * — denotes league leadership; ^ — denotes tied for major league leadership)

TWINS ANNUAL ATTENDANCE

AVERAGE	HOME OPENINGS	ATTENDANCE	YEAR	ATTENDANCE	ROAD OPENINGS	AVERAGE
16,756	75	1,256,723	1961	798,856	68	11,748
18,857	76	1,433,116	1962	933,850	73	12,792
18,509	76	*1,406,652	1963	704,531	70	10,064
15,285	79	1,207,514	1964	908,892	68	13,366
19,003	77	*1,463,268	1965	1,178,475	69	17,079
16,356	77	1,259,374	1966	1,099,594	67	16,412
19,520	76	1,483,547	1967	1,325,806	71	18,673
15,043	76	1,143,257	1968	1,117,915	72	15,527
17,299	78	1,349,327	1969	1,071,961	76	14,105
16,388	77	1,261,887	1970	1,220,644	78	15,649
12,545	75	940,858	1971	1,079,903	75	14,399
11,564	69	797,901	1972	846,606	71	11,924
11,941	76	907,499	1973	1,168,020	75	15,574
8,603	77	662,401	1974	968,275	75	12,910
10,098	73	737,156	1975	892,629	71	12,572
9,539	75	715,394	1976	1,089,625	77	14,151
15,100	77	1,162,727	1977	1,416,698	75	18,889
10,505	75	787,878	1978	1,316,701	73	18,037
14,274	75	1,070,521	1979	1,471,004	78	18,859
10,537	73	769,206	1980	1,363,019	77	17,702
7,951	59	469,206	1981	844,101	49	17,227
11,373	81	921,186	1982	1,452,080	79	18,381
10,737	80	858,939	1983	1,502,733	77	19,516
19,737	81	1,598,692	1984	1,549,501	76	20,388
20,393	81	1,651,814	1985	1,604,574	75	21,394
15,499	81	1,255,453	1986	1,707,440	79	21,613
25,703	81	2,081,976	1987	1,880,273	78	24,106
37,416	81	*3,030,672	1988	1,980,570	77	25,722
28,117	81	2,277,438	1989	1,988,012	77	25,818
21,895	80	1,751,584	1990	2,003,575	78	25,687
28,319	81	2,293,842	1991	2,306,583	80	28,832
30,647	81	2,482,428	1992	2,274,513	79	28,791
25,292	81	2,048,673	1993	2,300,021	78	29,487
23,704	59	1,398,565	1994	1,695,166	54	31,392
14,690	72	1,057,667	1995	1,634,586	71	23,022
17,967	80	1,437,352	1996	2,013,348	80	25,169
17,421	81	1,411,064	1997	2,095,535	80	26,194
14,395	81	1,165,980	1998	2,161,775	81	26,689
14,850	81	1,202,829	1999	2,245,944	80	28,074
13,093	81	1,059,715	2000	2,332,786	81	28,800
22,287	80	1,782,926	2001	2,274,453	81	28,080
23,759	81	1,924,473	2002	2,144,110	80	26,801
24,025	81	1,946,011	2003	2,027,406	81	25,030
23,598	81	1,911,418	2004	2,144,301	80	26,804
25,114	81	2,304,243	2005	2,217,442	81	27,376
28,210	81	2,285,018	2006	2,267,564	81	27,995
28,350	81	2,296,383	2007	2,501,160	81	30,549
28,425	81	2,302,431	2008	2,402,520	81	29,299
29,466	82	2,416,237	2009	2,251,837	81	27,800
39,798	81	3,223,640	2010	2,215,392	81	27,351
39,112	81	3,168,107	2011	2,344,923	81	28,950
34,512	81	2,776,354	2012	2,284,261	81	28,201
30,588	81	2,477,644	2013	2,188,785	81	27,022
27,785	81	2,250,606	2014	2,128,518	79	26,943
27,408	81	2,220,054	2015	2,344,521	80	29,307
24,245	81	1,963,912	2016	2,215,948	81	27,357
25,641	80	2,051,279	2017	2,223,833	80	27,798
24,489	80	1,959,197	2018	2,188,388	81	27,017
28,322	81	2,294,152	2019	1,880,642	81	23,217
--	31	--	2020	--	29	--
16,377	80	1,310,199	2021	1,360,356	79	17,220
22,514	80	1,801,128	2022	1,825,897	80	22,824
24,372	81	1,974,124	2023	2,207,176	81	27,249
24,094	81	1,951,616	2024	2,081,165	79	26,344
20,919	4,952	103,589,537	TOTALS	109,266,922	4,838	22,585

(* — denotes league leadership)

MISC. ATTENDANCE FACTS AND FIGURES

- Through the first 14 seasons at Target Field, the Twins have drawn 31,422,012 total fans in 1,159 home dates (**3,223,640** in 2010; **3,168,107** in 2011; **2,776,354** in 2012; **2,477,644** in 2013; **2,250,606** in 2014; **2,220,054** in 2015; **1,963,912** in 2016; **2,051,279** in 2017; **1,959,197** in 2018; **2,294,152** in 2019; **1,310,199** in 2021; **1,801,128** in 2022; **1,974,124** in 2023 and **1,951,616** in 2024), averaging 27,111 fans per opening. The 2020 season was played without fans due to COVID-19 and the 2021 season had limited capacity crowds.
- The Twins have sold out 186 regular season dates at Target Field in 1,159 openings since 2010. They sold out **81** in 2010, **57** in 2011, **eight** in 2012, **six** in 2013, **none** in 2014, **six** in 2015, **one** in 2016, **one** in 2017, **one** in 2018, **12** in 2019, **eight** in 2021, **two** in 2022, **one** in 2023 and **two** in 2024.

TWINS CONSECUTIVE HOME CROWD STREAKS

AT LEAST	OPENINGS	DATES
10,000	1,383	September 21, 2001-end of 2019
20,000	403	September 18, 2009-September 7, 2014
30,000	169	September 18, 2009-August 27, 2012
40,000	22	July 3-August 31, 2010
50,000	4	July 8-22, 1988

TWINS HOME ATTENDANCE HIGHS

EVENT	OPPONENT	DATE	ATTENDANCE
World Series Game	St. Louis	October 25, 1987	55,376
Championship Series Game	Anaheim	October 9, 2002	55,990
Division Series Game	Oakland	October 5, 2002	55,960
Wild Card Series Game	Toronto	October 4, 2023	38,518
All-Star Game	National League	July 16, 1985	54,960
Opening Day	Toronto	April 8, 1988	53,067
Single Weekday	Detroit	October 6, 2009	54,088
Single Weeknight	Kansas City	September 25, 1987	52,704
Doubleheader	California	July 16, 1967	43,419
Tw-Night Doubleheader	Oakland	July 28, 1990	51,017
Saturday Morning	Chicago-AL	September 17, 1988	46,439
Saturday Afternoon	New York-AL	August 13, 1988	51,963
Saturday Night	Milwaukee	July 9, 1988	52,293
Sunday	Kansas City	September 27, 1987	53,106
<hr/>			
Holiday			
Morning	New York-AL	May 30, 1962	39,720
Afternoon	Baltimore	July 4, 1992	48,028
Night	Kansas City	July 4, 1973	45,890
Doubleheader	Chicago-AL	July 4, 1961	23,592
Tw-Nighter	Texas	July 4, 1975	25,714
<hr/>			
Three-Date Series	New York-AL	August 12-14, 1988	155,509
	Friday Night		52,230
	Saturday Afternoon		51,963
	Sunday Afternoon		51,316
<hr/>			
Four-Date Series	Oakland	August 16-19, 1991	191,938
	Friday Night		50,019
	Saturday Night		52,080
	Sunday Night		44,295
	Monday Night		45,544
<hr/>			
Season, Home		2010	3,223,640
Season, Road		2007	2,501,160
Game, Road	New York-AL	June 20, 1965	71,245
Smallest Paid Crowd	Kansas City	September 20, 1965	537

TWINS REGULAR SEASON HOME CROWDS OF 50,000 OR MORE

RANK	ATTENDANCE	DATE	OPPONENT	D-N	DAY	SCORE
1	54,088	10-6-09	Detroit	D	Tuesday	6-5
2	53,106	9-27-87	Kansas City	D	Sunday	8-1
3	53,067	4-8-88	Toronto	N	Friday	6-3
4	53,031	4-10-92	Texas	N	Friday	7-1
5	52,704	9-25-87	Kansas City	N	Friday	4-6
6	52,625	10-1-88	California	N	Saturday	10-5
7	52,394	4-4-89	New York-AL	N	Tuesday	2-4
8	52,293	7-9-88	Milwaukee	N	Saturday	4-5
9	52,284	7-22-88	Baltimore	N	Friday	6-1
10	52,279	4-6-82	Seattle	N	Tuesday	7-11
11	52,230	8-12-88	New York-AL	N	Friday	4-6
12	52,080	8-17-91	Oakland	N	Saturday	12-4
13	52,008	6-4-88	Oakland	N	Saturday	4-6
14	51,963	8-13-88	New York-AL	D	Saturday	12-2
15	51,863	5-16-84	Toronto	D	Wednesday	7-8
16	51,717	4-25-87	California	N	Saturday	8-7
17	51,687	7-27-88	Toronto	D	Wednesday	1-4
18	51,617	4-6-93	Chicago-AL	N	Tuesday	5-10
19	51,316	8-14-88	New York-AL	D	Sunday	6-9
20	51,285	7-8-88	Milwaukee	N	Friday	3-5
21	51,163	4-15-85	California	N	Monday	0-5
22	51,155	10-4-09	Kansas City	D	Sunday	13-4
23	51,122	9-5-87	Milwaukee	N	Saturday	2-1
24	51,085	6-30-91	Chicago-AL	D	Sunday	3-0
25	51,058	10-5-91	Toronto	N	Saturday	3-1
26	51,043	8-1-92	Milwaukee	N	Saturday	9-6
27	51,017	7-28-90	Oakland	N	Saturday	1-4 & 9-4
28	51,011	9-7-96	California	N	Saturday	6-3
29	50,818	4-11-92	Texas	N	Saturday	8-10
30	50,525	6-29-91	Chicago-AL	N	Saturday	4-8
31	50,465	8-22-92	Toronto	N	Saturday	2-4
32	50,237	8-8-87	Oakland	N	Saturday	9-2
33	50,020	7-10-88	Milwaukee	D	Sunday	2-3
34	50,019	8-16-91	Oakland	N	Friday	5-4

TARGET FIELD TOP ATTENDANCE FIGURES

EXHIBITION:	32,995 on Friday, April 2, 2010 vs. St. Louis
REGULAR SEASON:	41,679 on Saturday, July 20, 2024 vs. Milwaukee
TRAD. DOUBLEHEADER:	48,436 on Friday, September 28, 2018 vs. Chicago-AL
POSTSEASON:	42,035 on Thursday, October 7, 2010 (Game 2) vs. New York-AL
2-GAME SERIES:	78,006 from July 20-21, 2024 vs. Milwaukee
3-GAME SERIES:	123,385 from July 1-3, 2011 vs. Milwaukee
4-GAME SERIES:	164,950 from August 18-21, 2011 vs. New York-AL
ANY EVENT:	44,627 on August 10, 2023 for Pink's "Summer Carnival" tour

TWINS INDIVIDUAL SINGLE-GAME RECORDS

BATTING AND BASERUNNING			
CATEGORY	RECORD	PLAYER	OPPONENT AND DATE
At-Bats.....	*7	Gladden.....	Texas, May 20, 1989
X-Inning.....	10	Willingham.....	Chicago-AL, August 3, 2014
		Braun (22 inn.).....	Milwaukee, May 12, 1972
		Thompson (22 inn.).....	Milwaukee, May 12, 1972
		Tovar (22 inn.).....	Milwaukee, May 12, 1972
		Mack (22 inn.).....	Cleveland, August 31, 1993
Runs.....	5	Carew.....	Chicago-AL, June 26, 1977
		Teufel.....	Toronto, September 16, 1983
		Molitor.....	Detroit, April 24, 1996
		Rivas.....	Cleveland, June 4, 2002
Hits.....	6	Puckett.....	Milwaukee, August 30, 1987
		Puckett (11 inn.).....	Texas, May 23, 1991
Extra-Base Hits.....	4	9 times, last Polanco.....	Cleveland, September 6, 2021
Total Bases.....	14	Puckett.....	Milwaukee, August 30, 1987
Singles.....	5	13 times, last Rosario.....	Kansas City (second game), July 1, 2017
Doubles.....	4	Puckett.....	Toronto, May 13, 1989
Triples.....	*3	Span.....	Detroit, June 29, 2010
		Landreaux.....	Texas, July 3, 1980
Home runs, Inning.....	*2	Cuddyer.....	Kansas City, August 23, 2009
Home runs, Game.....	3	Allison.....	Cleveland, May 17, 1963
		Killebrew.....	Boston (first game), September 21, 1963
		Oliva.....	Kansas City, July 3, 1973
		Morneau.....	Chicago-AL (second game), July 6, 2007
		Kepler.....	Cleveland, August 1, 2016
		Dozier.....	Kansas City, September 5, 2016
		Rosario.....	Seattle, June 13, 2017
		Buxton.....	Toronto, August 27, 2017
		Rosario.....	Cleveland, June 3, 2018
		Kepler.....	Cleveland, June 6, 2019
		Cruz.....	Chicago-AL, July 25, 2019
		Cruz.....	Kansas City, August 3, 2019
		Sanó.....	Chicago-AL, May 18, 2021
RBI.....	8	G. Adams.....	Chicago-AL, June 26, 1977
		Bush.....	Texas, May 20, 1989
Walks.....	5	Smalley.....	Baltimore, May 7, 1978
Strikeouts.....	5	7 times, last Sanó (17 inn.).....	Boston, June 18, 2019
GDP.....	3	Terrell.....	Seattle, April 11, 1977
		J. M. Morales.....	Milwaukee, May 17, 1980
Sacrifices.....	3	Blyleven.....	Baltimore, July 27, 1970
Sacrifice Flies.....	2	46 times, last Miranda.....	Arizona, June 27, 2024
Hit-by-Pitch.....	3	Koskie.....	Chicago-AL, July 27, 2004
		Kusick (11 inn.).....	Milwaukee, August 27, 1975
Stolen Bases.....	4	Hisle.....	Kansas City, June 30, 1976

PITCHING			
CATEGORY	RECORD	PLAYER	OPPONENT AND DATE
Innings Pitched.....	13.0	Merritt.....	New York-AL (second game), July 26, 1967
Hits.....	15	Radke.....	Anaheim, August 27, 2004
		Pavano.....	Chicago-AL, August 19, 2010
		Zahn (10 inn.).....	Toronto, August 26, 1978
Runs.....	11	Reed.....	New York-AL, April 21, 2003
Earned Runs.....	10	Albury.....	Kansas City, August 6, 1974
		Decker.....	Kansas City, May 12, 1976
		Zahn.....	Baltimore (second game), July 21, 1980
		W. Banks.....	Chicago-AL, August 4, 1992
		Mahomes.....	Detroit, April 24, 1993
		Reed.....	New York-AL, April 21, 2003
		Ryan.....	San Diego, July 29, 2022
		Maeda.....	New York-AL, April 26, 2023
Home Runs.....	5	Blyleven.....	Texas, September 13, 1986
		Silva.....	Baltimore, August 22, 2006
		Ryan.....	San Diego, July 29, 2022
		Ryan.....	Atlanta, June 27, 2023
Strikeouts.....	17	J. Santana.....	Texas, August 19, 2007
Consecutive Strikeouts.....	8	Maeda.....	Milwaukee, August 18, 2020
Walks.....	9	Roland.....	Chicago-AL (first game), April 21, 1963
		Tiant.....	Detroit, May 5, 1970
		T. Hall.....	Oakland, September 23, 1970
		Hughes.....	New York-AL, July 19, 1975
		Berenguer.....	Boston, June 2, 1987
Intentional Walks.....	3	9 times, last Cressend.....	New York-AL, May 17, 2002
Hit Batsmen.....	*4	Blyleven.....	Cleveland, April 22, 1988
Wild Pitches.....	4	Berrios.....	Chicago-AL, August 29, 2019
Balks.....	3	Niekro.....	New York-AL, April 19, 1988
Pickoffs.....	2	12 times, last Berrios.....	Seattle, April 8, 2021

* — denotes tie for major league record

TWINS TEAM SINGLE-GAME RECORDS

BATTING AND BASE-RUNNING

CATEGORY	RECORD	OPPONENT AND DATE
At-Bats.....	50 4 times	last, Chicago-AL, August 3, 2014
X-Inning.....	78 (22 inn.)	Cleveland, August 31, 1993
Runs.....	24	Detroit, April 24, 1996
Runs, Both Clubs.....	35 (24-11)	Detroit, April 24, 1996
Hits.....	28	Seattle, June 13, 2017
Hits, Both Clubs.....	42 2 times	last, Seattle, June 13, 2017
Extra-Base Hits.....	13 2 times	last, Texas, July 5, 2019
Extra-Base Hits, Both Clubs.....	24	Cleveland, July 13, 1996
Total Bases.....	48	Baltimore (second game), April 20, 2019
Singles.....	21	Seattle, June 13, 2017
Doubles.....	9	Texas, July 5, 2019
Triples.....	4 2 times	last, Texas, June 14, 2015
Home Runs.....	8 3 times	last, Los Angeles-AL, May 23, 2019
Home Runs, Both Clubs.....	11 2 times	last, Los Angeles-AL, May 23, 2019
Runs Batted In.....	22 2 times	last, Cleveland, June 4, 2002
Runs Batted In, Both Clubs.....	33	Detroit, April 24, 1996
Walks.....	14 3 times	last, Kansas City, August 5, 2006
X-Inning.....	18 (18 inn.)	Seattle, July 19, 1969
Walks, Both Clubs.....	21	Kansas City, September 10, 1976
X-Inning.....	22 2 times	last, (10 inn.), Baltimore, May 15, 1978
Intentional Walks.....	5 2 times	last, (22 inn.), Milwaukee, May 12, 1972
Intentional Walks, Both Clubs.....	5 2 times	last, Boston, August 28, 1984
X-Inning.....	7 (22 inn.)	Milwaukee, May 12, 1972
Strikeouts.....	19	Cleveland (first game), August 17, 2017
X-Inning.....	22 (18 inn.)	Tampa Bay, June 27, 2019
Strikeouts, Both Clubs.....	29 2 times	last, Detroit, September 22, 2016
X-Inning.....	39 (18 inn.)	Tampa Bay, June 27, 2019
Grounded into Double Play.....	5 10 times	last, Cleveland (second game), August 9, 2024
Sacrifice Hits.....	5 4 times	last, Chicago-AL, June 23, 1979
Sacrifice Flies.....	4 4 times	last, Toronto, August 26, 2016
Hit-by-Pitch.....	4 6 times	last, Oakland, June 22, 2024
Left on Base.....	17 2 times	last, Milwaukee, September 4, 1990
X-Inning.....	23 2 times	last, (22 inn.) Milwaukee, May 12, 1972
Stolen Bases.....	6	Seattle, September 9, 1992
Opponent Stolen Bases.....	7 3 times	last, New York-AL, May 10, 1987
X-Inning.....	12 (12 inn.)	Oakland (first game), August 1, 1976
Stolen Bases, Both Clubs.....	8 Many	last, Cincinnati, June 29, 2015
X-Inning.....	14 (12 inn.)	Oakland, August 1, 1976
Largest Margin of Victory.....	21 (23-2)	Cleveland, June 4, 2002
Largest Margin of Loss.....	18 (20-2)	Kansas City A's, April 25, 1961
Runs in Shutout.....	17	Kansas City, September 2, 2017
Opponent Runs in Shutout.....	17	California, April 23, 1980
Runs in Inning.....	11 4 times	last, (5th inn.) Boston, May 20, 1994
Opponent Runs in Inning.....	12	Kansas City, June 17, 2003
Consecutive Scoring Innings.....	7 Many	last, San Diego, September 12, 2017
Hits in Inning.....	10 2 times	last, (5th inn.) Boston, May 20, 1994
Opponent Hits in Inning.....	10 4 times	last, (4th inn.) Oakland, September 11, 2013
Consecutive Hits.....	8 3 times	last, (1st inn.) San Francisco, June 21, 2011
Opponent Consecutive Hits.....	10 (2nd inn.)	Toronto, September 4, 1992
Most Players 2+ Hits.....	9 3 times	last, Houston, June 6, 1999
Most Baserunners.....	34	Kansas City, September 10, 1976
X-Inning.....	35 (18 inn.)	Seattle, July 19, 1969
Batters in Inning.....	16 2 times	last, 5th inn., Boston, May 20, 1994

LONGEST SCORELESS INNING STREAKS FOR TWINS STARTERS

PITCHER	STREAK	DATES
Johan Santana.....	33.0 IP	August 28-September 24, 2004
Scott Erickson.....	29.1 IP	April 21-May 7, 1991
Frank Viola.....	29.0 IP	April 26-May 10, 1988
Jim Kaat.....	27.1 IP	August 19-31, 1966
Pablo López.....	23.1 IP	August 18-September 5, 2024
Jake Odorizzi.....	22.1 IP	April 29-May 15, 2019

TWINS TEAM SINGLE-GAME RECORDS

PITCHING		
CATEGORY	RECORD	OPPONENT AND DATE
Hits	27	Texas, July 25, 2011
Runs	23 (23-6)	Kansas City, April 6, 1974
Earned Runs	20	Kansas City, April 6, 1974
Home Runs	7	Texas, September 13, 1986
Strikeouts	19	Texas, August 19, 2007
X-Inning	20 2 times	last, Miami (13 inn.), September 26, 2024
Walks	13 2 times	last, Boston (second game), May 2, 1971
Intentional Walks	5 (12 inn.)	Chicago-AL, May 4, 2023
Hit Batsmen	4 3 times	last, Chicago-NL, September 21, 2021
Wild Pitches	4 11 times	last, Chicago-AL, August 29, 2019
Balks	3 2 times	last, New York-AL, April 19, 1988
Pickoffs	2 21 times	last, Tampa Bay, September 11, 2023
Pitchers Used	10 2 times	last, (18 inn.), Tampa Bay, June 27, 2019
Pitchers, Both Clubs	17	Cleveland, September 26, 2017
X-Inning	19 (18 inn.)	Tampa Bay, June 27, 2019
Pitchers In Inning	5 2 times	last, (8th inn.), Kansas City, September 9, 2017

FIELDING		
CATEGORY	RECORD	OPPONENT AND DATE
Assists	22 2 times	last, Milwaukee, August 7, 1990
X-Inning	42 (22 inn.)	Cleveland, August 31, 1993
Opponent Assists	24	Boston, July 4, 1990
X-Inning	34 (22 inn.)	Milwaukee, May 12, 1972
Assists, Both Clubs	37	Detroit, June 11, 1980
X-Inning	67 (22 inn.)	Cleveland, August 31, 1993
Errors	7	Chicago-AL, May 7, 1965
Opponent Errors	6 4 times	last, Cleveland, August 28, 1991
Errors, Both Clubs	9 2 times	last, Cleveland, September 3, 1972
Passed Balls	3 2 times	last, Detroit, August 13, 2017
Double Plays	6 3 times	last, Anaheim, August 3, 2004
Opponent Double Plays	6	Texas, August 2, 2006
Double Plays, Both Clubs	10	Boston, July 18, 1990
Triple Plays	2	Boston, July 17, 1990

MISCELLANEOUS		
CATEGORY	RECORD	OPPONENT AND DATE
Players Used	23	Kansas City, October 4, 1987
X-Inning	27 (12 inn.)	Kansas City, September 29, 1970
Players, Both Clubs	42	Chicago-AL, September 21, 1983
X-Inning	49 (12 inn.)	Kansas City, September 29, 1970
Pinch-Hitters Used	8	Seattle, September 13, 1996
Most Innings Played	22 2 times	last, Cleveland, August 31, 1993
Longest Game	4:19	Detroit, July 23, 2017
X-Inning	6:36 (17 inn.)	Cleveland, May 7, 1995
Shortest Game	1:33	Toronto, September 28, 1982
5-Inning	1:03	Boston, August 6, 1967
7-Inning	1:45	Detroit, September 4, 2020
Longest 1-0 Game	15 inn.	Kansas City, May 23, 1981
Warmest Home Start	97 3 times	last, Baltimore, July 16, 2012
Warmest, Road	109	Texas, June 27, 1980
Coldest Home Start	27	Seattle, April 7, 2018
Coldest, Road	30	Detroit, April 9, 1997

TWINS 200-PLUS HITS IN A SEASON

PLAYER	YEAR	HITS
Tony Oliva	1964	217
Tony Oliva	1970	204
César Tovar	1971	204
Rod Carew	1973	203
Rod Carew	1974	218
Rod Carew	1976	200
Rod Carew	1977	239

PLAYER	YEAR	HITS
Kirby Puckett	1986	223
Kirby Puckett	1987	207
Kirby Puckett	1988	234
Kirby Puckett	1989	215
Kirby Puckett	1992	210
Paul Molitor	1996	225

TWINS INDIVIDUAL SEASON RECORDS

BATTING AND BASERUNNING

Average	388, Carew, 1977
Games	+164, Tovar, 1967
Plate Appearances	744, Puckett, 1985
At-Bats	691, Puckett, 1985
Runs	140, Knoblauch, 1996
Hits	239, Carew, 1977
RBI	140, Killebrew, 1969
Extra-Base Hits	84, Oliva, 1964
Total Bases	374, Oliva, 1964
Slugging Percentage639, Cruz, 2019
On-Base Percentage449, Carew, 1977
Pinch-Hit Average (20+ AB)444, Leius, 1991
Pinch Hits	19, Hale, 1996
Bunt Hits	30, Gómez, 2008
Infield Hits	50, Gómez, 2008
Singles	180, Carew, 1974
Doubles	47, Morneau, 2008
Triples	20, Guzmán, 2000
Home Runs, Right-Handed	49, Killebrew, 1964, '69
Home Runs, Left-Handed	36, Kepler, 2019
Home Runs, Rookie	33, Hall, 1963
Home Runs, Home	29, Killebrew, 1961
Home Runs, Road	28, Killebrew, 1962
Grand Slams	4, Lewis, 2023

Consecutive Games w/ a Home Run, 5, Killebrew, 3x, in 1964, '70
Cordova, 1995
Dozier, 2016
Cruz, 2019

Walks	145, Killebrew, 1969
Hit-by-Pitch	21, Castro, 2024
Strikeouts	183, Sano, 2021
Fewest Strikeouts	16 (min. 385 AB), Harper, 1989
Ground Into Double Play	30, Correa, 2023
Fewest Ground Into Double Play	1 (min. 500 PA), Buxton, 2017
Sacrifice Hits	25, Wilfong, 1979
Sacrifice Flies	13, Gaetti, 1982
	Brunansky, 1985
Consecutive Games Played	319, Morneau, 2007-09
Consecutive Game Hit-Streak	31, Landreaux, 1980
Consecutive Hits (at-bats)	12, Miranda, 2024
Consecutive Times on Base	13, Miranda, 2024
Multi-Hit Games	74, Puckett, 1989
4-Hit Games	8, Carew, 1977
	Puckett, 1988
Consecutive Hitless At-Bats	53, Chance, 1967
Stolen Bases	62, Knoblauch, 1997
Caught Stealing	22, Carew, 1976
Stolen Base Percentage	96.7 (29-for-30), Buxton, 2017

PITCHING

ERA	2.45 (202.1 IP), Anderson, 1988
Win Percentage800 (12-3), J. Santana, 2003 and Liriano, 2006
Wins	25, Kaat, 1966
Relief Wins	17, Campbell, 1976
Losses	20, Ramos, 1961
Decisions	38, Kaat, 1966
Saves	47, Nathan, 2009
Games	+90, Marshall, 1979
Games Started	42, Kaat, 1965
Complete Games	25, Blyleven, 1973
Consecutive Complete Games	8, Pascual, 1964
Relief Appearances	*89, Marshall, 1979
Games Finished	#84, Marshall, 1979
Innings Pitched	325.0, Blyleven, 1973
Hits	296, Blyleven, 1973
Runs	141, Viola, 1983
Earned Runs	129, Hawkins, 1999
Home Runs	#50, Blyleven, 1986
Strikeouts	265, J. Santana, 2004
Walks	127, J. Hughes, 1975
Intentional Walks	16, Perranoski, 1969

Hit Batsmen	18, Kaat, 1962
Wild Pitches	15, Goltz, 1976
	Smithson, 1986
	Morris, 1991
	J. Santana, 2002
Balks	5, R. Erickson, 1981
	Straker, 1987
	Berenguer, 1988
	Banks, 1993
Pickoffs	14, Kosman, 1979
Shutouts	9, Blyleven, 1973
Shutouts Lost	5, Stigman, 1964
	Decker, 1974
	Viola, 1983
Consecutive Shutout Innings Pitched	36.0, Romero, 2004
1-0 Games Won	3, Blyleven, 1971
1-0 Games Lost	2, many players
Consecutive Wins	17, J. Santana, 2004-05
Single Season	13, J. Santana, 2004
Consecutive Losses	16, Felton, 1980-82
Single Season	13, Felton, 1982

(# — denotes major league record; + — denotes league record; * — denotes tie for league record)

FIELDING BY POSITION

POSITION	PLAYER	YEAR	G	PO	A	E	FIELDING %
P	Jim Perry	1971	40	17	44	0	1.000
C	Joe Mauer	2007	91	598	35	1	.998
1B	Joe Mauer	2017	125	947	63	2	.998
2B	Rob Wilfong	1980	120	238	337	3	.995
3B	Gio Urshela	2022	136	100	237	6	.983
SS	Carlos Correa	2023	135	166	278	6	.987
OF*	Byron Buxton	2024	94	204	2	0	1.000
OF*	Max Kepler	2024	103	172	4	0	1.000
OF*	Max Kepler	2021	114	215	5	0	1.000
OF*	Max Kepler	2019	130	277	4	0	1.000
OF*	Ben Revere	2012	121	274	8	0	1.000
All	TEAM	2023	162	4354	1286	66	.988

(Position players: Minimum 750 innings in the field) * - Tied for club record

TWINS TEAM SEASON RECORDS

MISCELLANEOUS

Highest Win Percentage (102-60)	630 in 1965
Lowest Win Percentage (59-103)	364 in 2016
Best Home Percentage (57-24)	704 in 1969
Best Road Percentage (55-26)	679 in 2019
Most Consecutive Wins	15 in 1991
Most Consecutive Losses	14 in 1982
Most Doubleheaders	20 in 1961
Most Doubleheaders Won	7 in 1965
Most Games	+164 in 1967
Fewest Games	110 in 1981
Most Home Games	*84 in 1985
Most Road Games	83 in 1967
Most One-Run Games	68 in 1968

Most One-Run Games Won	35 in 1968
Most Extra-Innings Games	23 in 2005 and '21
Most Extra-Inning Games Won	15 in 2005
Most Night Games	118 in 1990
Most Night Games Won	69 in 1991, '02 and '06
Most Day Games	94 in 1961
Most Day Games Won	54 in 1962 and '69
Most Players Used	62 in 2022
Fewest Players Used	31 in 1976
Most Pitchers	36 in 2017 and 2022
Fewest Pitchers	12 in 1967 and '72
Most Pinch-Hitters	265 in 1968 and '79
Fewest Pinch-Hitters	63 in 2012

BATTING AND BASERUNNING

Highest Batting Average	288 in 1996
Lowest Batting Average	237 in 1968
Highest Pinch-Hit Average	363 in 1994
Lowest Pinch-Hit Average	127 in 2015
Most At-Bats	5732 in 2019
Fewest At-Bats	5373 in 1968
Most Runs	939 in 2019
Fewest Runs	562 in 1968
Most Hits	1633 in 1996
Fewest Hits	1274 in 1968
Most Bunt Hits	65 in 2008
Most Extra-Base Hits	648 in 2019
Fewest Extra-Base Hits	338 in 1974
Most Total Bases	2832 in 2019
Fewest Total Bases	1878 in 1968
Highest Slugging Percentage	494 in 2019
Lowest Slugging Percentage	350 in 1968
Most Singles	1192 in 1974
Fewest Singles	795 in 2021
Most Doubles	348 in 2002
Fewest Doubles	190 in 1974
Most Triples	60 in 1977
Fewest Triples	15 in 2013
Most Home Runs	307 in 2019
Fewest Home Runs	81 in 1976
Most Grand Slams	8 in 1961 and 2023
Fewest Grand Slams	0 in 1968

Most Consecutive Games with a HR	28 in 2024
Most Runs Batted In	906 in 2019
Fewest Runs Batted In	522 in 1968
Most Walks	649 in 1962
Fewest Walks	436 in 1980
Most Intentional Walks	79 in 1965
Fewest Intentional Walks	11 in 2022
Most Strikeouts	1654 in 2023
Fewest Strikeouts	684 in 1978
Most GDP	172 in 1996
Fewest GDP	89 in 2018
Most Sacrifice Hits	142 in 1979
Fewest Sacrifice Hits	7 in 2021
Most Sacrifice Flies	72 in 2008
Fewest Sacrifice Flies	25 in 2011
Most Hit-by-Pitch	101 in 2024
Fewest Hit-by-Pitch	21 in 1980
Most Left on Base	1262 in 1974
Fewest Left on Base	993 in 2015
Most Stolen Bases	151 in 1997
Fewest Stolen Bases	28 in 2019
Most Caught Stealing	75 in 1976
Fewest Caught Stealing	14 in 1963
Highest Stolen Base Percentage	82.7% (86-for-104) in 2023
Lowest Stolen Base Percentage	52.2% (47-for-90) in 1961
Consecutive Scoreless Innings	30.0 in 1964 and '78

PITCHING

Lowest ERA	2.89 in 1968
Highest ERA	5.28 in 1996
Most Wins	102 in 1965
Fewest Wins	59 in 2016
Most Losses	103 in 2016
Fewest Losses	60 in 1965
Most Saves	58 in 1970
Fewest Saves	22 in 1975
Most Innings Pitched	1497.2 in 1969
Fewest Innings Pitched	1416.2 in 1971
Most Runs Allowed	900 in 1996
Fewest Runs Allowed	546 in 1968
Most Earned Runs Allowed	844 in 1996
Fewest Earned Runs Allowed	461 in 1968
Most Hits Allowed	1634 in 2000
Fewest Hits Allowed	1224 in 1968
Most Home Runs Allowed	239 in 2021
Fewest Home Runs Allowed	89 in 1976
Most Strikeouts	1560 in 2023
Fewest Strikeouts	703 in 1978
Most Walks	643 in 1982
Fewest Walks	348 in 2005

Most Intentional Walks	76 in 1969
Fewest Intentional Walks	10 in 2019
Most Hit Batsmen	80 in 2018
Fewest Hit Batsmen	12 in 1982
Most Wild Pitches	83 in 2016
Fewest Wild Pitches	32 in 1980
Most Balks	38 in 1988
Fewest Balks	0 in 2018
Most Pickoffs	29 in 1979 and '85
Most Complete Games	58 in 1963 and '67
Fewest Complete Games	0 in 2022
Consecutive Complete Games	7 in 1962
Most Consecutive Games without a CG	724 from 2018 to 2023
Most Relievers Used	682 in 2017
Fewest Relievers Used	163 in 1975
Most Shutouts Won	18 in 1967 and '73
Fewest Shutouts Won	3 in 1993
Most Shutouts Lost	14 in 1964, '72, '90 and '06
Fewest Shutouts Lost	2 in 2017
Consecutive Shutout Innings Pitched	32.0 in 2004
Most 1-0 Games Won	5 in 1966
Most 1-0 Games Lost	5 in 1974

FIELDING

Most Errors	174 in 1961
Fewest Errors	66 in 2023
Most Consecutive Errorless Games	14 in 2020
Most Passed Balls	21 in 1987 and '93
Fewest Passed Balls	3 in 2015
Most Double Plays	203 in 1979
Fewest Double Plays	114 in 2003
Most Consecutive Games with a Double Play	17 in 1979

Highest Fielding Percentage	.988 in 2023
Lowest Fielding Percentage	.971 in 1961
Most Chances	6509 in 1969
Fewest Chances	5700 in 2022
Most Putouts	4503 in 1969
Fewest Putouts	4248 in 1971
Most Assists	2007 in 1979
Fewest Assists	1286 in 2023

*excludes shortened seasons of 1972, 1981, 1994 and 1995 (strikes), as well as 2020 (COVID-19)

TWINS ALL-TIME TOP TEN

BATTING

SINGLE SEASON

BATTING AVERAGE

388+	Rod Carew	1977
365+	Joe Mauer	2009
364+	Rod Carew	1974
359	Rod Carew	1975
356	Kirby Puckett	1988
350+	Rod Carew	1973
347+	Joe Mauer	2006
341	Chuck Knoblauch	1996
341	Paul Molitor	1996
339+	Kirby Puckett	1989

GAMES

164+	César Tovar	1967
163	Harmon Killebrew	1967
163+	Justin Morneau	2008
162**	Harmon Killebrew	1966
162	Harmon Killebrew	1969
162**	Roy Smalley	1979
162**+	Gary Gaetti	1984
161	Tony Oliva	1964
161	César Tovar	1970
161	Kirby Puckett	1985
161	Kirby Puckett	1986
161	Paul Molitor	1996

AT-BATS

691+	Kirby Puckett	1985
680	Kirby Puckett	1986
672*	Tony Oliva	1964
666*	Zoilo Versalles	1965
660	Paul Molitor	1996
659	Zoilo Versalles	1964
657	César Tovar	1971
657+	Kirby Puckett	1988
650	César Tovar	1970
649*	César Tovar	1967

RUNS

140	Chuck Knoblauch	1996
128+	Rod Carew	1977
126+	Zoilo Versalles	1965
120	César Tovar	1970
119	Kirby Puckett	1986
117	Chuck Knoblauch	1997
112	Brian Dozier	2014
109*	Tony Oliva	1964
109	Kirby Puckett	1988
107	Tony Oliva	1965
107	Chuck Knoblauch	1995
107	Jorge Polanco	2019

HITS

239+	Rod Carew	1977
234+	Kirby Puckett	1988
225*	Paul Molitor	1996
223	Kirby Puckett	1986
218+	Rod Carew	1974
217+	Tony Oliva	1964
215+	Kirby Puckett	1989
210+	Kirby Puckett	1992
207**	Kirby Puckett	1987
204*	Tony Oliva	1970
204*	César Tovar	1971

TOTAL BASES

374+	Tony Oliva	1964
365	Kirby Puckett	1986
358+	Kirby Puckett	1988
351	Rod Carew	1977
336	Brian Dozier	2016
333	Kirby Puckett	1987
331	Justin Morneau	2006
328	Harmon Killebrew	1961
324	Harmon Killebrew	1969
323	Tony Oliva	1970

CAREER

BATTING AVERAGE

334	Rod Carew	1967-78
318	Kirby Puckett	1984-95
309	Shane Mack	1990-94
306	Brian Harper	1988-93
306	Joe Mauer	2004-18
304	Tony Oliva	1962-76
304	Chuck Knoblauch	1991-97
286	Larry Hise	1973-77
284	Denard Span	2008-12
284	Steve Braun	1971-76
284	Mickey Hatcher	1981-86

GAMES

1939	Harmon Killebrew	1961-74
1858	Joe Mauer	2004-18
1783	Kirby Puckett	1984-95
1747	Kent Hrbek	1981-94
1676	Tony Oliva	1962-76
1635	Rod Carew	1967-78
1373	Torii Hunter	1997-2007, '15
1361	Gary Gaetti	1981-90
1278	Justin Morneau	2003-13
1236	Bob Allison	1961-70

AT-BATS

7244	Kirby Puckett	1984-95
6930	Joe Mauer	2004-18
6593	Harmon Killebrew	1961-74
6301	Tony Oliva	1962-76
6235	Rod Carew	1967-78
6192	Kent Hrbek	1981-94
5013	Torii Hunter	1997-2007, '15
4989	Gary Gaetti	1981-90
4749	Justin Morneau	2003-13
4148	Zoilo Versalles	1961-67

RUNS

1071	Kirby Puckett	1984-95
1047	Harmon Killebrew	1961-74
1018	Joe Mauer	2004-18
950	Rod Carew	1967-78
903	Kent Hrbek	1981-94
870	Tony Oliva	1962-76
739	Torii Hunter	1997-2007, '15
713	Chuck Knoblauch	1991-97
669	Justin Morneau	2003-13
648	Bob Allison	1961-70

HITS

2304	Kirby Puckett	1984-95
2123	Joe Mauer	2004-18
2085	Rod Carew	1967-78
1917	Tony Oliva	1962-76
1749	Kent Hrbek	1981-94
1713	Harmon Killebrew	1961-74
1343	Torii Hunter	1997-2007, '15
1318	Justin Morneau	2003-13
1276	Gary Gaetti	1981-90
1197	Chuck Knoblauch	1991-97

TOTAL BASES

3453	Kirby Puckett	1984-95
3412	Harmon Killebrew	1961-74
3040	Joe Mauer	2004-18
3002	Tony Oliva	1962-76
2976	Kent Hrbek	1981-94
2792	Rod Carew	1967-78
2318	Torii Hunter	1997-2007, '15
2302	Justin Morneau	2003-13
2181	Gary Gaetti	1981-90
1881	Bob Allison	1961-70

+ led major leagues ; * led league; ** tied for league lead, **BOLD** indicates player still active with Twins

TWINS ALL-TIME TOP TEN

BATTING

SINGLE SEASON

DOUBLES

47	Justin Morneau	2008
46	Marty Cordova	1996
46	Delmon Young	2010
45**+	Zoilo Versalles	1965
45	Kirby Puckett	1989
45+	Chuck Knoblauch	1994
45	Torii Hunter	2007
44	Matt Lawton	2000
43*	Tony Oliva	1964
43	Joe Mauer	2010

TRIPLES

20+	Cristian Guzmán	2000
16*	Rod Carew	1977
15+	Eddie Rosario	2015
14*	Chuck Knoblauch	1996
14+	Cristian Guzmán	2001
14+	Cristian Guzmán	2003
13*	Zoilo Versalles	1963
13*	César Tovar	1970
13	Kirby Puckett	1985
12**	Zoilo Versalles	1965
12	Rod Carew	1976
12	Lyman Bostock	1977

HOME RUNS

49+	Harmon Killebrew	1964
49+	Harmon Killebrew	1969
48*	Harmon Killebrew	1962
46	Harmon Killebrew	1961
45+	Harmon Killebrew	1963
44**+	Harmon Killebrew	1967
42	Brian Dozier	2016
41	Nelson Cruz	2019
41	Harmon Killebrew	1970
39	Harmon Killebrew	1966

RUNS BATTED IN

140+	Harmon Killebrew	1969
130	Justin Morneau	2006
129	Justin Morneau	2008
126*	Harmon Killebrew	1962
122	Harmon Killebrew	1961
121	Kirby Puckett	1988
119*	Harmon Killebrew	1971
119*	Larry Hisle	1977
113	Harmon Killebrew	1967
113	Harmon Killebrew	1970
113	Paul Molitor	1996

WALKS

145*	Harmon Killebrew	1969
131+	Harmon Killebrew	1967
128	Harmon Killebrew	1970
114+	Harmon Killebrew	1971
107	Harmon Killebrew	1961
106	Harmon Killebrew	1962
103	Bob Allison	1961
103+	Harmon Killebrew	1966
98	Chuck Knoblauch	1996
95	Chili Davis	1991

STRIKEOUTS

183	Miguel Sanó	2021
178	Miguel Sanó	2016
173	Miguel Sanó	2017
159	Miguel Sanó	2019
150	Byron Buxton	2017
148	Brian Dozier	2015
145+	Bobby Darwin	1972
142+	Joey Gallo	2023
142+	Harmon Killebrew	1962
142	Carlos Gómez	2008

CAREER

DOUBLES

428	Joe Mauer	2004-18
414	Kirby Puckett	1984-95
329	Tony Oliva	1962-76
312	Kent Hrbek	1981-94
305	Rod Carew	1967-78
289	Justin Morneau	2003-13
281	Torii Hunter	1997-2007, '15
252	Gary Gaetti	1981-90
239	Michael Cuddyer	2001-11
232	Harmon Killebrew	1961-74

TRIPLES

90	Rod Carew	1967-78
61	Cristian Guzmán	1999-04
57	Kirby Puckett	1984-95
56	Zoilo Versalles	1961-67
51	Chuck Knoblauch	1991-97
48	Tony Oliva	1962-76
45	César Tovar	1965-72
41	Bob Allison	1961-70
36	Denard Span	2008-12
35	Greg Gagne	1983-92
35	Michael Cuddyer	2001-11

HOME RUNS

475	Harmon Killebrew	1961-74
293	Kent Hrbek	1981-94
221	Justin Morneau	2003-13
220	Tony Oliva	1962-76
214	Torii Hunter	1997-2007, '15
211	Bob Allison	1961-70
207	Kirby Puckett	1984-95
201	Gary Gaetti	1981-90
167	Brian Dozier	2012-18
163	Tom Brunansky	1982-88

RUNS BATTED IN

1325	Harmon Killebrew	1961-74
1086	Kent Hrbek	1981-94
1085	Kirby Puckett	1984-95
947	Tony Oliva	1962-76
923	Joe Mauer	2004-18
860	Justin Morneau	2003-13
792	Torii Hunter	1997-2007, '15
758	Gary Gaetti	1981-90
733	Rod Carew	1967-78
642	Bob Allison	1961-70

WALKS

1321	Harmon Killebrew	1961-74
939	Joe Mauer	2004-18
838	Kent Hrbek	1981-94
641	Bob Allison	1961-70
613	Rod Carew	1967-78
549	Roy Smalley	1976-82, '85-87
513	Chuck Knoblauch	1991-97
501	Justin Morneau	2003-13
450	Kirby Puckett	1984-95
448	Tony Oliva	1962-76

STRIKEOUTS

1314	Harmon Killebrew	1961-74
1042	Miguel Sanó	2015-22
1034	Joe Mauer	2004-18
975	Torii Hunter	1997-2007, '15
965	Kirby Puckett	1984-95
877	Gary Gaetti	1981-90
842	Bob Allison	1961-70
839	Justin Morneau	2003-13
830	Brian Dozier	2012-18
830	Byron Buxton	2015-24

TWINS ALL-TIME TOP TEN

BATTING

SINGLE SEASON

STOLEN BASES

62	Chuck Knoblauch.....	1997
49	Rod Carew	1976
46	Chuck Knoblauch.....	1995
45	César Tovar.....	1969
45	Chuck Knoblauch.....	1996
41	Rod Carew	1973
40	Ben Revere	2012
38	Rod Carew	1974
37	Otis Nixon	1998
35	3x, last: Chuck Knoblauch.....	1994

CAREER

STOLEN BASES

276	Chuck Knoblauch.....	1991-97
271	Rod Carew	1967-78
186	César Tovar.....	1965-72
134	Kirby Puckett	1984-95
128	Torii Hunter.....	1997-2007, '15
116	Dan Gladden.....	1987-91
102	Cristian Guzmán.....	1999-2004
98	Brian Dozier	2012-18
96	Matt Lawton	1995-2001
93	Byron Buxton	2015-2024

PITCHING

SINGLE SEASON

WINS

25*	Jim Kaat	1966
24*	Jim Perry	1970
24+	Frank Viola	1988
21	Camilo Pascual	1963
21*	Mudcat Grant	1965
20*	10x, last Johan Santana	2004
	(Goltz tied for league-lead in '77)	
	(S. Erickson tied for league-lead in '91)	

LOSSES

20+	Pedro Ramos	1961
19+	Scott Erickson.....	1993
18	Geoff Zahn.....	1980
18	Allan Anderson	1990
17	Jim Kaat	1961
17	Jim Perry.....	1971
17	Bert Blyleven	1972
17	Bert Blyleven	1973
17	Bert Blyleven	1974
17	Bert Blyleven	1988
17	Rich Robertson	1996

EARNED RUN AVERAGE

2.45*	Allan Anderson	1988
2.46	Camilo Pascual	1963
2.49	Dave Goltz	1978
2.52	Bert Blyleven	1973
2.53	Dean Chance	1968
2.53	Jim Merritt	1967
2.54	Jim Perry	1966
2.61*	Johan Santana.....	2004
2.62	Ray Corbin	1972
2.62	Lee Stange.....	1963

GAMES

90*	Mike Marshall.....	1979
83**+	Eddie Guardado.....	1996
81	J.C. Romero.....	2002
79	Eddie Guardado.....	1998
79*	Matt Guerrier.....	2009
78*	Bill Campbell.....	1976
77	Mike Trombley.....	1998
77	Juan Rincón.....	2004
76	Bob Wells.....	1999 and 2000
76	Matt Guerrier.....	2008

GAMES STARTED

42+	Jim Kaat	1965
41+	Jim Kaat	1966
40*	Jim Perry	1970
40	Bert Blyleven	1973
39	Mudcat Grant	1965
39**	Dean Chance	1967
39	Dean Chance	1968
39	Jim Perry.....	1971
39	Dave Goltz	1977
38	5x, last Bert Blyleven.....	1972

CAREER

WINS

189	Jim Kaat	1961-73
149	Bert Blyleven	1970-76, '85-88
148	Brad Radke.....	1995-2006
128	Jim Perry	1963-72
112	Frank Viola	1982-89
96	Dave Goltz	1972-79
93	Johan Santana.....	2000-07
88	Camilo Pascual	1961-66
75	Kevin Tapani	1989-95
67	Dave Boswell	1964-70
67	Kyle Gibson	2013-19

LOSSES

152	Jim Kaat	1961-73
139	Brad Radke.....	1995-2006
138	Bert Blyleven	1970-76, '85-88
93	Frank Viola	1982-89
90	Jim Perry.....	1963-72
79	Dave Goltz	1972-79
68	Kyle Gibson	2013-19
65	Joe Mays	1999-2005
63	Kevin Tapani	1989-95
60	Scott Erickson.....	1990-95

EARNED RUN AVERAGE

2.67	Dean Chance	1967-69
3.03	Jim Merritt	1965-68
3.15	Jim Perry	1963-72
3.22	Johan Santana.....	2000-07
3.28	Bert Blyleven	1970-76, '85-88
3.28	Jim Kaat	1961-73
3.31	Camilo Pascual	1961-66
3.35	Dick Woodson.....	1969-70, '72-74
3.35	Mudcat Grant	1964-67
3.40	Matt Guerrier.....	2004-10, '14

GAMES

648	Eddie Guardado.....	1993-2003, '08
490	Rick Aguilera	1989-99
468	Jim Kaat.....	1961-73
460	Joe Nathan.....	2004-11
420	Matt Guerrier.....	2004-10, '14
409	Glen Perkins	2005-17
386	Juan Rincón.....	2001-08
378	Brad Radke.....	1995-2006
376	Jim Perry	1963-72
376	Jesse Crain	2004-10

GAMES STARTED

422	Jim Kaat	1961-73
377	Brad Radke.....	1995-2006
345	Bert Blyleven	1970-76, '85-88
249	Frank Viola	1982-89
249	Jim Perry	1963-72
215	Dave Goltz	1972-79
188	Kyle Gibson	2013-19
180	Kevin Tapani	1989-95
179	Camilo Pascual	1961-66
175	Johan Santana.....	2000-07

TWINS ALL-TIME TOP TEN

PITCHING

SINGLE SEASON

COMPLETE GAMES

25	Bert Blyleven	1973
20	Bert Blyleven	1975
19*	Jim Kaat	1966
19	Bert Blyleven	1974
19	Dave Goltz	1977
18*	Camilo Pascual	1962
18*	Camilo Pascual	1963
18*	Dean Chance	1967
17	Bert Blyleven	1971
16	2x, last Bert Blyleven	1986

SHUTOUTS

9+	Bert Blyleven	1973
8**+	Camilo Pascual	1961
6*	Mudcat Grant	1965
6	Dean Chance	1968
5**+	Jim Kaat	1962
5**+	Camilo Pascual	1962
5	Dean Chance	1967
5	Bert Blyleven	1971
5	Geoff Zahn	1980
4	5x, last Frank Viola	1984

SAVES

47	Joe Nathan	2009
45*	Eddie Guardado	2002
44	Joe Nathan	2004
43	Joe Nathan	2005
42	Jeff Reardon	1988
42	Rick Aguilera	1991
41	Rick Aguilera	1992
41	Eddie Guardado	2003
39	Joe Nathan	2008
38	Rick Aguilera	1998

INNINGS PITCHED

325.0	Bert Blyleven	1973
304.2*	Jim Kaat	1966
303.0	Dave Goltz	1977
292.0	Dean Chance	1968
287.1	Bert Blyleven	1972
283.2*	Dean Chance	1967
281.0	Bert Blyleven	1974
278.2	Jim Perry	1970
278.1	Bert Blyleven	1971
275.2	Bert Blyleven	1975

WALKS

127	Jim Hughes	1975
116*	Rich Robertson	1996
107	Dave Boswell	1967
102	Jim Perry	1971
101	Dick Woodson	1972
101	Bert Blyleven	1987
100	Camilo Pascual	1961
99	Dave Boswell	1969
98	Camilo Pascual	1964
97	2x, last Vic Albury	1975

STRIKEOUTS

265*	Johan Santana	2004
258	Bert Blyleven	1973
249	Bert Blyleven	1974
245+	Johan Santana	2006
238+	Johan Santana	2005
235	Johan Santana	2007
234	Pablo López	2023
234	Dean Chance	1968
233	Bert Blyleven	1975
228	Bert Blyleven	1972

CAREER

COMPLETE GAMES

141	Bert Blyleven	1970-76, '85-88
133	Jim Kaat	1961-73
80	Dave Goltz	1972-79
72	Camilo Pascual	1961-66
61	Jim Perry	1963-72
54	Frank Viola	1982-89
37	Dave Boswell	1964-70
37	Brad Radke	1995-2006
36	Mudcat Grant	1964-67
36	Geoff Zahn	1977-80

SHUTOUTS

29	Bert Blyleven	1970-76, '85-88
23	Jim Kaat	1961-73
18	Camilo Pascual	1961-66
17	Jim Perry	1963-72
11	Dean Chance	1967-69
11	Dave Goltz	1972-79
10	Mudcat Grant	1964-67
10	Frank Viola	1982-89
10	Brad Radke	1995-2006
7	Geoff Zahn	1977-80
7	Scott Erickson	1990-95

SAVES

260	Joe Nathan	2004-11
254	Rick Aguilera	1989-98
120	Glen Perkins	2006-17
116	Eddie Guardado	1993-2003, '08
108	Ron Davis	1982-86
104	Jeff Reardon	1987-89
88	Al Worthington	1964-69
76	Ron Perranoski	1968-71
58	Johan Duran	2022-24
54	Mike Marshall	1978-80

INNINGS PITCHED

2959.1	Jim Kaat	1961-73
2566.2	Bert Blyleven	1970-76, '85-88
2451.0	Brad Radke	1995-2006
1883.1	Jim Perry	1963-72
1772.2	Frank Viola	1982-89
1638.0	Dave Goltz	1972-79
1308.2	Johan Santana	2000-07
1284.2	Camilo Pascual	1961-66
1171.1	Kevin Tapani	1989-95
1087.0	Kyle Gibson	2013-19

WALKS

694	Jim Kaat	1961-73
674	Bert Blyleven	1970-76, '85-88
541	Jim Perry	1963-72
521	Frank Viola	1982-89
493	Dave Goltz	1972-79
460	Dave Boswell	1964-70
445	Brad Radke	1995-2006
431	Camilo Pascual	1961-66
392	Kyle Gibson	2013-19
367	Scott Erickson	1990-95

STRIKEOUTS

2035	Bert Blyleven	1970-76, '85-88
1824	Jim Kaat	1961-73
1467	Brad Radke	1995-06
1381	Johan Santana	2000-07
1214	Frank Viola	1982-89
1025	Jim Perry	1963-72
994	Camilo Pascual	1961-66
887	Dave Goltz	1972-79
865	Dave Boswell	1964-70
845	Kyle Gibson	2013-19

TWINS ALL-TIME TOP TEN

PITCHING

SINGLE SEASON

HOME RUNS ALLOWED

50+	Bert Blyleven	1986
46	Bert Blyleven	1987
40**+	Brad Radke	1996
39+	Pedro Ramos	1961
39+	Jim Perry	1971
38+	Carlos Silva	2006
37	Frank Viola	1986
35+	Mike Smithson	1984
35	Eric Milton	2000
35	Eric Milton	2001

WIN PERCENTAGE

.857	Kenta Maeda (6-1)	2020
.800+	Johan Santana (12-3)	2003
.800+	Francisco Liriano (12-3)	2006
.774+	Frank Viola (24-7)	1988
.773*	Bill Campbell (17-5)	1976
.769	Jim Perry (20-6)	1969
.769	Johan Santana (20-6)	2004
.769	Kevin Slowey (10-3)	2009
.760	Johan Santana (19-6)	2006
.750*	Mudcat Grant (21-7)	1965

CAREER

HOME RUNS ALLOWED

326	Brad Radke	1995-06
270	Jim Kaat	1961-73
243	Bert Blyleven	1970-76, '85-88
213	Frank Viola	1982-89
166	Jim Perry	1963-72
149	Eric Milton	1998-2003
144	Johan Santana	2000-07
128	Kyle Lohse	2001-06
127	Joe Mays	1999-2005
127	Kyle Gibson	2013-19

WIN PERCENTAGE

.717	Juan Berenguer (33-13)	1987-90
.679	Johan Santana (93-44)	2000-07
.611	Jesse Crain (33-21)	2004-10
.607	Camilo Pascual (88-57)	1961-66
.604	Bill Campbell (32-21)	1973-76
.588	Mudcat Grant (50-35)	1964-67
.587	Jim Perry (128-90)	1963-72
.583	Glen Perkins (35-25)	2006-17
.574	Kevin Slowey (39-29)	2007-11
.568	Scott Baker (63-48)	2005-12

+ led major leagues ; * led league; ** tied for league lead

BOLD indicates player still active with Twins

NOTE: Career batting based on 2000 at-bats; season batting and pitching records based on qualifying players; career pitching records based on 500.0 innings pitched; career win percentage determined by at least 30 wins

TWINS ALL-TIME .300 HITTERS BY YEAR

(minimum 502 plate appearances)

YEAR	PLAYER	AVERAGE	YEAR	PLAYER	AVERAGE	YEAR	PLAYER	AVERAGE
1961	Earl Battey302	1983	—		2002	Jacque Jones300
1962	—		1984	Kent Hrbek311	2003	A.J. Pierzynski312
1963	Rich Rollins307		Mickey Hatcher302		Jacque Jones304
1964	Tony Oliva	*.323	1985	—			Doug Mientkiewicz300
1965	Tony Oliva	*.321	1986	Kirby Puckett328	2004	—	
1966	Tony Oliva307	1987	Kirby Puckett332	2005	—	
1967	—		1988	Kirby Puckett356	2006	Joe Mauer	+.347
1968	—			Kent Hrbek312		Justin Morneau321
1969	Rod Carew	*.332		Gary Gaetti301	2007	—	
	Tony Oliva309	1989	Kirby Puckett	*.339	2008	Joe Mauer	*.328
1970	Tony Oliva325	1990	—			Justin Morneau300
	César Tovar300	1991	Kirby Puckett319	2009	Joe Mauer	+.365
1971	Tony Oliva	*.337	1992	Kirby Puckett329		Denard Span311
	César Tovar311		Shane Mack315		Jason Kubel300
	Rod Carew307		Brian Harper307	2010	Joe Mauer327
1972	Rod Carew	*.318	1993	Brian Harper304	2011	—	
1973	Rod Carew	*.350	1994	Kirby Puckett317	2012	Joe Mauer319
1974	Rod Carew	*.364		Chuck Knoblauch312	2013	Joe Mauer324
1975	Rod Carew	*.359	1995	Chuck Knoblauch333	2014	—	
	Steve Braun302		Kirby Puckett314	2015	—	
1976	Rod Carew331	1996	Chuck Knoblauch341	2016	—	
	Lyman Bostock323		Paul Molitor341	2017	Joe Mauer305
1977	Rod Carew	*.388		Marty Cordova309	2018	—	
	Lyman Bostock336	1997	Paul Molitor305	2019	Nelson Cruz311
	Larry Hisle302	1998	Todd Walker316	2020	Nelson Cruz303
1978	Rod Carew	*.333	1999	—		2021	—	
1979	Ken Landreaux305	2000	Matt Lawton305	2022	Luis Arraez	*.316
1980	John Castino302		Corey Koskie300	2023	—	
1981	—		2001	Doug Mientkiewicz306	2024	—	
1982	Kent Hrbek301		Cristian Guzmán302			

(* — league leadership; + — major league leadership)

TWINS ROOKIE ALL-TIME SINGLE-SEASON TOP TEN

BATTING

BATTING AVERAGE

323*	Tony Oliva	1964
319	Danny Santana	2014
301	Kent Hrbek	1982
298	Rich Rollins	1962
296	Kirby Puckett	1984
294	Denard Span	2008
292	Rod Carew	1967
285	John Castino	1979
282	Lyman Bostock	1975
281	Chuck Knoblauch	1991

AT-BATS

672	Tony Oliva	1964
624	Rich Rollins	1962
573	Bernie Allen	1962
568	Tim Lefel	1984
565	Chuck Knoblauch	1991
563	Luis Rivas	2001
557	Kirby Puckett	1984
534	Butch Wynegar	1976
532	Kent Hrbek	1982
514	Rod Carew	1967

HITS

217*	Tony Oliva	1964
186	Rich Rollins	1962
165	Kirby Puckett	1984
160	Kent Hrbek	1982
159	Chuck Knoblauch	1991
154	Bernie Allen	1962
150	Rod Carew	1967
150	Luis Rivas	2001
149	Tim Lefel	1984
142	Marty Cordova	1995

HOME RUNS

33	Jimmie Hall	1963
32	Tony Oliva	1964
25	Gary Gaetti	1982
24	Marty Cordova	1995
23	Kent Hrbek	1982
22	Bobby Darwin	1972
20	Tom Brunansky	1982
18	Miguel Sano	2015
17	Max Kepler	2016
16	Rich Rollins	1962
16	Edouard Julien	2023

WALKS

79	Butch Wynegar	1976
76	Tim Lefel	1984
75	Rich Rollins	1962
71	Tom Brunansky	1982
64	Edouard Julien	2023
63	Jimmie Hall	1963
62	Bernie Allen	1962
59	Chuck Knoblauch	1991
54	Kent Hrbek	1982
54	Bobby Mitchell	1982

GAMES

161	Tony Oliva	1964
159	Bernie Allen	1962
159	Rich Rollins	1962
157	Tim Lefel	1984
156	Jimmie Hall	1963
156	Steve Lombardozzi	1986
153	Bobby Randall	1976
153	Luis Rivas	2001
151	Chuck Knoblauch	1991
149	Butch Wynegar	1976

RUNS

109*	Tony Oliva	1964
96	Rich Rollins	1962
88	Jimmie Hall	1963
82	Kent Hrbek	1982
81	Marty Cordova	1995
79	Bernie Allen	1962
78	Chuck Knoblauch	1991
77	Tom Brunansky	1982
76	Tim Lefel	1984
72	Dan Ford	1975

DOUBLES

43*	Tony Oliva	1964
30	Tom Brunansky	1982
30	Tim Lefel	1984
27	Bernie Allen	1962
27	Marty Cordova	1995
27	Danny Santana	2014
25	Gary Gaetti	1982
25	Jose Miranda	2022
24	Chuck Knoblauch	1991
24	Jacque Jones	1999

RUNS BATTED IN

96	Rich Rollins	1962
94	Tony Oliva	1964
92	Kent Hrbek	1982
84	Gary Gaetti	1982
84	Marty Cordova	1995
80	Jimmie Hall	1963
80	Bobby Darwin	1972
69	Butch Wynegar	1976
66	Jose Miranda	2022
64	Bernie Allen	1962

STOLEN BASES

34	Ben Revere	2011
31	Luis Rivas	2001
25	Willie Norwood	1978
25	Chuck Knoblauch	1991
21	Darin Mastroianni	2012
20	Marty Cordova	1995
20	Danny Santana	2014
18	Denard Span	2008
16	César Tovar	1966
14	2x, last Chad Allen	1999

NOTE: Batting average based on at least 400 plate appearances

* - Led all American League hitters

DID YOU Know?

...that in 1964 outfielder Tony Oliva earned American League Rookie of the Year honors with a .323 batting average. At the time, it was the highest league-leading average by a rookie in AL history. Since then, just four players have posted higher averages for an American League rookie: Fred Lynn (.331) in 1975, Kevin Seitzer (.323) in 1987, Ichiro Suzuki (.350) in 2001 and Mike Trout (.326) in 2012.

TWINS ROOKIE ALL-TIME SINGLE-SEASON TOP TEN

PITCHING

WINS

16	Jim Hughes	1975
14	Roger Erickson	1978
13	Joe Ryan	2022
12	Kevin Tapani	1990
12	Mark Redman	2000
12	Jesse Crain	2005
12	Francisco Liriano	2006
12	Glen Perkins	2008
12	Scott Diamond	2012
11	3x, last Nick Blackburn	2008

LOSSES

15	Paul Thormodsgard	1977
14	Jim Hughes	1975
14	Brad Radke	1995
14	Eric Milton	1998
13	Roger Erickson	1978
13	Terry Felton	1982
12	Rick Lysander	1983
11	Ray Corbin	1971
11	Joe Mays	1999
11	Nick Blackburn	2008

EARNED RUN AVERAGE*

1.86	Jhoan Duran	2022
1.98	Doug Corbett	1980
2.16	Garry Roggenburk	1963
2.16	Francisco Liriano	2006
2.34	José Mijares	2009
2.67	Dave Goltz	1972
2.71	Jesse Crain	2005
2.87	Scott Erickson	1990
2.92	Pete Cimino	1966
3.10	Tyler Duffey	2015

GAMES

75	Jesse Crain	2005
73	Doug Corbett	1980
71	José Mijares	2009
61	Rick Lysander	1983
61	Ryne Harper	2019
60	Len Whitehouse	1983
60	Gary Wayne	1989
57	Taylor Rogers	2016
57	Jhoan Duran	2022
52	Ray Corbin	1971

COMPLETE GAMES

14	Roger Erickson	1978
12	Jim Hughes	1975
8	Paul Thormodsgard	1977
6	Gary Serum	1978
5	Tom Hall	1969
5	Bert Blyleven	1970
4	Vic Albury	1974
3	Joe Bonikowski	1962
3	Al Williams	1980
3	Frank Viola	1982

* - Earned run average based on at least 50.0 innings pitched

GAMES STARTED

37	Paul Thormodsgard	1977
37	Roger Erickson	1978
34	Jim Hughes	1975
33	Nick Blackburn	2008
32	Eric Milton	1998
28	Kevin Tapani	1990
28	Brad Radke	1995
28	Simeon Woods Richardson	2024
27	Scott Diamond	2012
27	Joe Ryan	2022

SAVES

23	Doug Corbett	1980
8	Jhoan Duran	2022
7	Bill Campbell	1973
4	Garry Roggenburk	1963
4	Pete Cimino	1966
4	Dan Naulty	1996
3	Lee Stange	1962
3	Ray Corbin	1971
3	Jim Strickland	1972
3	Tom Johnson	1975
3	Terry Felton	1982
3	Rick Lysander	1983

INNINGS PITCHED

265.2	Roger Erickson	1978
249.2	Jim Hughes	1975
218.0	Paul Thormodsgard	1977
193.1	Nick Blackburn	2008
184.1	Gary Serum	1978
181.0	Brad Radke	1995
173.0	Scott Diamond	2012
172.1	Eric Milton	1998
171.0	Joe Mays	1999
164.0	2x, last: Vic Albury	1974

WALKS

127	Jim Hughes	1975
80	Vic Albury	1974
79	Roger Erickson	1978
76	Terry Felton	1982
70	Ray Corbin	1971
70	Eric Milton	1998
67	Joe Mays	1999
65	Paul Thormodsgard	1977
63	Pete Redfern	1976
59	Les Straker	1987

STRIKEOUTS

151	Joe Ryan	2022
144	Francisco Liriano	2006
135	Bert Blyleven	1970
130	Jim Hughes	1975
121	Roger Erickson	1978
117	Mark Redman	2000
117	Simeon Woods Richardson	2024
115	Joe Mays	1999
110	Trevor May	2015
107	Eric Milton	1998

DID YOU Know?

...that the Twins' best homestand ever took place during the 1991 season. The team went 10-0 from June 3-13 against Baltimore (3-0), Cleveland (4-0) and New York (3-0). The franchise's best road trip resulted in seven wins in eight tries, accomplished twice. The first was a New York, Milwaukee and Boston trip, April 28 to May 7, 1972, and the second came 30 years later on a Cleveland, Detroit and Chicago trip from July 17-July 24, 2002. The Twins have had two 10-win road trips, going 10-7 between July 23 and August 8, 1963 and 10-6 from August 14-27, 1967.

TWINS MONTHLY RECORDS

	MARCH	APRIL	MAY	JUNE	JULY	AUGUST	SEPTEMBER	OCTOBER
1961	—	9-6	10-18	10-21	16-11	12-18	13-15	0-1
1962	—	9-9	18-12	15-15	15-11	19-13	15-11	—
1963	—	9-10	14-12	20-10	14-17	18-10	16-11	—
1964	—	7-6	17-13	15-16	11-18	16-13	12-14	1-3
1965	—	8-3	19-12	16-13	22-9	19-13	17-9	1-1
1966	—	4-6	16-15	15-17	16-14	21-11	16-9	1-1
1967	—	5-10	15-12	16-12	17-13	21-11	17-12	0-1
1968	—	11-6	13-15	14-14	10-19	18-17	13-12	—
1969	—	13-7	12-12	16-14	23-7	15-12	17-12	1-1
1970	—	12-6	19-7	14-12	17-11	14-18	21-10	1-0
1971	—	9-12	16-12	13-15	9-17	13-15	14-15	—
1972	—	8-3	15-9	12-17	12-16	14-15	14-15	2-2
1973	—	9-8	16-11	14-14	14-17	11-19	17-12	—
1974	—	9-11	11-12	12-19	18-12	15-14	16-11	1-1
1975	—	6-10	17-9	10-20	12-21	18-10	13-13	—
1976	—	5-9	16-12	12-18	18-11	13-19	18-8	3-0
1977	—	13-9	16-8	13-15	17-14	16-13	7-18	2-0
1978	—	8-16	11-12	11-13	15-15	13-19	15-13	0-1
1979	—	13-7	14-12	12-15	16-14	14-16	13-16	—
1980	—	10-10	8-19	13-13	16-12	10-21	17-7	3-2
1981	—	6-12	8-20	3-7	—	9-13	14-14	1-2
1982	—	9-13	3-26	8-17	14-13	13-15	12-16	1-2
1983	—	11-11	11-17	9-18	12-15	14-15	12-15	1-1
1984	—	11-13	13-12	13-14	17-10	15-16	12-16	—
1985	—	11-9	10-16	12-13	13-15	12-16	16-14	3-2
1986	—	8-13	11-16	14-13	10-16	12-17	13-14	3-2
1987	—	12-9	14-14	17-11	13-14	13-15	16-11	0-3
1988	—	8-13	17-10	17-10	15-12	17-13	15-13	2-0
1989	—	10-12	13-15	17-12	11-14	17-12	12-16	0-1
1990	—	7-12	21-7	7-21	15-14	9-19	13-14	2-1
1991	—	9-11	14-14	22-6	16-10	17-12	15-10	2-4
1992	—	9-12	18-8	18-11	16-11	12-17	14-12	3-1
1993	—	8-14	12-13	12-15	11-16	13-17	14-14	1-2
1994	—	9-16	16-8	15-12	7-20	6-4	—	—
1995	—	2-3	8-20	7-19	13-14	12-16	14-15	0-1
1996	—	13-12	10-16	15-13	13-14	16-14	11-15	—
1997	—	11-15	12-16	12-13	13-14	8-20	12-16	—
1998	—	11-16	13-13	14-14	13-13	9-20	10-16	—
1999	—	9-14	9-18	11-15	15-11	12-16	7-21	0-2
2000	—	11-15	13-14	12-16	12-15	11-14	10-18	0-1
2001	—	18-6	16-11	14-14	12-15	11-18	10-11	4-2
2002	—	16-11	15-13	15-12	19-7	15-14	14-10	—
2003	1-0	11-14	19-9	12-15	10-16	18-11	19-7	—
2004	—	15-7	12-16	14-12	17-10	15-13	17-11	2-1
2005	—	15-8	14-13	13-13	12-16	16-13	11-16	2-0
2006	—	9-15	15-13	19-7	18-8	16-12	18-11	1-0
2007	—	14-11	13-14	15-12	13-14	13-16	11-16	—
2008	1-0	12-14	15-13	17-11	15-10	17-12	11-15	—
2009	—	11-11	14-16	15-12	12-12	14-14	16-11	5-0
2010	—	15-8	16-12	12-15	15-11	18-10	17-10	1-2
2011	—	9-17	8-19	17-9	16-13	7-21	6-20	—
2012	—	6-16	12-16	14-13	12-14	9-19	13-15	0-3
2013	—	11-12	12-17	13-13	9-17	13-17	8-20	—
2014	0-1	12-11	13-16	12-16	11-15	11-18	11-15	—
2015	—	10-12	20-7	11-17	12-13	14-14	15-13	1-3
2016	—	7-17	8-19	10-17	15-11	9-20	8-19	2-0
2017	—	12-11	14-12	14-15	10-15	20-10	14-14	1-0
2018	1-1	8-14	13-15	13-14	14-13	14-14	15-13	—
2019	2-1	15-9	21-8	15-12	13-11	17-11	18-9	—
2020	—	—	—	—	5-2	15-14	16-8	—
2021	—	9-15	13-16	11-14	11-16	14-13	13-14	2-1
2022	—	12-9	18-12	13-15	10-12	14-14	10-18	1-4
2023	1-0	16-12	12-15	12-15	13-11	15-12	18-9	0-1
2024	2-1	14-12	16-12	15-12	12-11	14-14	9-18	—
Won	8	639	868	844	863	896	861	57
Lost	4	681	851	878	833	942	846	56
Pct.	.667	.484	.505	.490	.509	.487	.504	.504

HISTORY/RECORDS

DID YOU Know?

...that only once in their 62 seasons have the Twins won three games in a row by the same score. They beat Boston on September 3, 1987, 2-1, and followed with 2-1 victories over Milwaukee the next two days, all three of which took place in the Metrodome. The Twins have twice lost three games in a row by the same score. They were 2-1 games, July 21-23, 1967, at California, and 4-3 decisions, May 2-4, 1988, the first two coming at Milwaukee and the third at Baltimore.

TWINS RECORD BY DATE

MARCH (8-4) / APRIL (639-681)

28 2-0	29 0-1	30 2-1	31 4-2	1 5-5	2 6-6	3 14-4
4 6-12	5 16-12	6 17-18	7 19-16	8 18-19	9 17-31	10 24-25
11* 24-23	12 26-22	13 19-32	14 26-24	15 21-31	16 25-25	17 24-28
18 26-28	19 21-26	20 26-29	21 30-22	22 27-27	23 20-28	24 24-30
25 30-25	26 27-25	27 29-24	28 24-30	29* 21-29	30 29-25	

MAY (868-851)

				1 29-24	2 28-21	3 26-29
4 31-26	5 26-25	6 27-29	7 29-26	8 31-25	9 29-21	10 23-29
11 20-32	12 30-22	13 29-24	14 25-34	15 30-28	16 25-31	17 28-28
18 29-24	19 30-31	20 26-33	21 27-32	22 26-29	23 22-30	24 28-25
25 32-26	26 28-27	27 32-25	28 33-24	29 28-27	30 30-32	31 30-32

JUNE (844-878)

1 25-30	2 27-32	3 25-29	4 27-30	5 21-35	6 31-24	7 30-25
8 29-31	9 23-36	10 31-27	11 25-27	12 29-25	13 28-29	14 34-25
15 27-30	16 31-28	17 24-35	18 29-25	19 29-26	20 27-30	21* 22-36
22* 28-32	23 30-27	24 35-28	25 25-31	26 37-22	27 28-35	28 32-26
29 25-34	30 32-26					

JULY (863-833)

		1 33-26	2 32-31	3 32-30	4 34-35	5 37-24
6 29-26	7 22-38	8 23-29	9 21-27	10 25-18	11 24-17	12 18-19
13 25-15	14 18-25	15 25-22	16 21-28	17 26-29	18 24-34	19 33-29
20 26-28	21 36-25	22 29-27	23 30-30	24 31-28	25* 30-25	26 33-27
27 31-25	28 35-26	29 24-31	30 29-30	31 27-28		

AUGUST (896-942)

1 29-31	2 27-33	3 41-19	4 32-32	5 30-34	6 29-33	7 29-36
8 31-27	9 24-33	10 27-30	11 26-33	12 31-29	13 30-29	14 24-32
15 40-25	16 31-22	17 30-29	18 28-32	19 29-35	20 27-35	21 25-29
22* 25-28	23 26-37	24 29-30	25 28-29	26 24-34	27 31-29	28 27-27
29 30-33	30 24-31	31 32-24				

SEPTEMBER (861-846) / OCTOBER (57-56)

			1 36-24	2 34-26	3 30-31	4 26-36
5* 27-31	6 23-34	7 36-23	8 26-30	9 32-25	10 31-27	11 32-28
12 19-35	13 28-29	14 32-30	15 30-31	16 33-23	17 29-29	18 27-33
19 28-29	20 31-23	21 25-31	22 35-24	23 34-17	24 29-22	25 28-32
26 24-27	27 24-32	28 26-31	29 22-29	30 22-25	1 17-18	2 18-14
3* 9-13	4 5-8	5 4-2	6 3-1	7 1-0		

* denotes a tie is excluded

TWINS HOME AND ROAD RECORDS

HOME					ROAD				
WON	LOST	TIED	PCT.	YEAR	PCT.	WON	LOST	TIED	
36	44	1	.450	1961	.425	34	46	0	
45	36	1	.556	1962	.568	46	35	0	
48	33	0	.593	1963	.538	43	37	0	
40	41	1	.494	1964	.481	39	42	0	
51	30	0	.630	1965	.630	51	30	0	
49	32	0	.605	1966	.494	40	41	0	
52	29	0	.642	1967	.481	39	42	2	
41	40	0	.506	1968	.469	38	43	0	
57	24	0	.704	1969	.494	40	41	0	
51	30	0	.630	1970	.580	47	34	0	
37	42	0	.468	1971	.457	37	44	0	
42	32	0	.568	1972	.438	35	45	0	
37	44	0	.457	1973	.543	44	37	0	
48	33	1	.593	1974	.420	34	47	0	
39	43	0	.476	1975	.481	37	40	0	
44	37	0	.543	1976	.506	41	40	0	
48	32	0	.600	1977	.444	36	45	0	
38	43	0	.469	1978	.432	35	46	0	
39	42	0	.481	1979	.531	43	38	0	
44	36	0	.550	1980	.407	33	48	0	
24	36	1	.400	1981	.347	17	32	0	
37	44	0	.457	1982	.284	23	58	0	
37	44	0	.457	1983	.407	33	48	0	
47	34	0	.580	1984	.420	34	47	0	
49	35	0	.583	1985	.359	28	50	0	
43	38	0	.531	1986	.346	28	53	0	
56	25	0	.691	1987	.358	29	52	0	
47	34	0	.580	1988	.543	44	37	0	
45	36	0	.556	1989	.432	35	46	0	
41	40	0	.506	1990	.407	33	48	0	
51	30	0	.630	1991	.543	44	37	0	
48	33	0	.593	1992	.519	42	39	0	
36	45	0	.444	1993	.432	35	46	0	
32	27	0	.542	1994	.389	21	33	0	
29	43	0	.403	1995	.375	27	45	0	
39	43	0	.476	1996	.488	39	41	0	
35	46	0	.432	1997	.407	33	48	0	
35	46	0	.432	1998	.432	35	46	0	
31	50	0	.383	1999	.405	32	47	1	
36	45	0	.444	2000	.407	33	48	0	
47	34	0	.580	2001	.469	38	43	0	
54	27	0	.667	2002	.500	40	40	0	
48	33	0	.593	2003	.519	42	39	0	
49	32	0	.605	2004	.531	43	38	0	
45	36	0	.556	2005	.469	38	43	0	
54	27	0	.667	2006	.519	42	39	0	
41	40	0	.506	2007	.469	38	43	0	
53	28	0	.654	2008	.427	35	47	0	
49	33	0	.598	2009	.469	38	43	0	
53	28	0	.654	2010	.506	41	40	0	
33	48	0	.407	2011	.370	30	51	0	
31	50	0	.383	2012	.432	35	46	0	
32	49	0	.395	2013	.420	34	47	0	
35	46	0	.432	2014	.432	35	46	0	
46	35	0	.568	2015	.457	37	44	0	
30	51	0	.370	2016	.358	29	52	0	
41	40	0	.506	2017	.543	44	37	0	
49	32	0	.605	2018	.358	29	52	0	
46	35	0	.568	2019	.679	55	26	0	
24	7	0	.774	2020	.414	12	17	0	
38	43	0	.469	2021	.432	35	46	0	
46	35	0	.568	2022	.395	32	49	0	
47	34	0	.580	2023	.494	40	41	0	
43	38	0	.531	2024	.481	39	42	0	
2,718	2,358	5	.535	TOTALS	.459	2,318	2,733	3	

HISTORY/RECORDS

TWINS LONGEST HIT-LESS STREAKS

PLAYER	AT-BATS	DATES
Dean Chance, p.....	53	April 9-July 28, 1967
Butch Wynegar, c.....	39	September 4-24, 1978
Jerry Zimmerman, c.....	37	May 25-June 11, 1967
Dick Stigman, p.....	35	August 12, 1962-April 23, 1963
Charlie Manuel, of.....	35	July 20-September 28, 1969
Jermaine Palacios, inf.....	34	June 7-September 30, 2022
Bobby Mitchell, of.....	33	April 25-May 11, 1982
Gene Larkin, 1b.....	33	September 16-29, 1988
Greg Gagne, ss.....	32	June 19-July 4, 1991
Bob Miller, p.....	31	May 9-September 28, 1969
Steve Lombardozzi, 2b.....	31	August 24-September 25, 1988

PLAYER	AT-BATS	DATES
Oswaldo Arcia, of.....	31	June 11-22, 2014
Glenn Adams, of.....	30	April 11-25, 1978
Randy Bush, of.....	30	August 16-September 4, 1984
Greg Gagne, ss.....	30	August 30-September 12, 1987
Byron Buxton, of.....	30	May 16-26, 2022
Zoilo Versalles, ss.....	29	August 24-September 10, 1966
Marty Cordova, of.....	29	August 31-September 12, 1998
Larry Hise, of.....	28	May 29-June 9, 1973
Roy Smalley, ss.....	28	August 26-September 6, 1977
Danny Valencia, 3b.....	28	May 1-July 28, 2012
Eddie Rosario, of.....	28	April 26-May 4, 2019

TWINS CAREER BATTING

(1,500 OR MORE AT-BATS)

PLAYER	YEARS	AVG	G	AB	R	H	2B	3B	HR	RBI	BB	SO
Bernie Allen	1962-66	.246	492	1595	195	392	75	10	32	163	165	212
Bob Allison	1961-70	.254	1236	3926	648	999	167	41	211	642	641	842
Earl Battey	1961-67	.278	853	2762	297	768	115	10	76	350	328	315
Steve Braun	1971-76	.284	751	2429	333	689	103	14	35	273	356	285
Tom Brunansky	1982-88	.250	916	3313	450	829	154	13	163	469	394	589
Steve Brye	1970-76	.261	537	1641	194	428	76	10	22	156	117	227
Randy Bush	1982-93	.251	1219	3045	388	763	154	26	96	409	348	505
Byron Buxton	2015-24	.244	772	2614	426	639	157	24	133	353	193	830
Leo Cardenas	1969-71	.263	473	1720	193	453	83	12	39	210	159	266
Rod Carew	1967-78	.334	1635	6235	950	2085	305	90	74	733	613	716
Alexi Casilla	2006-12	.250	515	1580	210	395	72	14	11	147	121	225
John Castino	1979-84	.278	666	2320	293	646	86	34	41	249	177	298
Ron Coomer	1995-00	.278	676	2397	283	667	121	7	77	364	132	317
Marty Cordova	1995-99	.277	628	2322	336	643	139	14	79	385	233	498
Mike Cuddage	1976-80	.266	555	1681	195	447	66	18	29	226	181	193
Michael Cuddyer	2001-11	.272	1139	4072	606	1106	239	35	141	580	411	805
Bobby Darwin	1972-75	.257	490	1817	210	467	59	11	70	282	139	453
Brian Dozier	2012-18	.248	955	3742	593	928	202	21	167	491	402	830
Eduardo Escobar	2012-18	.258	671	2228	266	575	138	18	63	284	153	482
Dan Ford	1975-78	.272	570	1999	303	543	106	25	57	287	155	364
Lew Ford	2003-07	.272	494	1514	228	412	80	10	32	172	147	236
Gary Gaetti	1981-90	.256	1361	4989	646	1276	252	25	201	758	358	877
Greg Gagne	1983-92	.249	1140	3386	452	844	183	35	69	335	188	676
Dan Gladden	1987-91	.268	645	2470	358	661	117	26	38	238	169	326
Lenny Green	1961-64	.268	485	1514	233	406	71	11	27	140	204	113
Cristian Guzmán	1999-04	.266	841	3277	458	871	142	61	39	289	166	491
Jimmie Hall	1963-66	.269	573	1885	282	507	73	16	98	288	191	358
Brian Harper	1988-93	.306	730	2503	283	767	156	6	48	346	111	128
Mickey Hatcher	1981-86	.284	672	2366	256	671	127	15	26	260	109	158
Larry Hisle	1973-77	.286	662	2437	369	697	109	23	87	409	251	478
Denny Hocking	1993-03	.252	876	2204	273	556	109	17	25	215	188	412
Kent Hrbek	1981-94	.282	1747	6192	903	1749	312	18	293	1086	838	798
Tori Hunter	1997-2007, '15	.268	1373	5013	739	1343	281	26	214	792	354	975
Jacque Jones	1999-2005	.279	976	3492	492	974	189	15	132	476	231	737
Max Kepler	2015-24	.237	1072	3761	554	893	205	16	161	508	412	789
Harmon Killebrew	1961-74	.260	1939	6593	1047	1713	232	21	475	1325	1321	1314
Chuck Knoblauch	1991-97	.304	1013	3939	713	1197	210	51	43	391	513	453
Corey Koskie	1998-2004	.280	816	2788	438	781	180	13	101	437	385	647
Jason Kubel	2004-11, '14	.269	798	2715	346	729	148	14	105	442	269	591
Gene Larkin	1987-93	.266	758	2321	275	618	131	12	32	266	268	278
Tim Lardner	1981-89	.225	734	2038	221	458	97	5	77	263	190	553
Matt Lawton	1995-2001	.277	771	2672	423	739	163	13	72	384	408	335
Shane Mack	1990-94	.309	633	2161	351	668	119	24	67	315	200	381
Joe Mauer	2004-18	.306	1858	6930	1018	2123	428	30	143	923	939	1034
Pat Meares	1993-98	.265	742	2464	304	653	120	21	41	303	95	432
Doug Mientkiewicz	1998-2004	.275	643	2147	273	590	146	6	43	266	300	308
Don Mincher	1961-66	.244	590	1511	220	369	73	9	90	265	220	278
George Mitterwald	1966-73	.239	514	1578	156	377	53	4	50	176	141	391
Paul Molitor	1996-98	.312	422	1700	237	530	102	17	23	271	146	186
Justin Morneau	2003-13	.278	1278	4749	669	1318	289	16	221	860	501	839
Pedro Muñoz	1990-95	.275	483	1587	186	436	70	8	61	234	91	387
Al Newman	1987-91	.231	618	1647	209	380	59	7	0	135	178	162
Tony Oliva	1962-76	.304	1676	6301	870	1917	329	48	220	947	448	645
Trevor Plouffe	2010-16	.247	723	2638	332	651	148	10	96	357	218	582
Jorge Polanco	2014-23	.269	832	3156	443	849	181	20	112	447	305	641
Kirby Puckett	1984-95	.318	1783	7244	1071	2304	414	57	207	1085	450	965
Nick Punto	2004-10	.248	747	2365	311	587	102	21	12	194	271	440
Rich Reese	1964-73	.260	807	1918	238	498	72	17	50	241	151	253
Luis Rivas	2000-05	.262	565	1884	258	493	86	26	30	177	113	289
Rich Rollins	1961-68	.272	888	3048	395	830	117	20	71	369	253	382
Eddie Rosario	2015-20	.277	697	2661	400	738	134	22	119	388	133	539
Miguel Sanó	2015-22	.234	694	2502	386	585	123	6	162	418	333	1042
Roy Smalley	1976-82, '85-87	.262	1148	3997	551	1046	184	21	110	485	549	606
Denard Span	2008-12	.284	589	2354	360	669	105	36	23	230	254	321
Danny Thompson	1970-76	.251	630	2022	177	508	67	11	14	181	107	216
César Tovar	1965-72	.281	1090	4142	646	1164	193	45	38	319	299	307
Ted Uhlhaender	1965-69	.262	543	1846	226	483	70	16	23	186	112	178
Zoilo Versalles	1961-67	.252	1065	4148	564	1046	188	56	86	401	251	606
Gary Ward	1979-83	.285	417	1543	216	439	80	20	51	219	115	260
Rob Wilfong	1977-82	.262	554	1591	210	417	59	15	22	152	135	224
Butch Wynegar	1976-82	.254	794	2746	325	697	112	9	37	325	358	259
Delmon Young	2008-11	.287	497	1845	233	530	106	7	47	273	93	333

— **bold** indicates player still active with Twins

TWINS CAREER PITCHING

(400.0 OR MORE INNINGS PITCHED)

PLAYER	YEARS	ERA	W	L	IP	H	R	ER	BB	SO
Rick Aguilera	1989-99	3.50	40	47	694.0	641	298	270	179	586
Allan Anderson	1986-91	4.11	49	54	818.2	901	424	374	211	339
Scott Baker	2005-12	4.15	63	48	958.0	987	456	442	224	770
Juan Berenguer	1987-90	3.70	33	13	418.1	355	182	172	213	379
José Berrios	2016-21	4.08	55	43	781.1	710	385	354	253	779
Nick Blackburn	2007-12	4.85	43	55	818.2	1003	490	441	202	388
Bert Blyleven	1970-76, '85-88	3.28	149	138	2566.2	2369	1044	934	674	2035
Dave Boswell	1964-70	3.49	67	54	1036.1	823	443	402	460	865
John Butcher	1984-86	4.48	24	28	502.2	563	273	250	120	204
Bill Campbell	1973-76	3.13	32	21	460.2	417	178	160	183	322
Bobby Castillo	1982-84	3.98	23	24	402.1	378	194	178	169	220
Dean Chance	1967-69	2.67	41	34	664.0	544	244	197	166	504
Ray Corbin	1971-75	3.84	36	38	652.1	638	325	278	261	348
Joe Decker	1973-76	4.09	29	34	503.1	486	254	229	272	310
Brian Duensing	2009-15	4.13	41	37	649.1	691	324	298	208	428
Tyler Duffey	2015-22	4.57	29	27	475.0	478	264	241	137	466
Roger Erickson	1978-82	4.10	31	47	712.0	769	375	324	226	321
Scott Erickson	1990-95	4.22	61	60	979.1	1035	509	459	367	527
Kyle Gibson	2013-19	4.52	67	68	1087.0	1142	586	546	392	845
Dave Goltz	1972-79	3.48	96	79	1638.0	1654	729	634	493	887
Mudcat Grant	1964-67	3.35	50	35	780.2	783	340	291	163	377
Eddie Guardado	1993-2003, '08	4.53	37	48	704.2	674	368	355	270	610
Matt Guerrier	2004-10, '14	3.40	19	26	500.0	470	204	189	157	322
Mark Guthrie	1989-95	4.19	29	27	489.2	527	252	228	174	388
Tom Hall	1968-71	3.00	25	21	455.1	354	178	152	186	431
LaTroy Hawkins	1995-2003	5.05	44	57	818.0	956	497	459	290	532
Jim Hughes	1974-77	4.30	25	30	441.1	443	241	211	205	226
Phil Hughes	2014-18	4.43	32	29	489.2	567	251	241	63	360
Darrell Jackson	1978-82	4.38	20	27	411.0	425	219	200	186	229
Jim Kaat	1961-73	3.28	189	152	2959.1	2927	1295	1080	694	1824
Jerry Koosman	1979-81	3.77	39	35	601.1	618	276	252	186	361
Jack Kralick	1961-63	3.74	26	26	510.1	524	238	212	133	289
Francisco Liriano	2005-12	4.33	50	52	783.1	727	400	377	324	788
Kyle Lohse	2001-06	4.88	51	57	908.1	1025	522	493	289	561
Joe Mays	1999-2005	4.85	48	65	946.1	1052	545	510	303	487
Jim Merritt	1965-68	3.03	37	41	686.2	583	260	231	135	527
Eric Milton	1998-2003	4.76	57	51	987.1	1000	557	522	269	715
Joe Nathan	2004-11	2.16	24	13	463.1	309	118	111	134	561
Bailey Ober	2021-24	3.76	25	21	471.1	401	206	197	102	484
Camilo Pascual	1961-66	3.31	88	57	1284.2	1130	541	472	431	994
Carl Pavano	2009-12	4.32	33	33	579.2	654	303	278	101	311
Glen Perkins	2006-17	3.88	35	25	624.1	646	290	269	158	504
Jim Perry	1963-72	3.15	128	90	1883.1	1711	736	659	541	1025
Brad Radke	1995-2006	4.22	148	139	2451.0	2643	1233	1150	445	1467
Pete Redfern	1976-82	4.54	42	48	714.0	764	409	360	306	426
Juan Rincón	2001-08	3.69	30	26	441.0	414	208	181	182	412
Frank Rodriguez	1995-98	5.20	25	32	509.1	546	333	294	215	282
J.C. Romero	1999-2005	4.35	25	20	407.2	395	215	197	209	336
Joe Ryan	2021-24	3.92	33	26	470.1	396	214	205	109	525
Ervin Santana	2015-18	3.68	30	25	525.1	480	235	215	159	414
Johan Santana	2000-07	3.22	93	44	1308.2	1068	500	468	364	1381
Ken Schrom	1983-85	4.34	29	31	494.0	516	262	238	180	203
Carlos Silva	2004-07	4.42	47	45	773.2	942	412	380	112	306
Kevin Slowey	2007-11	4.66	39	29	532.2	606	287	276	84	395
Mike Smithson	1984-87	4.46	47	48	816.0	870	446	404	227	438
Dick Stigman	1962-65	3.69	37	37	643.2	551	278	264	248	538
Anthony Swarzak	2009-14	4.48	16	24	439.2	482	234	219	127	267
Kevin Tapani	1989-95	4.06	75	63	1171.1	1228	565	528	255	724
Mike Trombley	1992-2002	4.53	30	34	645.2	668	353	325	244	528
Frank Viola	1982-89	3.86	112	93	1772.2	1775	842	760	521	1214
Al Williams	1980-84	4.24	35	38	642.2	670	330	303	227	262
Dick Woodson	1969-74	3.35	33	30	561.0	488	244	209	241	303
Al Worthington	1964-69	2.62	37	31	473.1	379	162	138	186	399
Geoff Zahn	1977-80	3.90	53	53	852.0	948	429	369	254	348

— **bold** indicates player still active with Twins

PLAYERS WHO PLAYED ENTIRE CAREER WITH TWINS

(MINIMUM OF 10 YEARS PLAYED)

Bob Allison 1961-70
 Randy Bush 1982-93
 Kent Hrbek 1981-94
 Joe Mauer 2004-18

Tony Oliva 1962-76
 Glen Perkins 2006-17
 Kirby Puckett 1984-95
 Brad Radke 1995-2006

BATTING DATA - TWINS YEARLY LEADERS

AVERAGE		HOME RUNS		RUNS BATTED IN		
1961	Batley	.302	Killebrew	46	Killebrew	122
1962	Rollins	.298	Killebrew	*48	Killebrew	*126
1963	Rollins	.307	Killebrew	+45	Killebrew	96
1964	Oliva	*.323	Killebrew	+49	Killebrew	111
1965	Oliva	*.321	Killebrew	25	Oliva	98
1966	Oliva	.307	Killebrew	39	Killebrew	110
1967	Carew	.292	Killebrew	#44	Killebrew	113
1968	Oliva	.289	Allison	22	Oliva	68
1969	Carew	*.332	Killebrew	+49	Killebrew	+140
1970	Oliva	.325	Killebrew	41	Killebrew	113
1971	Oliva	*.337	Killebrew	28	Killebrew	*119
1972	Carew	*.318	Killebrew	26	Darwin	80
1973	Carew	+350	Darwin	18	Oliva	92
1974	Carew	+364	Darwin	25	Darwin	94
1975	Carew	+359	Ford	15	Carew	80
1976	Carew	.331	Ford	20	Hisle	96
1977	Carew	+388	Hisle	28	Hisle	*119
1978	Carew	*.333	Smalley	19	Ford	82
1979	Landreaux	.305	Smalley	24	Smalley	95
1980	Castino	.302	Castino	13	Castino	64
1981	Castino	.268	Smalley	7	Hatcher	37
1982	Hrbek	.301	Ward	28	Hrbek	92
1983	Hrbek	.297	Brunansky	28	Ward	88
1984	Hrbek	.311	Brunansky	32	Hrbek	107
1985	Puckett	.288	Brunansky	27	Hrbek	93
1986	Puckett	.328	Gaetti	34	Gaetti	108
1987	Puckett	.332	Hrbek	34	Gaetti	109
1988	Puckett	.356	Gaetti	28	Puckett	121
1989	Puckett	*.339	Hrbek	25	Puckett	85
1990	Puckett	.298	Hrbek	22	Gaetti	85
1991	Puckett	.319	Davis	29	Davis	93
1992	Puckett	.329	Puckett	19	Puckett	110
1993	Harper	.304	Hrbek	25	Puckett	89
1994	Puckett	.317	Puckett	20	Puckett	*112
1995	Knoblauch	.333	Cordova	24	Puckett	99
1996	Knoblauch and Molitor	.341	Cordova	16	Molitor	113
1997	Molitor	.305	Cordova	15	Molitor	89
1998	Walker	.316	Lawton	21	Lawton	77
1999	Walker	.279	Coomer	16	Cordova	70
2000	Lawton	.305	Jones	19	Lawton	88
2001	Mientkiewicz	.306	Hunter	27	Koskie	103
2002	Jones	.300	Hunter	29	Hunter	94
2003	Pierzynski	.312	Hunter	26	Hunter	102
2004	Ford	.299	Koskie	25	Hunter	81
2005	Mauer	.294	Jones	23	Morneau	79
2006	Mauer	+347	Morneau	34	Morneau	130
2007	Mauer	.293	Morneau	31	Morneau	111
2008	Mauer	*.328	Morneau	23	Morneau	129
2009	Mauer	+365	Cuddyer	32	Kubel	103
2010	Mauer	.327	Thome	25	Young	112
2011	Cuddyer	.284	Cuddyer	20	Valencia	72
2012	Mauer	.319	Willingham	35	Willingham	110
2013	Mauer	.324	Dozier	18	Morneau	74
2014	Suzuki	.288	Dozier	23	Plouffe	80
2015	Mauer	.265	Dozier	28	Plouffe	86
2016	Dozier	.268	Dozier	42	Dozier	99
2017	Mauer	.305	Dozier	34	Dozier	93
2018	Rosario	.288	Rosario	24	Rosario	77
2019	Cruz	.311	Cruz	41	Rosario	109
2020	Cruz	.303	Cruz	16	Rosario	42
2021	Polanco	.269	Polanco	33	Polanco	98
2022	Arraez	*.316	Buxton	28	Miranda	66
2023	Correa	.230	Kepler	24	Kepler	66
2024	Castro	.247	Santana	23	Santana	71

(+ — major league leadership; # — tie for major league leadership; * — league leadership)

TWINS LONGEST HITTING STREAKS

PLAYER	GAMES	DATES	PLAYER	GAMES	DATES
Ken Landreaux.....	31	April 23-May 30, 1980	David Ortiz.....	19	July 17-August 6, 2002
Brian Harper.....	25	July 6-August 4, 1990	Nick Punto.....	19	July 4-28, 2006
Lenny Green.....	24	May 1-28, 1961	Rod Carew.....	18	May 30-June 19, 1973
Brian Dozier.....	24	August 27-September 22, 2016	Rod Carew.....	18	September 7-27, 1974
Brian Dozier.....	24	September 22, 2017-April 23, 2018	Gary Gaetti.....	18	May 6-27, 1983
Kent Hrbek.....	23	April 17-May 13, 1982	Chuck Knoblauch.....	18	August 7-26, 1997
Kirby Puckett.....	23	September 26, 1993-April 20, 1994	Tony Oliva.....	17	July 16-August 1, 1964
Marty Cordova.....	23	June 5-28, 1996	Tony Oliva.....	17	May 13-June 2, 1970
Cristian Guzman.....	23	August 1-August 25, 2002	Kent Hrbek.....	17	May 25-June 13, 1982
Torii Hunter.....	23	April 11-May 9, 2007	Kirby Puckett.....	17	September 15-October 2, 1988
Shane Mack.....	22	July 26-August 18, 1992	Kent Hrbek.....	17	August 21-September 7, 1990
Ben Revere.....	21	July 16-August 7, 2012	Kent Hrbek.....	17	August 11-30, 1991
Ted Uhlaender.....	20	August 16-September 7, 1969	Chuck Knoblauch.....	17	July 29-August 18, 1993
Chuck Knoblauch.....	20	September 8-28, 1991	Paul Molitor.....	17	August 31-September 19, 1994
Bob Allison.....	19	June 1-28, 1964	Cristian Guzman.....	17	June 8-26, 2001
Roy Smalley.....	19	April 29-May 20, 1979	Trevor Plouffe.....	17	June 30-July 19, 2012
Brian Harper.....	19	July 20-August 12, 1993			

BATTING DATA - GAME HIGHS FOR HITS

4-HIT GAMES

PLAYER	#
Puckett.....	41
Carew.....	37
Oliva.....	24
Mauer.....	23
Knoblauch.....	14
Span.....	13
Hrbek.....	12
Versalles.....	12
Gaetti.....	11
Lawton.....	11
Morneau.....	11
Rosario.....	11
Cuddyer.....	10
Guzmán.....	10
Koskie.....	10
Hisle.....	9
Killebrew.....	9
Polanco.....	9
Rollins.....	9

PLAYER	#
Hatcher.....	8
Mack.....	8
Ward, G.....	8
Bostock.....	7
Castino.....	7
Darwin.....	7
Hunter.....	7
Reese.....	7
Smalley.....	7
Tovar.....	7
Arraez.....	6
Coomer.....	6
Cordova.....	6
Gladden.....	6
Harper.....	6
Kubel.....	6
Landreaux.....	6
Molitor.....	6
Pierzynski.....	6

PLAYER	#
Power.....	6
Revere.....	6
Brye.....	5
Cruz.....	5
Kepler.....	5
Muñoz.....	5
Núñez.....	5
Punto.....	5
Rivas.....	5
Stewart.....	5
Thompson.....	5
Young.....	5
Becker.....	4
Braun.....	4
Buchanan.....	4
Cardenas.....	4
Cubbage.....	4
Davis, C.....	4
Ford, L.....	4

PLAYER	#
Gagne.....	4
Gómez, Ca.....	4
Jones, J.....	4
Mientkiewicz.....	4
Nixon.....	4
Terrell.....	4
Walker.....	4
Washington.....	4
Wynegar.....	4
115 players.....	3 or fewer

5-HIT GAMES

#	PLAYER	DATE	OPPONENT	AB	HITS
1	Z. Versalles	5-27-61	at WAS	5	3 1B, 2 2B
2	H. Killebrew	6-12-61	at BOS	6	4 1B, HR
3	L. Green	7-16-61 (2)	at CLE	6	3 1B, 2B, 3B
4	T. Oliva	7-21-65 (1)	at BOS	6	4 1B, 2B
5	T. Oliva	7-28-65	at WAS	5	5 1B
6	R. Carew	5-8-67	WAS	5	4 1B, 2B
7	T. Oliva	9-8-67 (2)	at BAL	5	5 1B
8	J. Roseboro	4-29-68	at BOS	5	3 1B, 2B, HR
9	T. Uhlender	6-23-68	NYN	5	5 1B
10	T. Oliva	6-29-69 (2)	at KC	5	2 1B, 2B, 2 HR
11	R. Carew	4-18-70	at OAK	5	5 1B
12	L. Cardenas	9-29-70	KC (12 inn.)	6	5 1B
13	R. Carew	5-12-72	MIL (22 inn.)	7	3 1B, 2 2B
14	R. Carew	8-14-73	DET	6	4 1B, 2B
15	L. Hisle	9-3-73	at KC	5	4 1B, 2B
16	R. Carew	5-25-77 (1)	at BOS	6	4 1B, 2B
17	T. Teufel	9-16-83	TOR	5	2 1B, 3B, 2 HR
18	M. Hatcher	4-27-85	OAK	5	4 1B, 2B
19	B. Beane	4-29-86	at NYN	5	4 1B, HR
20	K. Hrbek	6-7-86	at KC	5	3 1B, 2B, HR
21	G. Larkin	7-18-89	CLE	5	5 1B
22	D. Gladden	9-29-89	at SEA (11 inn.)	5	5 1B
23	K. Puckett	5-14-90	OAK	5	3 1B, 2 2B
24	K. Puckett	6-6-90	at TOR	5	4 1B, 2B
25	K. Puckett	8-15-93	at OAK	5	3 1B, 2 HR
26	K. Puckett	4-8-94	OAK (10 inn.)	6	4 1B, 2B
27	G. Myers	4-24-96	at DET	6	3 1B, 2 2B
28	C. Knoblauch	6-1-96	at TEX	5	5 1B
29	P. Molitor	8-27-96	at TOR (11 inn.)	5	5 1B
30	P. Molitor	5-23-97	OAK	5	4 1B, 2B
31	P. Molitor	8-8-98	BAL	5	4 1B, 2B
32	D. Hocking	6-27-99	at DET	6	2 1B, 3 2B

#	PLAYER	DATE	OPPONENT	AB	HITS
33	D. Hocking	5-18-00	at OAK	6	2 1B, 2 2B, HR
34	J. Jones	7-22-02	at CWS	6	2 1B, 2 2B, HR
35	J. Jones	5-6-03	at TB	5	2 1B, 1 2B, 2 HR
36	C. Guzmán	5-7-04	at OAK (13 inn.)	6	3 1B, 2 2B
37	T. Hunter	6-1-05	CLE	5	2 1B, 2 2B, HR
38	J. Mauer	6-27-06	LAD	5	5 1B
39	J. Bartlett	8-6-06	at KC	5	3 1B, 2 2B
40	J. Morneau	9-19-06	at BOS	5	3 1B, 2 2B
41	J. Morneau	7-10-08	at DET (11 inn.)	5	2 1B, 2 2B, HR
42	J. Mauer	8-29-08	at OAK	5	4 1B, 2B
43	D. Span	7-3-09	DET (16 inn.)	8	4 1B, 3B
44	D. Span	8-8-09	at DET	5	4 1B, 2B
45	J. Mauer	4-24-10	at KC (12 inn.)	5	3 1B, 2B, 3B
46	J. Mauer	7-26-10	at KC	5	3 1B, 2B, HR
47	J. Mauer	8-14-13	CLE (12 inn.)	7	4 1B, HR
48	D. Santana	8-3-14	at CWS	6	3 1B, 2B, 3B
49	E. Escobar	8-22-14	DET	6	3 1B, 3B, HR
50	E. Escobar	6-13-17	SEA	6	5 1B
51	E. Rosario	7-1-17 (2)	at KC	5	5 1B
52	L. Forsythe	8-16-18	DET	5	3 1B, 2 2B
53	J. Polanco	4-5-19	at PHI	5	2 1B, 2B, 3B, HR
54	J. Polanco	5-8-19	at TOR	5	3 1B, 2B, HR
55	C. Cron	5-23-19	at LAA	6	2 1B, 2 2B, HR
56	B. Buxton	4-28-21	at CLE	5	2 1B, 2 2B, HR
57	C. Correa	6-12-24	COL	6	5 1B
58	J. Miranda	7-4-24	DET	5	2 1B, 3 2B

6-HIT GAMES

#	PLAYER	DATE	OPPONENT	AB	HITS
1	K. Puckett	8-30-87	at MIL	6	2 singles, 2 doubles, 2 home runs
2	K. Puckett	5-23-91	TEX (11 inn.)	7	5 singles, 1 triple

TWINS 4-PLUS HIT GAMES BY SEASON

YEAR	#	YEAR	#	YEAR	#	YEAR	#
1961.....	12	1977.....	19	1993.....	15	2009.....	20
1962.....	7	1978.....	13	1994.....	7	2010.....	14
1963.....	12	1979.....	11	1995.....	11	2011.....	6
1964.....	17	1980.....	18	1996.....	20	2012.....	17
1965.....	7	1981.....	2	1997.....	19	2013.....	9
1966.....	5	1982.....	11	1998.....	13	2014.....	10
1967.....	7	1983.....	12	1999.....	10	2015.....	6
1968.....	7	1984.....	17	2000.....	15	2016.....	12
1969.....	17	1985.....	9	2001.....	18	2017.....	15
1970.....	14	1986.....	18	2002.....	13	2018.....	10
1971.....	7	1987.....	10	2003.....	14	2019.....	22
1972.....	13	1988.....	20	2004.....	9	2020.....	3
1973.....	18	1989.....	13	2005.....	15	2021.....	7
1974.....	21	1990.....	9	2006.....	20	2022.....	8
1975.....	11	1991.....	9	2007.....	10	2023.....	8
1976.....	11	1992.....	15	2008.....	12	2024.....	6
						TOTAL.....	786

BATTING DATA - HOME RUNS

INSIDE PARK			TWINS			YEAR	OPPONENTS			INSIDE PARK	
HOME	ROAD		TOTAL	HOME	ROAD		TOTAL	HOME	ROAD	HOME	ROAD
1	0		167	92	75	1961	163	89	74	1	1
0	1		185	97	88	1962	166	96	70	0	2
0	2		225	112	113	1963	162	99	63	0	1
2	1		221	115	106	1964	181	88	93	0	1
1	2		150	67	83	1965	166	89	77	1	0
1	0		144	94	50	1966	139	83	56	0	0
1	0		131	70	61	1967	115	63	52	0	1
0	0		105	50	55	1968	92	51	41	0	0
1	0		163	79	84	1969	119	61	58	0	2
0	0		153	66	87	1970	130	53	77	0	0
0	1		116	57	59	1971	139	71	68	0	0
1	0		93	52	41	1972	105	54	51	2	0
0	0		120	56	64	1973	115	60	55	1	0
0	1		111	60	51	1974	115	55	60	0	0
1	1		121	75	46	1975	137	88	49	0	2
0	0		81	34	47	1976	89	52	37	0	1
0	0		123	61	62	1977	151	79	72	0	0
0	0		82	44	38	1978	102	39	63	0	0
2	0		112	67	45	1979	128	61	67	0	0
1	1		99	51	48	1980	120	64	56	1	0
0	0		47	25	22	1981	79	47	32	0	0
2	2		148	81	67	1982	208	110	98	0	1
0	1		141	56	85	1983	163	91	72	0	1
3	0		114	63	51	1984	159	77	82	2	0
1	0		141	71	70	1985	164	83	81	0	0
3	0		196	116	80	1986	200	107	93	1	0
1	1		196	106	90	1987	210	92	118	0	1
2	0		151	76	75	1988	146	79	67	0	1
0	0		117	59	58	1989	139	69	70	1	0
1	0		100	46	54	1990	134	69	65	3	0
0	1		140	62	78	1991	139	75	64	0	0
0	0		104	56	48	1992	121	56	65	0	1
0	0		121	56	65	1993	148	70	78	0	0
1	0		103	48	55	1994	153	88	65	0	0
0	0		120	59	61	1995	210	120	90	0	0
0	0		118	61	57	1996	233	121	112	1	0
3	0		132	59	73	1997	187	92	95	0	0
0	0		115	51	64	1998	180	93	87	0	0
0	1		105	47	58	1999	208	109	99	0	0
1	0		116	54	62	2000	212	106	106	0	1
0	1		164	76	88	2001	192	89	103	0	0
0	0		167	68	99	2002	184	82	102	1	0
0	0		155	76	79	2003	187	95	92	0	0
0	0		191	89	102	2004	167	83	84	0	0
0	0		134	67	67	2005	169	81	88	0	0
0	0		143	69	74	2006	182	79	103	0	0
1	0		118	48	70	2007	185	82	103	2	0
0	0		111	56	55	2008	183	82	101	0	1
0	0		172	96	76	2009	185	93	92	0	1
0	0		142	52	90	2010	155	64	91	0	2
0	0		103	46	57	2011	161	80	81	1	1
0	0		131	69	62	2012	198	98	100	1	0
0	0		151	68	83	2013	168	74	94	0	0
0	1		128	67	61	2014	147	72	75	0	0
0	0		156	85	71	2015	163	79	84	1	0
1	1		200	98	102	2016	221	114	107	0	0
2	0		206	110	96	2017	224	102	122	0	0
0	0		166	86	80	2018	198	88	110	0	1
0	0		307	137	170	2019	198	98	100	0	1
0	1		91	43	48	2020	62	26	36	0	0
0	0		228	112	116	2021	239	121	118	1	0
0	0		178	89	89	2022	184	80	104	1	0
0	0		233	118	115	2023	194	94	100	0	0
0	0		183	102	81	2024	190	100	90	0	0
34	20		9,185	4,578	4,607	TOTALS	10,363	5,225	5,138	22	24

TWINS CAREER LEADOFF HOMERS

PLAYER	YEARS	HOMERS
Brian Dozier.....	2012-18.....	28
Jacque Jones.....	1999-05.....	20
Max Kepler.....	2015-24.....	15
Chuck Knoblauch.....	1991-97.....	14
Dan Gladden.....	1987-91.....	12
Byron Buxton.....	2015-24.....	9
Shannon Stewart.....	2003-06.....	7
Zoilo Versalles.....	1961-67.....	6
Shane Mack.....	1990-94.....	5
Denard Span.....	2008-12.....	5
César Tovar.....	1965-72.....	5
Eduardo Núñez.....	2014-16.....	4

PLAYER	YEARS	HOMERS
Kirby Puckett.....	1984-95.....	4
6 players tied.....		3
9 players tied.....		2
32 players tied.....		1
TOTALS		202
LAST 5	DATE	PITCHER
Willi Castro.....	8/25/24 vs. STL.....	Erick Fedde
Trevor Larnach.....	6/2/24 at HOU.....	Hunter Brown
Ryan Jeffers.....	5/14/24 vs. NYY.....	Carlos Rodón
Edouard Julien.....	4/10/24 vs. LAD.....	Bobby Miller
Edouard Julien.....	9/27/23 vs. OAK.....	Joey Estes

BATTING DATA - HOME RUNS

INSIDE-THE-PARK HOME RUNS

TWINS

#	PLAYER	DATE	PITCHER	INN	ON	OPP
1	Killebrew	7-4-61	McLish	8	2	CWS
2	Versalles	4-27-62	Donovan	9	0	at CLE
3	Hall, J.	9-22-63	Heffner	1	1	at BOS
4	Power	9-28-63	Ford	1	0	at NYY
5	Oliva	7-4-64	Bouton	5	0	at NYY
6	Rollins	8-4-64	Monbouquette	2	1	BOS
7	Oliva	9-4-64	Gray	8	1	BOS
8	Versalles	4-22-65	Ramos	9	0	at NYY
9	Hall, J.	6-4-65	Kopitz	4	0	WAS
10	Rollins	6-18-65	Stafford	4	0	at NYY
11	Oliva	6-4-66	Kelley	1	0	CLE
12	Uhllander	5-8-67	Ortega	2	1	WAS
13	Carew	5-13-69	Cuellar	8	0	BAL
14	Nettles, J.	7-22-71	Peterson	7	1	at NYY
15	Soderholm*	10-4-72	Frailing	6	0	CWS
16	Thompson	6-24-74	Clyde	4	1	at TEX
17	Ford	6-17-75	Blue	4	0	OAK
18	Brye*	9-7-75	Osteen	7	0	at CWS
19	Landreaux	5-8-79	Moore	7	0	TOR
20	Castino	5-15-79	Lyle	7	0	TEX
21	Sohfeld	7-11-80	Abbott	7	0	at SEA
22	Cubbage	8-20-80	Todd	6	1	TOR
23	Brunansky	5-28-82	Guidry	4	0	NYY
24	Brunansky	7-19-82	Augustine	3	3	MIL
25	Ward	9-10-82	Gura	7	2	at KC
26	Hrbek	9-30-82	Leal	1	1	at TOR
27	Brunansky	9-25-83	Creel	6	0	at KC
28	Bush	6-23-84	Seaver	6	0	CWS
29	Teufel	6-24-84	Dotson	9	2	CWS
30	Hrbek	9-11-84	Leibrandt	7	1	KC
31	Engle	7-3-85	Heaton	6	0	CLE
32	Washington	7-3-86	Boddicker	6	2	BAL
33	Gagne	10-4-86	Bannister	2	0	CWS
34	Gagne	10-4-86	Bannister	4	2	CWS
35	Gaetti	5-31-87	Robinson	2	0	at DET
36	Gagne	9-24-87	Hough	6	1	TEX
37	Lombardozi	7-8-88	Wegman	6	1	MIL
38	Lombardozi	9-28-88	Burns	8	0	OAK
39	Larkin	5-26-90	Boddicker	6	0	BOS
40	Pagliarulo	5-19-91	Petry	3	0	at DET
41	Mack	5-17-94	Key	4	0	NYY
42	Becker	4-26-97	Witt	6	0	TEX
43	Meares	5-25-97	Prieto	3	0	OAK
44	Kelly	8-8-97	Gooden	1	1	NYY
45	Walker	9-5-99	Rupe	4	0	at TB
46	Moeller	7-29-00	Mendoza	8	2	NYY
47	Hunter	7-26-01	Guthrie	6	0	at OAK
48	Mauer	7-21-07	Shields	8	2	LAA
49	Suzuki	5-20-14	Vincent	8	0	at SD
50	Núñez	6-2-16	Moore	1	0	TB
51	Buxton	10-2-16	Sale	1	0	at CWS
52	Dozier	4-16-17	Shields	5	0	CWS
53	Buxton	8-18-17	Godley	4	0	ARI
54	Buxton	9-15-20	Dumming	3	0	at CWS

OPPONENTS

#	PLAYER	DATE	PITCHER	INN	ON	OPP
1	Geiger	8-8-61	Pascual	3	3	at BOS
2	Fox	9-6-61	Ramos	2	0	CWS
3	Howser	4-12-62	Lee	4	2	at KC
4	Howser	6-16-62	Stange	5	0	at KC
5	Landis	4-21-63	Lasher	6	0	at CWS
6	Mathews	5-3-64	Kaat	5	0	at KC
7	Repoz	7-9-65	Boswell	5	0	NYY
8	Scott	7-29-67	Perry	2	1	at BOS
9	Alomar	6-23-69	Woodson	1	0	at CAL
10	Blair	8-8-69	Miller	1	0	at BAL
11	Allen	7-31-72	Byllevén	1	2	CWS
12	Allen	7-31-72	Byllevén	5	1	CWS
13	May	6-11-73	Kaat	3	1	MIL
14	LeFlore	5-27-75	Byllevén	5	0	at DET
15	Patek	8-7-75	Albury	1	0	at KC
16	Brett	10-3-76	Hughes	9	0	at KC
17	Cerone	5-4-80	Verhoeven	5	2	NYY
18	Stapleton	5-3-82	Felton	1	1	at BOS
19	Wathan	9-23-83	Pettibone	7	0	at KC
20	Wilson	6-1-84	Smithson	3	2	KC
21	Whitaker	7-13-84	Lysander	11	1	DET
22	Pasqua	7-12-86	Anderson	7	0	NYY
23	Tartabull	10-3-87	Byllevén	2	0	at KC
24	Tartabull	5-25-88	Byllevén	6	0	at KC
25	Carter	7-18-89	Viola	6	0	CLE
26	Espinosa	7-21-90	Guthrie	8	0	NYY
27	José	7-29-90	West	2	0	OAK
28	Karkovice	8-30-90	West	4	3	CWS
29	White, D.	6-1-92	Wallis	10	0	TOR
30	Erstad	9-6-96	Rodriguez	9	0	CAL
31	Christenson	5-21-00	Hawkins	8	1	at OAK
32	Beltrán	8-4-02	Lohse	1	0	KC
33	Crawford	4-13-07	Santana	6	0	TB
34	Fielder	6-17-07	Nathan	9	0	MIL
35	Teahen	5-27-08	Nathan	9	2	at KC
36	Gardner	5-15-09	Crain	7	0	at NYY
37	Dejesus	4-23-10	Pavano	6	0	at KC
38	Bautista	7-7-10	Slowey	5	1	at TOR
39	Betancourt	6-25-11	Swarzak	5	0	at MIL
40	Granderson	8-21-11	Mijares	7	0	NYY
41	Bourjos	4-11-12	Pavano	5	2	LAA
42	McCann	4-29-15	Thompson	6	1	DET
43	Butera	7-22-18	Hildenberger	7	2	at KC
44	Mondesi	4-2-19	Rogers	8	0	at KC
45	Kiermaier	8-13-21	Gant	6	0	TB
46	Arozarena	6-10-22	Smeltzer	7	0	TB

(* — denotes pinch-hitter)

HISTORY/RECORDS

TWINS ALL-TIME 2-PLUS-HOMER GAMES

PLAYER	#	PLAYER	#	PLAYER	#	PLAYER	#
Killebrew	35	Garver	7	Carew	3	Knoblauch	2
Morneau	20	Cuddyer	6	Cave	3	Kusick	2
Oliva	18	Darwin	6	Gagne	3	Mack	2
Hrbek	16	Kubel	6	Jeffers	3	Meares	2
Allison	15	Muñoz, P.	5	Kirilloff	3	Mientkiewicz	2
Buxton	13	Polanco	5	Plouffe	3	Miranda	2
Gaetti	13	Reese	5	Soderholm	3	Mitterwald	2
Puckett	13	Schoop	5	Versalles	3	Ortiz	2
Kepler	12	Smalley	5	Allen	2	Power	2
Brunansky	11	Bush	4	Alyea	2	Prince	2
Cruz	11	Cordova	4	Batley	2	Rollins	2
Sano	11	Davis, C.	4	Castillo, C.	2	Salas	2
Rosario	10	Escobar	4	Castro, J.	2	Steinbach	2
Hunter	9	Ford	4	Correa	2	Taylor	2
Mincher	9	Laudner	4	Donaldson	2	Teufel	2
Dozier	8	Lawton	4	Doumit	2	Tovar	2
Hall, J.	8	LeCroy	4	Gallo	2	Winfield	2
Jones, J.	8	Mauer	4	Garlick	2	Young, D.	2
Koskie	8	Thome	4	Hisle	2	51 players	1
Coomer	7	Willingham	4	Julien	2	TOTAL	483

TWO-HOMER INNING

Michael Cuddyer 7th inning, August 23, 2009 at Kansas City

BATTING DATA - GRAND SLAMS

#	PLAYER	DATE	INNING	OPP.	PITCHER	#	PLAYER	DATE	INNING	OPP.	PITCHER
1	Allison	4-16-61	1st	at BAL	Estrada	70	Smalley	4-18-81	3rd	at CAL	Travers
2	Dobbe	5-19-61	3rd	KOS	Rakow	71	Ward	5-10-82	4th	BOS	Torrez
3	Allison	6-27-61	6th	BOS	Conley	72	Hrbek	6-10-82	5th	KC	Armstrong
4	Killebrew	7-1-61	9th	at KC	Kunkel	73	Brunansky+	7-19-82	3rd	MIL	Augustine
5	Allison	7-3-61	7th	CWS	Lown	74	Gaetti	7-26-82	1st	at SEA	Bannister
6	Bequer*^	7-4-61	9th	CWS	Hacker	75	Gaetti	9-19-82	5th	KC	Armstrong
7	Lepcio	7-13-61	1st	at CLE	Grant	76	Brunansky	9-1-83	7th	at BOS	Aponte
8	Tuttle	8-13-61	4th	DET	Regan	77	Hrbek	4-16-84	6th	CAL	Curtis
9	Mincher	4-28-62	7th	at CLE	Funk	78	Bush	7-28-84	5th	CAL	Slaton
10	Mincher	5-3-62	1st	BAL	Pappas	79	Gaetti	5-8-85	1st	NY	Cowley
11	Power	5-13-62	7th	KC	Pfister	80	Bush	5-12-85	1st	at BAL	Dixon
12	Allison	7-18-62	1st	CLE	Latman	81	Hrbek	7-18-85	7th	NY	Fisher
13	Killebrew	7-18-62	1st	CLE	Perry	82	Hrbek	7-22-85	2nd	BAL	Davis
14	Power	9-19-62	6th	DET	Humphreys	83	Hrbek	8-15-85	5th	SEA	Long
15	Killebrew	5-24-63	5th	CWS	Herbert	84	Gaetti	7-5-86	1st	BAL	Flanagan
16	Power	5-29-63	5th	WAS	Coates	85	Lombardozzi	10-3-86	4th	CWS	Dotsen
17	Mincher	7-14-63	1st	CLE	Latman	86	Brunansky	5-20-87	6th	at CLE	Candiotti
18	Killebrew	9-11-63	8th	CLE	Bell	87	Laudner	6-14-87	2nd	at W	DeLeon
19	Batley	5-1-64	6th	at KC	Drabowsky	88	Gaetti	5-22-88	9th	at TEX	Williams
20	Oliva	5-7-64	6th	LA	Spring	89	Gagne	6-3-88	2nd	OAK	Stewart
21	Killebrew	5-17-64	4th	at BOS	Wilson	90	Dwyer*	9-15-88	6th	CWS	Pall
22	Rollins	7-19-64	7th	LA	D. Lee	91	C. Castillo	4-11-89	8th	at DET	Hernandez
23	Mincher	8-23-64	8th	at DET	Gladding	92	Gladden	5-31-89	6th	at KC	Gordon
24	Pascual	4-27-65	1st	at CLE	Williams	93	Dwyer	6-10-89	8th	CWS	Thigpen
25	Versalles	9-30-65	5th	at BAL	Pappas	94	Hrbek	9-12-89	7th	TOR	Ward
26	Hall, J^	8-2-66	9th	BOS	McMahon	95	Harper	5-5-90	8th	at MIL	Plesac
27	Rollins	8-23-66	3rd	at WAS	Richert	96	Gaetti	9-23-90	1st	TEX	Hough
28	Killebrew	9-3-66	7th	NY	Womack	97	Muñoz	6-12-91	1st	NY	Johnson
29	Mincher	9-23-66	1st	DET	McLain	98	Mack	6-14-91	5th	at CLE	Nichols
30	Rollins	6-12-67	3rd	DET	Marshall	99	Hrbek	7-31-91	2nd	at NY	Sanderson
31	Killebrew	4-29-69	3rd	KC	Nelson	100	Mack	9-2-91	8th	CLE	Olin
32	Reese*	8-3-69	7th	BAL	McNally	101	Mack	5-24-92	4th	at DET	Tanana
33	Tovar	9-4-69	10th	at OAK	Kraus	102	Puckett	5-29-92	4th	DET	Lancaster
34	Killebrew	9-7-69	2nd	OAK	Blue	103	Puckett	6-3-92	3rd	TOR	Guzman
35	Aleya	4-15-70	6th	at CAL	Messersmith	104	Harper	8-1-92	8th	MIL	Henry
36	Renick	4-18-70	4th	at OAK	Downing	105	Puckett	8-14-92	3rd	at SEA	Fisher
37	Reese*	6-7-70	6th	at WAS	Bosman	106	Hrbek	4-21-93	5th	MIL	Lloyd
38	Renick*	6-30-70	6th	KC	Johnson	107	Winfield	4-23-93	3rd	DET	Moore
39	Aleya	9-7-70	1st	MIL	Kraus	108	Puckett	6-12-93	3rd	OAK	B. Witt
40	Cardenas	9-15-70	2nd	CAL	Bradley	109	Puckett	9-11-93	5th	at TEX	Pavlik
41	Nettles, J	7-20-71	6th	at NY	Bahnsen	110	Walbeck	5-4-94	6th	at MIL	Orosco
42	Killebrew*	9-3-71	6th	OAK	Grant	111	Mack	7-8-94	1st	CLE	Grimsley
43	Killebrew	5-28-72	3rd	TEX	Gogolewski	112	Puckett	8-10-94	2nd	BOS	Bankhead
44	Soderholm	6-26-72	7th	CAL	Fisher	113	Puckett	6-16-95	6th	at SEA	Johnson
45	Reese*	7-9-72	7th	NY	McDaniel	114	Merullo	8-5-95	7th	KC	Brewer
46	Darwin	7-10-72	1st	MIL	Stephenson	115	Knoblauch	6-5-96	4th	CAL	Eichhorn
47	Walton*	4-17-73	7th	at CAL	Barber	116	Lawton	6-30-96	3rd	at KC	Gubicza
48	Darwin	6-29-73	8th	at CAL	Ryan	117	Molitor	4-3-97	2nd	DET	Blair
49	Oliva	8-17-73	2nd	at CLE	Bosman	118	Jackson	5-16-97	4th	BOS	Borland
50	Darwin	4-14-74	7th	KC	Bird	119	Colbrunn*	8-4-97	5th	TOR	Baal
51	Soderholm	6-14-74	3rd	at CLE	Sanders	120	Miller	9-22-97	2nd	MIL	D'Amico
52	Hisle	8-24-74	2nd	at BAL	Garland	121	Coomer	4-25-98	9th	at SEA	Slocumb
53	Roof	9-8-74	6th	at KC	Mingori	122	Lawton	5-9-98	6th	NY	Pettitte
54	Oliva*	6-29-75	6th	at TEX	Umbarger	123	Gates	6-21-98	4th	at CWS	Bere
55	Carew	6-26-76	2nd	at OAK	Mitchell	124	Lawton*	4-17-99	8th	at CLE	Spradlin
56	Carew	7-4-76	8th	CAL	Monge	125	Hunter	4-26-99	4th	BOS	Wakefield
57	Cubbage	7-7-76	8th	at MIL	Castro	126	Hocking	6-4-99	2nd	SEA	Hampton
58	Wynegar	7-30-76	5th	OAK	Bosman	127	Koskie	7-24-99	5th	HOU	Rodriguez
59	Carew*	9-9-76	7th	at TEX	Hargan	128	Canizaro	8-25-00	4th	DET	Blair
60	Hisle	4-24-77	4th	at TEX	Briles	129	Ortiz	9-7-00	1st	at BOS	R. Martinez
61	Hisle	5-25-77	7th	at BOS	Murphy	130	Hunter	6-8-01	5th	PIT	Oliveras
62	Adams, G	6-26-77	2nd	CWS	Stone	131	Guzman	6-24-01	7th	at DET	Borkowski
63	Cubbage	8-5-77	4th	CLE	Dobson	132	Jones	7-12-01	2nd	at MIL	Haynes
64	Carew	8-12-77	3rd	at DET	Crawford	133	Koskie	9-8-01	4th	at ANA	Rapp
65	Smalley*	6-25-78	4th	at CWS	Willoughby	134	Jones	5-28-02	2nd	at TEX	Park
66	Cubbage	8-8-78	6th	SEA	Parrott						
67	Edwards	7-15-79	3rd	at TOR	Clancy						
68	J. M. Morales	6-19-80	3rd	DET	Schatzeder						
69	Wilfong	9-17-80	7th	at MIL	Mitchell						

(* — denotes pinch-hitter; + — denotes inside-the-park; ^ — denotes walk-off)

BATTING DATA - GRAND SLAMS

#	PLAYER	DATE	INNING	OPP.	PITCHER
135	Hunter	7-5-02	7th	at SEA	Nelson
136	Cuddyer	8-1-02	3rd	at CWS	Wright
137	Pierzynski	5-7-03	5th	at TB	Kennedy
138	Pierzynski	6-12-03	1st	COL	Oliver
139	LeCroy*	5-19-04	9th	at TOR	Adams
140	Punto	7-22-04	7th	TB	Colome
141	Hunter	6-1-05	3rd	CLE	Lee
142	Morneau	9-30-05	8th	DET	Walker
143	Hunter	4-5-06	8th	at TOR	Frasor
144	Batista	5-19-06	8th	at MIL	Capellan
145	Cuddyer	6-7-06	8th	at SEA	Soriano
146	Cuddyer	6-10-06	7th	BAL	Halama
147	Kubel^	6-13-06	12th	BOS	Tavarez
148	Morneau	6-14-06	6th	BOS	DeCarmen
149	Hunter	6-28-06	1st	LAD	Perez
150	Hunter	4-17-07	5th	at SEA	Weaver
151	Hunter	5-18-07	3rd	at MIL	Capuano
152	Mauer	6-29-07	5th	at DET	Verlander
153	Kubel	7-6-07	4th	at CWS	Garland
154	Hunter	8-15-07	9th	at SEA	Green
155	Cuddyer	8-22-07	1st	SEA	Batista
156	Kubel	4-9-08	6th	at CWS	Masset
157	Morneau	4-25-08	3rd	at TEX	Millwood
158	Kubel	5-25-08	8th	at DET	Cruceta
159	Morneau	9-5-08	5th	DET	Galaraga
160	Kubel	4-19-09	8th	LAA	Bulger
161	Crede^	5-13-09	13th	DET	Lyon
162	Mauer	5-21-09	6th	at CWS	Gobble
163	Morneau	5-24-09	7th	MIL	Stetter
164	Morneau	7-20-09	2nd	at OAK	Gonzalez
165	Young	10-2-09	1st	KC	DiNardo
166	Kubel	5-16-10	8th	at NYY	Rivera
167	Kubel	7-25-10	3rd	at BAL	Arrieta
168	Valencia	7-26-10	1st	at KC	Greinke
169	Valencia	9-25-10	1st	at DET	Bonderman
170	Cuddyer	8-3-11	5th	at LAA	Takahashi
171	Tosoni	9-27-11	6th	KC	Mazzaro
172	Mauer	9-1-12	2nd	at KC	Hochevar
173	Doumit	9-29-12	8th	DET	Benoit
174	Herrmann	7-23-13	10th	at LAA	Frieri
175	Morneau	8-9-13	4th	at CWS	Jones

#	PLAYER	DATE	INNING	OPP.	PITCHER
176	Colabello	9-2-13	9th	at HOU	Lo
177	Arcia	6-5-14	3rd	MIL	Peralta
178	Plouffe	5-3-15	3rd	CWS	Danks
179	Plouffe	7-17-15	6th	at OAK	Gray
180	Rosario	9-3-15	3rd	CWS	Samardzija
181	Kepler	7-10-16	3rd	at TEX	Griffin
182	Buxton	9-4-16	2nd	CWS	Ranaudo
183	Dozier	8-8-17	4th	MIL	Garza
184	Rosario	8-20-17	1st	ARI	Shipey
185	Kepler	8-26-17	8th	at TOR	Tepera
186	Mauer	9-17-17	5th	TOR	Rowley
187	Rosario	4-20-18	8th	at TB	Romo
188	Adrianza	6-12-18	7th	at DET	Saupold
189	Grossman	7-2-18	5th	at MIL	Suter
190	Dozier^	7-15-18	10th	vs. TB	Andriese
191	Cave	8-15-18	2nd	vs. KC	Duffy
192	Mauer	9-11-18	5th	vs. NYY	Kahle
193	Buxton	5-18-19	2nd	at SEA	LeBlanc
194	Sanó	9-14-19	8th	at CLE	Goody
195	Cave	7-26-20	1st	at CWS	López
196	Rosario	8-10-20	3rd	at MIL	Houser
197	Cruz	4-5-21	2nd	at DET	Ureña
198	Sanó	5-20-21	1st	at LAA	Canning
199	Garver	7-27-21	1st	DET	Alexander
200	Jeffers	7-28-21	4th	DET	Peralta
201	Sánchez	4-10-22	1st	SEA	Gonzales
202	Lewis	5-13-22	5th	CLE	Shaw
203	Kepler	5-23-22	1st	DET	Rodriguez
204	Arraez	6-11-22	3rd	TB	Baz
205	Gordon	8-30-22	5th	BOS	Brasier
206	Correa	6-10-23	8th	at TOR	Cimber
207	Wallner	8-15-23	6th	DET	Vest
208	Lewis	8-27-23	6th	TEX	Stratton
209	Lewis	8-28-23	2nd	CLE	Curry
210	Lewis	9-4-23	2nd	at CLE	Giolito
211	Lewis	9-15-23	2nd	at CWS	Scholtens
212	Wallner	9-26-23	1st	OAK	Blackburn
213	Larnach	9-30-23	3rd	at COL	Kauffman
214	Correa	7-5-24	9th	vs. HOU	Hader

(* — denotes pinch-hitter; + — denotes inside-the-park;
^ — denotes walk-off)

TWINS CAREER GRAND SLAM LEADERS

PLAYER	GRAND SLAMS	YEARS
Harmon Killebrew.....	10	1961-74
Torii Hunter.....	9	1997-2007, '15
Kent Hrbek.....	8	1981-94
Jason Kubel.....	7	2004-11, '14
Justin Morneau.....	7	2003-13
Kirby Puckett.....	7	1984-95
Gary Gaetti.....	6	1981-90
Michael Cuddyer.....	5	2001-11
Royce Lewis.....	5	2022-24
Joe Mauer.....	5	2004-18
Don Mincher.....	5	1961-66
Bob Allison.....	4	1961-70
Rod Carew.....	4	1967-78

PLAYER	GRAND SLAMS	YEARS
Shane Mack.....	4	1990-94
Eddie Rosario.....	4	2015-20
Tom Brunansky.....	3	1982-88
Mike Cabbage.....	3	1976-80
Bobby Darwin.....	3	1972-75
Larry Hise.....	3	1973-77
Max Kepler.....	3	2015-24
Matt Lawton.....	3	1995-2001
Tony Oliva.....	3	1962-76
Vic Power.....	3	1962-64
Rich Reese.....	3	1964-73
Rich Rollins.....	3	1961-68

GRAND SLAM INDIVIDUAL RECORDS

Grand Slams, Game.....	1, many
Grand Slams, Season.....	4, Lewis, 2023
Grand Slams, Career.....	10, Killebrew, 1961-74
Pinch-Hit GS, Season.....	1, 12x, last LeCroy, May 19, 2004 at TOR
Pinch-Hit GS, Career.....	3, Reese, 1964-73
Inside-the-Park GS.....	Brunansky, July 19, 1982 vs. MIL

GRAND SLAM TEAM RECORDS

Grand Slams, Game.....	2, Allison and Killebrew, July 18, 1962 vs. CLE
Most Grand Slams, Season.....	8, 1961 and 2023
Fewest Grand Slams, Season.....	0, 1968
Pinch-Hit GS, Season.....	2, Reese and Renick, 1970

BATTING DATA - 3-PLUS HRs IN AN INNING

DATE	INN	PLAYERS	PITCHERS	OPPONENT
5-10-61	2	Gardner Versalles Killebrew	Hall Hall Stock	Baltimore
6-19-62	4	Kaat Power Allison	Zanni Zanni Zanni	at Chicago-AL
7-18-62	1	Allison * Battey * Killebrew	Latman Latman Perry	Cleveland
5-2-64	11	Oliva + Allison + J. Hall + Killebrew +	Pfister Pfister Pfister Handrahan	at Kansas City
6-14-64	6	Killebrew J. Hall Kaat	Duckworth Duckworth Duckworth	at Washington
6-28-64	7	Versalles Killebrew * Allison *	Fisher Fisher Fisher	Chicago-AL
8-8-64	5	Oliva J. Hall * Allison *	Donovan Donovan Bell	at Cleveland
6-9-66	7	Rollins * Versalles * Oliva + Mincher + Killebrew +	Hunter Hunter Lindblad Lindblad Wyatt	Kansas City
5-14-68	1	Carew Oliva Rollins	Hunter Hunter Hunter	Oakland
4-15-70	6	Tovar Altea Cardenas	Messersmith Messersmith Queen	at California
7-12-72	5	Renick Darwin * Soderholm *	Brett Brett Brett	Milwaukee
7-15-73	8	Mitterwald + Lis + Holt +	G. Perry G. Perry G. Perry	Cleveland
5-8-79	7	Smalley * Kusick * Landreaux	Moore Moore Moore	Toronto
9-17-80	7	Wilfong G. Adams * R. Jackson *	Mitchell Mitchell LaPoint	at Milwaukee
5-16-82	1	R. Johnson * Brunansky * Castino	Pashnick Pashnick Pashnick	at Detroit
6-7-82	8	Washington + Brunansky + Hrbek +	Creel Creel Quisenberry	Kansas City
8-19-82	1	Brunansky Ward * Gaetti *	McGregor McGregor Boddicker	Baltimore
5-16-83	9	Engle * Mitchell * Gaetti Hatcher	Beard Beard Beard Burgmeier	Oakland
5-23-83	5	Brunansky * Engle * Ward	G. Davis G. Davis Welchel	at Baltimore
7-25-83	3	Ward Hrbek Washington	Caldwell Caldwell Gibson	Milwaukee
6-4-86	7	Brunansky Smalley Reed	Stieb Stieb Acker	at Toronto
6-20-86	5	Washington Hrbek * Brunansky *	Oelkers Oelkers Oelkers	Cleveland
6-1-87	7	Gladde Gaetti Brunansky	Clemens Clemens Gardner	at Boston

DATE	INN	PLAYERS	PITCHERS	OPPONENT
9-27-87	1	Puckett * Gaetti * Hrbek	Leibrandt Leibrandt Leibrandt	Kansas City
7-31-91	2	Davis Mack Hrbek	Sanderson Sanderson Sanderson	at New York-AL
5-2-92	5	Mack Puckett * Hrbek * Bush	Sanderson Sanderson Sanderson Sanderson	at New York-AL
4-9-00	6	Coomer + Jones + LeCroy +	Rigby Rigby Rigby	at Kansas City
7-12-01	3	Mientkiewicz+ Koskie+ Hunter+	Haynes Haynes Haynes	at Milwaukee
8-19-02	1	Jones* Guzmán* Ortiz	Glover Glover Glover	at Chicago-AL
5-8-09	5	Mauer* Morneau* Buscher	Jakubauskas Jakubauskas Batista	Seattle
8-10-10	2	Thome Hardy Mauer	Garcia Garcia Garcia	at Chicago-AL
8-6-12	2	Willingham* Morneau* Dumit	McAllister McAllister Tomlin	at Cleveland
5-30-13	4	Dozier* Mauer* Dumit	Lohse Lohse Lohse	Milwaukee
8-3-14	9	Parmelee+ Arcia+ Fryer+	Rienzo Rienzo Rienzo	at Chicago-AL
6-26-16	6	Dozier+ Plouffe+ Kepler+	Eovaldi Eovaldi Eovaldi	at New York-AL
5-2-17	7	Buxton* Dozier* Mauer	Valdez Valdez Valdez	Oakland
8-8-17	4	Rosario Dozier* Kepler*	Garza Garza Garza	Milwaukee
4-26-19	2	Cruz+ Rosario+ Cron+	Cobb Cobb Cobb	Baltimore
4-27-19	8	Gonzalez Castro* Kepler*	Yacabonis Yacabonis Yacabonis	Baltimore
5-18-19	3	Cron Sanó Schoop	LeBlanc LeBlanc Markel	at Seattle
5-23-19	7	Sanó Schoop Kepler	Ramirez Ramirez Allen	at Los Angeles-AL
8-3-19	2	Cron Polanco* Cruz*	Duffy Duffy Duffy	Kansas City
4-28-21	1	Buxton Donaldson Polanco	Allen Allen Allen	at Cleveland
9-17-21	3	Polanco+ Donaldson+ Sanó+	Ryu Ryu Stripling	at Toronto
6-9-22	1	Arraez* Buxton* Correa* Polanco	Cole Cole Cole Allen	New York-AL
4-13-23	1	Taylor+ Julien+ Correa+	Brito Brewer Brewer	at New York-AL

(* — back-to-back; + — consecutive)

PITCHING DATA - YEARLY LEADERS

WINS			ERA			STRIKEOUTS		
1961	—	Pascual	15-16	Pascual	3.46	Pascual		*221
1962	—	Pascual	20-11	Kaat	3.14	Pascual		*206
1963	—	Pascual	21-9	Pascual	2.47	Pascual		*202
1964	—	Kaat	17-11	Kaat	3.22	Pascual		213
1965	—	Grant	*21-7	Perry	2.63	Kaat		154
1966	—	Kaat	*25-13	Perry	2.54	Kaat		205
1967	—	Chance	20-14	Merritt	2.53	Chance		220
1968	—	Chance	16-16	Chance	2.53	Chance		234
1969	—	Boswell and Perry	20-12 and 20-6	Perry	2.82	Boswell		190
1970	—	Perry	^24-12	Perry	3.03	Hall		184
1971	—	Perry	17-17	Blyleven	2.82	Blyleven		224
1972	—	Blyleven	17-17	Corbin	2.61	Blyleven		228
1973	—	Blyleven	20-17	Blyleven	2.52	Blyleven		258
1974	—	Blyleven	17-17	Blyleven	2.66	Blyleven		249
1975	—	Hughes	16-14	Blyleven	3.00	Blyleven		233
1976	—	Campbell	17-5	Campbell	3.00	Goltz		133
1977	—	Goltz	*20-11	Goltz	3.36	Goltz		186
1978	—	Goltz	15-10	Goltz	2.50	Erickson		121
1979	—	Koosman	20-13	Koosman	3.38	Koosman		157
1980	—	Koosman	16-13	Erickson	3.25	Koosman		149
1981	—	Redfern	9-8	Arroyo	3.94	Redfern		77
1982	—	Castillo	13-11	Castillo	3.66	Havens		129
1983	—	Schrom	15-8	Schrom	3.71	Viola		127
1984	—	Viola	18-12	Viola	3.21	Viola		149
1985	—	Viola	18-14	Viola	4.09	Viola		135
1986	—	Blyleven	17-14	Blyleven	4.01	Blyleven		215
1987	—	Viola	17-10	Viola	2.90	Viola		197
1988	—	Viola	#24-7	Anderson	*2.45	Viola		193
1989	—	Anderson	17-10	Viola	3.79	Viola		138
1990	—	Tapani	12-8	Anderson	4.53	Guthrie and Tapani		101
1991	—	Erickson	^20-8	Tapani	2.99	Morris		163
1992	—	Smiley and Tapani	16-9 and 16-11	Smiley	3.21	Smiley		163
1993	—	Tapani	12-15	Banks	4.04	Tapani		150
1994	—	Tapani	11-7	Tapani	4.62	Erickson		104
1995	—	Radke	11-14	Tapani	4.92	Tapani		88
1996	—	Rodriguez	13-14	Radke	4.46	Radke		148
1997	—	Radke	20-10	Swindell	3.58	Radke		174
1998	—	Radke	12-14	Trombley	3.63	Radke		146
1999	—	Radke	12-14	Radke	3.75	Milton		163
2000	—	Milton	13-10	Hawkins	3.39	Milton		160
2001	—	Mays	17-13	Mays	3.16	Milton		157
2002	—	Reed	15-7	Reed	3.78	J. Santana		137
2003	—	Lohse and Radke	14-11 and 14-10	J. Santana	3.07	J. Santana		169
2004	—	J. Santana	20-6	J. Santana	*2.61	J. Santana		*265
2005	—	J. Santana	16-7	J. Santana	2.87	J. Santana		#238
2006	—	J. Santana	^19-6	J. Santana	#2.77	J. Santana		#245
2007	—	J. Santana	15-13	J. Santana	3.33	J. Santana		235
2008	—	Perkins and Slowey	12-4 and 12-11	Baker	3.45	Baker		141
2009	—	Baker	15-9	Blackburn	4.03	Baker		162
2010	—	Pavano	17-11	Liriano	3.62	Liriano		201
2011	—	Liriano/Pavano/Duensing	9-10/9-13/9-14	Baker	3.14	Baker		123
2012	—	Diamond	12-9	Diamond	3.54	Liriano		109
2013	—	Correia	9-13	Correia	4.18	Correia and Pelfrey		101
2014	—	P. Hughes	16-10	P. Hughes	3.52	P. Hughes		186
2015	—	Gibson and P. Hughes	11-11 and 11-9	Gibson	3.84	Gibson		145
2016	—	Duffey	9-12	E. Santana	3.38	E. Santana		149
2017	—	E. Santana	16-8	E. Santana	3.28	E. Santana		167
2018	—	Berrios	12-11	Gibson	3.62	Berrios		202
2019	—	Odorizzi	15-7	Odorizzi	3.51	Berrios		195
2020	—	Dobnak and Maeda	6-4 and 6-1	Maeda	2.70	Maeda		80
2021	—	Pineda	9-8	Berrios	3.48	Berrios		126
2022	—	Ryan	13-8	---	---	Ryan		151
2023	—	López and Ryan	11-8 and 11-10	Gray	2.79	López		234
2024	—	López	15-10	Jax	2.03	López		198

* — league leadership

+ — tie for league leadership

— major league leadership

^ — tie for major league leadership

TWINS ALL-TIME 20-GAME WINNERS

PITCHER	YEAR	RECORD
Camilo Pascual.....	1962.....	20-11
Camilo Pascual.....	1963.....	21-9
Mudcat Grant.....	1965.....	21-7
Jim Kaat.....	1966.....	25-13
Dean Chance.....	1967.....	20-14
Jim Perry.....	1969.....	20-6
Dave Boswell.....	1969.....	20-12
Jim Perry*.....	1970.....	24-12

PITCHER	YEAR	RECORD
Bert Blyleven.....	1973.....	20-17
Dave Goltz.....	1977.....	20-11
Jerry Koosman.....	1979.....	20-13
Frank Viola*.....	1988.....	24-7
Scott Erickson.....	1991.....	20-8
Brad Radke.....	1997.....	20-10
Johan Santana*.....	2004.....	20-6

(* - also won Cy Young Award)

PITCHING DATA - LOW-HIT GAMES

TWINS NO-HITTERS

#	PITCHER	DATE	OPPONENT	ON BASE	SCORE
1	Jack Kralick	8-26-62	Kansas City	1	1-0
2	Dean Chance	8-25-67 (2)	at Cleveland	6	2-1
3	Scott Erickson	4-27-94	Milwaukee	5	6-0
4	Eric Milton	9-11-99	Anaheim	2	7-0
5	Francisco Liriano	5-3-11	at Chicago-AL	6	1-0

*Dean Chance pitched a 5-inning shortened no-hit game on August 6, 1967 vs. Boston that is not considered an official no-hitter.

ONE-HITTERS

#	PITCHER	DATE	OPPONENT	HITTER	HIT	FIELD	INN	OUT	SCORE
1	Gerry Arrigo	6-26-64 (1)	Chicago-AL	Hershberger	single	CF	9	0	2-0
2	Mudcat Grant	9-25-65 (1)	at Washington	Blasingame	double	RF	3	2	5-0
3	Dave Boswell	7-30-66	Baltimore	Snyder	single	RF	7	0	7-0
4	Dean Chance	5-11-67	Kansas City	Cater	single	RF	4	2	8-0
5	Bert Blyleven	5-24-73	Kansas City	Kirkpatrick	bunt single	3B	5	0	2-0
6	Jim Kaat	7-1-73	at California	Robinson	home run	LF	2	0	2-1
7	Bert Blyleven	9-26-73	at Oakland	Mangual	single	2B	5	2	4-1
8	Bert Blyleven	7-4-74	Texas	Harrah	home run	RF	3	1	3-1
9	Dave Goltz	8-23-77	Boston	Rice	single	LF	4	0	7-0
10	Geoff Zahn	6-6-80	Toronto	Mayberry	single	LF	7	2	5-0
11	Ken Schrom	6-26-85	Kansas City	Wilson	single	CF	3	1	2-1
12	Scott Erickson/Mark Guthrie	9-24-91	Chicago-AL	Pasqua	home run	LF	7	1	9-2
13	Scott Erickson	7-24-92 (1)	at Boston	Brunansky	single	RF	2	0	5-0
14	Johan Santana/Joe Nathan	7-17-04	at Kansas City	Berroa	double	CF	2	0	4-1
15	Scott Baker	8-31-07 (2)	Kansas City	Sweeney	single	CF	9	1	5-0
16	A. Swarzak/M. Capps/A. Burnett	5-28-11	Los Angeles-AL	Bourjos	double	LF	8	1	1-0
17	Ervin Santana	4-15-17	Chicago-AL	Narváez	single	RF	3	1	6-0
18	Berrios/Rogers/Duffey/Colomé	4-3-21	at Milwaukee	Narváez	single	RF	8	1	2-0
19	Happ/Duffey/Rogers	4-23-21	Pittsburgh	Stallings	double	LF	8	1	2-0
20	Ryan/Thielbar/Duffey	9-8-21	at Cleveland	A. Rosario	single	CF	7	1	2-0
21	Archer/Cotton/Jax/Thornburg	6-25-22	Colorado	Cron	single	LF	2	0	6-0
22	Ober/Thielbar	7-28-24	at Detroit	Vierling	single	RF	4	0	5-0

OPPONENTS NO-HITTERS

#	PITCHER	DATE	OPPONENT	ON BASE	SCORE
1	Cattfish Hunter	5-8-68	at Oakland	0	0-4
2	Vida Blue	9-21-70	at Oakland	1	0-6
3	Nolan Ryan	9-28-74	at California	8	0-4
4	David Wells	5-17-98	at New York-AL	0	0-4
5	Jered Weaver	5-2-12	at Los Angeles-AL	1	0-9

ONE-HITTERS

#	PITCHER(S)	DATE	OPPONENT	HITTER	HIT	FIELD	INN	OUT	SCORE
1	Dick Donovan	9-24-61	Washington	Altobelli	home run	RF	7	1	1-4
2	Dean Chance	9-10-62	Los Angeles-NL	Versalles	single	SS	8	1	0-5
3	Milt Pappas	9-2-64	Baltimore	Versalles	single	LF	8	2	0-2
4	Bill Monbouquette	9-6-64	Boston	Versalles	home run	LF	6	2	2-1
5	Barry Moore	4-30-67 (2)	at Washington	Tovar	single	RF	6	2	0-3
6	Dave McNally	5-15-69	Baltimore	Tovar	single	CF	9	1	0-5
7	Mike Cuellar	8-10-69	at Baltimore	Tovar	single	LF	9	0	0-2
8	Dick Bosman	8-13-70	at Washington	Tovar	bunt single	3B	1	0	0-1
9	Rick Wise	6-14-76	Boston	Terrell	single	2B	3	1	0-5
10	Jim Palmer	8-10-76	at Baltimore	Cubbage	single	RF	2	2	0-2
11	Bruce Kison	4-23-80	California	Landreaux	double	LF	9	1	0-17
12	Jack Morris	8-21-80 (2)	Detroit	Wiltong	single	LF	1	1	2-4
13	Paul Spittorff/Rich Gale	10-5-80	at Kansas City	Castino	single	CF	1	0	0-4
14	Jim Palmer	9-4-82	at Baltimore	Gaetti	single	CF	5	2	0-3
15	Jim Clancy	9-28-82 (1)	at Toronto	Bush	single	RF	9	0	0-3
16	Wait Terrell/Willie Hernández	7-14-85	at Detroit	Brunansky	double	CF	7	2	0-8
17	Danny Darwin	8-19-85	at Milwaukee	Smalley	home run	RF	5	0	1-4
18	Bobby Witt/Dale Mohorcic	6-26-87	at Texas	Smalley	single	CF	2	2	0-1
19	Paul Kilgus	5-21-88	at Texas	Gaetti	double	CF	8	0	0-3
20	Randy Johnson	7-16-98	at Seattle	Gates	single	CF	8	1	0-3
21	Mike Mussina	8-1-00	at Baltimore	Coomer	single	RF	7	2	0-7
22	Freddy Garcia	8-23-05	Chicago-AL	Jones	home run	CF	8	0	1-0
23	Gavin Floyd	5-6-08	at Chicago-AL	Mauer	double	CF	9	1	1-7
24	R. Harden/M. Harrison/D. O'Day/N. Feliz	8-23-10	at Texas	Mauer	single	CF	9	1	0-4
25	Kyle Drabek/Shawn Camp/Mark Rzepczynski	4-2-11	at Toronto	Span	single	LF	6	1	1-5
26	Zach Stewart	9-5-11 (2)	Chicago-AL	Valencia	double	RF	8	0	0-4
27	Félix Hernández/Steve Delabar	5-5-12	at Seattle	Span	single	RF	4	0	0-7
28	Anibal Sánchez	5-24-13	at Detroit	Mauer	single	CF	9	1	0-6
29	C. Young/F. Morales/K. Herrera/W. Davis/G. Holland	6-9-15	Kansas City	Plouffe	triple	RF	7	1	0-2
30	Taijuan Walker	7-31-15	Seattle	Sanó	home run	LF	4	0	1-6
31	Corey Kluber	8-14-15	Cleveland	Mauer	home run	RF	4	0	1-6
32	Jorge López/Wily Peralta	9-8-18	Kansas City	Grossman	single	CF	9	0	1-4
33	Clayton Kershaw/Alex Vesia/Justin Bruhl	4-13-22	Los Angeles-NL	Sánchez	single	RF	8	1	0-7
34	Dylan Cease/Joe Kelly/José Ruiz	7-17-22	Chicago-AL	Kirilloff	single	LF	5	1	0-11
35	Dylan Cease	9-3-22	at Chicago-AL	Arraez	single	RF	9	2	0-13
36	Cai Quantrill/James Karinchak/Emmanuel Clase	5-7-23	at Cleveland	Kirilloff	single	RF	7	2	0-2

PITCHING DATA - BACK-TO-BACK SHUTOUTS

PITCHER	DATE	OPPONENT	SCORE	HIT	LOSING PITCHER
Camilo Pascual	5-15-61	at Chicago-AL	5-0	4	Cal McLish
	5-20-61	Kansas City	2-0	5	Joe Nuxhall
Camilo Pascual	8-23-61	at Chicago-AL	4-0	2	Cal McLish
	8-29-61	New York-AL	3-0	4	Ralph Terry
Camilo Pascual	9-17-61	at Cleveland	5-0	8	Jim Perry
	9-23-61	Washington	10-0	2	Pete Burnside
Camilo Pascual	6-26-62	at New York-AL	5-0	9	Rollie Sheldon
	7-1-62	at Washington	9-0	5	Ray Rippelmeyer
Mudcat Grant	8-6-66	at Kansas City	5-0	4	Lew Krausse
	8-10-66	at California	2-0	8	Clyde Wright
Jim Kaat	8-23-66	at Washington	7-0	5	Pete Richert
	8-27-66	at Chicago-AL	1-0	3	Gary Peters
Dean Chance	5-11-67	Kansas City	8-0	1	Jim Hunter
	5-16-67	at Chicago-AL	1-0	5	John Buzhardt
Jim Merritt	5-26-67	at Kansas City	5-0	5	Jim Nash
	5-30-67	at New York-AL	3-0	2	Fritz Peterson
Jim Perry	8-10-67	Washington	5-0	5	Barry Moore
	8-15-67	at California	4-0	6	Curt Simmons
Dean Chance	6-19-68	Washington	4-0	3	Joe Coleman
	6-24-68	at Chicago-AL	1-0	3	Bob Priddy
Bert Blyleven	4-7-71	Milwaukee	4-0	4	Lew Krausse
	4-12-71	at Kansas City	2-0	3	Dick Drago
Dick Woodson	8-1-72	at Texas	3-0	3	Pete Broberg
	8-5-72	Oakland	4-0	5	Vida Blue
Bert Blyleven	5-24-73	Kansas City	2-0	1	Dick Drago
	5-29-73	at Milwaukee	1-0	6	Jim Slaton
Bert Blyleven	6-16-73	at Detroit	5-0	4	Joe Coleman
	6-21-73	California	1-0	8	Clyde Wright
Joe Decker	8-24-73	Milwaukee	3-0	4	Skip Lockwood
	8-28-73	at Detroit	5-0	5	Mickey Lolich
Jim Hughes	5-14-75	Cleveland	3-0	4	Gaylord Perry
	5-18-75	Milwaukee	6-0	4	Ed Sprague
Dave Goltz	8-31-76	Milwaukee	4-0	2	Bill Travers
	9-9-76	at Texas	6-0	3	Jim Umbarger
Frank Viola	5-1-88	at Boston	2-0	5	Jeff Sellers
	5-6-88	Boston	5-0	7	Jeff Sellers
Scott Erickson	4-26-91	Seattle	6-0	5	Randy Johnson
	5-1-91	Boston	1-0	2	Jeff Gray

TWINS PITCHERS TO REACH 200.0 INNINGS PITCHED BY SEASON

YEAR	PITCHER	IP	YEAR	PITCHER	IP	YEAR	PITCHER	IP
1961	Ramos.....	264.1	1977	Goltz.....	303.0	1997	Radke.....	239.2
	Pascual.....	252.1		Thormodsgard.....	218.0	1998	Radke.....	213.2
	Kralick.....	242.0	1978	R. Erickson.....	265.2	1999	Radke.....	218.2
	Kaat.....	200.2		Zahn.....	252.1		Milton.....	206.1
1962	Kaat.....	269.0		Goltz.....	220.1	2000	Radke.....	226.2
	Pascual.....	257.2	1979	Koosman.....	263.2		Milton.....	200.0
	Kralick.....	242.2		Goltz.....	250.2	2001	Mays.....	233.2
1963	Pascual.....	248.1	1980	Koosman.....	243.1		Radke.....	226.0
	Stigman.....	241.0		Zahn.....	232.2		Milton.....	220.2
1964	Pascual.....	267.1	1981			2002		
	Kaat.....	243.0	1982	B. Castillo.....	218.2	2003	Radke.....	212.1
1965	Grant.....	270.1		Havens.....	208.2		Lohse.....	201.0
	Kaat.....	264.1	1983	Viola.....	210.0	2004	J. Santana.....	228.0
1966	Kaat.....	304.2	1984	Viola.....	257.2		Radke.....	219.2
	Grant.....	249.0		Smithson.....	252.0		Silva.....	203.0
1967	Chance.....	283.2		Butcher.....	225.0	2005	J. Santana.....	231.2
	Kaat.....	263.1	1985	Smithson.....	257.0		Radke.....	200.2
	Merritt.....	227.2		Viola.....	250.2	2006	J. Santana.....	233.2
	Boswell.....	222.2		Butcher.....	207.2	2007	J. Santana.....	219.0
1968	Chance.....	292.0	1986	Blyleven.....	271.2		Silva.....	202.0
	Merritt.....	238.1		Viola.....	245.2	2008		
	Kaat.....	208.0	1987	Blyleven.....	267.0	2009	Blackburn.....	205.2
1969	Perry.....	261.2		Viola.....	251.2		Baker.....	200.0
	Boswell.....	256.1	1988	Viola.....	255.1	2010	Pavano.....	221.0
	Kaat.....	242.1		Blyleven.....	207.1	2011	Pavano.....	222.0
1970	Perry.....	278.2		Anderson.....	202.1	2012	—	
	Kaat.....	230.1	1989	—		2013	—	
1971	Blyleven.....	278.1	1990	—		2014	P. Hughes.....	209.2
	Perry.....	270.0	1991	Morris.....	246.2	2015	—	
	Kaat.....	260.1		Tapani.....	244.0	2016	—	
1972	Blyleven.....	287.1		S. Erickson.....	204.0	2017	E. Santana.....	211.1
	Woodson.....	251.2	1992	Smiley.....	241.0	2018	—	
	Perry.....	217.2		Tapani.....	220.0	2019	Berrios.....	200.1
1973	Blyleven.....	325.0		S. Erickson.....	212.0	2020	—	
1974	Blyleven.....	281.0	1993	Tapani.....	225.2	2021	—	
	Decker.....	248.2		S. Erickson.....	218.2	2022	—	
1975	Blyleven.....	275.2	1994	—		2023	—	
	J. Hughes.....	249.2		—		2024	—	
	Goltz.....	243.0	1996	Radke.....	232.0			
1976	Goltz.....	249.1		F. Rodriguez.....	206.2			

PITCHING DATA - CONSECUTIVE SHUTOUTS

BY TWINS

DATE	OPPONENT	SCORE	DATE	OPPONENT	SCORE	DATE	OPPONENT	SCORE
8-23-61	at Chicago.....	4-0	5-29-73	at Milwaukee.....	1-0	7-5-04	Kansas City.....	9-0
8-24-61	at Chicago.....	3-0	5-30-73	at Milwaukee.....	4-0	7-6-04	Kansas City.....	4-0
8-26-62	Kansas City.....	1-0	6-28-73	at Texas.....	4-0	7-7-04	Kansas City.....	12-0
8-28-62	at Chicago.....	2-0	6-29-73	at California.....	4-0	9-2-04	Texas.....	2-0
6-4-63	at Kansas City.....	5-0	8-9-75	at Detroit.....	1-0	9-3-04	Kansas City.....	2-0
6-5-63	at Kansas City.....	4-0	8-10-75	at Detroit.....	4-0	4-11-08	at Kansas City.....	5-0
7-24-63	at Cleveland.....	9-0	9-23-76	at Chicago.....	3-0	4-12-08	at Kansas City.....	2-0
7-24-63	at Cleveland.....	5-0	9-25-76	California.....	6-0	7-21-10	Cleveland.....	6-0
5-30-65	at Washington.....	6-0	9-7-81	Toronto.....	4-0	7-22-10	at Baltimore.....	5-0
5-31-65	at Baltimore.....	6-0	9-8-81	Toronto.....	1-0	7-31-10	Seattle.....	4-0
7-5-65	Boston.....	2-0	9-28-83	Texas.....	3-0	8-1-10	Seattle.....	4-0
7-6-65	Boston.....	9-0	9-29-83	Texas.....	2-0	6-2-13	Seattle.....	10-0
6-24-68	at Chicago.....	1-0	9-15-84	at Texas.....	1-0	6-4-13	at Kansas City.....	3-0
6-27-68	at Baltimore.....	2-0	9-16-84	at Texas.....	2-0	5-6-19	at Toronto.....	8-0
4-11-71	at Chicago.....	6-0	6-26-88	at Oakland.....	11-0	5-7-19	at Toronto.....	3-0
4-12-71	at Kansas City.....	2-0	6-26-88	at Oakland.....	5-0	9-7-21	at Cleveland.....	3-0
9-13-71	at California.....	1-0	6-21-92	Seattle.....	5-0	9-8-21	at Cleveland.....	3-0
9-15-71	at Milwaukee.....	1-0	6-22-92	California.....	2-0	8-16-22	Kansas City.....	9-0
9-6-72	at Texas.....	2-0	5-8-03	at Tampa Bay.....	5-0	8-17-22	Kansas City.....	4-0
9-7-72	at Texas.....	4-0	5-9-03	Boston.....	5-0	3-30-23	at Kansas City.....	2-0
						4-1-23	at Kansas City.....	2-0

OF TWINS

DATE	OPPONENT	SCORE	DATE	OPPONENT	SCORE	DATE	OPPONENT	SCORE
5-21-61	Cleveland.....	0-9	9-28-74	at California.....	0-4	6-21-96	at Detroit.....	0-2
5-21-61	Cleveland.....	0-2	9-29-74	at California.....	0-4	6-22-96	at Detroit.....	0-6
8-10-62	at Los Angeles.....	0-1	7-19-78	New York.....	0-2	5-10-98	New York.....	0-7
8-11-62	at Los Angeles.....	0-3	7-20-78	New York.....	0-4	5-11-98	Baltimore.....	0-4
9-10-62	Los Angeles.....	0-5	9-6-78	Chicago.....	0-1	9-7-99	Baltimore.....	0-5
9-11-62	Los Angeles.....	0-9	9-8-78	Milwaukee.....	0-3	9-8-99	Baltimore.....	0-10
			9-9-78	Milwaukee.....	0-3			
4-21-63	at Chicago.....	0-8				9-7-02	Oakland.....	0-2
4-23-63	at Chicago.....	0-1	9-18-79	at Chicago.....	0-1	9-8-02	Oakland.....	0-6
			9-19-79	at Chicago.....	0-6			
9-25-64	at Los Angeles.....	0-1				9-5-11	Chicago.....	0-4
9-26-64	at Los Angeles.....	0-2	5-23-80	at Milwaukee.....	0-5	9-6-11	Chicago.....	0-3
			5-24-80	at Milwaukee.....	0-4			
5-3-68	at Cleveland.....	0-4				5-1-12	at Los Angeles.....	0-4
5-4-68	at Cleveland.....	0-2	4-11-81	Oakland.....	0-3	5-2-12	at Los Angeles.....	0-9
			4-12-81	Oakland.....	0-1			
8-26-68	at Washington.....	0-1				9-13-13	Tampa Bay.....	0-3
8-27-68	at Washington.....	0-2	8-18-81	at Detroit.....	0-3	9-14-13	Tampa Bay.....	0-7
			8-19-81	at Detroit.....	0-4			
9-11-68	Cleveland.....	0-1				4-6-15	at Detroit.....	0-4
9-13-68	at Boston.....	0-2	9-2-83	Baltimore.....	0-1	4-8-15	at Detroit.....	0-11
			9-3-83	Baltimore.....	0-13			
5-15-69	Baltimore.....	0-5				4-20-21 (1) at Oakland.....	0-7	
5-17-69	Detroit.....	0-6	9-7-86	at Boston.....	0-9	4-20-21 (2) at Oakland.....	0-1	
			9-8-86	at Kansas City.....	0-5			
7-4-72	at Boston.....	0-2				5-31-22 (2) at Detroit.....	0-4	
7-5-72	at Boston.....	0-2	8-5-90	at Seattle.....	0-4	6-1-22	at Detroit.....	0-5
			8-6-90	Milwaukee.....	0-6			
8-27-72	Detroit.....	0-1	4-29-93	at Detroit.....	0-11	5-15-24	vs. New York.....	0-4
8-28-72	Baltimore.....	0-2	4-30-93	at Baltimore.....	0-8	5-16-24	vs. New York.....	0-5
7-8-73	New York.....	0-7	8-1-94	Baltimore.....	0-1	6-7-24	at Pittsburgh.....	0-3
7-9-73	Boston.....	0-2	8-2-94	Baltimore.....	0-10	6-8-24	at Pittsburgh.....	0-4

ALL-TIME COMPLETE-GAME SHUTOUTS

PITCHER	#	PITCHER	#	PITCHER	#	PITCHER	#
Blyleven.....	29	Mays.....	6	Butcher.....	3	Hughes, J.....	2
Kaat.....	23	Merritt.....	6	Corbin.....	3	Krueger.....	2
Pascual.....	18	Tapani.....	6	Koosman.....	3	Morris.....	2
Perry.....	17	Smithson.....	5	Lohse.....	3	Reed.....	2
Chance.....	11	Woodson.....	5	Pavano.....	3	Silva.....	2
Goltz.....	11	Decker.....	4	Ramos.....	3	Sloney.....	2
Grant.....	10	Kralick.....	4	Robertson.....	3	Smiley.....	2
Radke.....	10	Milton.....	4	Singer.....	3	Stange.....	2
Viola.....	10	Santana, E.....	4	Baker.....	2	Tewksbury.....	2
Erickson, S.....	7	Santana, J.....	4	Duensing.....	2	27 pitchers.....	1
Zahn.....	7	Stigman.....	4	Hall.....	2	TOTAL	291
Boswell.....	6	Anderson.....	3	Havens.....	2		

TWINS ALL-TIME ROSTER - 1961-2024

PLAYER	SEASONS	PLAYER	SEASONS
A		BOWEN, Rob, c	2003-04
ABAD, Fernando, p.....	2016	BOWERS, Shane, p.....	1997
ABBOTT, Paul, p.....	1990-92	BOWMAN, Matt, p.....	2024
ABERNATHY, Brent, 2b.....	2005	BOWYER, Travis, p.....	2005
ACHTER, A.J., p.....	2014-15	BOYER, Blaine, p.....	2015
ADAMS, Austin, p.....	2019	BRANDON, Darrell "Bucky", p.....	1969
ADAMS, Glenn, of.....	1977-81	BRAUN, Steve, of.....	1971-76
ADAMS, Mike, of.....	1972-73	BREDE, Brent, of.....	1996-97
ADRIANZA, Ehire, if.....	2017-20	BRESLOW, Craig, p.....	2008-09, 17
AGOSTO, Juan, p.....	1986	*BRETT, Ken, p.....	1979
AGUILERA, Rick, p.....	1989-95, 96-98	BRIGGS, John, of.....	1975
ALBERS, Andrew, p.....	2013, 16, *21	BRITO, Bernardo, of.....	1992-93, 95
*ALBURY, Vic, p.....	1973-76	BROWN, Darrell, of.....	1963-84
ALCALA, Jorge, p.....	2019—	BROWN, Jarvis, of.....	1991-92
ALDRED, Scott, p.....	1996-97	BROWN, Mark, p.....	1985
ALLEN, Bernie, 2b.....	1962-66	*BRUCKBAUER, Fred, p.....	1961
ALLEN, Chad, of.....	1999-01	BRUETT, J.T. of.....	1992-93
*ALLISON, Bob, of.....	1961-70	BRUMMETT, Greg, p.....	1993
*ALTABELLI, Joe, 1b.....	1961	BRUNANSKY, Tom, of.....	1982-88
*ALYEA, Brant, of.....	1970-71	BRYE, Steve, of.....	1970-76
ANDERSON, Allan, p.....	1986-91	BUCHANAN, Brian, of.....	2000-02
ANDERSON, Shaun, p.....	2021	*BULLING, Terry "Bud", c.....	1977
ARCHER, Chris.....	2022	BULLOCK, Eric, of.....	1988
ARCIA, Oswaldo, of.....	2013-16	BUNDY, Dylan, p.....	2022
ARDOIN, Danny, c.....	2000	BURMEIER, Tom, p.....	1974-77
ARRAEZ, Luis, if.....	2019-22	BURNETT, Alex, p.....	2010-12
ARRIGO, Gerry, p.....	1961-64	*BURROUGHS, Sean, if.....	2012
ARROYO, Fernando, p.....	1980-82	BURROWS, Beau, p.....	2021
ASTUDILLO, Williams, c/if.....	2018-21	BURTON, Jared, p.....	2012-14
ATHERTON, Keith, p.....	1986-88	BURT, Dennis, p.....	1985-86
AUSTIN, Tyler, 1b.....	2018-19	BUSCHER, Brian, 3b.....	2007-09
AVILA, Alex, c.....	2020	BUSENITZ, Alan, p.....	2017-18
AYALA, Luis, p.....	2009	BUSH, Randy, of.....	1982-93
		BUTCHER, John, p.....	1984-86
		BUTERA, Drew, c.....	2010-13
B		BUTERA, Sal, c.....	1980-82, 87
BACKMAN, Wally, 2b.....	1989	BUTLER, Bill, p.....	1974-75, 77
BACSIK, Mike, p.....	1979-80	BUXTON, Byron, of.....	2015—
BAILEY, Homer, p.....	2020		
BAKER, Chuck, ss.....	1981	C	
BAKER, Doug, ss.....	1988-90	CABRERA, Orlando, ss.....	2009
BAKER, Scott, p.....	2005-12	CALI, Carmen, p.....	2007
BALAZOVIC, Jordan, p.....	2023	CAMARGO, Jair, c.....	2024—
BALDWIN, James, p.....	2003	*CAMPBELL, Bill, p.....	1973-76
BALFOUR, Grant, p.....	2001, 03-05	CAMPBELL, Kevin, p.....	1994-95
BANE, Eddie, p.....	1973, 75-76	CAMPISI, Sal, p.....	1971
*BANKS, George, 3b.....	1962-64	CANDELARIA, John, p.....	1990
BANKS, Willie, p.....	1991-93	CANIZARO, Jay, 2b.....	2000-02
BAPTIST, Travis, p.....	1998	CANO, YENNIER, p.....	2022
BARBER, Steve, p.....	1970-71	CAPPS, Matt, p.....	2010-12
BARNES, Charlie, p.....	2021	CARDENAS, Leo, ss.....	1969-71
BARNES, John, of.....	2000-01	CAREW, Rod, 1b.....	1967-78
BARRACLOUGH, Kyle, p.....	2007	CARLTON, Steve, p.....	1987-88
BARTLETT, Jason, ss.....	2004-07, 14	CARRASCO, Hector, p.....	1998-2000, 01
BASS, Brian, p.....	2008	CARRITHERS, Don, p.....	1977
BASS, Randy, 1b.....	1977	CARROLL, Jamey, if.....	2012-13
BATISTA, Tony, 3b.....	2006	CARSON, Matt, of.....	2012
*BATTIE, Earl, c.....	1961-67	CASIAN, Larry, p.....	1990-94
*BAYLOR, Don, of.....	1987	CASILLA, Alex, if.....	2006-12
BEANE, Billy, of.....	1986-87	*CASTILLO, Bobby, p.....	1962-84
BECKER, Rich, of.....	1993-97	*CASTILLO, Carmelo, of.....	1969-91
BECKHAM, Tim, if.....	2022	CASTILLO, Diego A, if.....	2024
*BECQUER, Julio, 1b.....	1961, 63	CASTILLO, Luis, 2b.....	2006-07
BEDROSIAN, Steve, p.....	1991	CASTINO, John, 2b.....	1979-84
BEIMEL, Joe, p.....	2004	CASTRO, Jason, c.....	2017-19
BELISLE, Matt, p.....	2017-18	CASTRO, Juan, ss.....	2005-06
BENNETT, Erik, p.....	1996	CASTRO, WILLI, utl.....	2023—
BENSON, Joe, of.....	2011	CAVE, Jake, of.....	2018-22
BERENGUER, Juan, p.....	1987-90	CELESTINO, Gilberto, of.....	2021-23
BERESFORD, James, if.....	2016	CENTENO, Juan, c.....	2016
BERGMAN, Sean, p.....	2000	*CHANCE, Dean, p.....	1967-69
BERNIER, Doug, if.....	2013-15	CHAROIS, JT, p.....	2016
BERRIOS, José, p.....	2016-21	CHILES, Rich, of.....	1977-78
*BERTOIA, Reno, 3b.....	1961	CHRISTENSEN, John, of.....	1988
BEST, Karl, p.....	1988	CIMINO, Pete, p.....	1965-66
BETHEA, Bill, 2b.....	1964	CIRILLO, Jeff, 3b-1b.....	2007
BITTIGER, Jeff, p.....	1987	CLARK, Howie, if.....	2008
BLACKBURN, Nick, p.....	2007-12	CLARK, Jerald, of.....	1995
BLAKE, Casey, 3b.....	2000-02	CLARK, Ron, 3b.....	1966-69
BLANCO, Henry, c.....	2004	CLIPPARD, Tyler, p.....	2020
BLANKENHORN, Travis, if.....	2020-21	COLABELLO, Chris, 1b.....	2013-14
BLEWETT, Scott, p.....	2024—	COLBRUNN, Greg, 1b.....	1997
*BLOOMFIELD, Bud, 2b.....	1964	*COLE, Alex, of.....	1994-95
BLYLEVEN, Bert, p.....	1970-76, 85-88	*COLLUM, Jackie, p.....	1962
*"BOND, Walter "Walt", of.....	1967	COLOME, Alex, p.....	2021
BONIKOWSKI, Joe, p.....	1962	COLON, Bartolo, of.....	2017
BONSER, Boof, p.....	2006-09	COMSTOCK, Keith, p.....	1984
*BOOKER, Greg, p.....	1989	CONDREY, Clay, p.....	2010
BOONE, Bret, 2b.....	2005	*CONSOLO, Billy, ss.....	1961
BOSHERS, Buddy, p.....	2016-17	CONTRERAS, Mark, of.....	2022
BORDERS, Pat, c.....	2004	COOK, Mike, p.....	1989
BORGSMANN, Glenn, c.....	1972-79	COOMER, Ron, 1b/3b.....	1995-2000
BORIS, Paul, p.....	1982	COOPER, Don, p.....	1981-82
*BOSTOCK, Lyman, of.....	1975-77	CORBETT, Doug, p.....	1980-82
*BOSWELL, Dave, p.....	1964-70	CORBIN, Ray, p.....	1971-75
BOURQUE, Pat, 1b.....	1974	CORCORAN, Tim, 1b.....	1981
BOUSHLEY, Caleb, p.....	2024		

TWINS ALL-TIME ROSTER - 1961-2024

PLAYER	SEASONS
CORDOVA, Marty, of.....	1995-99
CORREA, Carlos, ss.....	2022—
CORREIA, Kevin, p.....	2013-14
COTTON, Jharell, p.....	2022
COTTS, Neal, p.....	2015
COULOMBE, Danny, p.....	2020-22, 25—
CRAIN, Jesse, p.....	2004-10
CREDE, Joe, 3b.....	2009
CRESSEND, Jack, p.....	2000-02
*CRIDER, Jerry, p.....	1969
CRON, C.J., if.....	2019
CRUZ, Nelson, dh.....	2019-21
*CUBBAGE, Mike, 3b.....	1976-80
CUDDYER, Michael, if-of.....	2001-11
CUMMINGS, Midre, of.....	1999-2000
*CUETO, Bert, p.....	1961
CURTISS, John, p.....	2017-18

D	
DAILEY, Bill, p.....	1963-64
DARNELL, Logan, p.....	2014
DARWIN, Bob, of.....	1972-75
DAVID, Andre, of.....	1984, 86
DAVIDSON, Cleatus, 2b.....	1999
DAVIDSON, Mark, of.....	1986-88
DAVIS, Austin, p.....	2022
DAVIS, Chili, dh.....	1991-92
DAVIS, Ron, p.....	1982-86
DE JONG, Chase, p.....	2018-19
DE VRIES, Cole, p.....	2012-13
DEAN, Pat, p.....	2016
*DECKER, Joe, p.....	1973-76
DEDUNO, Sam, p.....	2012-14
DELANEY, Rob, p.....	2010
DE LEON, José, p.....	2023
DEMPSEY, Rick, c.....	1969-72
DePAULA, Julio, p.....	2007
DESHAIES, Jim, p.....	1993, 94
DIAMOND, Scott, p.....	2011-13
DICKEY, R.A., p.....	2009
DINKELMAN, Brian, if-of.....	2011
*DOBBEK, Dan, of.....	1961
DOBNAK, Randy, p.....	2019—
DONALDSON, Josh, 3b.....	2020-21
DOUMIT, Ryan, c.....	2012-13
*DONOHUE, Jim, p.....	1962
*DOTTER, Gary, p.....	1961, 63-64
DOZIER, Brian, if.....	2012-18
DRAKE, Oliver, p.....	2018
DRUMMOND, Tim, p.....	1989-90
DUARTE, Daniel, p.....	2024
DUENSING, Brian, p.....	2009-15
DUFFEY, Tyler, p.....	2015-22
DUKE, Zach, p.....	2018
DUMATRAIT, Phil, p.....	2011
DUNN, Steve, 1b.....	1994-95
DURAN, Jhoan, p.....	2022—
DURBIN, J.D., p.....	2004
DURANT, Mike, c.....	1996
DUVALL, Mike, p.....	2001
DWYER, Jim, of.....	1988-89, 90
DYER, Mike, p.....	1989
DYSON, Sam, p.....	2019

E	
EADDES, Ryan, p.....	2019
EDENS, Tom, p.....	1991-92
EDWARDS, Dave, of.....	1978-80
EISENCH, Jim, of.....	1982-84
ENGLE, Dave, c.....	1981-85
ENNS, Dietrich, p.....	2017-18
ERICKSON, Roger, p.....	1978-82
ERICKSON, Scott, p.....	1990-95
ESCOBAR, Eduardo, if.....	2012-18
ESPINOZA, Álvaro, ss.....	1984-86
EUFEMIA, Frank, p.....	1985
EVERETT, Adam, ss.....	2008
EYRE, Willie, p.....	2006

F	
FAED, Lenny, ss.....	1980-84
FARMER, Kyle, if.....	2023-24
FELTON, Terry, p.....	1979-82
FERRER, Sergio, ss.....	1974-75
FESTA, David, p.....	2024—
FETTERS, Mike, p.....	2003
FIELD, Johnny, of.....	2018
FIEN, Casey, p.....	2012-16
*FIFE, Dan, p.....	1973-74
FILSON, Pete, p.....	1982-86
FIORE, Tony, p.....	2001-03
*FISCHER, Bill, p.....	1964
FLORES, Randy, p.....	2010
FLORIMON, Pedro, if.....	2012-14
FLORO, Dylan, p.....	2023

PLAYER	SEASONS
FONTENOT, Ray, p.....	1986
FORD, Dan, of.....	1975-78
FORD, Lew, of.....	2003-07
*FORNIELES, Mike, p.....	1963
FORSYTHE, Logan, if.....	2018
FOSNOW, Jerry, p.....	1964-65
FOX, Matt, p.....	2010
*FRAZIER, George, p.....	1986-87
FREDERICK, Kevin, p.....	2002
FRYER, Eric, c.....	2013-15
FUENTES, Brian, p.....	2010
FULD, Sam, of.....	2014
FULMER, Michael, p.....	2002
FULTZ, Aaron, p.....	2024
FUNDERBURK, Kody, p.....	2023—
FUNDERBURK, Mark, of.....	1981, 85

G	
GABINO, Armando, p.....	2009
GAETTI, Gary, 3b.....	1981-90
GAGNE, Greg, ss.....	1983-92
GALLO, Joey, of/1b.....	2023
GANT, John, p.....	2021
GARAGOZZO, Keith, p.....	1994
GARCES, Rich, p.....	1990, 93
GARCIA, Edgar, p.....	2021
GARCIA, Jaime, p.....	2017
*GARDNER, Billy, 2b.....	1961
GARLICK, Kyle, of.....	2021-23
GARVER, Mitch, c.....	2017-21
GARZA, Matt, p.....	2006-07
GARZA JR., Ralph, p.....	2021
GASSNER, Dave, p.....	2005
GATES, Brent, 2b/3b.....	1998-99
GEARRIN, Cory, p.....	2020
GEHARD, Bob, p.....	1971-72
GEE, Dillon, p.....	2017
GIBAUT, Ian, p.....	2021
GIBSON, Kyle, p.....	2013-19
*GIEL, Paul, p.....	1961
GIMENEZ, Chris, c.....	2017-18
GLADDEN, Dan, of.....	1987-91
GODDY, José, c.....	2022
GOLTZ, Dave, p.....	1972-79
GÓMEZ, Carlos, of.....	2008-09
GÓMEZ, Chris, if.....	2003
GÓMEZ, Luis, ss.....	1974-77
*GÓMEZ, Rubén, p.....	1962
GONSALVES, Stephen, p.....	2018
GONZÁLEZ, Chi Chi, p.....	2022
GONZÁLEZ, Germán, p.....	1988-89
GONZALEZ, Marwin, utl.....	2019-20
GOODRUM, Niko, if.....	2017
GOODWIN, Danny, 1b.....	1979-81
GORDON, Nick, if/of.....	2021-23
GORINSKI, Bob, of.....	1977
GORYL, John, 2b.....	1962-64
GOZZO, Mauro, p.....	1992
GRAHAM, Dan, dh.....	1979
GRAHAM, J.R., p.....	2015-16
GRANGER, Wayne, p.....	1972
GRANITE, Zack, of.....	2017
*GRANT, Jim "Mudcat", p.....	1964-67
GRATEROL, Brusdar, p.....	2019
GRATEROL, Juan, c.....	2018
GRAY, Jeff, p.....	2012
GRAY, Sonny, p.....	2022-23
*GREEN, Lenny, of.....	1961-64
GROSSINGER, Seth, p.....	2004
GROSSMAN, Robbie, of.....	2016-18
*GRZEDA, Joe, p.....	1969
GUARDADO, Eddie, p.....	1993-2003, 08
GUERRIER, Matt, p.....	2004-10, 14
GUTH, Bucky, ss.....	1972
GUTHRIE, Mark, p.....	1989-95
GUZMAN, Cristian, ss.....	1999-04

H	
HACKER, Eric, p.....	2011
HALE, Chip, 2b.....	1989-90, 93-96
HALE, David, p.....	2018
HALEY, Justin, p.....	2017
HALL, Jimmie, of.....	1963-66
HALL, Tom, p.....	1968-71
HAMILTON, Billy, of.....	2022
HAMILTON, Caleb, c.....	2022
HAMILTON, Ian, p.....	2022
HAMM, Pete, p.....	1970-71
HANSELL, Greg, p.....	1996
*HANDS, Bill, p.....	1973-74
HAPP, J.A., p.....	2021
*HARDY, Carroll, of.....	1967
HARDY, J.J., ss.....	2010
HARPER, Brian, c.....	1988-93
HARPER, Ryne, p.....	2019
HARRIS, Brendan, if.....	2008-10

TWINS ALL-TIME ROSTER - 1961-2024

PLAYER	SEASONS
HARRIS, Greg, p.....	1995
*HARRISON, Roric, p.....	1978
HART, Mike, of.....	1984
HARTLEY, Mike, p.....	1993
HARTZELL, Paul, p.....	1979
HATCHER, Mickey, of.....	1981-86
HAVENS, Brad, p.....	1981-83
HAWKINS, LaTroy, p.....	1995-03
*HAYDEL, Hal, p.....	1970-71
HEADRICK, Brent, p.....	2023-24
HEATON, Neal, p.....	1986
HEINTZ, Chris, c.....	2005-07
HELMAN, Michael, utl.....	2024
HENDRICKS, Liam, p.....	2011-13
HENN, Sean, p.....	2009
HENRIQUEZ, Ronny, p.....	2022-24
*HENRY, Ron, c.....	1961, 64
*HERNÁNDEZ, Jackie, ss.....	1967-68
HERNÁNDEZ, Liván, p.....	2008
HERNÁNDEZ, Pedro, p.....	2013
HERR, Tom, 2b.....	1988
HERRMANN, Chris, c.....	2012-15
HESTON, Chris, p.....	2017
HICKS, Aaron, of.....	2013-15
HILDBERGER, Trevor, p.....	2017-19
HILL, Donnie, if.....	1992
*HILL, Herman, of.....	1969-70
HILL, Rich, p.....	2020
HISLE, Larry, of.....	1973-77
HOBBS, John, p.....	1981
HOCKING, Denny, ss.....	1993-03
HODGE, Ed, p.....	1984
HOEY, Jim, p.....	2011
HOLLINS, Dave, 3b.....	1996
HOLLY, Jeff, p.....	1977-79
HOLM, Steve, c.....	2011
*HOLT, Jim, of.....	1968-74
HORSMAN, Vince, p.....	1995
*HOWE, Steve, p.....	1985
HRBEK, Kent, 1b.....	1981-94
HUBER, Justin, 1b.....	2009
HUDSON, Orlando, 2b.....	2010
HUGHES, Dusty, p.....	2011
HUGHES, Jim, p.....	1974-77
HUGHES, Luke, if.....	2010-12
HUGHES, Phil, p.....	2014-18
HUMBER, Phillip, p.....	2008-09
HUNDLEY, Randy, c.....	1974
HUNTER, Tori, of.....	1997-2007, 15
HUSKEY, Butch, of.....	2000

I	
*INGRAM, Riccardo, of.....	1995
IRVIN, Cole, p.....	2024
*IZQUIERDO, Hank, c.....	1967

J	
JACKSON, Darrell, p.....	1978-82
JACKSON, Darrin, of.....	1997
JACKSON, Jay, p.....	2024
JACKSON, Michael, p.....	2002
JACKSON, Ron, 1b.....	1979-81
JACKSON, Roy Lee, p.....	1986
*JACOBS, Lamar "Jake", of.....	1961
JAMES, Chuck, p.....	2011
JARVIS, Kevin, p.....	1997
JAX, Griffin, p.....	2021—
JEFFERS, Ryan, c.....	2020—
JENSEN, Marcus, c.....	2000
JENSEN, Kevin, p.....	2015-16
JIMÉNEZ, Houston, ss.....	1983-84
JOHNSON, Adam, p.....	2001, 03
JOHNSON, Dave, p.....	1977-78
JOHNSON, Kris, p.....	2014
JOHNSON, Randy, of.....	1982
JOHNSON, Tom, p.....	1974-78
JOHNSTON, Greg, of.....	1980-81
JONES, Garrett, 1b/of.....	2007
JONES, Jacques, of.....	1999-05
JONES, Todd, p.....	2001
JORGE, Félix, p.....	2017
JORGENSEN, Ryan, c.....	2008
JORGENSEN, Terry, 3b.....	1989, 92-93
JULIEN, Edouard, if.....	2023—

K	
KAAT, Jim, p.....	1961-73
KEIRSEY JR., DaShawn, of.....	2024—
KELLER, Ron, p.....	1966, 68
*KELLY, Pat, of.....	1967-68
KELLY, Roberto, of.....	1996-97
KELLY, Tom, 1b.....	1975
KEPLER, Max, of.....	2015-24
KEPPEL, Bobby, p.....	2009
KEUCHEL, Dallas, p.....	2023

PLAYER	SEASONS
KIELTY, Bobby, of.....	2001-03
*KILLBREW, Harmon, 1b.....	1961-74
*KINDALL, Jerry, 2b.....	1964-65
KINLEY, Tyler, p.....	2018
KINNEY, Matt, p.....	2000, 02
KINNUNEN, Mike, p.....	1980
KINTZLER, Brandon, p.....	2016-17
KIPPER, Bob, p.....	1992
KIRILLOFF, Alex, 1b/of.....	2020-24
KLAUITTER, Tom, p.....	1985
*KLINE, Ron, p.....	1967
KLINGENBECK, Scott, p.....	1985-96
KLINK, Joe, p.....	1987
*KLIPSTEIN, Johnny, p.....	1964-66
KNORLAUCH, Chuck, 2b.....	1991-97
KOMATSU, Erik, of.....	2012
KOOSMAN, Jerry, p.....	1979-81
KORECKY, Bobby, p.....	2008
KOSCO, Andy, of.....	1965-67
KOSKIE, Corey, 3b.....	1998-04
KOSTRO, Frank, of.....	1964-65, 67-69
*KRALICK, Jack, p.....	1961-63
KRUEGER, Bill, p.....	1992
KUBEL, Jason, of.....	2004, 06-11, 14
KUNTZ, Rusty, of.....	1983
*KUSICK, Craig, 1b.....	1973-79

L	
LaMARRE, Ryan, of.....	2018-19
LAMB, David, if.....	2002
LAMB, Mike, 3b.....	2008
LANDREAUX, Ken, of.....	1979-80
LARKIN, Gene, 1b/of.....	1987-93
LARNACH, Trevor, of.....	2021—
LaROCHE, Dave, p.....	1872
*LASHER, Fred, p.....	1963
LATHAM, Bill, p.....	1986
LATHAM, Chris, of.....	1997-99
LAUDNER, Tim, c.....	1981-89
LAW, Derek, p.....	2021
LAWTON, Matt, of.....	1995-01
*LEA, Charlie, p.....	1988
LEACH, Terry, p.....	1990-91
LeCROY, Matt, c/1b.....	2000-05, 07
LEE, Brooks, if.....	2024—
LEE, Derek, of.....	1993
LEE, Don, p.....	1961-62
LEIUS, Scott, 3b.....	1990-95
*LEMON, Jim, of.....	1961-63
LEÓN, Sandy, c.....	2022
*LEPCIO, Ted, 3b.....	1961
LEWIS, Jim, p.....	1983
LEWIS, Royce, if.....	2022—
LIN, Tzu-Wei, if.....	2021
LIGHT, Pat, p.....	2016
LINCOLN, Mike, p.....	1999-2000
LIRIANO, Francisco, p.....	2005-06, 08-12
LIRIANO, Nelson, 2b.....	1990
*LIS, Joe, 1b.....	1973-74
LITTLE, Zack, p.....	2018-20
LITTLE, Jeff, p.....	1982
LOHSE, Kyle, p.....	2001-06
LOMBARDOZZI, Steve, 2b.....	1985-88
LOOK, Bruce, c.....	1968
LÓPEZ, Jorge, p.....	2022-23
LÓPEZ, Pablo, p.....	2023—
*LOWRY, Dwight, c.....	1988
LUEBBER, Steve, p.....	1971-72, 76
LUNDSTEDT, Tom, c.....	1975
LUPLOW, Jordan, of/1b.....	2023
LYNN, Lance, p.....	2018
LYSANDER, Rick, p.....	1983-85

M	
MAAS, Kevin, 1b.....	1995
MACHADO, Alejandro, if.....	2007
MACK, Shane, of.....	1990-94
MACKANIN, Pete, if.....	1980-81
MACRI, Matt, if.....	2008
MAEDA, Kenta, p.....	2020-23
MAGGI, Drew, if.....	2021
MAGILL, Matt, p.....	2018-19
MAHAY, Ron, p.....	2009-10
MAHLE, Tyler, p.....	2022-23
MAHOMES, Pat, p.....	1992-96
MAKSUDIÁN, Mike, c/1b.....	1993
MALONEY, Matt, p.....	2012
*MANNING, Jim, p.....	1962
MANRIQUE, Fred, 2b.....	1990
MANSHIP, Jeff, p.....	2009-12
MANUEL, Charlie, of.....	1969-72
*MARANDA, Georges, p.....	1962
MARGOT, Manny, of.....	2024
MARGUÍS, Jason, p.....	2012
*MARSHALL, Mike, p.....	1978-80
MARTIN, Austin, utl.....	2024—

TWINS ALL-TIME ROSTER - 1961-2024

PLAYER	SEASONS
*MARTIN, Billy, 2b	1961
*MARTINEZ, Orlando "Marty", ss	1962
MARTINEZ, Tippy, p	1988
MARTIS, Sharon, p	2013
MASON, Mike, p	1988
MASTELLER, Dan, 1b/of	1995
MASTROIANNI, Danny, of	2012-14, 16
MATTHEWS, Zebby, p	2024—
MAUER, Joe, c/1b	2004-18
MAXWELL, Jason, 2b	2000-01
MAY, Trevor, p	2014-20
MAYS, Joe, p	1999-2003, 05
McCABE, Joe, c	1964
*McCARTY, Dave, 1b/of	1993-95
*McCRACKEN, Quinton, of	2001
*McDEVITT, Danny, p	1961
McDONALD, Darnell, of	2007
McKay, Dave, 3b	1975-76
MEARES, Pat, ss	1993-98
MEGILL, Trevor, p	2022
MEIER, Dave, of	1984-85
MEJIA, Adalberto, p	2016-19
MELVILLE, Tim, p	2017
*MENDOZA, Minnie, 3b	1970
MERCADO, Orlando, c	1989
MERCEDES, Orlando, 1b/of	1998
MERRIMAN, Brett, p	1993-94
MERRITT, Jim, p	1965-68
MERULLO, Matt, c	1995
MEYER, Alex, p	2015-16
MIENTKIEWICZ, Doug, 1b	1998-04
MIJARES, José, p	2008-11
MILBOURNE, Larry, 2b	1982
MILCHIN, Mike, p	1996
*MILLER, Bob, p	1968-69
MILLER, Corky, c	2005
MILLER, Damian, c	1997
MILLER, Ian, of	2019
MILLER, Jason, p	2007
MILLER, Travis, p	1986-02
MILONE, Tommy, p	2014-16
MILTON, Eric, p	1998-03
MINAYA, Juan, p	2021-22
*MINCHER, Don, 1b	1961-66
MIRANDA, Jose, if	2022—
MITCHELL, Bobby, of	1982-83
MITTERWALD, George, c	1966, 68-73
MOELLER, Chad, c	2000
MOHR, Dustan, of	2001-03
MOLITOR, Paul, dh/1b	1996-98
MONROE, Craig, of	2008
*MONZON, Dan, 2b	1972-73
*MOORE, Ray, p	1961-63
MORALES, Jose M., c	1978-80
MORALES, José G., c	2007, 09-10
MORALES, Kendrys, dh/1b	2014
MORAN, Jovani, p	2021-24
MORGAN, Mike, p	1998
MORILLO, Juan, p	2009
MORIN, Mike, p	2019
MORNEAU, Justin, 1b	2003-13
*MORRIS, Danny, p	1968-69
MORRIS, Jack, p	1991
MORRIS, Warren, if	2002
MORRISON, Logan, 1b/dh	2018
MOSES, John, of	1988-90
MOTA, Danny, p	2000
MOTTER, Taylor, if/of	2018
MOYA, Gabriel, p	2017-18
MULHOLLAND, Terry, p	2004-05
MULVEY, Kevin, p	2009
MUNOZ, Oscar, p	1995
MUNOZ, Pedro, of	1990-95
MURPHY, John Ryan, c	2016
MYERS, Greg, c	1996-97

N	
NAKAMURA, Micheal, p	2003
*NARAGON, Hal, c	1961-62
*NASH, Cotton, 1b	1969-70
NATHAN, Joe, p	2004-09, 11
NAULTY, Dan, p	1996-98
NEAGLE, Denny, p	1991
*NELSON, Mel, p	1965, 67
NESHEK, Pat, p	2006-08, 10
NETTLES, Graig, of	1967-69
NETTLES, Jim, of	1970-72
NEWIN, Phil, dh	2006
NEWMAN, Al, if	1987-91
*NIEKRO, Joe, p	1987-88
NIEMANN, Randy, p	1987
NIESON, Chuck, p	1964
NIETO, Tom, c	1987-88
NISHIOKA, Tsuyoshi, if	2011-12
NIXON, Otis, of	1998
*NIXON, Russ, c	1966-67
NOLASCO, Ricky, p	2014-16
NORTON, Tom, p	1972

PLAYER	SEASONS
NORWOOD, Willie, of	1977-80
NOSSEK, Joe, of	1964-66
NUNEZ, Eduardo, if	2014-16

O	
OBER, Bailey, p	2021—
OCHOA, Alex, of	1998
O'CONNOR, Jack, p	1981-84
O'ROURKE, Ryan, p	2015-16
ODORIZZI, Jake, p	2018-20
OLKERS, Bryan, p	1983
OFFERMAN, Jose, if	2004
OJEDA, Augie, if	2004
Okerl, Steven, p	2024
OLIVA, Tony, of	1962-76
OLIVERAS, Francisco, p	1989
OLIVEROS, Lester, p	2011-12, 14
OLLOM, Jim, p	1966-67
OLSON, Greg, c	1989
OLSON, Gregg, p	1997
OROSCO, Jesse, p	2003
ORTEGA, Oliver, p	2023
ORTIZ, David, 1b/dh	1997-02
ORTIZ, Junior, c	1990-91
ORTIZ, Ramón, p	2007

P	
PACELLA, John, p	1982
PADDACK, Chris, p	2022—
PAGAN, Emilio, p	2022-23
PAGLIARULO, Mike, 3b	1991-93
PALACIOS, Jermaine, if	2022
*PALMQUIST, Ed, p	1961
PARK, Byung Ho, 1b/dh	2016
PARKER, Blake, p	2019
PARKS, Derek, c	1992-94
PARMELEE, Chris, 1b/of	2011-14
PARRA, José, p	1995-96
PASCUAL, Camilo, p	1961-66
PASHNICK, Larry, p	1984
*PASTORE, Frank, p	1986
PAVANO, Carl, p	2009-12
PAZIK, Mike, p	1975-77
PELFREY, Mike, p	2013-15
PERDOMO, Luis, p	2012
PEREZ, Martin, p	2019
PERKINS, Dan, p	1999
PERKINS, Glen, p	2006-17
PERLOZZO, Sam, 2b	1977
*PERMANOSKI, Ron, p	1988-71
PERRY, Jim, p	1963-72
PERZANOWSKI, Stan, p	1978
PETTIBONE, Jay, p	1983
PETIT, Gregorio, if	2018
PIERZYNSKI, A.J., c	1998-03
PINEDA, Michael, p	2019
PINO, Yohan, p	2014
PINTO, Josmil, c	2013-14
PITTARO, Chris, 2b	1986-87
PLEIS, Bill, p	1961-66
POUFFE, Trevor, if	2010-16
POEPPING, Mike, of	1975
POLANCO, Jorge, if	2014-23
PONSON, Sidney, p	2007
POPPEN, Sean, p	2019-20
PORTUGAL, Mark, p	1985-88
*POST, Wally, of	1963
POWELL, Hosken, of	1978-81
POWELL, Paul, of	1971
*POWER, Vic, 1b	1962-64
PRESLEY, Alex, of	2013
PRESSLEY, Ryan, p	2013-18
PRIDIE, Jason, of	2008-09
PRIETO, Alex, if	2013-04
PRINCE, Tom, c	2001-03
*PUCKETT, Kirby, of	1984-95
*PULIDO, Carlos, p	1994, 03-04
PUNTO, Nick, if	2004-10
PUTNAM, Pat, 1b	1984

Q	
*QUILICI, Frank, 2b	1965, 67-70
QUINLAN, Tom, 3b	1996
QUINONES, Luis, if	1992

R	
RAABE, Brian, 2b	1995-96
RABE, Josh, of	2006-07
RADKE, Brad, p	1995-06
RADLOSKY, Rob, p	1999
RAMIREZ, Neil, p	2016
RAMIREZ, Wilkin, of	2013
RAMOS, Pedro, p	1961
RAMOS, Wilson, c	2010
RANDALL, Bob, 2b	1976-80

TWINS ALL-TIME ROSTER - 1961-2024

PLAYER	SEASONS
RATH, Gary, p.....	1999
RATLIFF, Paul, c.....	1963, 70-71
RAUCH, Jon, p.....	2009-10
RAWLEY, Shane, p.....	1989
REARDON, Jeff, p.....	1987-89
REBOULET, Jeff, if.....	1992-96
REDFERN, Pete, p.....	1976-82
REDMAN, Mark, p.....	1999-01
REDMOND, Mike, c.....	2005-09
REED, Addison, p.....	2018
REED, Darren, of.....	1992
REED, Jeff, c.....	1984-86
REED, Rick, p.....	2001-03
REESE, Rich, 1b.....	1964-73
REFSNYDER, Rob, of.....	2021
RENICK, Rick, 3b.....	1969-72
REPKO, Jason, of.....	2010-11
RESTOVICH, Michael, of.....	2002-04
REVERE, Ben, of.....	2010-12
REYES, Denny, p.....	2006-08
RICHARDS, Trevor, p.....	2024
RIDDLE, JT, if.....	2021
RINCÓN, Juan, p.....	2001-08
RITCHIE, Todd, p.....	1997-98
RIVAS, Luis, 2b.....	2000-05
RIVERA, Bombo, of.....	1978-80
RIVERA, René, c.....	2011
ROA, Joe, p.....	2004
ROBERTSON, Rich, p.....	1995-97
ROBERTSON, Tyler, p.....	2012-13
ROBINSON, Shane, of.....	2015
ROBLES, Hansel, p.....	2021
RODNEY, Fernando, p.....	2018
RODRIGUEZ, Dereck, p.....	2022-23
RODRIGUEZ, Frankie, p.....	1995-98
RODRIGUEZ, José, p.....	2002
RODRIGUEZ, Luis, if.....	2005-07
RODRIGUEZ, Vic, 3b.....	1989
ROSENCKE, Josh, p.....	2013
ROGERS, Kenny, p.....	2003
ROGERS, Taylor, p.....	2016-21
ROGGENBURK, Garry, p.....	1963, 65-66
*ROLAND, Jim, p.....	1962-64, 66-68
ROLLINS, Rich, 3b.....	1961-68
ROMERO, Fernando, p.....	2018-20
ROMERO, J.C., p.....	1999-05
ROMERO, Jhon, p.....	2022
ROMO, Sergio, p.....	2019-20
ROOF, Phil, c.....	1971-76
ROOKER, Brent, of.....	2020-21
ROSTVEDT, Ben, c.....	2021
ROSARIO, Eddie, of.....	2015-20
ROSARIO, Randy, p.....	2017
*ROSEBORO, John, c.....	1968-69
RUCINSKI, Drew, p.....	2017
RUIZ, Randy, 1b.....	2008
RYAN, Jason, p.....	1999-00
RYAN, Joe, p.....	2021—
RYAN, Mike, of.....	2002-05

S	
*SADOWSKI, Ted, p.....	1961-62
SALAS, Mark, c.....	1985-87
SAMPSON, Benji, p.....	1998-99
SANCHEZ, Aaron, p.....	2022
SÁNCHEZ, Alejandro "Alex", of.....	1986
SÁNCHEZ, Gary, c.....	2022
SANDERS, Ken, p.....	1973
SANDS, Cole, p.....	2022—
SANFORD, Mo, p.....	1995
SANO, Miguel, if.....	2015-22
SANTANA, Carlos, 1b/dh.....	2024
SANTANA, Danny, if/of.....	2014-17
SANTANA, Ervin, p.....	2015-18
SANTANA, Johan, p.....	2000-07
SANTIAGO, Hector, p.....	2016-17
SAVAGE, Jack, p.....	1990
SCARCE, Mac, p.....	1978
SCHAFER, Jordan, of.....	2014-15
SCHAFER, Logan, of.....	2016
SCHATZEDER, Dan, p.....	1987-88
SCHOOP, Jonathan, if.....	2019
*SCHROLL, Al, p.....	1961
SCHROM, Ken, p.....	1983-85
SCHUELER, Ron, p.....	1977
SCHULLSTROM, Erik, p.....	1994-95
SEARS, Todd, 1b.....	2002-03
SERAFINI, Dan, p.....	1996-98
SERUM, Gary, p.....	1977-79
SEVCIK, John, c.....	1965
SHAVE, Jon, 3b.....	1998
SHELLENBACK, Jim, p.....	1977
SHIELDS, Steve, p.....	1989
*SHIFFLETT, Garland "Duck", p.....	1964
SHOEMAKER, Matt, p.....	2021
*SIEBLER, Dwight, p.....	1963-67
SIERRA, Ruben, of.....	2006
SILVA, Carlos, p.....	2004-07

PLAYER	SEASONS
SIMMONS, Andrelton, if.....	2021
SINGER, Bill, p.....	1976
SLAMA, Anthony, p.....	2010-11
SLEGERS, Aaron, p.....	2017-18
SLOWEY, Kevin, p.....	2007-11
SMALLEY, Roy, ss.....	1976-82, 85-87
SMELTZER, Devin, p.....	2019-22
SMILEY, John, p.....	1992
SMITH, Joe, p.....	2022
SMITH, Mike, p.....	2006
SMITH, Ray, c.....	1981-83
SMITH, Roy, p.....	1986-90
SMITHSON, Mike, p.....	1984-87
*SNYDER, Jim, 2b.....	1961-62, 64
SODERHOLM, Eric, 3b.....	1971-75
SOFER, Rick, of.....	1979-81
SORRENTO, Paul, 1b.....	1989-91
SOLANO, Donovan, if.....	2023
SOTO, Elliot, if.....	2022-23
SPAN, Denard, of.....	2008-12
SPEIER, Chris, ss.....	1984
ST. CLAIRE, Randy, p.....	1989
STAHOWIAK, Scott, 1b.....	1993, 95-98
STANFIELD, Kevin, p.....	1979
*STANGE, Lee, p.....	1961-64
STASHAK, Cody, p.....	2019-22
STAUFFER, Tim, p.....	2015
STEAUMONT, Josh, p.....	2024
STEINBACH, Terry, c.....	1997-99
STEINHOUSE, Mike, of.....	1985
*STEPHEN, Buzz, p.....	1968
STEVENS, Dave, p.....	1994-97
STEVENSON, Andrew, of.....	2023
STEWART, Brock, p.....	2022—
STEWART, Kohl, p.....	2018-19
STEWART, Shannon, of.....	2003-06
STIGMAN, Dick, p.....	1962-65
*STOBBS, Chuck, p.....	1961
STRAKER, Les, p.....	1987-88
STRICKLAND, Jim, p.....	1971-73
*SULLIVAN, Frank, p.....	1962-63
SUTTON, John, p.....	1978
SUZUKI, Kurt, c.....	2014-16
SWARZAK, Anthony, p.....	2009, 11-14
SWINDELL, Greg, p.....	1997-98

T	
TAPANI, Kevin, p.....	1989-95
TAYLOR, Michael A., of.....	2023
TELIS, Tomás, c.....	2021
TEPECOS, Nick, ss.....	2017
TERRELL, Jerry, ss.....	1973-77
TEUFEL, Tim, 2b.....	1983-85
TEWKSBURY, Bob, p.....	1997-98
THAYER, Greg, p.....	1978
THIELBAR, Caleb, p.....	2013-15, 20-24
THOMAS, Brad, p.....	2001, 03-04
THOMAS, Clete, of.....	2012-13
THOMAS, George, of.....	1971
THOME, Jim, if.....	2010-11
THOMPSON, Aaron, p.....	2014-15
*THOMPSON, Danny, ss.....	1970-76
THORMOSCARD, Paul, p.....	1977-79
THORNBURG, Tyler, p.....	2022
THORPE, Lewis, p.....	2019-21
*TIANT, Luis, p.....	1970
TIFFEE, Terry, 3b.....	2004-06
*TISCHINSKI, Tom, c.....	1969-71
TOLBERT, Matt, if.....	2008-11
TOLIVER, Fred, p.....	1988-89
TONKIN, Michael, p.....	2013-17, 24—
TOPA, Justin, p.....	2024—
TORRES, Carlos, p.....	2019
TORREYES, Ronald, if.....	2019
TORNE, Melvin, 1b.....	1988
TOSONI, Rene, of.....	2011
*TOVAR, César, of.....	1965-72
TROMBLEY, Mike, p.....	1992-99, 2002
TSAMIS, George, p.....	1993
TUNNELL, Lee, p.....	1989
TURLEY, Nik, p.....	2017
*TUTTLE, Bill, of.....	1961-63
TYNER, Jason, of.....	2005-07

U	
*UHLAENDER, Ted, of.....	1965-69
ULLGER, Scott, 1b.....	1983
URSHELA, Gio, if.....	2022

V	
*VALESPINO, Sandy, of.....	1965-67
VALDIVIELSO, José, ss.....	1961
VALENCIA, Danny, if.....	2010-12
VALENTIN, Javier, c.....	1997-99, 02
*VALO, Elmer, of.....	1961
VARGAS, Kennys, dh/1b.....	2014-17

TWINS ALL-TIME ROSTER - 1961-2024

PLAYER	SEASONS
VARGAS, Ildemaro, if.....2020
VARLAND, Louis, p.....2022—
VASQUEZ, Andrew, p.....2018
VASQUEZ, Esmerling, p.....2012
VÁZQUEZ, Christian, c.....2023—
VEGA, Jesús, 1b.....1979-80, 82
VERHOEVEN, John, p.....1980-81
*VERSALLES, Zolito, ss.....1961-67
*VESELIC, Bob, p.....1980-81
VINCENT, Nick, p.....2021
VIOLA, Frank, p.....1982-89

W

WADDELL, Brandon, p.....2021
WADE JR., LaMonte, of.....2019-20
WALBECK, Matt, c.....1994-96
WALDROP, Kyle, p.....2011-12
WALKER, Todd, 3b.....1996-00
WALLNER, Matt, of.....2022—
WALTERS, Charley, p.....1969
WALTERS, Mike, p.....1983-84
WALTERS, P.J., p.....2012-13
*WALTON, Danny, of.....1973, 75
WARD, Gary, of.....1979-83
*WARD, Jay, 3b.....1963-64
WARDLE, Curt, p.....1984-85
WASHINGTON, Ron, ss.....1981-86
WATKINS, Scott, p.....1995
WATKINS, Tommy, if.....2007
WAYNE, Gary, p.....1989-92
WEBSTER, Lenny, c.....1989-93
WELLS, Bob, p.....1999-02
WELLS, Greg "Boomer", 1b.....1982
*WERTZ, Vic, 1b.....1963
*WEST, David, p.....1989-92
WHEELER, Jason, p.....2017
*WHISENANT, Pete, of.....1961
*WHITBY, Bill, p.....1964
WHITE, Randall, of.....2006-07
WHITEFIELD, Aaron, of.....2020
WHITEHOUSE, Len, p.....1983-85
WILEY, Mark, p.....1975
WILFONG, Rob, 2b.....1977-82
WILK, Adam, p.....2017
WILLIAMS, Albert, p.....1980-84
*WILLIAMS, Don, p.....1963
WILLIAMS, Glenn, 3b.....2005
*WILLIAMS, Stan, p.....1970-71
WILLINGHAM, Josh, of.....2012-14
WILLIS, Carl, p.....1991-95
WILSON, Bobby, c.....2018
WILSON, Tack, of.....1983
WIMMERS, Alex, p.....2016-17
WINDER, Josh, p.....2022-24
WINFIELD, Dave, of.....1993-94
WINN, Jim, p.....1988
WISLER, Matt, p.....2020
WOLFE, Larry, if.....1977-78
WOODS, Al, of.....1986
WOODS RICHARDSON, Simeon, p.....2022—
WOODSON, Dick, p.....1969-70, 72-74
WORLEY, Vance, p.....2013
WORTHINGTON, Al, p.....1964-69
WYNEGAR, Butch, c.....1976-82

Y

YETT, Richard, p.....1985, 90
YOUNG, Delmon, of.....2008-11

Z

ZAHN, Geoff, p.....1977-80
ZEPP, Bill, p.....1969-70
*ZIMMERMAN, Jerry, c.....1962-68

(* — deceased.) **982 players (522 pitchers, 460 position players)**

TWINS UNIFORM NUMBERS - 1961-2024

0

Junior Ortiz, 1990-91
Billy Hamilton, 2022

1

Reno Bertoia, 1961
Billy Martin, 1961
Bernie Allen, 1963-64
Billy Martin, 1965-68 (Coach)
Billy Martin, 1969 (Manager)
Eric Soderholm, 1971-72
Rich Reese, 1973
Sergio Ferrer, 1974-75
Jerry Terrell, 1975-77
Larry Wolfe, 1978
Jesús Vega, 1980
Tim Corcoran, 1981
Ray Smith, 1982
Houston Jiménez, 1983
Álvaro Espinoza, 1984-86
John Moses, 1988-90
Jarvis Brown, 1991-92
Alex Cole, 1994-95
Otis Nixon, 1998
Jay Canizaro, 2000, '02
Jason Kubel, 2004
Luis Castillo, 2006-07
Orlando Hudson, 2010
Tsuyoshi Nishioka, 2011-12
Alex Presley, 2013
Sam Fuld, 2014
Jordan Schafer, 2014-15
Nick Gordon, 2021-23

2

Zoilo Versalles, 1961-67
Frank Kostro, 1968-69
Graig Nettles, 1969
Frank Crosetti, 1970-71 (Coach)
Bobby Darwin, 1972-75
John Briggs, 1975
Craig Kusick, 1975
Steve Braun, 1976
Randy Bass, 1977
John Castino, 1979-84
Chris Pittaro, 1986-87
Wally Backman, 1989
Nelson Liriano, 1990
Donnie Hill, 1992
Pat Meares, 1993-98
Luis Rivas, 2000-05
Denard Span, 2008-12
Brian Dozier, 2013-18
Luis Arraez, 2019-22
Michael A. Taylor, 2023

3

Harmon Killebrew, 1961-74
*Number retired in honor of
Killebrew in 1975*

4

Bob Allison, 1961-70
Steve Braun, 1971-75
Gene Mauch, 1976-80 (Manager)
Mark Funderburk, 1981
Jim Eisenreich, 1982-84
Chris Speier, 1984
Steve Lombardozzi, 1985-88
Orlando Mercado, 1989
Chip Hale, 1990-95
Paul Molitor, 1996-98
Paul Molitor, 2000-01, '03 (Coach)
Augie Ojeda, 2004
Paul Molitor, 2014-18 (Coach/Manager)
Ildemaro Vargas, 2020
Carlos Correa, 2022-24

5

José Valdivielso, 1961
Don Mincher, 1962-66
Russ Nixon, 1967
Bob Oldis, 1968 (Coach)
Leo Cardenas, 1969-70
Danny Thompson, 1970-76

Roy Smalley, 1976-82, '85-87
Ray Smith, 1983
Houston Jiménez, 1984
Jim Dwyer, 1988-90
Pedro Muñoz, 1990-95
Roberto Kelly, 1996-97
Brent Gates, 1998-99
Michael Cuddyer, 2001-11
Eduardo Escobar, 2012-18
Rocco Baldelli, 2019-24 (Manager)

6

Billy Consolo, 1961
Ted Lepcio, 1961
Jim Snyder, 1962
Vic Wertz, 1963
Tony Oliva, 1964-75
Tony Oliva, 1976 (Player-Coach)
Tony Oliva, 1977-78, '85-91 (Coach)
*Number retired in honor of
Oliva in 1991*

7

Lenny Green, 1961-64
Jimmie Hall, 1964-66
Frank Quilici, 1967-70
Paul Ray Powell, 1971
Jim Nettles, 1971-72
Jerry Terrell, 1973-74
Danny Walton, 1975
Dave McKay, 1975-76
Rob Wilfong, 1977-82
Larry Milbourne, 1982
Boomer Wells, 1982
Scott Ullger, 1983
Dave Meier, 1984-85
Greg Gagne, 1987-92
Denny Hocking, 1993-2003
Joe Mauer, 2004-18
*Number retired in honor of
Mauer in 2019*

8

Hal Naragon, 1961
Johnny Goryl, 1963-64
Bernie Allen, 1965
Andy Kosco, 1965-66
Ron Clark, 1967-69
Paul Ratliff, 1970-71
Phil Roof, 1971-76
Glenn Adams, 1977-81
Gary Gaetti, 1982-90
Dave McCarty, 1993-95
Ron Coomer, 1996-2000
Quinton McCracken, 2001
Javier Valentin, 2002
Chris Gomez, 2003
Nick Punto, 2004-10
Jamey Carroll, 2012-13
Kurt Suzuki, 2014-16
Zack Granite, 2017
Derek Shelton, 2019 (Coach)
Mitch Garver, 2020-21
Jake Cave, 2022
Christian Vázquez, 2023-24

9

Billy Gardner, 1961
Rich Rollins, 1961-68
Charlie Manuel, 1969-72
Larry Hisle, 1973-77
Bombo Rivera, 1978-80
Mickey Hatcher, 1981-86
Gene Larkin, 1987-93
Matt Walbeck, 1995-96
Orlando Merced, 1998
A.J. Pierzynski, 1998-99
Jason Maxwell, 2000-01
Steve Liddle, 2002-12 (Coach)
Ryan Doumit, 2013
Eduardo Núñez, 2014-16
Matt Belisle, 2017
Derek Shelton, 2018 (Coach)
Marwin Gonzalez, 2019-20
Andrelton Simmons, 2021
Tim Beckham, 2022
Trevor Larnach, 2023-24

10

Earl Battey, 1961-67
John Roseboro, 1968
Rick Renick, 1968-72
Joe Lis, 1973-74
Pat Bourque, 1974
Lyman Bostock, 1975-77
Hosken Powell, 1978-81
Bobby Mitchell, 1982-83
Jeff Reed, 1984-86
Tom Kelly, 1987-2001 (Manager)
*Number retired in honor of
Kelly in 2012*

11

Ron Henry, 1961
George Banks, 1962-64
Frank Kostro, 1964-65
Frank Quilici, 1965
Bernie Allen, 1966
Ted Uhlaender, 1967-69
Brant Aleya, 1970-71
Steve Brye, 1972-76
Terry "Bud" Bulling, 1977
Sal Butera, 1980-82
Rusty Kuntz, 1983
Tim Teufel, 1983-85
Al Woods, 1986
Ron Nieto, 1987-88
Greg Olson, 1989
Chuck Knoblauch, 1991-97
Jacque Jones, 1999-2005
Josh Rabe, 2006-07
Jason Pridie, 2008-09
Ben Revere, 2011-12
Clete Thomas, 2013
Jason Barlett, 2014
Jorge Polanco, 2014-23

12

Bernie Allen, 1962-63
Ron Henry, 1964
Joe McCabe, 1964
César Tovar, 1965-72
Danny Walton, 1973
Eric Soderholm, 1974-75
Rich Chiles, 1977-78
Rick Soffield, 1979-81
Lenny Faedo, 1982-84
Tack Wilson, 1983
Mark Salas, 1985-87
Brian Harper, 1988-93
Matt Merullo, 1995
Chip Hale, 1996
Todd Walker, 1997-2000
Danny Ardoin, 2000
Tom Prince, 2001-03
Michael Ryan, 2004-05
Jason Tyner, 2007
Adam Everett, 2008
Alexi Casilla, 2010-12
Chris Herrmann, 2013-15
John Ryan Murphy, 2016
Jake Odorizzi, 2018-20
Kevin Morgan, 2021 (Coach)
Emilio Pagan, 2022
Kyle Farmer, 2023-24

13

Bill Tuttle, 1961-62
Rich Reese, 1964-65
John Roseboro, 1968-69
Dick Woodson, 1972-74
Tom Lundstedt, 1975
Mike Pagliarulo, 1991-93
Todd Walker, 1996
Jerry White, 1999-2012 (Coach)
Jason Kubel, 2014
Gene Glynn, 2015-18 (Coach)
Enire Adrianza, 2019-20
Travis Blankenhorn, 2021
Trevor Larnach, 2022
Joey Gallo, 2023
Manny Margot, 2024

TWINS UNIFORM NUMBERS - 1961-2024

14

Pedro Ramos, 1961
Sam Mele, 1961-67 (Coach/Manager)
Danny Monzon, 1972-73
Glenn Borgmann, 1974-79
Pete Mackanin, 1980-81
Kent Hrbek, 1982-94
Number retired in honor of Hrbek in 1995

15

Jack Kralick, 1961-63
Bill Dailey, 1963-64
Al Worthington, 1964-68
George Mitterwald, 1969-73
Randy Hundley, 1974
Dan Ford, 1975-78
Ron Jackson, 1979-81
Tim Laidner, 1981-89
Lenny Webster, 1991-93
Ron Coomer, 1995
Dave Hollins, 1996
Darrin Jackson, 1997
Jon Shave, 1998
Cristian Guzmán, 1999-2004
Brent Abernathy, 2005
Phil Nevin, 2006
Glen Perkins, 2008-17
Jason Castro, 2018-19
Homer Bailey, 2020
JT Riddle, 2021
Joe Urshela, 2022
Emilio Pagan, 2023

16

Bert Cueto, 1961
Johnny Goryl, 1962
Joe Nosske, 1964
Jerry Kindall, 1964-65
Ted Uhlander, 1966
Frank Kostr, 1967
Ron Perranski, 1968-71
Bob Gebhard, 1971-72
Dan Fife, 1973-74
Tom Kelly, 1975
Eddie Bane, 1975
Butch Wynegar, 1976-82
Frank Viola, 1982-89
Bob Kipper, 1992
Derek Parks, 1992-94
Dan Masteller, 1995
Dan Serafini, 1996-98
Midre Cummings, 1999-2000
Doug Mientkiewicz, 2001-04
Glenn Williams, 2005
Jason Kubel, 2006-11
Josh Willingham, 2012-14
Doug Mientkiewicz, 2016 (Coach)
Ehire Adrianza, 2017-18
Jonathan Schoop, 2019
Alex Avila, 2020
Bailey Ober, 2022
Jordan Luplow, 2023
Steven Okert, 2024

17

Camilo Pascual, 1961-66
Jim Merritt, 1967
Joe Grzenda, 1969
Leo Cardenas, 1970-71
Dave LaRoche, 1972
Bill Hands, 1973
Bill Butler, 1974-75
Pete Redfern, 1976-82
Bryan Oelkers, 1983
Eddie Hodge, 1984
Dennis Burt, 1985-86
Les Straker, 1987-88
Rick Aguilara, 1989
Fred Manrique, 1990
Larry Casian, 1991
Jeff Reboulet, 1992-96
Greg Swindell, 1997-98
Dustan Mohr, 2001-03
Alex Prieto, 2004
Juan Castro, 2005-06
Pat Neshek, 2006-10
Lester Oliveros, 2011-12

Doug Bernier, 2013-15
Kendrys Morales, 2014
José Berrios, 2016-21
Chris Archer, 2022
Bailey Ober, 2023-24

18

Paul Giel, 1961
Danny McDevitt, 1961
Dick Stigman, 1962-65
Rich Reese, 1966
Jim Ollom, 1967
Tom Hall, 1968
Dick Woodson, 1969
Bill Rigney, 1970-72 (Manager)
Eddie Bane, 1973, '76
Mike Pazik, 1975
Mark Wiley, 1975
Don Carrithers, 1977
Greg Thayer, 1978
Paul Hartzell, 1979
Greg Johnston, 1980
Ray Smith, 1981
Terry Felton, 1982
Ken Schrom, 1983-85
Alejandro Sánchez, 1986
Don Baylor, 1987
Tom Herr, 1988
Kelvin Torve, 1988
Shane Rawley, 1989
Paul Sorrento, 1991
Darren Reed, 1992
Eddie Guardado, 1993-2003, '08
Jason Bartlett, 2004-07
Matt Macri, 2008
Luis Ayala, 2009
Orlando Cabrera, 2009
Jason Repko, 2010-11
Ryan Doumit, 2012
Bobby Cuellar, 2013-14 (Coach)
Eddie Guardado, 2015-18 (Coach)
Mitch Garver, 2019
Kenta Maeda, 2020-23

19

Jim Donohue, 1962
Bill "Shorty" Pleis, 1962-66
Jim Roland, 1967-68
Al Worthington, 1969
Herman Hill, 1970
Sal Campisi, 1971
Jim Strickland, 1971-73
Tom Burgmeier, 1974-77
Roger Erickson, 1978-82
John Pacella, 1982
Rick Lysander, 1983-85
Larry Pashnick, 1984
Roy Smith, 1986
Randy Niemann, 1987
Mark Portugal, 1988
Larry Casian, 1990
Scott Erickson, 1991-95
Greg Hansell, 1996
Bob Tewksbury, 1997
Mike Lincoln, 1999-2000
Grant Balfour, 2001, '03-04
Mike Trombley, 2002
Mike Smith, 2006
Sidney Ponson, 2007
Howie Clark, 2008
Justin Huber, 2009
Danny Valencia, 2010-11
Darin Mastroianni, 2012-14
Kennys Vargas, 2014-17
Ryne Harper, 2019
Alex Kirilloff, 2021-24

20

Don Lee, 1961-62
Frank Sullivan, 1962-63
Lee Stange, 1963-64
Bill Bethea, 1964
John Secvik, 1965
Russ Nixon, 1966-67
Rich Reese, 1967-72
Ken Sanders, 1973
Vic Albury, 1973-76
Gary Serum, 1977-79

Bob Veselic, 1980
Dave Engle, 1981-85
Billy Beane, 1986-87
Mike Mason, 1988
John Christensen, 1988
Vic Rodriguez, 1989
Jack Savage, 1990
Pat Mahomes, 1992-96
Travis Miller, 1997-2002
José Rodríguez, 2002
Lew Ford, 2003-07
Matt Tolbert, 2008-11
Brian Dozier, 2012
Josh Roenicke, 2013
Chris Colabello, 2014
Eddie Rosario, 2015-20
John Donaldson, 2021
Chris Paddock, 2022-24

21

Ray Moore, 1961-63
Garland "Duck" Shifflett, 1964
Bill Fischer, 1964
Gary Dotter, 1964
Bernie Allen, 1966
Walter Bond, 1967
Hank Izquierdo, 1967
Bob Miller, 1968
Tom Hall, 1969-71
Wayne Granger, 1972
Joe Decker, 1973-76
Tom Johnson, 1976-78
Jeff Holly, 1979
Terry Felton, 1979
Lenny Faedo, 1980-81
Greg Johnston, 1981
Jesús Vega, 1982
Jim Lewis, 1983
Keith Comstock, 1984
Andre David, 1984, '86
George Frazier, 1987
Doug Baker, 1988-90
Mike Trombley, 1992-99
Eric Milton, 2000-03
Henry Blanco, 2004
Bret Boone, 2005
Jason Tyner, 2005
Ruben Sierra, 2006
Matt Garza, 2006-07
Delmon Young, 2008-11
Jason Marquis, 2012
Samuel Deduno, 2012-14
Shane Robinson, 2015
Darin Mastroianni, 2016
Jason Castro, 2017
Tyler Duffey, 2018-22
Austin Davis, 2022
Gilberto Celestino, 2023

22

Dan Dobbek, 1961
Jerry Zimmerman, 1962-68
Jerry Zimmerman, 1967 (Player-Coach)
Tom Tschinski, 1969-71
Tom Norton, 1972
Craig Kusick, 1974-79
John Briggs, 1975
John Verhoeven, 1980-81
Randy Johnson, 1982
Len Whitehouse, 1983-85
Keith Atherton, 1986-88
Carmelo Castillo, 1989-91
Bill Krueger, 1992
George Tsamis, 1993
Carlos Pulido, 1994
Brad Radke, 1996-2006
Carlos Gómez, 2008-09
Danny Valencia, 2012
Matt Carson, 2012
Wilkin Ramirez, 2013
Tim Stauffer, 2015
Miguel Sanó, 2015-22
Griffin Jax, 2023-24

TWINS UNIFORM NUMBERS - 1961-2024

23

Jim Lemon, 1961-63
 Dave Boswell, 1965-70
 Ray Corbin, 1971-75
 Steve Luebber, 1976
 Paul Thormodsgard, 1977-79
 Doug Corbett, 1980-82
 Pete Filson, 1982-86
 Roy Lee Jackson, 1986
 Roy Smith, 1987-90
 Willie Banks, 1991-93
 Matt Walbeck, 1994
 Greg Harris, 1995
 Tom Quinlan, 1996
 Todd Ritchie, 1997
 Benj Sampson, 1999
 Bobby Kielty, 2001-03
 Shannon Stewart, 2003-06
 Matthew LeCroy, 2007
 Brendan Harris, 2008-10
 Rene Tosoni, 2011
 Chris Herrmann, 2012
 Tom Brunansky, 2013-16 (Coach)
 Nick Tebesch, 2017
 Niko Goodrum, 2017
 Mitch Garver, 2018
 Nelson Cruz, 2020-21
 Royce Lewis, 2022-24

24

Pete Whisenant, 1961
 Ed Palmquist, 1961
 Paul Ratliff, 1963
 Joe Nossek, 1965-66
 Ron Clark, 1966
 Andy Kosco, 1967
 Jackie Hernández, 1967-68
 Darrell Brandon, 1969
 Steve Barber, 1970-71
 Pete Hamm, 1971
 George Thomas, 1971
 Glenn Borgmann, 1972
 Bill Campbell, 1973-76
 Willie Norwood, 1977-80
 Chuck Baker, 1981
 Tom Brunansky, 1982-88
 Shane Mack, 1990-94
 Kevin Maas, 1995
 Riccardo Ingram, 1995
 Greg Myers, 1996-97
 Travis Baptist, 1998
 Matthew LeCroy, 2000-05
 Rondell White, 2006-07
 Mike Lamb, 2008
 Joe Crede, 2009
 Trevor Plouffe, 2010-16
 Jaime Garcia, 2017
 Ryan LaMarre, 2018
 Logan Forsythe, 2018
 C.J. Cron, 2019
 Josh Donaldson, 2020
 Trevor Larnach, 2021
 Gary Sánchez, 2022
 Cole Irvin, 2024

25

Lamar Jacobs, 1961
 Jim Roland, 1964
 John Sevcik, 1965
 Dwight Siebler, 1965-67
 Pat Kelly, 1967-68
 Bruce Look, 1968
 Bill Zepp, 1969-70
 Rick Dempsey, 1971-72
 Mike Adams, 1972-73
 Luis Gómez, 1974-77
 Danny Goodwin, 1979-81
 Randy Bush, 1982-93
 Rich Becker, 1993-97
 Alex Ochoa, 1998
 Doug Mientkiewicz, 1999-2000
 Joe Mays, 2001-03, '05
 Alexi Casilla, 2006-09
 Jim Thome, 2010-11
 Erik Komatsu, 2012
 Pedro Florimón, 2012-14
 Byron Buxton, 2015-24

26

Jay Ward, 1963
 Bud Bloomfield, 1964
 Jerry Fosnow, 1964-65
 Jim Merritt, 1965-68
 Mel Nelson, 1967
 Jim Holt, 1970-74
 Mike Poepping, 1975
 Mike Pazik, 1976
 Mike Cabbage, 1976-80
 Kent Hrbek, 1981
 Darrell Brown, 1983-84
 Frank Eufemia, 1985
 Al Newman, 1987-91
 J. T. Bruett, 1992-93
 Brian Kaabe, 1995-96
 Kevin Jarvis, 1997
 Javier Valentín, 1997-99
 A. J. Pierzynski, 2000-03
 Pat Borders, 2004
 Boof Bonser, 2006-09
 José G. Morales, 2010
 Brian Dinkelman, 2011
 Eric Fryer, 2014-15
 Max Kepler, 2016-24

27

Chuck Stobbs, 1961
 Rubén Gómez, 1962
 Gary Dotter, 1963
 Mike Forniells, 1963
 Johnny Klippstein, 1965-66
 Ron Kline, 1967
 Danny Morris, 1968-69
 Charley Walters, 1969
 Jerry Crider, 1969
 Minnie Mendoza, 1970
 Bucky Guth, 1972
 Glenn Borgmann, 1973
 Dave Johnson, 1977-78
 Mike Bacsik, 1979-80
 Al Williams, 1980
 Brad Havens, 1981-83
 Mark Brown, 1985
 Mark Davidson, 1986-88
 Lee Tunnell, 1989
 Terry Jorgensen, 1992-93
 Mike Durant, 1996
 David Ortiz, 1997-2002
 Justin Morneau, 2003-05
 Willie Eyre, 2006
 Jeff Cirillo, 2007
 Matt Macri, 2008
 Craig Monroe, 2008
 J.J. Hardy, 2010
 Steve Holm, 2011
 Chris Parmelee, 2012-14
 Brandon Kintzler, 2016-17
 John Curtiss, 2017-18
 Ryan LaMarre, 2019
 Mike Bell, 2020 (Coach)
 Ryan Jeffers, 2021-24

28

Don Mincher, 1961
 Pedro Ramos, 1961
 Vic Power, 1962-64
 Sandy Valdespino, 1965-67
 Graig Nettles, 1968
 Bert Blyleven, 1970-76, '85-88
 Jim Shellenback, 1977
 Mac Scarce, 1978
 Mike Marshall, 1978-80
 Al Williams, 1980-84
 Chris Latham, 1998-99
 Marcus Jensen, 2000
 Jack Cressend, 2001-02
 Jesse Crain, 2004-10
 Number retired in honor of Blyleven in 2011

29

Julio Becquer, 1961
 Fred Lasher, 1963
 Wally Post, 1963
 Chuck Nieson, 1964
 Mel Nelson, 1965
 George Mitterwald, 1966
 Rod Carew, 1967-78
 Number retired in honor of Carew in 1987

30

Jimmie Hall, 1963-64
 Jay Ward, 1964
 Garry Roggenburk, 1965-66
 Jim Ollom, 1966
 Carroll Hardy, 1967
 Hal Haydel, 1970-71
 Dave Goltz, 1972-79
 Fernando Arroyo, 1980-82
 Paul Boris, 1982
 Mike Walters, 1983-84
 Steve Howe, 1985
 Juan Agosto, 1986
 Jeff Bittiger, 1987
 Francisco Oliveras, 1989
 Terry Leach, 1990-91
 Gregg Olson, 1997
 Mike Morgan, 1998
 Brian Buchanan, 2000-02
 James Baldwin, 2003
 Jose Offerman, 2004
 Scott Baker, 2005-12
 Kevin Correia, 2013-14
 James Beresford, 2016
 Jeff Pickler, 2018 (Coach)
 LaMonte Wade, Jr., 2019-20
 Kyle Garlick, 2021-23
 Carlos Santana, 2024

31

Bill Dailey, 1963
 Jim Perry, 1963-72
 Jim Hughes, 1974-77
 Darrell Jackson, 1978-82
 Ken Brett, 1979
 Mike Hart, 1984
 Greg Gagne, 1984-86
 Dan Schatzeder, 1987
 Fred Toliver, 1988-89
 Scott Leius, 1990-95
 Dan Naulty, 1996-98
 Chad Allen, 1999-2001
 Rick Reed, 2001-03
 J. D. Durbin, 2004
 Darnell McDonald, 2007
 Juan Morillo, 2009
 Alex Burnett, 2010-12
 Oswaldo Arcia, 2013-16
 Chad Allen, 2016 (Coach)
 Jeff Pickler, 2017 (Coach)
 Lance Lynn, 2018
 Tyler Austin, 2018-19
 Austin Adams, 2019
 Devin Smeltzer, 2019-22
 Ronny Henriquez, 2024

32

Elmer Valo, 1961
 Garry Roggenburk, 1963
 Jim Roland, 1966
 Dean Chance, 1967-69
 Dick Woodson, 1970
 Steve Luebber, 1971-72
 Tom Johnson, 1975
 Bobby Randall, 1976-80
 Gary Ward, 1980-83
 John Butcher, 1984-86
 Neal Heaton, 1986
 Dan Gladden, 1987-91
 Dave Winfield, 1993-94
 LaTroy Hawkins, 1995-2003
 Terry Tiffe, 2004-06
 Brian Buscher, 2007-09
 Ron Mahay, 2010
 René Rivera, 2011
 Aaron Hicks, 2013-15

TWINS UNIFORM NUMBERS - 1961-2024

Logan Schafer, 2016
Drew Rucinski, 2017
Zach Duke, 2018
Oliver Drake, 2018
Matt Shoemaker, 2021
Ralph Garza Jr., 2021
Dereck Rodriguez, 2022
Jay Jackson, 2024
Trevor Richards, 2024

33

Joe Bonikowski, 1962
Jackie Collum, 1962
Rubén Gómez, 1962
Fred Lasher, 1963
Jim "Mudcat" Grant, 1964-67
Luis Tiant, 1970
Pete Hamm, 1971
Mike Pazik, 1977
Mike Marshall, 1978
Dave Edwards, 1978-80
Jack O'Connor, 1981-84
Mike Stenhouse, 1985
Frank Pastore, 1986
Sal Butera, 1987
Tom Herr, 1988
Mike Cook, 1989
Bernardo Brito, 1992-93, '95
Frankie Rodriguez, 1995-98
J. C. Romero, 1999-2005
Justin Morneau, 2006-13
Tommy Milone, 2015-16
James Rowson, 2017-18 (Coach)
Martin Pérez, 2019
J.A. Happ, 2021
John Gant, 2021
Jayce Tingler, 2022-24 (Coach)

34

Jim Roland, 1963
Dwight Siebler, 1964
Ron Clark, 1966
Ted Uhlaender, 1966
Pete Hamm, 1970
Jim Nettles, 1970
Ron Schueler, 1977
Jose M. Morales, 1978-80
Don Cooper, 1981-82
Kirby Puckett, 1984-95
Number retired in honor of Puckett in 1997

35

Ted Sadowski, 1961
Joe Altobelli, 1961
Gerry Arrigo, 1963-64
Pete Cimino, 1966
Ron Keller, 1966
Graig Nettles, 1967
Stan Williams, 1970-71
Bob Gorinski, 1977
Gary Ward, 1979
Mike Kinnunen, 1980
Bob Veselic, 1981
Jay Pettibone, 1983
Pat Putnam, 1984
Tom Klawitter, 1985
Bill Latham, 1986
John Candelaria, 1990
Ron Gardenhire, 1991-2014 (Coach/Manager)
Dillon Gee, 2017
Michael Pineda, 2019-21
Hank Conger, 2022-24 (Coach)

36

Jim Kaat, 1961-73
Jeff Holly, 1977-78
Jerry Koonsman, 1979-81
Jeff Little, 1982
Curt Wardle, 1984-85
Mark Portugal, 1985-87
Joe Niekro, 1987-88
Steve Shields, 1989
Kevin Tapani, 1989-95
Terry Steinbach, 1997-99
Rick Reed, 2001

Warren Morris, 2002
Joe Nathan, 2004-11
Clete Thomas, 2012
Terry Steinbach, 2013-14 (Coach)
Blaine Boyer, 2015
Robbie Grossman, 2016-18
Tyler Clippard, 2020
Number retired in honor of Kaat in 2022

37

Tony Oliva, 1962-63
Steve Brye, 1970-71
Bill Butler, 1977
Roric Harrison, 1978
Dan Graham, 1979
Jesus Vega, 1979
Terry Felton, 1980-81
Bobby Castillo, 1982-84
Rich Yett, 1985
Ray Fontenot, 1986
Dan Schatzeder, 1988
Paul Abbott, 1990-92
Scott Stahowiak, 1993, '95-98
Adam Johnson, 2001
Kenny Rogers, 2003
Dennys Reyes, 2006-08
Ron Mahay, 2009
Ben Revere, 2010
Jim Hoyer, 2011
Sean Burroughs, 2012
Mike Pelfrey, 2013-15
Juan Centeno, 2016
Jeff Smith, 2017-18 (Coach)
Matt Wisler, 2020
Tzu Wei-Lin, 2021
Dylan Bundy, 2022
Louis Varland, 2023-24

38

Fred Bruckbauer, 1961
Marty Martinez, 1962
Tony Oliva, 1964
Ron Keller, 1969
Rick Dempsey, 1970
Geoff Zahn, 1977-80
Ron Washington, 1981-86
Steve Carlton, 1987-88
Karl Best, 1988
Randy St. Claire, 1989
Rick Aguilera, 1990-99
Sean Bergman, 2000
Casey Blake, 2000-02
Adam Johnson, 2003
Aaron Fultz, 2004
Luis Rodriguez, 2005-07
Philip Humber, 2008-09
Luke Hughes, 2010-12
Cole De Vries, 2012-13
Logan Darnell, 2014-15
Chris Gimenez, 2017
Matt Belisle, 2018
Blake Parker, 2019
Cory Gearrin, 2020
Rob Refsnyder, 2021
Joe Smith, 2022
Matt Wallner, 2022-24

39

Lee Stange, 1961-63
Jim Nettles, 1970
Stan Perzanowski, 1978
Brad Havens, 1981
Gary Gaetti, 1981
Ron Davis, 1982-86
George Frazier, 1986
Dwight Lowry, 1988
Mike Dyer, 1989
David West, 1991-92
Steve Dunn, 1994-95
Damian Miller, 1997
Bob Tewksbury, 1998
Chad Moeller, 2000
Juan Rincón, 2001-08
R.A. Dickey, 2009
Anthony Slama, 2010-11

P.J. Walters, 2012-13
Danny Santana, 2014-17
Adam Wilk, 2017
Trevor Hildenberger, 2017-19
Ryan Jeffers, 2020
Sandy León, 2022
Donovan Solano, 2023
Diego A. Castillo, 2024
Michael Tonkin, 2024

40

Ed Palmquist, 1961
Bill "Shorty" Pleis, 1961
Cotton Nash, 1970
Joe Nosske, 1976 (Coach)
Sam Perlozzo, 1977
John Sutton, 1978
Kevin Stanfield, 1979
Jack Hobbs, 1981
Mark Funderburk, 1985
Juan Berenguer, 1987-90
Steve Bedrosian, 1991
Marty Cordova, 1995-99
John Barnes, 2000-01
Rick Anderson, 2002-14 (Coach)
Butch Davis, 2015-16 (Coach)
Jeff Smith, 2017 (Coach)
Bartolo Colón, 2017
Gregorio Petit, 2018
Tommy Watkins, 2019-24 (Coach)

41

Gary Dotter, 1961
John Sevcik, 1965
Mike Pazik, 1975
Eddie Lyons, 1976 (Coach)
Karl Kuehl, 1977-82 (Coach)
Tom Kelly, 1983-86 (Coach)
Tom Kelly, 1986 (Manager)
Jeff Reardon, 1987-89
Rich Garces, 1990, '93
Rich Yett, 1990
Dave Stevens, 1994-97
Eric Milton, 1998-99
Michael Restovich, 2002-04
Chris Heintz, 2005-07
Bobby Korecky, 2008
Drew Butera, 2010-13
Scott Uliger, 2014 (Coach)
Neil Allen, 2015-17 (Coach)
Garvin Alston, 2018 (Coach)
Ian Miller, 2019
Shaun Anderson, 2021
Beau Burrows, 2021
Joe Ryan, 2022-24

42

Gerry Arrigo, 1961
Jim Manning, 1962
Buzz Stephen, 1968
Ralph Rowe, 1972-75 (Coach)
Don McMahon, 1976-77 (Coach)
Camilo Pascual, 1978-80 (Coach)
Billy Gardner, 1981-85 (Coach/Manager)
Dick Such, 1985-97 (Coach)
Butch Huskey, 2000
Mike Jackson, 2002
Number retired throughout baseball in honor of Jackie Robinson in 1997

43

Al Schroll, 1961
Don Williams, 1963
Cal Ermer, 1967-68 (Manager)
Art Fowler, 1969 (Coach)
Frank Quilici, 1971-75 (Coach/Manager)
Jerry Zimmerman, 1976-80 (Coach)
Rick Stelmazek, 1981-2012 (Coach)
Josmil Pinto, 2013-14
Mitch Garver, 2017
Addison Reed, 2018
Lewis Thorpe, 2019-21
Aaron Sanchez, 2022

TWINS UNIFORM NUMBERS - 1961-2024

44

Jim Roland, 1962, '64
Vern Morgan, 1969-75 (Coach)
Ken Landreaux, 1979-80
Mickey Hatcher, 1981
Jim Lemon, 1981-84 (Coach)
Ray Miller, 1985-86 (Manager)
Rick Renick, 1987-90 (Coach)
Chili Davis, 1991-92
Jim Deshaies, 1993-94
Jerald Clark, 1995
Dick Such, 1997-2001 (Coach)
David Lamb, 2002
Rob Bowen, 2003-04
Ramón Ortiz, 2007
Ryan Jorgensen, 2008
Bobby Keppel, 2009
Randy Flores, 2010
Wilson Ramos, 2010
Chuck James, 2011
Matt Maloney, 2012
Kyle Gibson, 2013-19
Rich Hill, 2020
Ian Hamilton, 2022
Cole Sands, 2024

45

Ted Sadowski, 1962
Jim Holt, 1968
Johnny Goryl, 1969, '79-80 (Coach)
Bob Rodgers, 1970-74 (Coach)
Lee Stange, 1975 (Coach)
Johnny Goryl, 1979-81 (Coach/Manager)
Jim Shellenback, 1983 (Coach)
Wayne Terwilliger, 1986-94 (Coach)
Terry Mulholland, 2004-05
Scott Uliger, 1995-2004, '06-13 (Coach)
Phil Hughes, 2014-18
Taylor Motter, 2018
Jeremy Hefner, 2019 (Coach)
Kyle Barraclough, 2021
Jharel Cotton, 2022
Andrew Stevenson, 2023

46

Gerry Arrigo, 1962
George Case, 1968 (Coach)
Charlie Silvera, 1969 (Coach)
Marv Grissom, 1970-71 (Coach)
Al Worthington, 1972-73 (Coach)
Johnny Podres, 1981-85 (Coach)
Joe Klink, 1987
Germán González, 1988-89
Scott Erickson, 1990
Terry Crowley, 1991-98 (Coach)
Bob Wells, 1999-2002
Alex Prieto, 2003
Terry Mulholland, 2004
Scott Uliger, 2004-05 (Coach)
Joe Vavra, 2006-17 (Coach)
Bobby Wilson, 2018
Chris Gimenez, 2018
Tony Diaz, 2019-24 (Coach)

47

Georges Maranda, 1962
Sandy Valdespino, 1965
Early Wynn, 1967-69 (Coach)
Sherry Robertson, 1970 (Coach)
Gary Wayne, 1989-90, '92
Jack Morris, 1991
Bret Merriman, 1993-94
Rick Robertson, 1995-97
Corey Koskie, 1998-2004
Francisco Liriano, 2005-12
Ricky Nolasco, 2014-16
Craig Breslow, 2017
Dietrich Enns, 2017
Wes Johnson, 2019-22 (Coach)
Edouard Julien, 2023-24

48

Joe McCabe, 1964
Johnny Goryl, 1968 (Coach)
Eric Soderholm, 1971
Bill Singer, 1976
Mike Smithson, 1984-87
Jim Winn, 1988
Jerry White, 1989, 95 (Coach)
Gary Wayne, 1991
Larry Casian, 1992-94
Carl Pavano, 2009-12
Lester Oliveros, 2014
Torii Hunter, 1997-07, '15
Alex Colomé, 2021
Tyler Thornburg, 2022
Jorge López, 2022-23
Justin Tapa, 2024

49

Bud Bloomfield, 1964
Bob Miller, 1968-69
Bill Hands, 1974
Allan Anderson, 1986-91
Luis Quinones, 1992
Mike Hartley, 1993
Dan Perkins, 1999
Kyle Lohse, 2001-06
Jason Miller, 2007
Craig Breslow, 2008-09
Jeff Manship, 2009-12
Vance Worley, 2013
Tommy Milone, 2014
Kevin Jepsen, 2015-16
Adalberto Mejia, 2016-19
Sam Dyson, 2019
Juan Minaya, 2021-22
Louis Varland, 2022
Pablo López, 2023-24

50

David West, 1989-90
Matt Lawton, 1995-2001
Kevin Frederick, 2002
Jesse Orosco, 2003
Joe Beimel, 2004
Garrett Jones, 2007
Jose Miyares, 2008-11
Casey Fien, 2012-16
Neil Ramirez, 2016
Jason Wheeler, 2017
Chris Heston, 2017
Aaron Slegers, 2017-18
Brent Rooker, 2020-21
Jhon Romero, 2022
Willi Castro, 2023-24

51

Cookie Lavagetto, 1961 (Manager)
George Strickland, 1962 (Coach)
Hal Naragon, 1963-66 (Coach)
Dave Engle, 1981
Greg Booker, 1989
Carl Willis, 1991-95
Scott Watkins, 1995
Mike Milchin, 1996
Brent Brede, 1996-97
Doug Mientkiewicz, 1998
Rob Radlosky, 1999
Matt Kinney, 2000, '02
Carlos Pulido, 2003-04
Corky Miller, 2005
Julio DePaula, 2007
Brian Fuentes, 2010
Anthony Swarzak, 2009, '11-14
Alex Meyer, 2015-16
Alex Wimmers, 2016-17
Johnny Field, 2018
Mike Morin, 2019
Carlos Torres, 2019
Brusdar Graterol, 2019
Luke Farrell, 2021
Chi Chi González, 2022
Tyler Mahle, 2022-23
Matt Bowman, 2024

52

Ed Lopat, 1961 (Coach)
Ed Fitz Gerald, 1962-64 (Coach)
Jim Lemon, 1965-67 (Coach)
Lenny Webster, 1989-90
Mauro Gozzo, 1992
Derek Lee, 1993
Kevin Campbell, 1994-95
Scott Klingenbeck, 1995-96
Shane Bowers, 1997
Danny Mota, 2000
Tony Fiore, 2001-03
Carlos Silva, 2004-07
Brian Duensing, 2009-15
Byung Ho Park, 2016
Zack Littell, 2018-20
Michael Fulmer, 2022
Zebby Matthews, 2024

53

Floyd Baker, 1961-64 (Coach)
Johnny Sain, 1965-66 (Coach)
Charlie Lea, 1989
Mark Guthrie, 1989-95
Benj Sampson, 1998
Joe Mays, 1999-2000
Mike Duval, 2001-02
Nick Blackburn, 2007-12
Gene Glynn, 2013 (Coach)
Kris Johnson, 2014
Pat Light, 2016
Hector Santiago, 2017
David Hale, 2018
Kohl Stewart, 2018-19
Danny Coulombe, 2020-22
Brent Headrick, 2023-24

54

Sam Mele, 1961 (Coach)
Gordon Maltzberger, 1962-64 (Coach)
Tim Drummond, 1989-90
Keith Garagozzo, 1994
Mo Sanford, 1995
Jason Ryan, 1999-2000
Mike Ryan, 2002-03
Matt Guerrier, 2004-10, '14
Phil Dumatrait, 2011
Ervin Santana, 2015-18
Sergio Romo, 2019-20
Derek Law, 2021
Sonny Gray, 2022-23
Daniel Duarte, 2024

55

Clyde McCullough, 1961 (Coach)
Danny Thompson, 1970
Paul Sorrento, 1989-90
Oscar Muñoz, 1995
Mark Redman, 1999-2001
Mike Fetters, 2003
Mike Redmond, 2005-09
Clay Condrey, 2010
Matt Capps, 2010-12
Chris Colabello, 2013
Neal Cotts, 2015
Taylor Rogers, 2016-21
Mark Contreras, 2022
Kody Funderburk, 2023-24

56

Terry Jorgensen, 1989
José Parra, 1995-96
Cleatus Davidson, 1999
Brad Thomas, 2001, '03-04
Travis Bowyer, 2005
Carmen Cal, 2007
Dandy Ruiz, 2008
Rob Delaney, 2010
Dusty Hughes, 2011
Caleb Thielbar, 2013-15, '21-24
Tyler Duffey, 2015-17
Fernando Rodney, 2018

57

Tippy Martinez, 1988
John Smiley, 1992
Greg Brummett, 1993
Vince Horsman, 1995
Scott Aldred, 1996-97
Gary Rath, 1999
Johan Santana, 2000-07
Kyle Waldrop, 2011-12
Ryan Pressly, 2013-18
Hansel Robles, 2021
Edgar Garcia, 2021

58

Bill Whitby, 1964
Chip Hale, 1989
Denny Neagle, 1991
Erik Schullstrom, 1994-95
Héctor Carrasco, 1998-2001
Todd Sears, 2002-03
Seth Greisinger, 2004
José G. Morales, 2007, '09
Clay Condrey, 2010
Scott Diamond, 2011-13
A.J. Achter, 2014-15
Fernando Abad, 2016
Andrew Albers, 2016
Justin Haley, 2017
Tim Melville, 2017
Gabriel Moya, 2017-18
Aaron Whitefield, 2020
Brandon Waddell, 2021
Nick Vincent, 2021
Trevor Megill, 2022
Derek Rodriguez, 2023
Dylan Floro, 2023
David Festa, 2024

59

Tom Edens, 1991-92
Mike Maksudian, 1993
Brad Radke, 1995
Eric Bennett, 1996
Travis Miller, 1996
Chris Latham, 1997
Jack Cressend, 2000-01
Todd Jones, 2001
Michael Nakamura, 2003
Dave Gassner, 2005
Kevin Slowey, 2007-11
Esmerling Vásquez, 2012
Michael Tonkin, 2013-17
Stephen Gonsalves, 2018
Joan Duran, 2022-24

60

Glen Perkins, 2006-07
Brian Bass, 2008
Sean Henn, 2009
Jon Rauch, 2009-10
Jeff Gray, 2012
Pedro Hernández, 2013
J.T. Chargois, 2016
Jake Cave, 2018-21
José Godoy, 2022
Dallas Keuchel, 2023
Scott Blewett, 2024

61

Tommy Watkins, 2007
Liván Hernández, 2008
Kevin Mulvey, 2009
Matt Fox, 2010
Eric Hacker, 2011
Jared Burton, 2012-14
Ryan O'Rourke, 2015-16
Tyler Kinley, 2018
Chase De Jong, 2018-19
Cody Stashak, 2019-22
Brock Stewart, 2023-24

TWINS UNIFORM NUMBERS - 1961-2024

62

Al Newman, 2002-05 (Coach)
Joel Lepel, 2006 (Coach)
Liam Hendriks, 2011-13
J.R. Graham, 2015-16
Buddy Bosher, 2016-17
Andrew Vasquez, 2018-19
Oliver Ortega, 2023
Diego Castillo, 2024

63

Armando Gabino, 2009
Joe Benson, 2011
Andrew Albers, 2013
Yohan Pino, 2014
Rudy Hernandez, 2015-23 (Coach)
Josh Staumont, 2024

64

Bill Springman, 2000 (Coach)
Eric Rasmussen, 2009 (Coach)
Chris Parmelee, 2011
Tyler Robertson, 2012-13
Shairon Martis, 2013
Aaron Thompson, 2014-15
Pat Dean, 2016
Randy Rosario, 2017
Williams Astudillo, 2018-21
Jose Miranda, 2022-24

65

Nelson Prada, 2011 (Coach)
Trevor May, 2014-20
Ian Gibaut, 2021
Griffin Jax, 2022
Rudy Hernandez, 2024 (Coach)

66

Hector Santiago, 2016
Nik Turley, 2017
Juan Graterol, 2018
Jorge Alcala, 2019-24

67

Luis Perdomo, 2012
Max Kepler, 2015
Alan Busenitz, 2017-18
Bill Evers, 2019, '21 (Coach)
Gilberto Celestino, 2022
Derek Shomon, 2023-24 (Coach)

68

Phil Roof, 2000, '11 (Coach)
Matt Magill, 2018-19
Randy Dobnak, 2019-21, '24

70

Ben Rortvedt, 2021
Ronny Henriquez, 2022

71

Joe Roa, 2004
Sean Poppen, 2019-20
Jovani Moran, 2021-23

72

Pat Neshek, 2006
Caleb Thielbar, 2020
Brooks Lee, 2024

74

Ronald Torreyes, 2019
Travis Blankenhorn, 2020
Joe Ryan, 2021
Josh Winder, 2022-24

75

Nate Dammann, 2020-23 (Coach)

76

Felix Jorge, 2017
Alex Kirilloff, 2020

77

Tony Batista, 2006
Fernando Romero, 2018-19
Andrew Albers, 2021
Cole Sands, 2022-23

78

Simeon Woods Richardson, 2022-24

79

Gilberto Celestino, 2021
David Popkins, 2022-24 (Coach)

80

Ryan Eades, 2019
Elliot Soto, 2022

81

Jordan Balazovic, 2023

82

James Rowson, 2019 (Coach)
Bailey Ober, 2021
Austin Martin, 2024

83

Griffin Jax, 2021

84

Edgar Varela, 2020-21 (Coach)
Colby Suggs, 2022-23 (Coach)

85

Charlie Barnes, 2021
Jair Camargo, 2024

86

Edwar Colina, 2020

87

Jermaine Palacios, 2022
José De León, 2023

88

Pete Maki, 2020-23 (Coach)

89

Drew Maggi, 2021
DaShawn Keisery Jr., 2024

90

Caleb Hamilton, 2022

91

Luis Ramirez, 2022-23 (Coach)

92

Michael Helman, 2024

99

Logan Morrison, 2018
Yennier Cano, 2022

TWINS TRADES 1961-2024

NO.	DATE	CLUB	RECEIVED	POS.	TRADED	POS.
1	6-1-61	Kansas City	Bill Tuttle	of	Reno Bertoia	3b
2	6-1-61	Milwaukee	Billy Martin	2b	Paul Giel	p
3	6-14-61	New York-AL	Danny McDevitt	p	Billy Consolo	ss
4	1-30-62	Cincinnati	Jerry Zimmerman	c	Billy Gardner	2b
5	4-2-62	Cleveland	Vic Power	1b	Dan Dabhek	of
			Dick Stigman	p	Pedro Ramos	of
6	5-29-62	Los Angeles-AL	Jim Donohue	p	Don Lee	p
7	8-20-62	Cleveland	Ruben Gomez	p	Jackie Collum	p
8	5-2-63	Cleveland	Jim Perry	p	Georges Maranda	p
9	6-11-64	Los Angeles-AL	Frank Kostro	of	Jack Kralick	of
					Lenny Green	of
10	6-15-64	Cleveland	Jim Grant	p	Vic Power	1b
					George Banks	3b
11	10-15-64	Washington	Ken Retzer	c	Lee Stange	c
12	12-4-64	Cincinnati	Cesar Tovar	of	Joe McCabe	p
13	4-6-66	Boston	Russ Nixon	c	Gerry Arrigo	p
			Chuck Schilling	2b	Jose Calero	1b
14	12-2-66	California	Dean Chance	p	Dick Stigman	p
			Jackie Hernandez	ss	Pete Cimino	of
					Jimmie Hall	p
					Don Mincher	1b
15	12-3-66	Washington	Ron Kline	p	Bernie Allen	2b
16	11-28-67	Los Angeles-NL	Bob Miller	p	Camilo Pascual	p
			Ron Perranoski	p	Jim Grant	p
			John Roseboro	c	Zoilo Versalles	ss
17	12-2-67	Pittsburgh	Bob Oliver	1b	Ron Kline	p
18	11-21-68	Cincinnati	Leo Cardenas	ss	Jim Merritt	p
19	7-4-69	Chicago-AL	Cotton Nash	1b	Jerry Crider	p
20	7-8-69	Seattle	Darrell Brandon	p	Ron Clark	3b
21	12-12-69	Cleveland	Luis Tiant	p	Dean Chance	p
			Stan Williams	p	Bob Miller	3b
					Graig Nettles	3b
					Ted Uhlaender	of
22	3-21-70	Washington	Brant Aleya	of	Joe Grzenda	p
23	10-20-70	St. Louis	Sal Campisi	p	Charley Walters	p
24	3-29-71	Detroit	Jim Kennedy	ss	Herman Hill	of
			Mike Adams	of	Bob Wissler	of
25	7-8-71	Milwaukee	Art Clifford	p	Bill Zepp	p
26	9-1-71	St. Louis	Phil Roof	c	Paul Ratliff	c
			Dan Ford	p	Stan Williams	p
			Fred Rico	of		
27	10-22-71	Los Angeles-NL	Bob Darwin	of	Paul Powell	of
28	11-30-71	California	Dave LaRoche	p	Leo Cardenas	ss
29	12-3-71	Cincinnati	Wayne Granger	p	Tom Hall	p
30	4-7-72	Cincinnati	Greg Garrett	p	Pete Hamm	p
31	10-31-72	New York-AL	Dan Walton	p	Rick Dempsey	c
32	11-29-72	St. Louis	John Cumberland	p	Wayne Granger	p
			Larry Hisle	of		
33	11-30-72	Philadelphia	Joe Lis	1b	Cesar Tovar	of
			Ken Reynolds	p		
			Ken Sanders	p		
34	11-30-72	Chicago-NL	Joe Decker	p	Dave LaRoche	p
			Bill Hands	p		
			Bob Maneely	p		
35	3-27-73	Detroit	Danny Fife	p	Jim Perry	p
36	3-28-73	Milwaukee	Mike Ferraro	3b	Ken Reynolds	p
37	10-27-73	Kansas City	Tom Burge	p	Ken Gill	p
38	10-27-73	Los Angeles-NL	Jim Fairley	of	Charlie Manuel	of
39	12-6-73	Chicago-NL	Randy Hundley	c	George Mitterwald	c
40	5-4-74	New York-AL	Mike Pazik	p	Dick Woodson	p
41	8-19-74	Oakland	Pat Bourque	1b	Jim Holt	1b
42	10-23-74	Oakland	Dan Ford	of	Pat Bourque	1b
			Dennis Myers	p		
43	6-14-75	Milwaukee	John Briggs	of	Bob Darwin	of
44	10-24-75	Philadelphia	Larry Cox	c	Sergio Ferrer	ss
45	12-23-75	Los Angeles-NL	Bob Randall	2b	Danny Walton	of
46	6-1-76	Texas	Mike Cubbage	3b	Bert Blyleven	ss
			Jim Gideon	p	Danny Thompson	ss
			Roy Smalley	ss		
47	12-4-78	California	Danny Goodwin	c	Dan Ford	of
			Ron Jackson	1b		
48	12-8-78	New York-NL	Jerry Koosman	p	Greg Field	p
					Jesse Orosco	p
49	2-3-79	California	Dave Engle	c	Rod Carew	1b
			Paul Hartzell	p		
			Brad Havens	p		
			Ken Landreaux	of		
50	2-12-79	Boston	Dave Coleman	of	Larry Wolfe	3b
51	4-2-79	Chicago-AL	John Verhoeven	p	John Sutton	p
52	12-6-79	Philadelphia	Pete Mackanin	2b	Paul Thormodsgard	p
53	12-6-79	Baltimore	Tom Chism	1b	Dan Graham	3b
54	12-8-80	San Diego	Chuck Baker	ss	Dave Edwards	of
55	12-12-80	Seattle	Byron McLaughlin	p	Willie Norwood	of
56	3-30-81	Los Angeles-NL	Mickey Hatcher	of	Ken Landreaux	of
			Matt Reeves	p		
			Kelly Snider	1b		
57	8-22-81	Detroit	Tim Corcoran	1b	Ron Jackson	1b
58	8-30-81	Chicago-AL	Randy Johnson	of	Jerry Koosman	p
			Ivan Mesa	ss		
			Kevin Flannery	p		
59	12-28-81	Toronto	Greg Wells	1b	Hosken Powell	of
60	1-7-82	Los Angeles-NL	Bobby Castillo	p	Scotti Madison	c

TWINS TRADES 1961-2024

NO.	DATE	CLUB	RECEIVED	POS.	TRADED	POS.
61	4-10-82	New York-AL	Bobby Mitchell Paul Boris Ron Davis Greg Gagne	of p p ss	Paul Voigt Gary Serum Roy Smalley	p p ss
62	5-11-82	California	Tom Brunansky Mike Walters	of p	Doug Corbett Rob Wilfong	p 2b
63	5-12-82	New York-AL	Pete Filson Larry Milbourne John Pacella	p 2b p	Roger Erickson Butch Wynegar	p c
64	7-2-82	Cleveland	Larry Littleton	of	Larry Milbourne	2b
65	11-1-82	Texas	Len Whitehouse	p	John Pacella	p
66	12-10-82	Toronto	Dave Baker	3b	Don Cooper	p
67	1-7-83	Houston	Rick Lysander	p	Bob Veselic	p
68	3-25-83	Detroit	Jack Poole	c	Sal Butera	c
69	3-28-83	Los Angeles-NL	Tack Wilson	of	Ivan Mesa	ss
70	6-21-83	Chicago-AL	Rusty Kuntz	of	Mike Sodders	3b
71	12-5-83	Detroit	Larry Pashnick	p	Rusty Kuntz	of
72	12-7-83	Texas	John Butcher Mike Smithson Sam Sorce	p p c	Gary Ward	of
73	8-19-84	St. Louis	Chris Speier	ss	Jay Pettibone	p
74	8-29-84	Seattle	Pat Putnam	1b	Carson Carroll	2b
75	12-7-84	San Diego	Floyd Chiffer	p	Ray Smith	c
76	1-9-85	Montreal	Mike Stenhouse	of	Jack O'Connor	p
77	2-19-85	Chicago-AL	Roy Smalley	ss	Randy Johnson Ron Scheer	1b of
78	3-27-85	Baltimore	Mark Brown	p	Brad Havens	p
79	8-1-85	Cleveland	Bert Blyleven	p	Jay Bell Curt Wardle Jim Weaver	ss p of
80	12-12-85	Boston	Charlie Mitchell	p	Richard Yett	p
81	1-7-86	Cleveland	Ramon Romero	p	Mike Stenhouse	of
82	1-16-86	Detroit	Roy Smith Chris Pittaro	p 2b	Bryan Oelkers Ken Schrom	p p
83	1-16-86	New York-NL	Alex Sanchez Billy Beane Joe Klink Bill Latham	of of p p	Pat Crosby Tim Teufel	of 2b
84	4-30-86	Chicago-AL	Juan Agosto Kurt Walker	p p	Pete Filson	p
85	5-20-86	Oakland	Keith Atherton	p	Eric Broersma	p
86	6-20-86	Cleveland	Neal Heaton Kevin Trudeau	p p	John Butcher	p
87	8-13-86	Chicago-NL	Ray Fontenot George Frazier Julius McDougal	p p ss	Dewayne Coleman Ron Davis	p p
88	2-3-87	Montreal	Tom Nieto Jeff Reardon	c p	Al Cardwood Neal Heaton Yorkis Perez Jeff Reed	p p p c
89	2-20-87	Montreal	Al Newman	2b	Mike Shade	p
90	3-31-87	San Francisco	David Blakley Dan Gladden	p of	Jose Dominguez Bryan Hickerson	p p
91	6-6-87	New York-AL	Joe Niekro	p	Ray Velasquez	p
92	6-23-87	Philadelphia	Dan Schatzeder	p	Mark Salas Danny Clay	c p
93	7-31-87	Cleveland	Steve Carlton	of	Tom Schwarz	3b
94	8-31-87	Boston	Don Baylor	p	Jeff Perry	p
95	2-5-88	Philadelphia	Fred Toliver	p	Enrique Rios	p
96	2-24-88	Detroit	Doug Baker	ss	Chris Calvert	c
97	3-24-88	Detroit	Balvino Galvez	p	Julius McDougal	ss
98	4-22-88	St. Louis	Tom Herr	2b	Billy Beane	of
99	8-28-88	Baltimore	Jim Dwyer	of	Tom Brunansky	p
100	10-24-88	Philadelphia	Shane Rawley	p	Doug Kline Eric Bullock Tom Herr	p of 2b
101	11-3-88	California	Mike Cook Paul Sorrento Rob Wassenaar	p 1b p	Tom Nieto Bert Blyleven Kevin Trudeau	c p p
102	12-4-88	Houston	Todd McClure	p	Mark Portugal	p
103	12-7-88	New York-NL	Wally Backman Mike Santiago	2b p	Jeff Bumgarner Steve Gasser	p p
104	3-20-89	New York-AL	Steve Shields	p	Toby Nuens	p
105	3-21-89	Houston	Ramon Cedeno Mica Lewis	of 2b	Balvino Galvez Steve Lombardozzi	p 2b
106	3-26-89	Cleveland	Carmelo Castillo	of	Keith Atherton	p
107	6-29-89	San Diego	Greg Booker	p	Fred Toliver	p
108	7-31-89	New York-NL	Rick Aguilera Tim Drummond Jack Savage Kevin Tapani David West	p p p p p	Loy McBride Frank Viola	of p
109	8-28-89	Montreal	Alonzo Powell	of	Jim Dwyer	of
110	1-12-90	Montreal	Jim Dwyer	of	Jim Davins	p
111	4-4-90	Pittsburgh	Orlando Lind Junior Ortiz	p c	Mike Pomeranz	p
112	4-12-90	Texas	Fred Manrique	2b	Jeff Satzinger	p
113	5-30-90	San Francisco	Ed Gustafson	p	Francisco Oliveras	p
114	7-27-90	Toronto	Nelson Liriano Pedro Munoz	2b of	John Candelaria	p
115	12-5-90	San Francisco	Steve Bedrosian	p	Johnny Ard	p
116	3-17-92	Pittsburgh	John Smiley	p	Jimmy Williams Midre Cummings	p of

TWINS TRADES 1961-2024

NO.	DATE	CLUB	RECEIVED	POS.	TRADED	POS.
117	3-28-92	Cleveland	Curt Leskanic	p	Denny Neagle	p
118	8-31-92	Montreal	Oscar Muñoz	p	Paul Sorrento	1b
119	11-18-92	New York-NL	Darren Reed	of	Bill Krueger	p
120	12-5-92	Philadelphia	Pat Howell	of	Darren Reed	of
121	3-26-93	Colorado	Mike Hartley	p	David West	p
122	8-15-93	Baltimore	Brett Merriman	p	Rob Wassenaar	p
123	8-28-93	San Francisco	Erik Schuffstrom	p	Gary Wayne	3b
			Greg Brummett	p	Mike Pagliarulo	p
			Andres Duncan	if	Jim Deshaies	p
124	11-24-93	Chicago-NL	Aaron Fultz	p	Willie Banks	p
			Dave Stevens	c		
125	3-14-94	Montreal	Matt Walbeck	c	Lenny Webster	c
126	8-31-94	Cleveland	Cash		Dave Winfield	dh
127	6-8-95	Cincinnati	John Courtright	p	Dave McCarty	1b
128	7-6-95	Boston	J.J. Johnson	of	Rick Aguilera	p
			Frank Rodriguez	p		
129	7-7-95	Baltimore	Kimeria Bartee	of	Scott Erickson	p
			Scott Kligenbeck	p		
130	7-31-95	Los Angeles-NL	Ron Coomer	3b	Mark Guthrie	p
			Greg Hansell	p	Kevin Iapani	p
			Chris Latham	of		
			José Parra	p		
131	8-26-96	Boston	Brian Looney	p	Pat Mahomes	p
132	8-29-96	Seattle	David Ortiz	1b	Dave Hollins	3b
133	4-8-97	Cincinnati	Cash		Scott Kligenbeck	p
134	8-14-97	Atlanta	Mark Lewis	of	Greg Colbrunn	1b
135	8-21-97	Seattle	Joe Mays	p	Roberto Kelly	of
			Jeromy Palki	p		
136	8-30-97	Milwaukee	Michael Fieldbinder	p	Darrin Jackson	of
137	9-5-97	Atlanta	Steve Hacker	1b	Greg Myers	c
138	12-12-97	New York-NL	Alex Ochoa	of	Rich Becker	of
139	2-6-98	New York-AL	Brian Buchanan	of	Chuck Knoblauch	2b
			Cristian Guzmán	ss		
			Eric Milton	p		
			Danny Mota	p		
140	7-31-98	Boston	John Barnes	of	Greg Swindell	p
			Matt Kinney	p	Orlando Merced	of
			Joe Thomas	p		
141	8-25-98	Chicago-NL	Scott Downs	p	Mike Morgan	p
142	11-16-98	New York-AL	Allen Butler	3b	Dan Naulty	p
143	12-14-98	Milwaukee	Darrell Nicholas	of	Alex Ochoa	of
144	3-31-99	Chicago-NL	Cash		Dan Serafini	p
145	5-21-99	Chicago-NL	Kyle Lohse	p	Rick Aguilera	p
			Jason Ryan	p	Scott Downs	p
146	8-3-99	Houston	Josh Dimmick	c	George Williams	c
147	12-7-99	Colorado	Scott Randall	p	Chris Latham	of
148	12-13-99	Florida	Johan Santana	p	Jared Camp	p
			Cash			
149	7-16-00	Colorado	Todd Sears	1b	Butch Huskey	of
			Cash		Todd Walker	2b
150	8-31-00	Boston	Hector De Los Santos	ss	Midre Cummings	of
151	9-10-00	Boston	Lew Ford	of	Hector Carrasco	p
152	3-28-01	Arizona	Hanley Frias	if	Chad Moeller	c
153	7-28-01	Detroit	Todd Jones	p	Mark Redman	p
154	7-30-01	New York-NL	Rick Reed	p	Matt Lawton	of
155	7-12-02	San Diego	Jason Bartlett	ss	Brian Buchanan	p
156	11-15-02	Milwaukee	Matt Yeatman	p	Matt Kinney	p
			Gerard Oakes	p	Javier Valentin	of
157	7-16-03	Toronto	Shannon Stewart	of	Bobby Kielty	c
			Dave Gassner	1hp		
158	8-31-03	New York-AL	Jesse Orosco	1hp	Juan Padilla	rhp
159	9-9-03	San Diego	Alex Garcia	if	Todd Sears	1b
160	11-14-03	San Francisco	Joe Nathan	rhp	A.J. Pierzynski	c
			Boof Bonser	rhp	Cash	
			Francisco Liriano	1hp		
161	12-3-03	Philadelphia	Carlos Silva	rhp	Eric Milton	1hp
			Nick Punto	if		
			Bobby Korecky	rhp		
162	12-15-03	San Francisco	J.T. Thomas	1hp	Dustin Mohr	of
163	4-21-04	Boston	Cash		Brad Thomas	1hp
164	7-31-04	Chicago-NL	Justin Jones	1hp	Doug Mientkiewicz	1b
165	7-11-05	Seattle	Bret Boone	2b	PTBNL	
			Cash			
166	12-2-05	Florida	Luis Castillo	2b	Travis Bowyer	rhp
					Scott Tyler	1hp
167	12-9-05	Los Angeles-AL	Alexi Casilla	if	J.C. Romero	1hp
168	6-15-06	Cincinnati	Brandon Roberts	of	Juan Castro	ss
169	7-31-06	Cincinnati	Zach Ward	rhp	Kyle Lohse	p
170	8-31-06	Chicago-NL	Phil Nevin	1b/dh	Adam Harben	rhp
171	7-30-07	New York-NL	Drew Butera	c	Luis Castillo	2b
			Dustin Martin	of		
172	8-15-07	Colorado	Matt Macri	3b	Ramón Ortiz	rhp
173	11-21-07	Chicago-NL	Craig Monroe	of	Doug Deeds	of
174	11-28-07	Tampa Bay	Delmon Young	of	Matt Garza	rhp
			Brendan Harris	if	Jason Bartlett	if
			Jason Pridie	of	Eduardo Morlan	rhp
175	2-2-08	New York-NL	Carlos Gómez	of	Johan Santana	1hp
			Philip Humber	rhp		
			Kevin Mulvey	rhp		
			Deolis Guerra	rhp		
176	8-25-08	Texas	Eddie Guardado	1hp	Mark Hamburger	rhp
177	7-31-09	Oakland	Orlando Cabrera	ss	Tyler Ladendorf	if

TWINS TRADES 1961-2024

NO.	DATE	CLUB	RECEIVED	POS.	TRADED	POS.
178	8-7-09	Cleveland	Carl Pavano	rhp	PTBNL (Yohan Pino)	rhp
179	8-28-09	Arizona	Jon Rauch	rhp	Kevin Mulvey	rhp
					Cash	
180	11-9-09	Milwaukee	J.J. Hardy	ss	Carlos Gómez	of
181	12-10-09	Boston	PTBNL (Chris Province)	rhp	Boof Bonser	rhp
182	7-29-10	Washington	Matt Capps	rhp	Wilson Ramos	c
183	8-27-10	Los Angeles-AL	Brian Fuentes	lhp	PTBNL (Loek Van Mil)	rhp
184	12-9-10	Baltimore	Jim Hoey	rhp	J.J. Hardy	ss
			Brett Jacobson	rhp	Brendan Harris	if
					Cash	
185	12-16-10	Colorado	Paul Bargas	lhp	Jose Morales	c
186	3-28-11	Atlanta	Scott Diamond	lhp	Billy Bullock	rhp
187	8-15-11	Detroit	Cole Nelson	lhp	Deimon Young	of
			PTBNL (Lester Oliveros)	rhp		
188	8-25-11	Cleveland	Cash		Jim Thome	dh
189	12-6-11	Colorado	PTBNL (Daniel Turpen)	rhp	Kevin Slowey	rhp
190	7-28-12	Chicago-AL	Eduardo Escobar	if	Francisco Liriano	lhp
			Pedro Hernandez	lhp		
191	8-5-12	Boston	Jeremias Pineda	of	Danny Valencia	if
192	11-29-12	Washington	Alex Meyer	rhp	Denard Span	of
193	12-6-12	Philadelphia	Vance Worley	rhp	Ben Revere	of
			Trevor May	rhp		
194	7-31-13	Los Angeles-NL	PTBNL (Miguel Sulbaran)	lhp	Drew Butera	c
195	8-11-13	Kansas City	Cash or PTBNL		Jamey Carroll	if
196	8-31-13	Pittsburgh	Alex Presley	of	Justin Morneau	if
			PTBNL (Duke Welker)	rhp		
197	11-19-13	Pittsburgh	Kris Johnson	lhp	Duke Welker	rhp
198	12-18-13	Atlanta	Sean Gilmartin	lhp	Ryan Doumit	c
199	3-25-14	Pittsburgh	Cash		Vance Worley	rhp
200	4-7-14	New York-AL	Eduardo Núñez	if	Miguel Sulbaran	lhp
201	7-24-14	Seattle	Stephen Pryor	rhp	Kendrys Morales	1b/dh
202	7-31-14	Oakland	Tommy Milone	lhp	Sam Fuld	of
203	8-9-14	Los Angeles-NL	PTBNL or Cash		Kevin Correia	rhp
204	8-11-14	Kansas City	Jason Adam	rhp	Josh Willingham	of
205	7-31-15	Tampa Bay	Kevin Jepsen	rhp	Alexis Tapia	rhp
					Chih Wei-Hu	rhp
206	8-22-15	Milwaukee	Neal Cotts	lhp	PTBNL or Cash	
207	11-10-15	Arizona	Daniel Palka	of/1b	Chris Herrmann	c/of
208	11-11-15	New York-AL	John Ryan Murphy	c	Aaron Hicks	of
209	5-14-16	New York-AL	Cash		J.R. Graham	rhp
210	6-24-16	Tampa Bay	Cash		Oswaldo Arcia	of
211	7-28-16	San Francisco	Adalberto Mejia	lhp	Eduardo Nunez	of
212	8-1-16	Boston	Pat Light	rhp	Fernando Abad	lhp
213	8-1-16	Los Angeles-AL	Hector Santiago	rhp	Ricky Nolasco	rhp
			Alan Busenitz	lhp	Alex Meyer	rhp
214	12-6-17	Seattle	David Banuelos	c	International Bonus Pool Money	
215	12-7-17	Los Angeles-AL	Jacob Pearson	of	International Bonus Pool Money	
216	12-8-16	San Diego	Justin Haley (& PTBNL or cash)	rhp	Miguel Diaz	rhp
217	2-9-17	Pittsburgh	Cash		Pat Light	rhp
218	5-8-17	Atlanta	Kevin Chapman	rhp	Danny Santana	if/of
219	7-23-17	Toronto	Cash		Nick Tepesch	rhp
220	7-24-17	Atlanta	Jaime Garcia	lhp	Huascar Ynoa	rhp
			Anthony Recker	c		
			Cash			
221	7-27-17	Arizona	Gabriel Moya	lhp	John Ryan Murphy	c
222	7-30-17	New York-AL	Dietrich Enns	lhp	Jaime Garcia	lhp
			Zack Littell	rhp		
			Cash			
223	7-31-17	Washington	Tyler Watson	lhp	Brandon Kintzler	rhp
224	2-18-18	Tampa Bay	Jake Odorizzi	rhp	Jermaine Palacios	if
225	3-16-18	New York-AL	Jake Cave	of	Luis Gil	rhp
226	5-27-18	San Diego	Janigson Villalobos	c	Phil Hughes	rhp
227	7-27-18	Arizona	Jhoan Duran	rhp	Eduardo Escobar	if
			Gabriel Maciel	of		
			Ernie De la Trinidad	of		
228	7-27-18	Houston	Jorge Alcala	rhp	Ryan Pressly	rhp
			Gilberto Celestino	of		
229	7-30-18	Seattle	Chase De Jong	rhp	Zach Duke	lhp
			Ryan Costello	if		
230	7-30-18	New York-AL	Tyler Austin	1b/dh	Lance Lynn	rhp
			Luis Rijo	rhp		
231	7-31-18	Los Angeles-NL	Logan Forsythe	2b	Brian Dozier	2b
			Luke Raley	of		
			Devin Smeltzer	lhp		
232	8-9-18	Oakland	Dakota Chalmers	rhp	Fernando Rodney	rhp
233	1-15-19	Los Angeles-AL	Daniel Orona	if	John Curtiss	rhp
234	3-3-19	Texas	Xavier Moore	rhp	Zack Granite	of
			Cash			
235	3-3-19	Baltimore	International Bonus Pool Money		Xavier Moore	rhp
236	3-23-19	San Francisco	John Andreoli	of	Michael Reed	of
			Cash			
237	4-8-19	San Francisco	Malique Ziegler	of	Tyler Austin	1b/dh
238	7-20-19	Philadelphia	Cash		Mike Morin	rhp
239	7-21-19	Seattle	Cash		Matt Magill	rhp
240	7-27-19	Miami	Sergio Romo	rhp	Lewin Diaz	1b
			Chris Vallimont	rhp		
			PTBNL			
241	7-31-19	San Francisco	Sam Dyson	rhp	Jaylin Davis	of
					Prelander Berroa	rhp
					Kai-Wei Teng	rhp
242	8-10-19	Seattle	Ian Miller	of	cash	
243	9-8-19	Atlanta	Ryan LaMarre	of	cash	
244	1-29-20	Washington	Hunter McMahon	rhp	Ryne Harper	rhp
245	2-10-20	Los Angeles-NL	Kenta Maeda	rhp	Brusdar Graterol	rhp
			Jair Camargo	c	Luke Laury	of
			cash		Comp. Bal. B Pick in 2020 MLB Draft	

TWINS TRADES 1961-2024

NO.	DATE	CLUB	RECEIVED	POS.	TRADED	POS.
246	8-11-20	Arizona	Idemaro Vargas	if	Cash	
247	2-4-21	San Francisco	Shaun Anderson	rhp	LaMonte Wade, Jr.	of
248	7-22-21	Tampa Bay	Drew Strotman	rhp	Nelson Cruz	dh
			Joe Ryan	rhp	Calvin Faucher	rhp
249	7-30-21	Toronto	Austin Martin	if/of	José Berrios	rhp
			Simeon Woods Richardson	rhp		
250	7-30-21	St. Louis	John Gant	rhp	J.A. Happ	lhp
			Evan Sisk	lhp		
251	7-31-21	Boston	Alex Scherff	rhp	Hansel Robles	rhp
252	3-12-22	Texas	Isiah Kiner-Falefa	if	Mitch Garver	c
			Ronny Henriquez	rhp		
253	3-13-22	Cincinnati	Sonny Gray	rhp	Chase Petty	rhp
			Francis Peguero	rhp		
254	3-13-22	New York-AL	Gary Sánchez	c	Josh Donaldson	3b
			Gio Urshela	if	Isiah Kiner-Falefa	inf
					Ben Rortvedt	c
255	4-7-22	San Diego	Chris Paddack	rhp	Taylor Rogers	lhp
			Emilio Pagan	rhp	Brent Rooker	of
					PTBNL	
256	8-2-22	Baltimore	Jorge López	rhp	Yennier Cano	rhp
					Juan Nunez	rhp
					Juan Rojas	lhp
					Cade Povich	lhp
257	8-2-22	Cleveland	Sandy León	c	Ian Hamilton	rhp
258	8-2-22	Cincinnati	Tyler Mahle	rhp	Christian Encarnacion-Strand	inf
					Steve Hajjar	lhp
					Spencer Steer	inf
259	8-2-22	Detroit	Michael Fulmer	rhp	Sawyer Gipson-Long	rhp
260	11-18-22	Los Angeles-AL	Alejandro Hidalgo	rhp	Gio Urshela	inf
261	11-18-22	Cincinnati	Kyle Farmer	inf	Casey Legumina	rhp
262	1-10-23	Washington	A.J. Alexy	rhp	Cristian Jimenez	rhp
263	1-20-23	Miami	Pablo López	rhp	Luis Arraez	inf
			Jose Salas	inf		
			Byron Chourio	of		
264	1-23-23	Kansas City	Michael A. Taylor	of	Steven Cruz	rhp
					Evan Sisk	lhp
265	3-27-23	Baltimore	Danny Coulombe	lhp	Cash	
266	7-26-23	Miami	Dylan Floro	rhp	Jorge López	rhp
267	1-29-24	Seattle	Darren Bowen	rhp	Jorge Polanco	inf
			Anthony DeSclafani	rhp		
			Gabriel Gonzalez	of		
			Justin Topa	rhp		
			Cash			
268	2-11-24	Miami	Steven Okert	lhp	Nick Gordon	utl
269	2-26-24	Los Angeles-NL	Manny Margot	of	Noah Miller	inf
			Rayne Doncon	inf		
			Cash			
270	4-9-24	New York-NL	Michael Tonkin	rhp	Cash	
271	5-2-24	Arizona	Cash		Matt Bowman	rhp
272	7-30-24	Toronto	Trevor Richards	rhp	Jay Harry	inf
273	12-24-24	Boston	Mickey Gasper	inf/c	Jovani Moran	lhp
274	1-9-25	Los Angeles-NL	Diego Cartaya	c	Jose Vasquez	rhp
275	2-6-25	St. Louis	Cash		Michael Helman	utl

NOTE: Trades through February 15, 2025

LAST TRADE WITH...

AMERICAN LEAGUE

TRADES	TEAM	LAST TRADE
8	Baltimore	3/27/23
15	Boston	12/24/24
7	Chicago	7/28/12
15	Cleveland	8/2/22
10	Detroit	8/2/22
5	Houston	7/27/18
5	Kansas City	1/23/23
13	Los Angeles	11/18/22
16	New York	3/13/22
7	Oakland	8/9/18
12	Seattle	1/29/24
5	Tampa Bay	7/22/21
9	Texas	3/12/22
7	Toronto	7/30/24

OBTAINED
Cash
Mickey Gasper
Eduardo Escobar, Pedro Hernandez
Sandy León
Michael Fulmer
Jorge Alcala, Gilberto Celestino
Michael A. Taylor
Alejandro Hidalgo
Gary Sánchez, Gio Urshela
Dakota Chalmers
Darren Bowen, Anthony DeSclafani, Gabriel Gonzalez, Justin Topa, Cash
Drew Strotman, Joe Ryan
Isiah Kiner-Falefa, Ronny Henriquez
Trevor Richards

TRADED
Danny Coulombe
Jovani Moran
Francisco Liriano
Ian Hamilton
Sawyer Gipson-Long
Ryan Pressly
Steven Cruz, Evan Sisk
Gio Urshela
Josh Donaldson, Isiah Kiner-Falefa,
Ben Rortvedt
Fernando Rodney
Jorge Polanco
Nelson Cruz
Mitch Garver
Jay Harry

NATIONAL LEAGUE

TRADES	TEAM	LAST TRADE
7	Arizona	5/2/24
7	Atlanta	9/8/19
11	Chicago	8/30/18
9	Cincinnati	11/18/22
6	Colorado	12/6/11
6	Miami	2/11/24
14	Los Angeles	1/9/25
9	Milwaukee	8/21/15
10	New York	4/9/24
10	Philadelphia	7/20/19
7	Pittsburgh	2/9/17
7	St. Louis	2/6/25
7	San Diego	4/7/22
12	San Francisco	2/4/21
12	Washington	1/10/23

OBTAINED
Cash
Ryan LaMarre
Chris Gimenez
Kyle Farmer
PTBNL (Daniel Turpen)
Steven Okert
Diego Cartaya
Neal Cotts
Michael Tonkin
Cash
Cash
Cash
Chris Paddack, Emilio Pagan
Shaun Anderson
A.J. Alexy

TRADED
Matt Bowman
Cash
Bobby Wilson
Casey Legumina
Kevin Slowey
Nick Gordon
Jose Vasquez
PTBNL
Cash
Mike Morin
Pat Light
Michael Helman
Taylor Rogers, Brent Rooker, PTBNL
LaMonte Wade, Jr.
Christian Jimenez

TWINS ANNUAL AWARDS

CALVIN R. GRIFFITH AWARD — MOST VALUABLE TWIN

(First Twins Owner)

1961.....	Harmon Killebrew	1982.....	Gary Ward	2003.....	Shannon Stewart
1962.....	Vic Power	1983.....	John Castino	2004.....	Johan Santana
1963.....	Earl Battey	1984.....	Kent Hrbek	2005.....	Johan Santana
1964.....	Tony Oliva	1985.....	Kirby Puckett	2006.....	*Justin Morneau
1965.....	*Zoilo Versalles	1986.....	Kirby Puckett	2007.....	Torii Hunter
1966.....	Harmon Killebrew	1987.....	Jeff Reardon	2008.....	Justin Morneau
1967.....	Harmon Killebrew	1988.....	Kirby Puckett	2009.....	*Joe Mauer
1968.....	César Tovar	1989.....	Kirby Puckett	2010.....	Joe Mauer
1969.....	*Harmon Killebrew	1990.....	Brian Harper	2011.....	Michael Cuddyer
1970.....	Harmon Killebrew	1991.....	Jack Morris	2012.....	Josh Willingham
1971.....	Leo Cardenas	1992.....	Kirby Puckett	2013.....	Joe Mauer
1972.....	Rod Carew	1993.....	Brian Harper	2014.....	Phil Hughes
1973.....	Rod Carew	1994.....	Kirby Puckett	2015.....	Miguel Sanó
1974.....	Rod Carew	1995.....	Chuck Knoblauch	2016.....	Brian Dozier
1975.....	Rod Carew	1996.....	Chuck Knoblauch	2017.....	Brian Dozier
1976.....	Rod Carew	1997.....	Brad Radke	2018.....	Eddie Rosario
1977.....	*Rod Carew	1998.....	Matt Lawton	2019.....	Nelson Cruz
1978.....	Roy Smalley	1999.....	Brad Radke	2020.....	Nelson Cruz
1979.....	Roy Smalley	2000.....	Matt Lawton	2021.....	Jorge Polanco
1980.....	John Castino	2001.....	Doug Mientkiewicz	2022.....	Carlos Correa
1981.....	Doug Corbett	2002.....	Torii Hunter	2023.....	Sonny Gray
				2024.....	Willi Castro

Award voted on by the Twin Cities Chapter of the BBWAA

(* — also American League MVP)

JOSEPH W. HAYNES AWARD — TWINS PITCHER OF THE YEAR

(Former Twins Executive Vice President)

1962.....	Camilo Pascual	1983.....	Ken Schrom	2004.....	*Johan Santana
1963.....	Bill Dailey	1984.....	Frank Viola	2005.....	Johan Santana
1964.....	Al Worthington	1985.....	Ron Davis	2006.....	*Johan Santana
1965.....	Jim Grant	1986.....	Bert Blyleven	2007.....	Johan Santana
1966.....	Jim Kaat	1987.....	Frank Viola	2008.....	Joe Nathan
1967.....	Dean Chance	1988.....	*Frank Viola	2009.....	Joe Nathan
1968.....	Dean Chance	1989.....	Allan Anderson	2010.....	Carl Pavano
1969.....	Jim Perry	1990.....	Rick Aguilera	2011.....	Glen Perkins
1970.....	*Jim Perry	1991.....	Jack Morris	2012.....	Scott Diamond
1971.....	Bert Blyleven	1992.....	John Smiley	2013.....	Glen Perkins
1972.....	Jim Kaat	1993.....	Rick Aguilera	2014.....	Phil Hughes
1973.....	Bert Blyleven	1994.....	Kevin Tapani	2015.....	Kyle Gibson
1974.....	Bill Campbell	1995.....	Brad Radke	2016.....	Ervin Santana
1975.....	Jim Hughes	1996.....	Frank Rodriguez	2017.....	Ervin Santana
1976.....	Bill Campbell	1997.....	Brad Radke	2018.....	José Berrios
1977.....	Dave Goltz	1998.....	Mike Trombley	2019.....	Taylor Rogers
1978.....	Mike Marshall	1999.....	Brad Radke	2020.....	Kenta Maeda
1979.....	Jerry Koosman	2000.....	Eric Milton	2021.....	José Berrios
1980.....	Doug Corbett	2001.....	Joe Mays	2022.....	Jhoan Duran
1981.....	Doug Corbett	2002.....	Eddie Guardado	2023.....	Sonny Gray
1982.....	Bobby Castillo	2003.....	Johan Santana	2024.....	Griffin Jax

Award voted on by the Twin Cities Chapter of the BBWAA

(* — also American League Cy Young)

BILL BONI AWARD — TWINS OUTSTANDING ROOKIE

(Former St. Paul Dispatch-Pioneer Press Executive Sports Editor)

1962.....	Bernie Allen	1983.....	Darrell Brown	2004.....	Joe Mauer
1963.....	Jimmie Hall	1984.....	Kirby Puckett	2005.....	Jesse Crain
1964.....	*Tony Oliva	1985.....	Mark Salas	2006.....	Francisco Liriano
1965.....	Sandy Valdespino	1986.....	Steve Lombardozzi	2007.....	Matt Garza
1966.....	César Tovar	1987.....	Les Straker	2008.....	Denard Span
1967.....	*Rod Carew	1988.....	None Awarded	2009.....	Jose Mijares
1968.....	Ron Clark	1989.....	Gary Wayne	2010.....	Danny Valencia
1969.....	George Mitterwald	1990.....	Kevin Tapani	2011.....	Ben Revere
1970.....	Bert Blyleven	1991.....	*Chuck Knoblauch	2012.....	Scott Diamond
1971.....	Steve Braun	1992.....	Mike Trombley	2013.....	Caleb Thielbar
1972.....	Bob Darwin	1993.....	Pat Meares	2014.....	Danny Santana
1973.....	Jerry Terrell	1994.....	Matt Walbeck	2015.....	Miguel Sanó
1974.....	Craig Kuskick	1995.....	*Marty Cordova	2016.....	Max Kepler
1975.....	Dan Ford	1996.....	Ron Coomer	2017.....	Trevor Hildenberger
1976.....	Butch Wynegar	1997.....	None Awarded	2018.....	Jake Cave
1977.....	Paul Thormodsgard	1998.....	Eric Milton	2019.....	Luis Arraez
1978.....	Roger Erickson	1999.....	Cristian Guzmán	2020.....	Randy Dobnak
1979.....	*John Castino	2000.....	Mark Redman	2021.....	Bailey Ober
1980.....	Doug Corbett	2001.....	Luis Rivas	2022.....	Jhoan Duran
1981.....	Dave Engle	2002.....	Bobby Kielty	2023.....	Royce Lewis
1982.....	Kent Hrbek	2003.....	Lew Ford	2024.....	Simeon Woods Richardson

Award voted on by the Twin Cities Chapter of the BBWAA

(* — also American League Rookie of the Year)

JIM KAAT AWARD — DEFENSIVE PLAYER OF THE YEAR

(Former Twins Pitcher)

2012.....	Ben Revere	2016.....	Byron Buxton	2020.....	Byron Buxton
2013.....	Pedro Florimon	2017.....	Byron Buxton	2021.....	Andrelton Simmons
2014.....	Brian Dozier	2018.....	Max Kepler	2022.....	Carlos Correa
2015.....	Eddie Rosario	2019.....	Byron Buxton	2023.....	Carlos Correa
				2024.....	Carlos Santana

Award voted on by the Twin Cities Chapter of the BBWAA

TWINS ANNUAL AWARDS

CHARLES O. JOHNSON AWARD — MOST IMPROVED TWIN

(Former Minneapolis Star and Tribune Sports Editor)

1963.....	Lee Stange	1984.....	Frank Viola	2005.....	Carlos Silva
1964.....	Jim Kaat	1985.....	Ron Davis	2006.....	Michael Cuddyer
1965.....	Don Mincher	1986.....	Gary Gaetti	2007.....	Carlos Silva
1966.....	Jim Kaat	1987.....	Greg Gagne	2008.....	Alexi Casilla
1967.....	Ted Uhlaender	1988.....	Allan Anderson	2009.....	Michael Cuddyer
1968.....	Ted Uhlaender	1989.....	Brian Harper	2010.....	Delmon Young
1969.....	Rod Carew	1990.....	Mark Guthrie	2011.....	Glen Perkins
1970.....	César Tovar	1991.....	Shane Mack	2012.....	Ben Revere
1971.....	César Tovar	1992.....	Mark Guthrie	2013.....	Brian Dozier
1972.....	Danny Thompson	1993.....	Larry Casian	2014.....	Eduardo Escobar
1973.....	Jim Holt	1994.....	Chuck Knoblauch	2015.....	Aaron Hicks
1974.....	Glenn Borgmann	1995.....	Pedro Muñoz	2016.....	Brian Dozier
1975.....	Phil Roof	1996.....	Rich Becker	2017.....	Byron Buxton
1976.....	Lyman Bostock	1997.....	Brad Radke	2018.....	Kyle Gibson
1977.....	Rod Carew	1998.....	Todd Walker	2019.....	Mitch Garver
1978.....	Roy Smalley	1999.....	Eric Milton	2020.....	Matt Wisler
1979.....	Rob Wilfong	2000.....	Cristian Guzmán	2021.....	Jorge Polanco
1980.....	John Castino	2001.....	Joe Mays	2022.....	Nick Gordon
1981.....	Sal Butera	2002.....	LaTroy Hawkins	2023.....	Ryan Jeffers
1982.....	Gary Ward	2003.....	Johan Santana	2024.....	Cole Sands
1983.....	Mickey Hatcher	2004.....	Juan Rincón		

Award voted on by the Twin Cities Chapter of the BBWAA

SHERRY ROBERTSON AWARD — TWINS OUTSTANDING FARM SYSTEM POSITION PLAYER*

(Former Twins Farm Director)

1970.....	Mark Wiley	1988.....	Pete Delkus	2006.....	Alexi Casilla
1971.....	Steve Brye	1989.....	Paul Sorrento	2007.....	Brian Buscher
1972.....	Tom Smithson	1990.....	Denny Neagle	2008.....	Ben Revere
1973.....	Craig Kucick	1991.....	Pat Mahomes	2009.....	Ben Revere
1974.....	Butch Wynegar	1992.....	Marty Cordova	2010.....	Joe Benson
1975.....	Steve Luebber	1993.....	LaTroy Hawkins	2011.....	Brian Dozier
1976.....	Dan Graham	1994.....	LaTroy Hawkins	2012.....	Oswaldo Arcia
1977.....	Greg Field	1995.....	Javier Valentín	2013.....	Byron Buxton
1978.....	Steve Douglas	1996.....	Todd Walker	2014.....	Kenys Vargas
1979.....	Steve Green	1997.....	David Ortiz	2015.....	Max Kepler
1980.....	Bob Konopa	1998.....	Doug Mientkiewicz	2016.....	Zack Granite
1981.....	Kent Hrbek	1999.....	Michael Restovich	2017.....	Mitch Garver
1982.....	Jeff Reed	2000.....	John Barnes	2018.....	Alex Kirilloff
1983.....	Tim Lincecum	2001.....	Michael Cuddyer	2019.....	Trevor Larnach
1984.....	Curt Wardle	2002.....	Lew Ford	2020.....	Jose Miranda
1985.....	Mark Davidson	2003.....	Joe Mauer	2021.....	Matt Wallner
1986.....	Gene Larkin	2004.....	Jason Kubel	2022.....	Brooks Lee
1987.....	Mike Dyer	2005.....	David Winfree	2023.....	Brooks Lee
				2024.....	Luke Keaschall

JIM RANTZ AWARD — TWINS OUTSTANDING FARM SYSTEM PITCHER*

(Former Twins Director of Minor Leagues)

2002.....	J.D. Durbin	2009.....	David Bromberg	2016.....	Stephen Gonsalves
2003.....	Jesse Crain	2010.....	Kyle Gibson	2017.....	Aaron Slegers
2004.....	Scott Baker	2011.....	Liam Hendriks	2018.....	Lewis Thorpe
2005.....	Francisco Liriano	2012.....	B.J. Hermesen	2019.....	Randy Dobnak
2006.....	Matt Garza	2013.....	Andrew Albers	2020.....	Louie Varland
2007.....	Kevin Slowey	2014.....	José Berrios	2021.....	Louie Varland
2008.....	Anthony Slama	2015.....	José Berrios	2022.....	Cory Lewis
				2023.....	Zebby Matthews
				2024.....	

* the Twins presented two awards beginning in 2002 to distinguish between position players (Sherry Robertson Award) and pitchers.

DICK SIEBERT AWARD — UPPER MIDWEST PLAYER OF THE YEAR

(Former University of Minnesota Baseball Coach)

1962.....	Dick Stigman, MIN	1983.....	Mike Boddicker, BAL	2004.....	Keith Foulke, BOS
1963.....	John Blanchard, NYY	1984.....	Kent Hrbek, MIN	2005.....	Travis Hafner, CLE
1964.....	Bob Johnson, BAL	1985.....	Dave Winfield, NYY	2006.....	Joe Mauer, MIN
1965.....	Jerry Kindall, MIN	1986.....	Jack Morris, DET	2007.....	Pat Neshek, MIN
1966.....	Rick Reichardt, CAL	1987.....	Paul Molitor, MIL	2008.....	Joe Mauer, MIN
1967.....	Lee Stange, BOS	1988.....	Dave Winfield, NYY	2009.....	Joe Mauer, MIN
1968.....	Jerry Koosman, NYM	1989.....	Terry Steinbach, OAK	2010.....	Joe Mauer, MIN
1969.....	Jerry Koosman, NYM	1990.....	Mike Boddicker, BOS	2011.....	Jeremy Hellickson, TB
1970.....	Jerry Koosman, NYM	1991.....	Jack Morris, MIN	2012.....	Joe Mauer, MIN
1971.....	Dick Green, OAK	1992.....	Dave Winfield, MIN	2013.....	Jordan Zimmermann, WAS
1972.....	Denis Menke, CIN	1993.....	Paul Molitor, TOR	2014.....	Pat Neshek, STL
1973.....	John Hiller, DET	1994.....	Paul Molitor, TOR	2015.....	Tony Watson, PIT
1974.....	Dave Winfield, SD	1995.....	Dan Wilson, SEA	2016.....	Brad Hand, SD
1975.....	Dave Goltz, MIN	1996.....	Paul Molitor, MIN	2017.....	Joe Mauer, MIN
1976.....	Tom Poquette, KC	1997.....	Denny Neagle, ATL	2018.....	Joe Mauer, MIN
1977.....	Tom Johnson, MIN	1998.....	Rick Helling, TEX	2019.....	Nick Anderson, MIA/TB
1978.....	Paul Molitor, MIL	1999.....	Rick Helling, TEX	2020.....	Brad Hand, CLE
1979.....	Dave Winfield, SD	2000.....	Darin Erstad, ANA	2021.....	Jared Walsh, LAA
1980.....	Paul Molitor, MIL & Jack Morris, DET	2001.....	Aaron Sele, SEA	2022.....	Daulton Varsho, ARI
1981.....	Jack Morris, DET	2002.....	Jarrod Washburn, ANA	2023.....	Mitch Keller, PIT
1982.....	Paul Molitor, MIL	2003.....	Jim Brower, SF	2024.....	Matt Strahm, PHI

Award voted on by the Twin Cities Chapter of the BBWAA

TWINS ANNUAL AWARDS

CARL R. POHLAD AWARD — OUTSTANDING COMMUNITY SERVICE

(Late Twins Owner)

Established in 1993, the Carl R. Pohlad Award is named after the late Twins owner who always felt the need to return something to his community. Voted on by the Twins Community Fund Board of Directors, the award recognizes a Twins player whose work and dedication on behalf of the ball club benefit communities throughout the Upper Midwest.

1993.....	Brian Harper	2004.....	Torii Hunter	2015.....	Brian Dozier
1994.....	Kent Hrbek	2005.....	Ron Gardenhire	2016.....	Eduardo Escobar
1995.....	Kirby Puckett	2006.....	Michael Cuddyer	2017.....	Kyle Gibson
1996.....	Paul Molitor	2007.....	Johan Santana	2018.....	José Berrios
1997.....	Rick Aguilera	2008.....	Joe Mauer	2019.....	Nelson Cruz
1998.....	Terry Steinbach	2009.....	Justin Morneau	2020.....	Byron Buxton
1999.....	Ron Coomer	2010.....	Jesse Crain	2021.....	Taylor Rogers
2000.....	Denny Hocking	2011.....	Carl Pavano	2022.....	Carlos Correa
2001.....	Corey Koskie	2012.....	Denard Span	2023.....	Pablo López
2002.....	Brad Radke	2013.....	Glen Perkins	2024.....	Royce Lewis
2003.....	Doug Mientkiewicz	2014.....	Brian Duensing		

MIKE AUGUSTIN AWARD

“MEDIA GOOD GUY” AWARD

(Former Pioneer Press Sports Writer)

2006.....	Torii Hunter
2007.....	Torii Hunter
2008.....	Joe Nathan
2009.....	Denard Span
2010.....	Michael Cuddyer
2011.....	Michael Cuddyer
2012.....	Glen Perkins
2013.....	Brian Dozier
2014.....	Ron Gardenhire
2015.....	Torii Hunter
2016.....	Terry Ryan
2017.....	Chris Gimenez
2018.....	Kyle Gibson
2019.....	Kyle Gibson
2020.....	Taylor Rogers
2021.....	Josh Donaldson
2022.....	Carlos Correa
2023.....	Pablo López
2024.....	Ryan Jeffers

Award voted on by the Twin Cities Chapter of the BBWAA

HERB CARNEAL AWARD

LIFETIME ACHIEVEMENT AWARD

(Former Twins Broadcaster)

2006.....	Herb Carneal
2007.....	Tom Mee
2008.....	Carl Pohlad
2009.....	Jerry Bell
2010.....	Bert Blyleven
2011.....	John Gordon
2012.....	Jim Rantz
2013.....	Tony Oliva
2014.....	None Awarded
2015.....	Tom Kelly
2016.....	Rod Carew
2017.....	Rick Stelmazek
2018.....	Jack Morris
2019.....	John Anderson
2020.....	n/a
2021.....	Mike Radcliff
2022.....	Patrick Reusse
2023.....	Dick Bremer
2024.....	Ron Gardenhire

Award voted on by the Diamond Awards Committee

BOB ALLISON AWARD

LEADERSHIP AWARD

(Former Twins Outfielder)

2005.....	Mike Redmond
2006.....	Brad Radke
2007.....	Mike Redmond
2008.....	Justin Morneau
2009.....	Michael Cuddyer
2010.....	Michael Cuddyer
2011.....	Michael Cuddyer
2012.....	Justin Morneau
2013.....	Justin Morneau
2014.....	Kurt Suzuki
2015.....	Torii Hunter
2016.....	Brian Dozier
2017.....	Brian Dozier
2018.....	Joe Mauer
2019.....	Nelson Cruz
2020.....	Nelson Cruz
2021.....	Nelson Cruz
2022.....	Carlos Correa
2023.....	Carlos Correa
2024.....	Carlos Correa

Award voted on by the Twin Cities Chapter of the BBWAA

KIRBY PUCKETT AWARD

ALUMNI COMMUNITY SERVICE

(Former Twins Outfielder)

2006.....	Harmon Killebrew
2007.....	Tony Oliva
2008.....	Kent Hrbek
2009.....	Rod Carew
2010.....	Bert Blyleven
2011.....	Terry Steinbach
2012.....	Roy Smalley
2013.....	Frank Quilici
2014.....	Jim Kaat
2015.....	Julio Becquer
2016.....	Jim “Mudcat” Grant
2017.....	Tim Laudner
2018.....	Corey Koskie
2019.....	Justin Morneau
2020.....	LaTroy Hawkins
2021.....	Joe Mauer
2022.....	Al Newman
2023.....	Tommy Watkins
2024.....	Torii Hunter

Award voted on by the Twins Community Fund Board of Directors

TERRY RYAN AWARD — PLAY BALL! MINNESOTA

(Former Twins Executive VP/General Manager)

2006.....	John Wilkens	2015.....	Craig Anderson
2007.....	Bill Peterson	2016.....	Kim Niederluecke
2008.....	Tink Larson	2017.....	Jim Pettersen
2009.....	Jim Peck	2018.....	Paul Karst
2010.....	Ed Lippert	2019.....	Joe Kreger
2011.....	Dale Welter	2020.....	Charles “Corky” Reynolds
2012.....	Jim Berbee	2021.....	Todd Smrekar
2013.....	Steve Winfield	2022.....	Laura Day
2014.....	Larry Gallagher	2023.....	Frank White
		2024.....	Michael Bleier

Award voted on by the Twins Community Fund Board of Directors

TWINS ANNUAL AWARDS

MVP/PLAYER OF THE YEAR

1965 AL MVP	Zoilo Versalles
1965 TSN AL Player of the Year	Tony Oliva
1969 AL MVP	Harmon Killebrew
1969 TSN AL Player of the Year	Harmon Killebrew
1970 TSN AL Player of the Year	Harmon Killebrew
1971 TSN AL Player of the Year	Tony Oliva
1975 Joe Cronin Award/AL Player of the Year	Rod Carew
1977 AL MVP	Rod Carew
1977 TSN MLB Player of the Year	Rod Carew
2006 AL MVP	Justin Morneau
2006 Baseball America MLB Player of the Year	Johan Santana
2009 AL MVP	Joe Mauer

CY YOUNG AWARD/PITCHER OF THE YEAR

1965 TSN AL Pitcher of the Year	Jim Grant
1966 TSN AL Pitcher of the Year	Jim Kaat
1970 AL Cy Young Award	Jim Perry
1988 AL Cy Young Award	Frank Viola
1988 TSN AL Pitcher of the Year	Frank Viola
2004 AL Cy Young Award	Johan Santana
2004 TSN AL Pitcher of the Year	Johan Santana
2006 AL Cy Young Award	Johan Santana

ROOKIE OF THE YEAR

1964 AL Rookie of the Year	Tony Oliva
1964 TSN AL Rookie Player of the Year	Tony Oliva
1967 AL Rookie of the Year	Rod Carew
1967 TSN AL Rookie Player of the Year	Rod Carew
1970 TSN AL Rookie Pitcher of the Year	Bert Blyleven
1976 TSN AL Rookie Player of the Year	Butch Wynegar
1979 AL Co-Rookie of the Year	John Castino with Alfredo Griffin
1991 AL Rookie of the Year	Chuck Knoblauch
1991 TSN AL Rookie Player of the Year	Chuck Knoblauch
1995 AL Rookie of the Year	Marty Cordova

ROBERTO CLEMENTE AWARD

1977	Rod Carew
1994	Dave Winfield
1996	Kirby Puckett
2021	Nelson Cruz

BRANCH RICKEY AWARD - COMMUNITY SERVICE

1993	Kirby Puckett
1998	Paul Molitor

ROBERT O. FISHEL PUBLIC RELATIONS AWARD

1988	Tom Mee
2020	Dustin Morse

DONALD DAVIDSON TRAVELING SECRETARY OF THE YEAR AWARD

2000	Remzi Kiratli
2023	Mike Herman

ORGANIZATION OF THE YEAR AWARD

2000	Topps
2002	Baseball America
2002	USA Today
2004	Baseball America

TOPPS LONG & MERITORIOUS SERVICE AWARD

1984	George Brophy
1997	Jim Rantz

CHIEF BENDER AWARD - SCOUT OF THE YEAR

2008	Jim Rantz
2011	Mike Radcliff
2021	Mike Bell

BASEBALL AMERICA MINOR LEAGUE PLAYER OF THE YEAR

2003	Joe Mauer
2013	Byron Buxton

MANAGER OF THE YEAR

1965 TSN Major League Manager of the Year	Sam Mele
1965 AP AL Manager of the Year	Sam Mele
1965 UPI AL Manager of the Year	Sam Mele
1987 UPI AL Manager of the Year	Tom Kelly
1991 TSN AL Manager of the Year	Tom Kelly
1991 UPI AL Manager of the Year	Tom Kelly
1991 AL Manager of the Year	Tom Kelly
2004 TSN AL Manager of the Year	Ron Gardenhire with Buck Showalter
2008 Baseball America AL Manager of the Year	Ron Gardenhire
2010 TSN AL Manager of the Year	Ron Gardenhire
2010 AL Manager of the Year	Ron Gardenhire
2015 TSN AL Manager of the Year	Paul Molitor
2017 AL Manager of the Year	Paul Molitor
2019 AL Manager of the Year	Rocco Baldelli

EXECUTIVE OF THE YEAR

1965 TSN Executive of the Year	Calvin Griffith
1991 TSN Executive of the Year	Andy MacPhail
2002 TSN Executive of the Year	Terry Ryan
2004 Baseball America's MLB Executive of the Year	Terry Ryan
2006 TSN Executive of the Year	Terry Ryan

ROLAIDS RELIEF MAN AWARD/ FIREMAN OF THE YEAR

1969 TSN AL Fireman of the Year	Ron Perranoski
1970 TSN AL Fireman of the Year	Ron Perranoski
1976 TSN AL Fireman of the Year	Bill Campbell
1976 Roloids Relief Man Award	Bill Campbell
1979 TSN co-AL Fireman of the Year	Mike Marshall with Jim Kern
1987 TSN co-AL Fireman of the Year	Jeff Reardon with Dave Righetti
2009 Roloids Relief Man Award	Joe Nathan (tied with Mariano Rivera)

COMEBACK PLAYER OF THE YEAR

1967 AP American League	Dean Chance
1979 UPI American League	Jerry Koosman
1991 TSN American League	Jack Morris
2010 AL Comeback Player of the Year	Francisco Liriano

USA TODAY MINOR LEAGUE PLAYER OF THE YEAR

2005	Francisco Liriano
2006	Matt Garza

EDGAR MARTÍNEZ AWARD - OUTSTANDING DH

1991	Chili Davis
1996	Paul Molitor
2019	Nelson Cruz

JOE CRONIN AWARD - AL ACHIEVEMENT

1975	Rod Carew
1993	Dave Winfield

MARVIN MILLER "MAN OF THE YEAR"

1998	Paul Molitor
2007	Torii Hunter

WILSON DEFENSIVE PLAYER OF THE YEAR

2017	Byron Buxton
------	--------------

ALL-MLB TEAMS

2019	Nelson Cruz, DH (first team)
2020	Nelson Cruz, DH (second team)
	Kenta Maeda, SP (second team)

MUHAMMAD ALI SPORTS HUMANITARIAN AWARD

2020	Nelson Cruz
------	-------------

STAR TRIBUNE SPORTS PERSON OF THE YEAR AWARD

2001	Joe Mauer
2002	Harry Crump
2006	Twins Organization
2010	Earl Santee
2019	Nelson Cruz

TWINS ANNUAL AWARDS AND HONORS

AMERICAN LEAGUE PLAYER OF THE MONTH

1974	May	Rod Carew (.425, 37 H, 6 2B, 10 RBI)
1975	May	Jim Hughes (6-0, 0.69 ERA, 5 CG, 7.0 IP SHO relief)
1977	June	Rod Carew (.482, 54 H, 7 2B, 8 3B, 3 HR, 30 RBI)
1977	September	Rod Carew (.439, 37 H, 5 2B, 1 3B, 2 HR, 464 OBP)
1984	July	Kent Hrbek (.368, 31 RBI, 76 TB, 717 SLG)
1986	April	Kirby Puckett (.396, 68 TB, 36 H, 8 HR, 22 R)
1986	June	Kent Hrbek (.400, .726 SLG, 8 HR, 27 RBI)
1989	August	Kent Hrbek (.370, 7 HR, 23 RBI, 69 TB, 6 GW-RBI, 21 R)
1992	May	Kirby Puckett (.374, 23 R, 40 H, 7 HR, 25 RBI)
1992	June	Kirby Puckett (.336, 24 R, 40 H, 5 HR, 24 RBI)
2002	April	Tori Hunter (.371, 39 H, 9 HR, 20 RBI)
2006	June	Joe Mauer (.452, 42 H, 14 RBI, 187 R, .528 OBP)
2007	May	Justin Morneau (.314, 33 H, 10 HR, 29 RBI, .667 SLG)
2009	May	Joe Mauer (.414, 41 H, 11 SLG, 32 RBI, .500 OBP, .838 SLG)
2010	July	Delmon Young (.434, 12 2B, 6 HR, 30 RBI, .736 SLG)
2021	April	Byron Buxton (.426, 8 2B, 8 HR, 14 RBI, .466 OBP, .897 SLG)

THE SPORTING NEWS/LOUISVILLE SILVER SLUGGER AWARD

Kirby Puckett	1986, '87, '88, '89, '92 and '94
Chuck Knoblauch	1995 and '97
Paul Molitor	1996
Joe Mauer	2006, '08, '09, '10 and '13
Justin Morneau	2006 and '08
Josh Willingham	2012
Nelson Cruz	2019 and '20
Mitch Garver	2019
Luis Arraez	2022

RAWLINGS GOLD GLOVE AWARD WINNERS

1961	Earl Battey, c	1968	Jim Kaat, p
1962	Earl Battey, c	1969	Jim Kaat, p
	Jim Kaat, p	1970	Jim Kaat, p
	Vic Power, 1b	1971	Jim Kaat, p
1963	Jim Kaat, p	1972	Jim Kaat, p
	Vic Power, 1b	1973	Jim Kaat, p
	Zoilo Versalles, ss	1986	Gary Gaetti, 3b
1964	Jim Kaat, p		Kirby Puckett, cf
1965	Jim Kaat, p	1987	Gary Gaetti, 3b
	Zoilo Versalles, ss		Kirby Puckett, cf
1966	Jim Kaat, p	1988	Gary Gaetti, 3b
	Tony Oliva, rf		Kirby Puckett, cf
1967	Jim Kaat, p		

AMERICAN LEAGUE PITCHER OF THE MONTH

1987	July	Frank Viola (5-0, 2 CG, 1.88 ERA, 1 SHO, 48 IP)
1988	May	Frank Viola (6-0, 1.53 ERA, 2 CG, 2 SHO, 47 IP, 39 K)
1991	May	Scott Erickson (5-0, 1.36 ERA, 46.1 IP, 1 SHO)
1991	June	Jack Morris (6-0, 2 CG, 1 SHO)
1991	August	Kevin Tapani (5-0, 48 IP, 1 CG, 8-game win-streak)
1992	April	Bill Krueger (4-0, 0.84 ERA, 32 IP, 18 H, 3 ER, 16 K, 1 SHO)
1992	June	John Smiley (4-0, 1.34 ERA, 47 IP, 34 H, 8 BB, 35 K)
1993	June	Rick Aguilera (10 saves, 0.00 ERA, 13 IP, 39/42 batters retired)
1997	July	(co-with Finley) Brad Radke (6-0, 1.57 ERA, 46 IP, 10 BB, 30 K)
2001	April	Brad Radke (5-0, 2.23 ERA, 48.1 IP, 4 BB, 25 K)
2003	August	Johan Santana (5-0, 1.07 ERA, 42.0 IP, 10 BB, 44 K)
2004	July	Johan Santana (3-2, 1.17 ERA, 46.0 IP, 14 H, 61 K)
2004	August	Johan Santana (6-0, 2.08 ERA, 43.1 IP, 7 BB, 52 K)
2004	September	Johan Santana (5-0, 0.45 ERA, 40.0 IP, 7 BB, 52 K)
2006	June	Johan Santana (5-0, 1.05 ERA, 43.0 IP, 24 H, 44 K)
2006	September	Johan Santana (3-1, 1.78 ERA, 35.1 IP, 38 K)
2010	April	Francisco Liriano (3-0, 0.93 ERA, 29.0 IP, 27 K)

AMERICAN LEAGUE ROOKIE OF THE MONTH

2006	June	Francisco Liriano (4-1, 2.31, 35.0 IP, 35 K)
2006	July	Francisco Liriano (4-1, 1.51, 41.2 IP, 55 K)
2006	September	Boof Bonser (4-1, 2.63, 37.2 IP, 30 K)
2011	June	(co-with Weeks) Ben Revere (.294, 30 H, 14 R, 7 SB)
2015	August	Miguel Sanó (.278, 7 2B, 9 HR, 26 RBI, 1.006 OPS)
2022	July	Jose Miranda (.353, 2 2B, 5 HR, 19 RBI, 1.008 OPS)
2023	September/October	Royce Lewis (.313, 2 2B, 6 HR, 23 RBI, 1.022 OPS)

2008	Johan Santana, p
2009	Joe Mauer, c
2010	Joe Mauer, c
2017	Byron Buxton, cf
	Brian Dozier, 2b
2024	Carlos Santana, 1b

BOLD denotes AL Platinum Glove winner (since 2011)

AMERICAN LEAGUE PLAYER OF THE WEEK

1974	April 30	Bill Campbell (20.1 innings of scoreless relief)
	July 2	Tony Oliva (4 HR, 12 hits in 2 days)
1975	June 8	Rod Carew (.647)
1976	Sept. 5	Rod Carew (.467, 9 R, 5 RBI, stole home)
1977	June 27	Rod Carew (.607)
1979	May 6	Mike Marshall (5 G, 3-0, 2 saves)
	June 1	Roy Smalley (.462, 3 HR, 11 RBI)
1981	May 3	Roy Smalley (.476, 3 GW-RBI)
1982	July 4	Gary Ward (.400, 4 HR, 12 RBI, 1.080 SLG)
	Sept. 12	Gary Ward (3 HR, 9 RBI)
1984	August 19	Mickey Hatcher (.556, 5 2B, 28 TB, 6 RBI)
1985	August 18	Bert Blyleven (1.50 ERA, 2 CG, 1 SHO, 16 K)
1986	April 27	Kirby Puckett (.462, 4 HR, .962 SLG)
	June 22	(co-winner with Sutton) Kent Hrbek (.480, 4 HR, 12 RBI)
	August 3	Kirby Puckett (.519, 14 H, 2 HR, 8 RBI, .963 SLG)
1987	August 31	(co-winner with Lansford) Kirby Puckett (.577, 8 R)
1988	May 1	Kent Hrbek (.478, 4 2B, 2, 1.174 SLG)
	May 29	(co-winner with Flier) Jeff Reardon (5 saves in 5 games)
	June 5	Greg Gagne (.529, 1.176 SLG, 7 RBI)
	August 14	Dan Gladden (.566, 4 SB, 7 R)
1989	June 18	Gary Gaetti (.360, 8 R, 4 HR, 10 RBI, .840 SLG)
	June 25	Dan Gladden (14 H, 10 R, 2 HR, 6 RBI)
	July 2	Frank Viola (2-0, 2 CG, 0.50 ERA, 11 K, 1 SHO)
	July 30	Kent Hrbek (.6 R, 3 HR, 13 RBI, 1.000 SLG)
1990	July 15	Kent Hrbek (.563, 3 HR, 4 RBI, 1.188 SLG, .682 OBP)
1992	June 7	Kirby Puckett (.484, 10 HR, 10 RBI)
	June 28	Brian Harper (.632, 6 R, 2 HR, 7 RBI, 1.053 SLG)
1993	May 16	Dave Winfield (.522, 12 H, 7 R, 3 HR, 6 RBI)
	June 13	Shane Mack (.400, 3 HR, 10 RBI)
	Sept. 12	Kevin Tapani (2-0, 0.57 ERA, 15.2 IP, 1 ER, 14 K, 1 SHO)
1994	May 1	Scott Erickson (no-hitter April 27 vs. MIL, 9.0 IP, 4 BB, 5 K)
1995	May 21	Marty Cordova (Homered in 5 consecutive games, May 16-20)
	Sept. 3	Chuck Knoblauch (.545, 6 R, 3 2B, 2 HR, 5 RBI)
1996	April 7	Dave Hollins (.615, 6 R, 2 HR, 5 RBI)
	July 7	Chuck Knoblauch (.536, 4 2B, 2 3B, 3 HR, 3 SB)
1997	Sept. 21	Brad Radke (2-0, 1.02 ERA, 17.2 IP, 2 ER, 2 BB, 13 K)
	July 26	Todd Walker (.750, 15 H, 8 R, 1.050 SLG, .783 OBP)
1998	Sept. 12	Eric Milton (no-hitter, Sept. 11 vs. ANA, 9.0 IP, 2 BB, 13 K)
2001	July 8	Matt Lawton (.586, 11 runs, 4 HR, 10 RBI)
2002	June 9	Jacque Jones (.538, 14 hits, 10 RBI, 24 TB, .923 SLG, .571 OBP)

2003	May 11	Jacque Jones (.560, 14 hits, 10 R, 24 TB, .960 SLG, .560 OBP)
	June 22	(co-with Wells) Corey Koskie (.429, 10 R, 11 RBI, 25 TB, .893 SLG)
2004	May 16	(co-with Martinez) Joe Nathan (0.00 ERA, 4 saves, 4.0 IP, 5 K)
	June 20	Johan Santana (2-0, 2.25 ERA, 16.0 IP, 19 K)
	Sept. 19	Johan Santana (2-0, 0.00 ERA, 15.0 IP, 21 K)
2005	June 13	Tori Hunter (.381, 9 R, 3 HR, 5 RBI, 21 TB, 1.000 SLG, .458 OBP)
	July 5	Joe Nathan (0.00 ERA, 5 saves, 5.0 IP, 5 K)
	August 22	Lew Ford (.364, 7 R, 3 HR, 10 RBI, 21 TB, .636 SLG)
2006	June 5	Joe Mauer (.625, 5 2B, 4 RBI, 6 BB in 6 G)
	June 11	Tori Hunter (.625, 15-24, 5 2B, 4 RBI, 2 SB)
2007	July 8	Justin Morneau (.438, 4 HR, 13 RBI)
	August 19	Johan Santana (1-0, 1.80 ERA, 15.0 IP, 21 K)
2008	Sept. 14	Carlos Gomez (.333, 2 2B, 13 RBI, 10 R)
2009	May 26	Joe Mauer (.458, 4 HR, 25 TB, 13 RBI, 12 R)
	July 6	Justin Morneau (.480, 4 HR, 26 TB, 8 RBI)
	Sept. 21	Michael Cuddyer (.292, 2 2B, 3 HR, 11 RBI)
	October 5	(co-with Young) Jason Kubel (.423, 3 HR, 12 RBI)
	October 5	(co-with Kubel) Delmon Young (.448, 3 HR, 12 RBI)
2010	July 6	Jim Thome (.400, 4 HR, 1 2B, 1 3B, 7 R, 1.150 SLG)
2011	May 9	Francisco Liriano (no-hitter May 3 at CWS)
	August 22	Jim Thome (600th career HR & 2-HR game, Aug. 15 at DET)
2012	April 9	Josh Willingham (.455, 2B, 3 HR, 4 RBI in 6 games)
2014	April 6	(co-with J. Hamilton) Chris Colabello (.391, 4 2B, 11 RBI, 4 R)
	August 24	Trevor Plouffe (.367, 5 2B, 2 HR, 10 RBI, 6 HR in 6 G)
	August 24	Danny Santana (.378, 2 2B, 2 3B, HR, 6 RBI, 7 R in 8 G)
2016	May 31	Joe Mauer (.440, 7 R, 4 HR, 7 RBI)
	July 10	Kennys Vargas (.471, 5 2B, 3 HR, 4 RBI, 6 BB in 6 G)
	August 8	(co-with Mauer) Max Kepler (.370, 9 R, 4 HR, 11 RBI, 6 BB in 6 G)
	August 8	(co-with Kepler) Joe Mauer (.560, 8 R, 6 2B, 3B, HR, 9 RBI in 6 G)
2017	April 30	Miguel Sanó (.524, 3 HR, 11 RBI in 5 G)
	August 13	Eddie Rosario (.444, 4 HR, 9 RBI, 10 R in 7 G)
	August 27	Byron Buxton (.333, 5 HR, 10 RBI in 7 G; 3-HR game Aug. 27 at TOR)
2018	June 10	Eduardo Escobar (.462, 12 H, 6 2B, 3B, 2 HR, 8 RBI in 7 G)
2019	May 6	Jake Odorizzi (2-0, 0.00 ERA, 13.0 IP, 6 H, 15 Ks, .136 BAA in 2 GS)
	May 27	Max Kepler (.571, 12 H, 4 2B, 3 HR, 10 RBI, 10 R, 1.790 OPS in 5 G)
	July 29	Nelson Cruz (.414, 12 H, 7 HR, 10 R, 1.172 OBP, 1.650 OPS in 7 G)
2020	July 26	Nelson Cruz (.538, 7 H, 2 2B, 3 HR, 10 RBI, 1.956 OPS in 3 G)
2022	June 11	Byron Buxton (.333, 7 H, 1 2B, 5 HR, 7 RBI, 1.512 OPS in 6 G)
2023	July 22	Alex Kirilloff (.345, 10 H, 2 2B, 3B, 3 HR, 10 RBI, 1.187 OPS in 7 G)
	June 16	Carlos Correa (.548, 17 H, 1 2B, 3 HR, 9 RBI, 1.447 OPS in 7 G)
	July 6	Jose Miranda (.700, 14 H, 4 2B, 1 HR, 6 RBI, 1.777 OPS in 6 G)

TWINS AMERICAN LEAGUE LEADERS

BATTING

BATTING CHAMPION

1964	Tony Oliva.....	323
1965	Tony Oliva.....	321
1969	Rod Carew.....	332
1971	Tony Oliva.....	337
1972	Rod Carew.....	318
1973	Rod Carew.....	#350
1974	Rod Carew.....	#364
1975	Rod Carew.....	#359
1977	Rod Carew.....	#388
1978	Rod Carew.....	333
1989	Kirby Puckett.....	#339
2006	Joe Mauer.....	#347
2008	Joe Mauer.....	328
2009	Joe Mauer.....	#365
2022	Luis Arraez.....	316

HOME RUNS

1962	Harmon Killebrew.....	48
1963	Harmon Killebrew.....	#45
1964	Harmon Killebrew.....	#49
1967	Harmon Killebrew.....	#*44
1969	Harmon Killebrew.....	#49

RBI

1962	Harmon Killebrew.....	126
1969	Harmon Killebrew.....	#140
1971	Harmon Killebrew.....	119
1977	Larry Hisle.....	119
1994	Kirby Puckett.....	112

HITS

1964	Tony Oliva.....	#217
1965	Tony Oliva.....	185
1966	Tony Oliva.....	191
1969	Tony Oliva.....	197
1970	Tony Oliva.....	204
1971	César Tovar.....	204
1973	Rod Carew.....	203
1974	Rod Carew.....	#218
1977	Rod Carew.....	#239
1987	Kirby Puckett.....	*207
1988	Kirby Puckett.....	#234
1989	Kirby Puckett.....	#215
1992	Kirby Puckett.....	#210
1996	Paul Molitor.....	225

RUNS

1963	Bob Allison.....	99
1964	Tony Oliva.....	109
1965	Zoilo Versalles.....	#126
1977	Rod Carew.....	#128

DOUBLES

1964	Tony Oliva.....	43
1965	Zoilo Versalles.....	#*45
1967	Tony Oliva.....	34
1969	Tony Oliva.....	39
1970	Tony Oliva.....	*36
	César Tovar.....	*36
1994	Chuck Knoblauch.....	#45

TRIPLES

1963	Zoilo Versalles.....	13
1964	Zoilo Versalles.....	*10
	Rich Rollins.....	*10
1965	Zoilo Versalles.....	*12
1970	César Tovar.....	13
1973	Rod Carew.....	*11
1977	Rod Carew.....	16
1981	John Castino.....	9
1996	Chuck Knoblauch.....	14
2000	Cristian Guzmán.....	#20
2001	Cristian Guzmán.....	#14
2003	Cristian Guzmán.....	#14
2009	Denard Span.....	*10
2015	Eddie Rosario.....	#15

TOTAL BASES

1964	Tony Oliva.....	#374
1965	Zoilo Versalles.....	308
1988	Kirby Puckett.....	#358
1992	Kirby Puckett.....	313

PITCHING

WINS

1965	Jim Grant.....	21
1966	Jim Kaat.....	25
1970	Jim Perry.....	#*24
1977	Dave Goltz.....	*20
1988	Frank Viola.....	#24
1991	Scott Erickson.....	#*20
2006	Johan Santana.....	#*19

EARNED RUN AVERAGE

1988	Allan Anderson.....	2.45
2004	Johan Santana.....	2.61
2006	Johan Santana.....	#2.77

STRIKEOUTS

1961	Camilo Pascual.....	221
1962	Camilo Pascual.....	206
1963	Camilo Pascual.....	202
1985	Bert Blyleven %.....	206
2004	Johan Santana.....	265
2005	Johan Santana.....	#238
2006	Johan Santana.....	#245

SHUTOUTS

1961	Camilo Pascual.....	#*8
1962	Camilo Pascual.....	#*5
	Jim Kaat.....	#*5
1965	Jim Grant.....	6
1973	Bert Blyleven.....	#9
1985	Bert Blyleven %.....	5
1996	Rich Robertson.....	#3
2008	Kevin Slowey.....	*2
2010	Carl Pavano.....	*2
2017	Ervin Santana.....	#*3
2018	José Berrios.....	*1

COMPLETE GAMES

1962	Camilo Pascual.....	18
1963	Camilo Pascual.....	*18
1966	Jim Kaat.....	19
1967	Dean Chance.....	18
1985	Bert Blyleven %.....	#24
2010	Carl Pavano.....	*7
2017	Ervin Santana.....	#*5
2018	José Berrios.....	#2

INNINGS PITCHED

1966	Jim Kaat.....	304.2
1967	Dean Chance.....	283.2
1985	Bert Blyleven %.....	#293.2
1986	Bert Blyleven.....	271.2
2006	Johan Santana.....	233.2

SAVES

1968	Al Worthington.....	18
1969	Ron Perranoski.....	#31
1970	Ron Perranoski.....	34
1979	Mike Marshall.....	32
2002	Eddie Guardado.....	45

GAMES

1976	Bill Campbell.....	78
1979	Mike Marshall.....	90
1981	Doug Corbett.....	54
1996	Eddie Guardado.....	*83
1999	Bob Wells.....	#*76
2008	Matt Guerrier.....	*76
2009	Matt Guerrier.....	79
2015	Kevin Jepsen %.....	75
2018	Ryan Pressly %.....	77

WIN PERCENTAGE

1962	Dick Stigman (12-5).....	.706
1965	Jim Grant (21-7).....	.750
1966	Dave Boswell (12-5).....	.706
1976	Bill Campbell (17-5).....	.773
1988	Frank Viola (24-7).....	.774

— MLB lead * — tie for AL lead % — played for two teams

W

WASHINGTON AND MINNESOTA FRANCHISE

1901-1960

Senators

The Minnesota Twins trace their roots as a major league franchise to the 1901 Washington Senators, but they go back even farther as a minor league team. The Western League began in 1894 with aspirations of becoming a major league, a status it achieved seven years later. Most of the Midwestern cities were left behind in the transition. For example, a St. Paul team owned by Charles Comiskey moved to Chicago, where it still exists as the White Sox. Several cities, including Minneapolis, had their teams disband and be replaced by ones in larger, eastern cities. However, the Kansas City team, owned and managed by Jimmy Manning, went to Washington and retained its minor-league connection.



Manning was the first manager of the Senators (officially the Nationals for many years but more often referred to by fans and others as the Senators) and brought with him most of his players from Kansas City.

The major-league Senators established their destiny early, finishing no higher than sixth in an eight-team league in each of its first 11 seasons, four times finishing in the cellar. As early as 1904 came the quip, "Washington: First in War, First in Peace, Last in the American League."

Washington wallowed despite the addition in 1907 of Walter Johnson, considered by many to be the best pitcher in the history of baseball. Johnson struck out more than 3,500 batters in his career. Several pitchers later surpassed his strikeout record, but Johnson achieved his total mainly during the deadball era, a period that preceded the big swingers.

In 1912 Johnson was credited with 33 pitching victories and helped the Senators finish second, the first time the team placed higher than sixth. Leading the team was Clark Griffith, in his first year as Washington manager. Griffith had been an outstanding pitcher in the 1890s and was a leader getting the American League established, helping to convince more than 100 National League players to join the new league.

Griffith also began acquiring an ownership interest in the Senators, selling cattle from his Montana ranch and eventually mortgaging the ranch to raise the funds needed to purchase a controlling interest. He became the team's president in 1920.

Around this time Griffith took custody of two children of his wife's brother, James Robertson, who lived in Montreal and had health and money problems. Calvin and Thelma Robertson moved to Washington and, although never formally adopted, took the Griffith name. Clark Griffith ran the Senators as a family operation. Calvin and Thelma eventually worked for the team along with the siblings who had stayed with James Robertson. As a 12-year-old, Calvin Griffith was a bat boy for the Senators at the high point for the team in Washington.

The Senators were guided by a veteran and a relative youngster in 1924. Walter Johnson (shown below), in his 18th season, led the American League with 23 wins. The second baseman, 27-year-old Bucky Harris, was in his first year of managing Washington while acquiring the nickname, "Boy Wonder."



The Senators stopped a three-year pennant streak by the New York Yankees and went to the World Series, against the New York Giants, who had won their fourth straight National League pennant. Those pulling for the Senators included President Calvin Coolidge, who attended the World Series

games in the capital. Many fans were excited that the 36-year-old Johnson finally had made it to the World Series. However, Johnson was the losing pitcher in the 12-inning opener as well as the fifth game, and

it looked like he wouldn't get the World Series win that so many were hoping for.

The World Series went to a decisive seventh game, and though Johnson didn't start, he entered the game after the Senators scored two runs on Harris's bad-hop single to tie the score in the last of the eighth. The Big Train, as Johnson was known, again had a shot at a World Series win, one that would give his team the championship. The victory, for Johnson and the Senators, came in the last of the 12th when Earl McNeely doubled home Muddy Ruel.



Another celebration came in 1925, although this time it was for only a league championship. Johnson won two games in the World Series against Pittsburgh. However, in the seventh game, he couldn't hold a four-run lead in the final game and lost to the Pirates.

As Clark Griffith worked his family members into the Senators organization, some worked their way into the family. Shortstop Joe Cronin came to Washington in 1928 and began courting Mildred Robertson, who was Griffith's secretary and his niece. Cronin became player-manager in 1933 as the Senators won 99 games to win the pennant although they lost to the Giants in the World Series. Cronin and Robertson got married near the end of the 1934 season. While they were on their honeymoon, Cronin got the word that he had been traded to the Boston Red Sox. The deal included \$250,000 from the Red Sox, an indication of how Griffith was always in need of money, to the point that he would unload a family member.

Bucky Harris returned as manager, continuing a pattern under Clark Griffith of Washington managers who had played for the team. In the 1940s, Ossie Bluege took the helm for five years. Bluege was an organization lifer, having played for the Senators for 18 years before becoming a coach and then manager. Bluege became farm director — he is credited with discovering Harmon Killebrew — and then the team's comptroller, a role he kept in the 1960s after Washington moved to Minnesota.

During World War II, the Senators were among teams who cut expenses with Griffith relying on an inexpensive and untapped pool of talent in Latin America. While the Senators scaled back on scouts, one man, Joe Cambria, stood out as Griffith's Caribbean connection, particularly in Cuba and especially after skin color no longer disqualified a player from organized baseball.



Clark Griffith died in 1955, and nephew Calvin took over as president. The Senators were as dismal as ever, and the usual low finish in the standings was commensurate with the small number of fans who attended games at Griffith Stadium.

The Senators had played on the same site since 1904, in a park that had been used by a Washington team in the National League in the 1890s. In March of 1911, the park's wooden stands burned. The grandstand was quickly rebuilt with steel and concrete and expanded over the years. It took the name Griffith Stadium in the 1920s and was notable for a quirky right-angle detour of the fence in center field to avoid several houses behind it as well as for its long distances to left field. Two players — Mickey Mantle and Josh Gibson — hit blasts long enough to clear the grandstand beyond the left-field fence, but it was a graveyard for right-handed hitters. For years, the distance down the line was more than 400 feet. The distance was reduced in the 1950s, eventually to 350 feet, making it more inviting for up-and-coming sluggers such as Bob Allison and Harmon Killebrew.

Even with an improving farm system and the arrival of young talent, Washington continued to lose more than 90 games a season. As season attendance stayed consistently below 500,000, and as other major-league teams were relocating, Calvin Griffith explored a new home for the Senators and finally, after the 1960 season, got permission to move to Minnesota.

The players the Senators developed and acquired — besides Allison and Killebrew, there were Camilo Pascual, Jim Kaat, and Earl Battey — became the All-Stars of the 1960s. Unfortunately for Washington, and fortunately for Minnesota, they did so as Twins rather than as Senators.

— Stew Thornley, local baseball historian

INDIVIDUAL FRANCHISE SEASON RECORDS

1901-2024

BATTING AND BASERUNNING

Average	.388, Carew, 1977	Grand Slams	4, Lewis, 2023
Games	164, Tovar, 1967	RBI	140, Killebrew, 1969
Plate Appearances	744, Puckett, 1985	Walks	151, Yost, 1956
At-Bats	691, Puckett, 1985	Hit-by-Pitch	24, Elberfeld, 1911
Runs	140, Knoblauch, 1996	Strikeouts	183, Sanó, 2021
Hits	239, Carew, 1977	Fewest Strikeouts	9 (616 AB), Rice, 1929
Extra-Base Hits	84, Oliva, 1964	Ground Into Double Play	30, Correa, 2023
Total Bases	374, Oliva, 1964	Fewest Ground Into Double Plays	1 (511 PA), Buxton, 2017
Slugging Percentage	.639, Cruz, 2019	Sacrifice Hits	52, Ganley, 1908
Singles	182, Rice, 1925	Sacrifice Flies	16, Gandil, 1914
Doubles	51, Vernon, 1946	Consecutive Game Hit-Strike	33, Manush, 1933
Triples	20, Goslin, 1925	Stolen Bases	88, Milan, 1912
Home Runs, Right-Handed	49, Killebrew, 1964, '69	Caught Stealing	33, Milan, 1912
Home Runs, Left-Handed	36, Kepler, 2019	Stolen Base Percentage	.96.7 (29-for-30), Buxton, 2017
Home Runs, Rookie	33, Hall, 1963		
Home Runs, Home	29, Killebrew, 1961		
Home Runs, Road	28, Killebrew, 1962		

PITCHING

ERA	+1.14 (371.2 ip), Johnson, 1913	Hits	367, Orth, 1902
Win Percentage	\$.857 (6-1), Maeda, 2020	Runs	198, Carrick, 1901
Wins	837 (36-7), Johnson, 1913	Earned Runs	144, DeShong, 1937
Relief Wins	36, Johnson, 1913	Home Runs	#50, Blyleven, 1986
Losses	17, Campbell, 1976	Strikeouts	313, Johnson, 1910
	26, Townsend, 1904	Walks	146, Newsom, 1936
	Groom, 1909	Hit Batsmen	20, Johnson, 1923
Decisions	46, Johnson, 1914	Wild Pitches	21, Johnson, 1910
Saves	47, Nathan, 2009	Shutouts	11, Johnson, 1913
Games	+90, Marshall, 1979	Shutouts Lost	+10, Johnson, 1909
Games Started	42, Kaat, 1965	Consecutive Shutout Innings Pitched	+55.2, Johnson, 1913
	Johnson, 1910	1-0 Games Won	+5, Johnson, 1913 and '19
Complete Games	38, Johnson, 1910	1-0 Games Lost	4, Johnson, 1909 and '16
Relief Appearances	*89, Marshall, 1979	Consecutive Wins	+16, Johnson, 1912
Games Finished	#84, Marshall, 1979	Consecutive Losses	16, Felton, 1980-82
Innings Pitched	.373.0, Johnson, 1910	One-Season	13, Felton, 1982

(# — denotes major league record; + — denotes league record; * — denotes tie for league record), \$ — denotes occurrence in COVID-19-shortened 2020 season

SENATORS TOP INFIELTERS FROM 1901-60

CATCHERS	AVG	G	AB	R	H	2B	3B	HR	RBI
Rick Ferrell (1937-41, '44-47)*	.273	659	2080	218	568	100	10	3	237
Muddy Ruel (1923-30)	.290	903	2875	336	834	116	24	2	371
FIRST BASEMEN	AVG	G	AB	R	H	2B	3B	HR	RBI
Joe Judge (1915-32)	.299	2084	7663	1154	2291	421	157	71	1001
Joe Kuhel (1930-46)	.288	1205	4638	713	1338	250	77	56	667
Mickey Vernon (1939-55)	.288	1805	6930	956	1993	391	108	121	1026
SECOND BASEMAN	AVG	G	AB	R	H	2B	3B	HR	RBI
Bucky Harris (1919-28)*	.275	1253	4717	718	1295	223	64	9	506
Buddy Myer (1925-41)	.303	1643	6033	1037	1828	305	113	35	759
THIRD BASEMAN	AVG	G	AB	R	H	2B	3B	HR	RBI
Ossie Bluege (1922-39)	.272	1867	6440	883	1751	276	67	43	848
Buddy Lewis (1935-49)	.297	1349	5261	830	1563	249	93	71	607
Ed Yost (1944-58)	.253	1690	6011	971	1521	282	53	101	550
SHORTSTOPS	AVG	G	AB	R	H	2B	3B	HR	RBI
Joe Cronin (1928-34)*	.304	940	3582	577	1090	242	72	51	673
George McBride (1908-20)	.221	1458	4833	461	1068	127	43	5	393
Roger Peckinpaugh (1922-26)	.267	639	2180	293	583	72	18	11	261
Cecil Travis (1933-47)	.314	1328	4914	665	1544	265	78	27	657

* - Denotes MLB Hall of Famer

- List compiled by baseball historian Stew Thornley

SENATORS POSTSEASON HISTORY

YEAR	REGULAR SEASON RECORD	POSTSEASON RESULTS
1924	92-62	Won World Series four games to three over the New York Giants
1925	96-55	Lost World Series four games to three to the Pittsburgh Pirates
1933	99-53	Lost World Series four games to one to the New York Giants

NOTE: Complete list of Senators postseason history on pages 343-346

FRANCHISE SEASON RECORDS

1901-2024

MISCELLANEOUS

Highest Win Percentage (99-53)651 in 1933	Most Home Games.....	*84 in 1985
Lowest Win Percentage (38-113)252 in 1904	Most Road Games.....	83 in 1967
Most Consecutive Wins.....	17 in 1912	Most Night Games.....	118 in 1990
Most Consecutive Losses.....	18 in 1948 and '59	Most Night Games Won	69 in 1991, 2002 and '06
Most Games.....	+164 in 1967	Most Players Used	62 in 2022
Fewest Games.....	60 in 2020	Fewest Players Used	25 in 1908 and 1917

BATTING AND BASERUNNING

Highest Batting Average303 in 1929	Fewest Triples.....	15 in 2013
Lowest Batting Average.....	.223 in 1909	Most Home Runs.....	*307 in 2019
Most At-Bats.....	5732 in 2019	Fewest Home Runs.....	4 in 1917
Fewest At-Bats.....	4472 in 1918	Most Grand Slams.....	8 in 1961 and 2023
Most Runs.....	939 in 2019	Fewest Grand Slams.....	0 in 1968
Fewest Runs.....	+380 in 1909	Most Walks.....	690 in 1956
Most Hits.....	1633 in 1996	Fewest Walks.....	257 in 1903
Fewest Hits.....	1112 in 2009	Most Strikeouts.....	#1654 in 2023
Most Extra-Base Hits.....	648 in 2019	Fewest Strikeouts.....	296 in 1902
Fewest Extra-Base Hits.....	199 in 1909	Most Ground Into Double Plays.....	172 in 1996
Most Total Bases.....	2832 in 2019	Fewest Ground Into Double Plays.....	93 in 1965
Highest Slugging Percentage.....	.494 in 2019	Most Sacrifice Hits.....	142 in 1979
Lowest Slugging Percentage.....	.287 in 1910	Most Sacrifice Flies.....	72 in 2008
Most Singles.....	1209 in 1935	Most Left on Base.....	1305 in 1935
Fewest Singles.....	914 in 1967	Fewest Left on Base.....	998 in 1959
Most Doubles.....	348 in 2002	Most Stolen Bases.....	287 in 1913
Fewest Doubles.....	132 in 1908	Fewest Stolen Bases.....	13 in 1957
Most Triples.....	100 in 1932	Consecutive Scoreless Inns.....	+30 in 1964 and '78

PITCHING

Lowest ERA.....	2.14 in 1918	Most Home Runs Allowed	239 in 2021
Highest ERA	5.76 in 1995	Fewest Home Runs Allowed.....	10 in 1907 and 1918
Most Wins.....	102 in 1965	Most Strikeouts.....	1560 in 2023
Fewest Wins.....	38 in 1904	Fewest Strikeouts.....	300 in 1902
Most Losses.....	113 in 1904	Most Walks.....	779 in 1949
Fewest Losses.....	60 in 1965	Fewest Walks.....	284 in 1901
Most Saves.....	58 in 1970	Most Complete Games.....	137 in 1904
Most Innings Pitched.....	1497.2 in 1969	Fewest Complete Games.....	0 in 2022
Fewest Innings Pitched.....	1183.0 in 1901	Most Shutouts Won.....	25 in 1914
Most Runs Allowed.....	924 in 1956	Most Shutouts Lost.....	29 in 1909
Most Hits Allowed.....	1672 in 1935	Most 1-0 Games Won	#11 in 1914
Fewest Hits Allowed.....	1021 in 1918	Most 1-0 Games Lost	7 in 1915

FIELDING

Most Errors.....	323 in 1901	Lowest Fielding Percentage.....	.936 in 1902
Fewest Errors.....	66 in 2023	Most Chances.....	6535 in 1913
Most Consecutive Errorless Games.....	13 in 2024	Fewest Chances.....	5672 in 1953
Most Passed Balls.....	40 in 1945	Most Putouts.....	4503 in 1969
Fewest Passed Balls.....	3 in 1927, '81, 2015	Fewest Putouts.....	3944 in 1906
Most Double Plays.....	203 in 1979	Most Assists.....	2162 in 1911
Fewest Double Plays.....	66 in 1957	Fewest Assists.....	1306 in 2022
Highest Fielding Percentage.....	.987 in 2002, '09, '10, '13 and '17		

(# — major league record; * — tie for major league record; + — tie for league record)

SENATORS OUTFIELDERS - 1901-60

OUTFIELDERS	AVG	G	AB	R	H	2B	3B	HR	RBI
George Case (1937-47)	.288	1108	4532	739	1306	210	39	20	355
Ed Delahanty (1902-03)*	.366	165	629	125	230	54	15	11	114
Goose Goslin (1921-38)*	.323	1361	5140	854	1659	289	125	127	931
Heinie Manush (1930-35)*	.328	792	3290	576	1078	215	70	47	491
Jim Lemon (1954-60)	.268	767	2769	369	741	91	33	144	451
Clyde Milan (1907-22)	.285	1981	7359	1004	2100	240	105	17	617
Sam Rice (1915-33)*	.323	2307	8934	1467	2887	478	183	33	1045
Roy Sievers (1954-59)	.267	856	3080	480	823	133	22	180	574
Stan Spence (1942-47)	.296	750	2875	394	852	153	49	66	358

* - Denotes MLB Hall of Famer

- List compiled by baseball historian Stew Thornley

FRANCHISE ALL-TIME TOP TEN

BATTING

1901-2024

SINGLE SEASON

BATTING AVERAGE

388*	Rod Carew	1977
379*	Goose Goslin	1928
376	Ed Delahanty	1902
365+	Joe Mauer	2009
364*	Rod Carew	1974
359	Cecil Travis	1941
359	Rod Carew	1975
356	Kirby Puckett	1988
354	Goose Goslin	1926
353*	Mickey Vernon	1946

GAMES

164*	César Tovar	1967
163	Harmon Killebrew	1967
163+	Justin Morneau	2008
162	Harmon Killebrew	1966
162	Harmon Killebrew	1969
162**	Roy Smalley	1979
162**	Gary Gaetti	1984
161	Tony Oliva	1964
161	César Tovar	1970
161	Kirby Puckett	1985
161	Kirby Puckett	1986
161	Paul Molitor	1996

AT-BATS

691*	Kirby Puckett	1985
680	Kirby Puckett	1986
672*	Tony Oliva	1964
668	Buddy Lewis	1937
666*	Zoilo Versalles	1965
660	Doc Cramer	1941
660	Paul Molitor	1996
659	Zoilo Versalles	1964
658	Heinie Manush	1933
657*	Kirby Puckett* and César Tovar	1988 and 1971

RUNS

140	Chuck Knoblauch	1996
128*	Rod Carew	1977
127	Joe Cronin	1930
126*	Zoilo Versalles	1970
122	Buddy Lewis	1938
121	Sam Rice	1930
121	Heinie Manush	1932
120	Buddy Myer	1932
120	César Tovar	1970
119	Kirby Puckett and Sam Rice	1986 and 1929

HITS

239*	Rod Carew	1977
234*	Kirby Puckett	1988
227	Sam Rice	1925
225*	Paul Molitor	1996
223	Kirby Puckett	1986
221*	Heinie Manush	1933
218*	Cecil Travis	1941
218*	Rod Carew	1974
217*	Tony Oliva	1964
216*	Sam Rice	1924 and 1926

TOTAL BASES

374*	Tony Oliva	1964
365	Kirby Puckett	1986
358*	Kirby Puckett	1988
351	Rod Carew	1977
336	Brian Dozier	2016
333	Kirby Puckett	1987
331	Roy Sievers	1957
331	Justin Morneau	2006
329	Goose Goslin	1925
328	Harmon Killebrew	1961

CAREER

BATTING AVERAGE

334	Rod Carew	1967-78
328	Heinie Manush	1930-35
323	Sam Rice	1915-33
323	Goose Goslin	1921-30, '33, '38
318	Kirby Puckett	1984-95
317	John Stone	1934-38
314	Cecil Travis	1933-47
309	Shane Mack	1990-94
306	Joe Mauer	2004-18
306	Brian Harper	1988-93

GAMES

2329	Harmon Killebrew	1954-74
2307	Sam Rice	1915-33
2084	Joe Judge	1915-32
1982	Clyde Milan	1907-22
1867	Ossie Bluege	1922-39
1858	Joe Mauer	2004-18
1805	Mickey Vernon	1939-48, '50-55
1783	Kirby Puckett	1984-95
1747	Kent Hrbek	1981-94
1690	Eddie Yost	1944-58

AT-BATS

8934	Sam Rice	1915-33
7835	Harmon Killebrew	1954-74
7663	Joe Judge	1915-32
7359	Clyde Milan	1907-22
7244	Kirby Puckett	1984-95
6930	Joe Mauer	2004-18
6930	Mickey Vernon	1939-48, '50-55
6440	Ossie Bluege	1922-39
6301	Tony Oliva	1962-76
6235	Rod Carew	1967-78

RUNS

1467	Sam Rice	1915-33
1258	Harmon Killebrew	1954-74
1154	Joe Judge	1915-32
1071	Kirby Puckett	1984-95
1037	Buddy Myer	1925-27, '29-41
1018	Joe Mauer	2004-18
1004	Clyde Milan	1907-22
971	Eddie Yost	1944-58
956	Mickey Vernon	1939-48, '50-55
950	Rod Carew	1967-78

HITS

2887	Sam Rice	1915-33
2304	Kirby Puckett	1984-95
2291	Joe Judge	1915-32
2123	Joe Mauer	2004-18
2100	Clyde Milan	1907-22
2085	Rod Carew	1967-78
2024	Harmon Killebrew	1954-74
1993	Mickey Vernon	1939-48, '50-55
1917	Tony Oliva	1962-76
1828	Buddy Myer	1925-27, '29-41

TOTAL BASES

4026	Harmon Killebrew	1954-74
3830	Sam Rice	1915-33
3453	Kirby Puckett	1984-95
3239	Joe Judge	1915-32
3040	Joe Mauer	2004-18
3002	Tony Oliva	1962-76
2976	Kent Hrbek	1981-94
2963	Mickey Vernon	1939-48, '50-55
2792	Rod Carew	1967-78
2601	Clyde Milan	1907-22

FRANCHISE ALL-TIME TOP TEN

SINGLE SEASON

DOUBLES

51*	Mickey Vernon	1946
50	Stan Spence	1946
47	Justin Morneau	2008
46	Marty Cordova	1996
46	Delmon Young	2010
45	Joe Cronin	1933
45**	Zoilo Versalles	1965
45*	Kirby Puckett	1989
45*	Chuck Knoblauch	1994
45	Torii Hunter	2007
44	Joe Cronin	1931
44	Matt Lawton	2000

TRIPLES

20*	Goose Goslin	1925
20*	Cristian Guzman	2000
19	Joe Cassidy	1904
19	Cecil Travis	1941
18	Howie Shanks	1921
18**	Goose Goslin	1923
18**	Sam Rice	1923
18*	Joe Cronin	1932
18	John Stone	1935
17	Goose Goslin	1924
17*	Heinie Manush	1933

HOME RUNS

49*	Harmon Killebrew	1964
49*	Harmon Killebrew	1969
48*	Harmon Killebrew	1962
46	Harmon Killebrew	1961
45*	Harmon Killebrew	1963
44**	Harmon Killebrew	1967
42*	Roy Sievers	1957
42**	Harmon Killebrew	1959
42	Brian Dozier	2016
41	Harmon Killebrew	1970
41	Nelson Cruz	2019

RUNS BATTED IN

140*	Harmon Killebrew	1969
130	Justin Morneau	2006
129*	Goose Goslin	1924
129	Justin Morneau	2008
126*	Harmon Killebrew	1962
126	Joe Cronin	1930
126	Joe Cronin	1931
122	Harmon Killebrew	1961
121	Kirby Puckett	1988
120	Goose Goslin	1927

WALKS

151	Eddie Yost	1956
145*	Harmon Killebrew	1969
141*	Eddie Yost	1950
131	Eddie Yost	1954
131*	Harmon Killebrew	1967
129*	Eddie Yost	1952
128	Harmon Killebrew	1970
126	Eddie Yost	1951
123	Eddie Yost	1953
114*	Harmon Killebrew	1971

CAREER

DOUBLES

478	Sam Rice	1915-33
428	Joe Mauer	2004-18
421	Joe Judge	1915-32
414	Kirby Puckett	1984-95
391	Mickey Vernon	1939-48, '50-55
329	Tony Oliva	1962-76
312	Kent Hrbek	1981-94
305	Buddy Myer	1925-27, '29-41
305	Rod Carew	1967-78
289	Goose Goslin	1921-30, '33, '38
289	Justin Morneau	2003-13

TRIPLES

183	Sam Rice	1915-33
157	Joe Judge	1915-32
125	Goose Goslin	1921-30, '33, '38
113	Buddy Myer	1925-27, '29-41
108	Mickey Vernon	1939-48, '50-55
105	Clyde Milan	1907-22
93	Buddy Lewis	1935-49
90	Rod Carew	1967-78
87	Howie Shanks	1912-22
78	Cecil Travis	1933-47

HOME RUNS

559	Harmon Killebrew	1954-74
293	Kent Hrbek	1981-94
256	Bob Allison	1958-70
221	Justin Morneau	2003-13
220	Tony Oliva	1962-76
214	Torii Hunter	1997-2007, '15
207	Kirby Puckett	1984-95
201	Gary Gaetti	1981-90
180	Roy Sievers	1954-59
167	Brian Dozier	2012-18

RUNS BATTED IN

1540	Harmon Killebrew	1954-74
1086	Kent Hrbek	1981-94
1085	Kirby Puckett	1984-95
1045	Sam Rice	1915-33
1026	Mickey Vernon	1939-48, '50-55
1001	Joe Judge	1915-32
947	Tony Oliva	1962-76
931	Goose Goslin	1921-30, '33, '38
923	Joe Mauer	2004-18
860	Justin Morneau	2003-13

WALKS

1505	Harmon Killebrew	1954-74
1274	Eddie Yost	1944-58
943	Joe Judge	1915-32
939	Joe Mauer	2004-18
864	Buddy Myer	1925-27, '29-41
838	Kent Hrbek	1981-94
795	Bob Allison	1958-70
735	Mickey Vernon	1939-48, '50-55
723	Ossie Bluege	1922-39
685	Clyde Milan	1907-22



SENATORS ALL-STARS - 1901-60

PLAYER

YEAR(S)

Alvin Crowder, RHP	1933
Joe Cronin, IF	1933 & '34
Heinie Manush, OF	1934
Jack Russell, RHP	1934
Buddy Myer, IF	1935
Ossie Bluege, IF	1935
Ben Chapman, OF	1936
Wes Ferrell, RHP	1937
Buddy Lewis, IF	1938 & '39

PLAYER

YEAR(S)

Cecil Travis, IF	1938, '40 & '41
Dutch Leonard, RHP	1940, '43 & '44
Rick Ferrell, C	1937, '38 & '44
George Case, OF	1939, '43 & '44
Sid Hudson, RHP	1941 & '42
Stan Spence, OF	1942, '44 & '46
Jake Early, C	1943
Bob Johnson, OF	1943
Mickey Vernon, 1B	1946, '48, '53 & '54

FRANCHISE ALL-TIME TOP TEN

1901-2024

STRIKEOUTS		
183	Miguel Sanó.....	2021
178	Miguel Sanó.....	2016
173	Miguel Sanó.....	2017
159	Miguel Sanó.....	2019
150	Byron Buxton.....	2017
150	Willi Castro.....	2024
148	Brian Dozier.....	2015
145+	Bobby Darwin.....	1972
145+	Bobby Darwin.....	1972
142	Joey Gallo.....	2023

STOLEN BASES		
88*	Clyde Milan.....	1912
75*	Clyde Milan.....	1913
63*	Sam Rice.....	1920
62	Danny Moeller.....	1913
62	Chuck Knoblauch.....	1997
61*	George Case.....	1943
58	Clyde Milan.....	1911
51*	George Case.....	1939
49	George Case.....	1944
49	Rod Carew.....	1976

STRIKEOUTS		
1629	Harmon Killebrew.....	1954-74
1042	Miguel Sanó.....	2015-21
1034	Joe Mauer.....	2004-18
1033	Bob Allison.....	1958-70
975	Torii Hunter.....	1997-2007, '15
965	Kirby Puckett.....	1984-95
877	Gary Gaetti.....	1981-90
839	Justin Morneau.....	2003-13
830	Brian Dozier.....	2012-18
830	Byron Buxton.....	2015-24

STOLEN BASES		
495	Clyde Milan.....	1907-22
346	Sam Rice.....	1915-33
321	George Case.....	1937-45, '47
276	Chuck Knoblauch.....	1991-97
271	Rod Carew.....	1967-78
210	Joe Judge.....	1915-32
186	César Tovar.....	1965-72
177	Howie Shanks.....	1912-22
166	Eddie Foster.....	1912-19
166	Bucky Harris.....	1919-28

PITCHING

SINGLE SEASON

WINS		
36*	Walter Johnson.....	1913
33	Walter Johnson.....	1912
28*	Walter Johnson.....	1914
27*	Walter Johnson.....	1915
26*	Alvin Crowder.....	1932
25	Walter Johnson.....	1910
25	Walter Johnson.....	1911
25*	Walter Johnson.....	1916
25*	Jim Kaat.....	1966
24	4x, last Frank Viola.....	1988

LOSSES		
26*	Happy Townsend.....	1904
26*	Bob Groom.....	1909
25	Walter Johnson.....	1909
23	Case Patten.....	1904
23	Beany Jacobson.....	1904
22	Bill Carrick.....	1901
22	Case Patten.....	1903
22	Al Orth.....	1903
22	Case Patten.....	1905
21	Harry Harper.....	1919

EARNED RUN AVERAGE		
1.14*	Walter Johnson.....	1913
1.27*	Walter Johnson.....	1918
1.35	Walter Johnson.....	1910
1.39*	Walter Johnson.....	1912
1.49*	Walter Johnson.....	1919
1.55	Walter Johnson.....	1915
1.64	Walter Johnson.....	1908
1.69	Bill Burns.....	1908
1.72	Walter Johnson.....	1914
1.89	Walter Johnson.....	1916

CAREER

WINS		
417	Walter Johnson.....	1907-27
190	Jim Kaat.....	1959-73
149	Bert Blyleven.....	1970-76, '85-88
148	Brad Radke.....	1995-2006
145	Camilo Pascual.....	1954-66
128	Jim Perry.....	1963-72
118	Dutch Leonard.....	1938-46
117	Firpo Marberry.....	1923-32, '36
112	Frank Viola.....	1982-89
105	Case Patten.....	1901-08

LOSSES		
279	Walter Johnson.....	1907-27
159	Jim Kaat.....	1959-73
141	Camilo Pascual.....	1954-66
139	Brad Radke.....	1995-06
138	Bert Blyleven.....	1970-76, '85-88
130	Sid Hudson.....	1940-52
127	Case Patten.....	1901-08
125	Tom Hughes.....	1904-13
112	Pedro Ramos.....	1955-61
103	Tom Zachary.....	1919-25, '27-28

EARNED RUN AVERAGE		
2.16	Walter Johnson.....	1907-27
2.64	Doc Ayers.....	1913-19
2.67	Dean Chance.....	1967-69
2.69	Cy Falkenberg.....	1905-08
2.75	Harry Harper.....	1913-19
2.76	Charlie Smith.....	1906-09
2.83	Bert Gallia.....	1912-17
2.86	Joe Boehling.....	1912-16
2.98	Stan Coveleski.....	1925-27
3.02	Tom Hughes.....	1904-13

HISTORY/RECORDS



SENATORS ALL-STARS - 1901-60 (CONTINUED...)

PLAYER	YEAR(S)
Early Wynn, RHP.....	1947
Walt Masterson, RHP.....	1947 & '48
Eddie Robinson, IF.....	1949
Cass Michaels, IF.....	1950
Connie Marrero, RHP.....	1951
Eddie Yost, IF.....	1952
Jackie Jensen, OF.....	1952
Bob Porterfield, RHP.....	1954
Dean Stone, LHP.....	1954

PLAYER	YEAR(S)
Roy Sievers, 1B.....	1956, '57 & '59
Rocky Bridges, IF.....	1958
Bob Allison, OF.....	1959
Harmon Killebrew, IF.....	1959
Pedro Ramos, RHP.....	1959
Camilo Pascual, RHP.....	1959 & '60
Jim Lemon, OF.....	1960

FRANCHISE ALL-TIME TOP TEN

SINGLE SEASON

GAMES

90*	Mike Marshall	1979
83**	Eddie Guardado	1996
81	J.C. Romero	2002
79	Eddie Guardado	1998
79*	Matt Guerrier	2009
78*	Bill Campbell	1976
77	Mike Trombley	1998
77	Juan Rincon	2004
76	Bob Wells	1999 and 2000
76	Matt Guerrier	2008

GAMES STARTED

42*	Walter Johnson	1910
42*	Jim Kaat	1965
41*	Jim Kaat	1966
40	Buddy Groom	1912
40*	Walter Johnson	1914
40*	Jim Perry	1970
40	Bert Blyleven	1973
39**	Dean Chance	1967
39	Dean Chance	1968
39	Jim Perry	1971

COMPLETE GAMES

38*	Walter Johnson	1910
37	Case Patten	1904
36	Al Orth	1902
36*	Walter Johnson	1911
36*	Walter Johnson	1916
35*	Walter Johnson	1915
34	Bill Carrick	1901
34	Walter Johnson	1912
33	Case Patten	1902
33*	Walter Johnson	1914

SHUTOUTS

11*	Walter Johnson	1913
9*	Walter Johnson	1914
9*	Bob Porterfield	1953
9*	Bert Blyleven	1973
8**	Camilo Pascual	1961
8	Walter Johnson	1910
8	Walter Johnson	1917
8	Walter Johnson	1918
7	4x, last Walter Johnson	1919

SAVES

47	Joe Nathan	2009
45*	Eddie Guardado	2002
44	Joe Nathan	2004
43	Joe Nathan	2005
42	Jeff Reardon	1988
42	Rick Aguilera	1991
41	Rick Aguilera	1992
41	Eddie Guardado	2003
39	Joe Nathan	2008
38	Rick Aguilera	1998

INNINGS PITCHED

370.0*	Walter Johnson	1910
371.2	Walter Johnson	1914
371.0*	Walter Johnson	1916
368.0	Walter Johnson	1912
357.2	Case Patten	1904
346.0*	Walter Johnson	1913
336.2*	Walter Johnson	1915
328.0	Walter Johnson	1917
327.0*	Alvin Crowder	1932
325.0	Walter Johnson	1918
325.0	Bert Blyleven	1973

CAREER

GAMES

802	Walter Johnson	1907-27
648	Eddie Guardado	1993-2003, '08
490	Rick Aguilera	1989-99
484	Jim Kaat	1959-73
470	Firpo Marberry	1923-32, '36
460	Joe Nathan	2004-11
432	Camilo Pascual	1954-66
420	Matt Guerrier	2004-10, '14
409	Glen Perkins	2006-17
386	Juan Rincon	2001-08

GAMES STARTED

666	Walter Johnson	1907-27
433	Jim Kaat	1959-73
377	Brad Radke	1995-2006
345	Bert Blyleven	1970-76, '85-88
331	Camilo Pascual	1954-66
259	Frank Viola	1982-89
251	Dutch Leonard	1938-46
249	Jim Perry	1963-72
239	Sid Hudson	1940-52
237	Case Patten	1901-08

COMPLETE GAMES

531	Walter Johnson	1907-27
206	Case Patten	1901-08
141	Bert Blyleven	1970-76, '85-88
139	Tom Hughes	1904-13
133	Jim Kaat	1959-73
130	Dutch Leonard	1938-46
119	Camilo Pascual	1954-66
112	Sid Hudson	1940-52
104	Bob Groom	1909-13
96	Jim Shaw	1913-21

SHUTOUTS

110	Walter Johnson	1907-27
31	Camilo Pascual	1954-66
29	Bert Blyleven	1970-76, '85-88
23	Dutch Leonard	1938-46
23	Jim Kaat	1959-73
19	Bob Porterfield	1951-55
17	Case Patten	1901-08
17	Tom Hughes	1904-13
17	Jim Shaw	1913-21
17	Jim Perry	1963-72

SAVES

260	Joe Nathan	2004-11
254	Rick Aguilera	1989-98
120	Glen Perkins	2006-17
116	Eddie Guardado	1993-2003, '08
108	Ron Davis	1982-86
104	Jeff Reardon	1987-89
96	Firpo Marberry	1923-32, '36
88	Al Worthington	1964-69
76	Ron Perranoski	1968-71
58	Jhoan Duran	2022-24

INNINGS PITCHED

5923.0	Walter Johnson	1907-27
3014.1	Jim Kaat	1959-73
2566.2	Bert Blyleven	1970-76, '85-88
2465.0	Camilo Pascual	1954-66
2451.0	Brad Radke	1995-06
2059.1	Case Patten	1901-08
1899.1	Dutch Leonard	1938-46
1883.1	Jim Perry	1963-72
1819.1	Sid Hudson	1940-52
1776.0	Tom Hughes	1904-13

FRANCHISE ALL-TIME TOP TEN

1901-2024

SINGLE SEASON

WALKS		
146	Bobo Newsom	1936
143	Ken Chase	1940
137	Jim Shaw	1914
128	Eric Erickson	1920
127	Jim Hughes	1975
124	Jimmie Deshong	1937
123	Jim Shaw	1917
122	Walt Masterson	1948
119	Joe Boehling	1915
116*	Rich Robertson	1996

STRIKEOUTS

313*	Walter Johnson	1910
303*	Walter Johnson	1912
265*	Johan Santana	2004
258	Bert Blyleven	1973
249	Bert Blyleven	1974
243*	Walter Johnson	1913
245	Johan Santana	2006
238*	Johan Santana	2005
235	Johan Santana	2007
234	Dean Chance	1968
234	Pablo López	2023

HOME RUNS ALLOWED

50*	Bert Blyleven	1986
46	Bert Blyleven	1987
43	Pedro Ramos	1957
40**	Brad Radke	1996
39*	Pedro Ramos	1961
39*	Jim Perry	1971
38	Pedro Ramos	1958
38*	Carlos Silva	2006
37	Frank Viola	1986
35	Mike Smithson* and Eric Milton	1984 and 2000/01

WIN PERCENTAGE

.837*	Walter Johnson (36-7)	1913
.800*	Stan Coveleski (20-5)	1925
.800	Firpo Marberry (16-4)	1931
.800*	Johan Santana (12-3)	2003
.800*	Francisco Liriano (12-3)	2006
.774*	Frank Viola (24-7)	1988
.773*	Bill Campbell (17-5)	1976
.769	Jim Perry (20-6)	1969
.769	Johan Santana (20-6)	2004
.767*	Walter Johnson (23-7)	1924

CAREER

WALKS		
1355	Walter Johnson	1907-27
909	Camilo Pascual	1954-66
729	Jim Kaat	1959-73
720	Sid Hudson	1940-52
694	Walt Masterson	1939-49, '52-53
688	Jim Shaw	1913-21
674	Bert Blyleven	1970-76, '85-88
572	Bump Hadley	1926-31, '35
568	Firpo Marberry	1923-32, '36
567	Tom Hughes	1904-13

STRIKEOUTS

3508	Walter Johnson	1907-27
2035	Bert Blyleven	1970-76, '85-88
1885	Camilo Pascual	1954-66
1851	Jim Kaat	1959-73
1467	Brad Radke	1995-06
1381	Johan Santana	2000-07
1214	Frank Viola	1982-89
1025	Jim Perry	1963-72
887	Dave Goltz	1972-79
884	Tom Hughes	1904-13

HOME RUNS ALLOWED

326	Brad Radke	1995-06
279	Jim Kaat	1961-73
243	Bert Blyleven	1970-76, '85-88
214	Camilo Pascual	1961-66
213	Frank Viola	1982-89
209	Pedro Ramos	1955-61
166	Jim Perry	1963-72
149	Eric Milton	1998-2003
144	Johan Santana	2000-07
128	Chuck Stobbs and Kyle Lohse	1953-61 and 2001-06

WIN PERCENTAGE

.717	Juan Berenguer (33-13)	1987-90
.698	Dutch Reuther (30-13)	1925-26
.679	Stan Coveleski (36-17)	1925-27
.679	Johan Santana (93-44)	2000-07
.622	Firpo Marberry (117-71)	1923-36
.611	Jesse Crain (33-21)	2004-10
.604	Bill Campbell (32-21)	1973-76
.602	Sam Jones (50-33)	1928-31
.599	Walter Johnson (417-279)	1907-27
.598	Earl Whitehill (64-43)	1933-36

HISTORY/RECORDS

* led league; ** tied for league lead; + led major leagues

bold indicates still active with Twins; Career batting based on 2000 at-bats;

Season pitching records based on 120 innings pitched; Career pitching records based on 500 innings pitched;

Career win percentage determined by at least 25 wins

SENATORS TOP PITCHERS - 1901-60

STARTERS

	W-L	SV	ERA	G	IP	H	R	ER	BB	SO
Stan Coveleski (1925-58)*	36-17	1	2.98	73	500.2	515	205	166	162	111
Alvin Crowder (1926-34)	98-69	12	3.98	236	1331.0	1372	667	589	439	450
Walter Johnson (1907-27)*	417-279	34	2.16	802	5923.0	4921	1902	1424	1355	3508
Dutch Leonard (1938-46)	118-101	2	3.27	262	1899.1	1951	852	690	403	657
Connie Marrero (1950-54)	39-40	3	3.67	118	735.1	736	332	300	249	297
Bobo Newsom (1935-37, '42, '43, '46)	61-66	7	4.28	166	1079.2	1144	588	513	497	511
Bob Porterfield (1951-55)	67-64	0	3.38	146	1041.2	1020	437	391	343	366
Early Wynn (1939-48)*	72-87	2	3.94	191	1266.2	1359	655	554	460	386

RELIEVERS

	W-L	SV	ERA	G	IP	H	R	ER	BB	SO
Dick Hyde (1955-60)	16-12	25	3.41	154	277.1	255	119	105	124	129
Firpo Marberry (1923-36)	117-71	96	3.59	470	1654.0	1620	769	659	568	667

* - Denotes MLB Hall of Famer

- List compiled by baseball historian Stew Thornley

**PROUD TO BE
THE OFFICIAL
AIRLINE OF THE
MINNESOTA TWINS.**

 **DELTA**
OFFICIAL AIRLINE



YEAR TO
YEAR



TWINS YEARLY STANDINGS

YEAR	WON	LOST	TIED	PCT.	POS.	GA/GB	MANAGER	ATTENDANCE
1961	.25	41	0	.379	9	-17.5	Lavagetto	
	45	49	1	.479			Mele	
	70	90	1	.438	7	-38.0	Combined	1,256,723
1962	.91	71	1	.562	2	-5.0	Mele	1,433,116
1963	.91	70	0	.565	3	-13.0	Mele	1,406,652
1964	.79	83	1	.488	T-6	-20.0	Mele	1,207,514
1965	.102	60	0	.630	1	+7.0	Mele	1,463,268
1966	.89	73	0	.549	2	-9.0	Mele	1,259,374
1967	.25	25	0	.500	6	-6.0	Mele	
	66	46	2	.589			Ermer	
	91	71	2	.562	T-2	-1.0	Combined	1,483,547
1968	.79	83	0	.488	7	-24.0	Ermer	1,143,257
1969	.97	65	0	.599	1	+9.0	Martin	1,349,327
1970	.98	64	0	.605	1	+9.0	Rigney	1,261,887
1971	.74	86	0	.463	5	-26.5	Rigney	940,858
1972	.36	34	0	.514	3	-9.5	Rigney	
	41	43	0	.488			Quilici	
	77	77	0	.500	3	-15.5	Combined	797,901
1973	.81	81	0	.500	3	-13.0	Quilici	907,499
1974	.82	80	1	.506	3	-8.0	Quilici	662,401
1975	.76	83	0	.478	4	-20.5	Quilici	737,156
1976	.85	77	0	.525	3	-5.0	Mauch	715,394
1977	.84	77	0	.522	4	-17.5	Mauch	1,162,727
1978	.73	89	0	.451	4	-19.0	Mauch	787,878
1979	.82	80	0	.506	4	-6.0	Mauch	1,070,521
1980	.54	71	0	.432	4	-26.5	Mauch	
	23	13	0	.639			Goryl	
	77	84	0	.478	3	-19.5	Combined	769,206
1981 (1)	.11	25	1	.306	6	-11.5	Goryl	
	6	14	0	.300			Gardner	
	17	39	1	.304	7	-18.0	Combined	
1981 (2)	.24	29	0	.453	4	-6.0	Gardner	469,206
1982	.60	102	0	.370	7	-33.0	Gardner	921,186
1983	.70	92	0	.432	T-5	-29.0	Gardner	858,939
1984	.81	81	0	.500	T-2	-3.0	Gardner	1,598,692
1985	.27	35	0	.436	6	-7.5	Gardner	
	50	50	0	.500			Miller	
	77	85	0	.475	T-4	-14.0	Combined	1,651,814
1986	.59	80	0	.425	7	-21.5	Miller	
	12	11	0	.522			Kelly	
	71	91	0	.438	6	-21.0	Combined	1,255,453
1987	.85	77	0	.525	1	+2.0	Kelly	2,081,976
1988	.91	71	0	.562	2	-13.0	Kelly	3,030,672
1989	.80	82	0	.494	5	-19.0	Kelly	2,277,438
1990	.74	88	0	.457	7	-29.0	Kelly	1,751,584
1991	.95	67	0	.586	1	+8.0	Kelly	2,293,842
1992	.90	72	0	.555	2	-6.0	Kelly	2,482,428
1993	.71	91	0	.438	T-5	-23.0	Kelly	2,048,673
1994	.53	60	0	.469	4	-14.0	Kelly	1,398,565
1995	.56	88	0	.389	5	-44.0	Kelly	1,057,667
1996	.78	84	0	.481	4	-21.5	Kelly	1,437,352
1997	.68	94	0	.420	4	-18.5	Kelly	1,411,064
1998	.70	92	0	.432	4	-19.0	Kelly	1,165,980
1999	.63	97	1	.394	5	-33.0	Kelly	1,202,829
2000	.69	93	0	.426	5	-26.0	Kelly	1,059,715
2001	.85	77	0	.525	2	-6.0	Kelly	1,782,926
2002	.94	67	0	.584	1	+13.5	Gardenhire	1,924,473
2003	.90	72	0	.556	1	+4.0	Gardenhire	1,946,011
2004	.92	70	0	.568	1	+9.0	Gardenhire	1,911,418
2005	.83	79	0	.512	3	-16.0	Gardenhire	2,304,243
2006	.96	66	0	.593	1	+1.0	Gardenhire	2,285,018
2007	.79	83	0	.488	3	-17.0	Gardenhire	2,296,383
2008	.88	75	0	.540	2	-1.0	Gardenhire	2,302,431
2009	.87	76	0	.534	1	+1.0	Gardenhire	2,416,237
2010	.94	68	0	.580	1	+6.0	Gardenhire	3,223,640
2011	.63	99	0	.389	5	-32.0	Gardenhire	3,168,107
2012	.66	96	0	.407	5	-22.0	Gardenhire	2,776,354
2013	.66	96	0	.407	4	-27.0	Gardenhire	2,477,644
2014	.70	92	0	.432	5	-20.0	Gardenhire	2,250,606
2015	.83	79	0	.512	2	-12.0	Molitor	2,220,054
2016	.59	103	0	.364	5	-35.5	Molitor	1,963,912
2017	.85	77	0	.525	2 (WC)	-17.0	Molitor	2,051,279
2018	.78	84	0	.481	2	-13.0	Molitor	1,959,197
2019	.101	61	0	.623	1	+8.0	Baldelli	2,262,524
2020	.36	24	0	.600	1	+1.0	Baldelli	--
2021	.73	89	0	.451	5	-20.0	Baldelli	1,310,199
2022	.78	84	0	.481	3	-14.0	Baldelli	1,801,128
2023	.87	75	0	.537	1	+9.0	Baldelli	1,974,124
2024	.82	80	0	.506	4	-10.5	Baldelli	1,951,616
TOTALS	5,036	5,091	8	.497				103,830,805

TWINS SEASON OPENER INFORMATION

SEASON OPENER RECORD: 29-35

DATE	OPPONENT	W/L	SCORE	WINNING PITCHER	LOSING PITCHER	ATTENDANCE
4-11-61	at New York	W	6-0	Ramos	Ford	14,607
4-10-62	at Kansas City	L	2-4	Rakow	Kralick	21,012
4-9-63	Cleveland	L	4-5	Grant	Pascual	22,091
4-14-64	at Cleveland	W	7-6	Perry	Walker	25,617
4-12-65	New York	W	5-4	Fosnow	Ramos	15,388
4-11-67	Kansas City	W	3-2	Grant	Hunter	21,658
4-10-68	at Baltimore	L	3-6	Drabowsky	Kaat	39,812
4-8-69	at Washington	W	2-0	Chance	Pascual	32,063
4-7-70	at Kansas City	L	3-4	Drabowsky	Grzenda	17,688
4-6-71	at Chicago	W	12-0	Perry	John	11,473
4-6-71	Milwaukee	L	2-7	Pattin	Perry	18,823
4-15-72	at Oakland	L	3-4	Locker	LaRoche	9,912
4-6-73	at Oakland	W	8-3	Blyleven	Hunter	38,207
4-5-74	at Kansas City	W	6-4	Campbell	McDaniel	31,781
4-8-75	at Texas	W	11-4	Blyleven	Jenkins	28,787
4-9-76	at Texas	L	1-2	Perry	Campbell	28,947
4-9-77	at Oakland	L	4-7	Torrez	Schueler	12,562
4-5-78	at Seattle	L	2-3	Abbott	Goltz	45,235
4-6-79	at Oakland	W	9-3	Goltz	Langford	10,387
4-10-80	at Oakland	W	9-3	Corbett	McCatty	24,415
4-8-81	Oakland	L	1-5	Morris	Koosman	42,658
4-8-82	Seattle	L	7-11	Bannister	Redfern	52,279
4-8-83	Detroit	L	3-11	Morris	Havens	30,961
4-8-84	Detroit	L	1-8	Morris	Williams	34,381
4-8-85	at California	W	6-2	Viola	Witt	35,244
4-8-86	at Oakland	W	3-2	Viola	Codirolli	44,726
4-7-87	Oakland	W	5-4	Frazier	Krueger	43,548
4-8-88	at New York	L	0-8	Rhoden	Viola	55,802
4-4-89	New York	L	2-4	John	Viola	52,394
4-9-90	at Oakland	L	3-8	Stewart	Anderson	48,219
4-9-91	at Oakland	L	2-7	Stewart	Morris	44,373
4-6-92	at Milwaukee	W	4-2	Willis	Nunez	52,470
4-6-93	Chicago	L	5-10	McDowell	Tapani	51,617
4-5-94	California	L	2-8	Langston	Tapani	41,012
4-26-95	at Boston	L	0-9	Sale	Erickson	32,980
4-1-96	Detroit	W	8-6	Radke	Lira	30,185
4-1-97	Detroit	W	7-5	Naulty	Miceli	43,216
4-1-98	at Toronto	L	2-3	Clemens	Tewksbury	41,387
4-6-99	Toronto	W	6-1	Radke	Hentgen	45,601
4-3-00	Tampa Bay	L	0-7	Trachsel	Radke	43,830
4-3-01	at Detroit	W	3-2	Radke	Weaver	40,104
4-1-02	at Kansas City	W	8-6	Romero	Bailey	40,605
3-31-03	at Detroit	W	3-1	Radke	Maroth	40,427
4-5-04	Cleveland	W	7-4	Rincon	Durbin	49,584
4-4-05	at Seattle	L	1-5	Moyer	Radke	46,249
4-4-06	at Toronto	L	3-6	Halladay	Santana	50,449
4-2-07	Baltimore	W	7-4	Santana	Bedard	48,711
3-31-08	Los Angeles - AL	W	3-2	Hernandez	Weaver	49,596
4-6-09	Seattle	L	1-6	Hernandez	Liriano	48,514
4-5-10	at Los Angeles - AL	L	3-6	Weaver	Baker	43,504
4-1-11	at Toronto	L	3-13	Romero	Pavano	47,984
4-6-12	at Baltimore	L	2-3	Arrieta	Pavano	46,773
4-1-13	Detroit	L	2-4	Verlander	Worley	38,282
3-31-14	at Chicago-AL	L	3-5	Sale	Nolasco	37,422
4-6-15	at Detroit	L	0-4	Price	Hughes	45,030
4-4-16	at Baltimore	L	2-3	Britton	Jepsen	45,785
4-3-17	vs. Kansas City	W	7-1	Santana	Strahm	39,615
3-29-18	at Baltimore	L	2-3	Bleier	Rodney	45,469
3-28-19	vs. Cleveland	W	2-0	Berrios	Kluber	39,519
7-24-20	at Chicago-AL	W	10-5	May	Giolito	-
4-1-21	at Milwaukee	L	5-6	Hader	Dobnak	11,740
4-8-22	vs. Seattle	L	1-2	Ray	Ryan	35,462
3-30-23	at Kansas City	W	2-0	Lopez	Greinke	38,351
3-28-24	at Kansas City	W	4-1	Lopez	Ragans	38,775

SINGLE-DATE ATTENDANCE RECORDS IN MINNESOTA BY EACH CLUB

CLUB	TOP ATTENDANCE	DAY/NIGHT	DATE
Arizona	34,044	Night	Saturday, August 5, 2023
Atlanta	40,001	Night	Friday, June 11, 2010
Baltimore	52,284	Night	Friday, July 22, 1988
Boston	44,091	Night	Tuesday, July 5, 1988
Chicago-AL	51,617	Night	Tuesday, April 6, 1993
Chicago-NL	42,304	Night	Saturday, June 24, 2006
Cincinnati	35,034	Night	Friday, July 6, 2001
Cleveland	49,653	Night	Saturday, April 29, 1989
Colorado	40,814	Night	Wednesday, June 16, 2010
Detroit	54,088	Day	Tuesday, October 6, 2009
Houston	39,659	Day	Sunday, June 21, 2009
Kansas City	53,186	Night	Sunday, Sept. 2, 1987
Los Angeles-AL	52,625	Night	Saturday, Oct. 1, 1988
Los Angeles-NL	39,775	Night	Tuesday, June 28, 2011
Miami	29,448	Day	Sunday, June 9, 2002
Milwaukee	52,293	Night	Saturday, July 9, 1988
New York-AL	52,394	Night	Tuesday, April 4, 1989
New York-NL	35,124	Day	Wednesday, July 17, 2019
Oakland	52,008	Night	Saturday, June 4, 1988
Philadelphia	32,622	Night	Tuesday, June 12, 2012
Pittsburgh	37,273	Day	Wednesday, July 29, 2015
San Diego	28,852	Night	Tuesday, September 12, 2017
San Francisco	25,613	Night	Wednesday, June 15, 2005
St. Louis	35,002	Night	Saturday, June 27, 1998
Seattle	52,270	Night	Tuesday, April 6, 1982
Tampa Bay	43,830	Night	Monday, April 3, 2000
Texas	53,031	Night	Friday, April 10, 1992
Toronto	53,067	Night	Friday, April 8, 1988
Washington	24,813	Night	Tuesday, September 10, 2019

OPENING DAY LINEUPS 1961-1984

1961		1962		1963		1964	
at New York	Pos.	at Kansas City	Pos.	vs. Cleveland	Pos.	at Cleveland	Pos.
Versalles	SS	Green	CF	Green	CF	Rollins	3B
Green	CF	Power	1B	Power	1B	Oliva	RF
Killebrew	1B	Killebrew	LF	Killebrew	LF	Allison	1B
Lemon	LF	Allison	RF	Allison	RF	Hall	CF
Allison	RF	Batthey	C	Allen	2B	Killebrew	LF
Batthey	C	Allen	2B	Batthey	C	Batthey	C
Bertoia	3B	Versalles	SS	Banks	3B	Versalles	SS
Gardner	2B	Rollins	3B	Versalles	SS	Allen	2B
Ramos	P	Kralick	P	Pascual	P	Pascual	P
Lavagetto	Mgr.	Mele	Mgr.	Mele	Mgr.	Mele	Mgr.
1965		1966		1967		1968	
vs. New York	Pos.	vs. Kansas City	Pos.	at Baltimore	Pos.	at Washington	Pos.
Versalles	SS	Versalles	SS	Tovar	CF	Tovar	3B
Kindall	2B	Valdespino	LF	Rollins	3B	Carew	2B
Rollins	3B	Oliva	RF	Oliva	RF	Oliva	RF
Oliva	RF	Killebrew	3B	Killebrew	1B	Killebrew	1B
Killebrew	1B	Mincher	1B	Allison	LF	Allison	LF
Hall	CF	Hall	CF	Carew	2B	Roseboro	C
Allison	LF	Batthey	C	Batthey	C	Hernandez	SS
Zimmerman	C	Allen	2B	Versalles	SS	Uhlaender	CF
Kaat	P	Grant	P	Kaat	P	Chance	P
Mele	Mgr.	Mele	Mgr.	Mele	Mgr.	Ermer	Mgr.
1969		1970		1971		1972	
at Kansas City	Pos.	at Chicago	Pos.	vs. Milwaukee	Pos.	at Oakland	Pos.
Tovar	CF	Tovar	CF	Tovar	CF	Tovar	RF
Carew	2B	Carew	2B	Carew	2B	Thompson	SS
Oliva	RF	Killebrew	3B	Oliva	RF	Carew	2B
Killebrew	3B	Oliva	RF	Killebrew	3B	Killebrew	1B
Nettles	LF	Alyea	LF	Reese	1B	Darwin	CF
Reese	1B	Reese	1B	Alyea	LF	Brye	LF
Cardenas	SS	Mitterwald	C	Cardenas	SS	Soderholm	3B
Roseboro	C	Cardenas	SS	Mitterwald	C	Roof	C
Hall	P	Perry	P	Perry	P	Byleven	P
Martin	Mgr.	Rigney	Mgr.	Rigney	Mgr.	Rigney	Mgr.
1973		1974		1975		1976	
at Oakland	Pos.	at Kansas City	Pos.	at Texas	Pos.	at Texas	Pos.
Hisle	CF	Ferrer	SS	Carew	2B	Carew	1B
Carew	2B	Carew	2B	Bostock	CF	Ford	RF
Darwin	RF	Hisle	CF	Hisle	LF	Braun	DH
Oliva	DH	Lis	1B	Darwin	RF	Hisle	LF
Braun	3B	Darwin	RF	Oliva	DH	Bostock	CF
Lis	1B	Killebrew	DH	Soderholm	3B	Wynegar	C
Thompson	SS	Braun	LF	Braun	1B	McKay	3B
Mitterwald	C	Hundley	C	Thompson	SS	Terrell	2B
Holt	LF	Terrell	3B	Borgmann	C	Thompson	SS
Byleven	P	Byleven	P	Byleven	P	Byleven	P
Quilici	Mgr.	Quilici	Mgr.	Quilici	Mgr.	Mauch	Mgr.
1977		1978		1979		1980	
at Oakland	Pos.	at Seattle	Pos.	at Oakland	Pos.	at Oakland	Pos.
Wynegar	C	Powell	RF	Cubbage	3B	Cubbage	1B
Smalley	SS	Smalley	SS	Smalley	SS	Wilfong	2B
Carew	1B	Carew	1B	Landreaux	LF	Smalley	SS
Bostock	CF	Adams	DH	Jackson	1B	Landreaux	LF
Hisle	LF	Wynegar	C	Adams	DH	Goodwin	DH
Ford	RF	Ford	CF	Wynegar	C	Sofield	CF
Kusick	DH	Cubbage	3B	Sofield	RF	Wynegar	C
Cubbage	3B	Norwood	LF	Norwood	CF	Powell	RF
Randall	2B	Wilfong	2B	Wilfong	2B	Castino	3B
Goltz	P	Goltz	P	Goltz	P	Koosman	P
Mauch	Mgr.	Mauch	Mgr.	Mauch	Mgr.	Mauch	Mgr.
1981		1982		1983		1984	
vs. Oakland	Pos.	vs. Seattle	Pos.	vs. Detroit	Pos.	vs. Detroit	Pos.
Powell	RF	Eisenreich	CF	Eisenreich	CF	Eisenreich	CF
Wilfong	2B	Ward	DH	Castino	2B	Teufel	2B
Castino	3B	Engle	RF	Ward	LF	Hrbek	1B
Smalley	SS	Smalley	SS	Hrbek	1B	Brunansky	RF
Adams	DH	Hrbek	1B	Brunansky	RF	Bush	DH
Ward	LF	Gaetti	3B	Gaetti	3B	Gaetti	3B
Hatcher	1B	Wynegar	C	Bush	DH	Hatcher	LF
Johnston	CF	Wilfong	2B	Laudner	C	Laudner	C
Smith	C	Hatcher	LF	Faedo	SS	Faedo	SS
Koosman	P	Redfern	P	Havens	P	Williams	P
Goryl	Mgr.	Gardner	Mgr.	Gardner	Mgr.	Gardner	Mgr.

OPENING DAY LINEUPS 1985-2009

1985			1986			1987			1988		
at California	Pos.		at Oakland	Pos.		vs. Oakland	Pos.		at New York	Pos.	
Puckett	CF		Puckett	CF		Gladden	DH		Gladden	LF	
Hatcher	LF		Hatcher	LF		Lombardozi	2B		Gagne	SS	
Hrbek	1B		Hrbek	1B		Puckett	CF		Puckett	CF	
Smalley	SS		Brunansky	RF		Gaetti	3B		Hrbek	1B	
Brunansky	RF		Salas	C		Hrbek	1B		Gaetti	3B	
Stenhouse	DH		Gaetti	3B		Brunansky	RF		Bush	DH	
Gaetti	3B		Smalley	DH		Davidson	LF		Brunansky	RF	
Teufel	2B		Gagne	SS		Gagne	SS		Nieto	C	
Laudner	C		Lombardozi	2B		Nieto	C		Lombardozi	2B	
Viola	P		Viola	P		Blyleven	P		Viola	P	
Gardner	Mgr.		Miller	Mgr.		Kelly	Mgr.		Kelly	Mgr.	
1989			1990			1991			1992		
vs. New York	Pos.		at Oakland	Pos.		at Oakland	Pos.		at Milwaukee	Pos.	
Gladden	LF		Gladden	LF		Gladden	LF		Mack	LF	
Backman	2B		Bush	RF		Knoblauch	2B		Knoblauch	2B	
Puckett	CF		Puckett	CF		Puckett	RF		Puckett	CF	
Gaetti	3B		Hrbek	1B		Hrbek	1B		Davis	DH	
Hrbek	1B		Gaetti	3B		Davis	DH		Harper	C	
Laudner	C		Harper	C		Harper	C		Larkin	1B	
Castillo	RF		Larkin	DH		Pagliarulo	3B		Munoz	RF	
Larkin	DH		Gagne	SS		Mack	CF		Leius	3B	
Gagne	SS		Newman	2B		Gagne	SS		Gagne	SS	
Viola	P		Anderson	P		Morris	P		Erickson	P	
Kelly	Mgr.		Kelly	Mgr.		Kelly	Mgr.		Kelly	Mgr.	
1993			1994			1995			1996		
vs. Chicago-AL	Pos.		vs. California	Pos.		at Boston	Pos.		vs. Detroit	Pos.	
Knoblauch	2B		Becker	CF		Knoblauch	2B		Knoblauch	2B	
Mack	LF		Knoblauch	2B		Cole	CF		Becker	CF	
Puckett	CF		Puckett	RF		Puckett	RF		Molitor	DH	
Hrbek	1B		Winfield	DH		Munoz	DH		Cordova	LF	
Winfield	DH		Munoz	LF		Maas	1B		Myers	C	
Munoz	RF		Hrbek	1B		Cordova	LF		Hollins	3B	
Harper	C		Walbeck	C		Leius	3B		Stahoviak	1B	
Pagliarulo	3B		Leius	3B		Meares	SS		Meares	SS	
Leius	SS		Meares	SS		Walbeck	C		Lawton	RF	
Tapani	P		Tapani	P		Erickson	P		Radke	P	
Kelly	Mgr.		Kelly	Mgr.		Kelly	Mgr.		Kelly	Mgr.	
1997			1998			1999			2000		
vs. Detroit	Pos.		at Toronto	Pos.		vs. Toronto	Pos.		vs. Tampa Bay	Pos.	
Knoblauch	2B		Nixon	CF		Hunter	CF		Walker	2B	
Becker	CF		Gates	2B		Allen	LF		Guzman	SS	
Molitor	DH		Molitor	DH		Walker	2B		Lawton	RF	
Cordova	LF		Merced	1B		Coomer	3B		Huskey	DH	
Lawton	RF		Cordova	LF		Lawton	RF		Koskie	3B	
Steinbach	C		Lawton	RF		Cordova	DH		Coomer	1B	
Stahoviak	1B		Coomer	3B		Mientkiewicz	1B		Jones	LF	
Meares	SS		Steinbach	C		Steinbach	C		LeCroy	C	
Walker	3B		Meares	SS		Guzman	SS		Hunter	CF	
Radke	P		Tewksbury	P		Radke	P		Radke	P	
Kelly	Mgr.		Kelly	Mgr.		Kelly	Mgr.		Kelly	Mgr.	
2001			2002			2003			2004		
at Detroit	Pos.		at Kansas City	Pos.		at Detroit	Pos.		vs. Cleveland	Pos.	
Guzman	SS		Jones	LF		Jones	LF		Stewart	LF	
Rivas	2B		Guzman	SS		Guzman	SS		Rivas	2B	
Lawton	RF		Mientkiewicz	1B		Hunter	CF		Mientkiewicz	1B	
Koskie	3B		Ortiz	DH		LeCroy	DH		Koskie	3B	
Ortiz	DH		Hunter	CF		Cuddyer	3B		Hunter	CF	
Hunter	CF		Koskie	3B		Mientkiewicz	1B		Jones	RF	
Jones	LF		Buchanan	RF		Mohr	RF		LeCroy	DH	
Mientkiewicz	1B		Pierzynski	C		Pierzynski	C		Mauer	C	
Pierzynski	C		Rivas	2B		Rivas	2B		Guzman	SS	
Radke	P		Radke	P		Radke	P		Radke	P	
Kelly	Mgr.		Gardenhire	Mgr.		Gardenhire	Mgr.		Gardenhire	Mgr.	
2005			2006			2007			2008		
at Seattle	Pos.		at Toronto	Pos.		vs. Baltimore	Pos.		vs. Los Angeles-AL	Pos.	
Stewart	LF		Stewart	LF		Castillo	2B		Gomez	CF	
Bartlett	SS		Castillo	2B		Punto	3B		Mauer	C	
Mauer	C		Mauer	C		Mauer	C		Cuddyer	RF	
Morneau	1B		White	DH		Cuddyer	RF		Morneau	1B	
Hunter	CF		Hunter	CF		Morneau	1B		Young	LF	
Jones	RF		Morneau	1B		Hunter	CF		Monroe	DH	
Ford	DH		Batista	3B		White	LF		Lamb	3B	
Cuddyer	3B		Kubel	RF		Cirillo	DH		Harris	2B	
Rivas	2B		Castro	SS		Bartlett	SS		Everett	SS	
Radke	P		Santana	P		Santana	P		Hernandez	P	
Gardenhire	Mgr.		Gardenhire	Mgr.		Gardenhire	Mgr.		Gardenhire	Mgr.	
2009			2009			2009			2009		
at Seattle	Pos.		at Seattle	Pos.		at Seattle	Pos.		at Seattle	Pos.	
Span	LF		Span	LF		Span	LF		Span	LF	
Castilla	2B		Castilla	2B		Castilla	2B		Castilla	2B	
Cuddyer	RF		Cuddyer	RF		Cuddyer	RF		Cuddyer	RF	
Morneau	1B		Morneau	1B		Morneau	1B		Morneau	1B	
Kubel	DH		Kubel	DH		Kubel	DH		Kubel	DH	
Crede	3B		Crede	3B		Crede	3B		Crede	3B	
Gómez	CF		Gómez	CF		Gómez	CF		Gómez	CF	
Redmond	C		Redmond	C		Redmond	C		Redmond	C	
Punto	SS		Punto	SS		Punto	SS		Punto	SS	
Liriano	P		Liriano	P		Liriano	P		Liriano	P	
Gardenhire	Mgr.		Gardenhire	Mgr.		Gardenhire	Mgr.		Gardenhire	Mgr.	

OPENING DAY LINEUPS 2010-2024

2010		2011		2012		2013		2014	
at Los Angeles-AL	Pos.	at Toronto	Pos.	at Baltimore	Pos.	Detroit	Pos.	at Chicago-AL	Pos.
Span	CF	Span	CF	Span	CF	Hicks	CF	Dozier	2B
Hudson	2B	Nishioka	2B	Carroll	SS	Mauer	C	Suzuki	C
Mauer	C	Mauer	C	Mauer	C	Willingham	LF	Mauer	1B
Morneau	1B	Morneau	1B	Morneau	DH	Morneau	1B	Willingham	LF
Cuddyer	RF	Young	RF	Willingham	LF	Doumit	DH	Colabello	DH
Kubel	DH	Cuddyer	RF	Doumit	RF	Plouffe	3B	Plouffe	3B
Young	LF	Kubel	DH	Valencia	3B	Parmelee	RF	Arcia	RF
Hardy	SS	Valencia	3B	Parmelee	1B	Dozier	2B	Hicks	CF
Punto	3B	Casilla	SS	Casilla	2B	Florimon	SS	Florimon	SS
Baker	P	Pavano	P	Pavano	P	Worley	P	Nolasco	P
Gardenhire	Mgr.	Gardenhire	Mgr.	Gardenhire	Mgr.	Gardenhire	Mgr.	Gardenhire	Mgr.

2015		2016		2017		2018		2019	
at Detroit	Pos.	at Baltimore	Pos.	Kansas City	Pos.	at Baltimore	Pos.	vs. Cleveland	Pos.
D. Santana	SS	Dozier	2B	Dozier	2B	Dozier	2B	Kepler	RF
Dozier	2B	Mauer	1B	Grossman	DH	Mauer	1B	Polanco	SS
Mauer	1B	Sanó	RF	Buxton	CF	Sanó	3B	Cruz	DH
Hunter	RF	Plouffe	3B	Mauer	1B	Rosario	LF	Rosario	LF
Vargas	DH	Rosario	LF	Sanó	3B	Morrison	DH	Cron	1B
Plouffe	3B	Park	DH	Castro	C	Escobar	SS	Gonzalez	3B
Arcia	LF	Escobar	SS	Polanco	SS	Kepler	RF	Schoop	2B
Suzuki	C	Suzuki	C	Kepler	RF	Buxton	CF	Castro	C
Schafer	CF	Buxton	CF	Rosario	LF	Castro	C	Buxton	CF
Hughes	P	E. Santana	P	E. Santana	P	Odorizzi	P	Berrios	P
Molitor	Mgr.	Molitor	Mgr.	Molitor	Mgr.	Molitor	Mgr.	Baldelli	Mgr.

2020		2021		2022		2023		2024	
at Chicago-AL	Pos.	at Milwaukee	Pos.	vs. Seattle	Pos.	at Kansas City	Pos.	at Kansas City	Pos.
Kepler	RF	Arraez	LF	Buxton	CF	Kepler	RF	Buxton	CF
Donaldson	3B	Donaldson	3B	Correa	SS	Correa	SS	Jeffers	C
Polanco	SS	Polanco	2B	Polanco	2B	Buxton	DH	Lewis	3B
Cruz	DH	Sanó	1B	Urshela	3B	Larnach	3B	Correa	SS
Rosario	LF	Kepler	RF	Sanó	1B	Miranda	LF	Santana	1B
Garver	C	Buxton	CF	Kirilloff	LF	Gordon	2B	Kepler	RF
Cave	CF	Garver	C	Sánchez	DH	Gallo	1B	Farmer	2B
Sanó	1B	Simmons	SS	Jeffers	C	Vázquez	C	Castro	LF
Arraez	2B	Maeda	P	Kepler	RF	Taylor	CF	Margot	DH
Berrios	P	Baldelli	Mgr.	Ryan	P	López	P	López	P
Baldelli	Mgr.	Baldelli	Mgr.	Baldelli	Mgr.	Baldelli	Mgr.	Baldelli	Mgr.

TWINS ALL-TIME OPENING DAY STARTING PITCHERS

Year	Opp.	Pitcher (Line)	Year	Opp.	Pitcher (Line)
1961	at NYY	Pedro Ramos (W, 9.0 IP, 3 H, 0 R, 0 ER, 1 BB, 5 K)	2000	TB	Brad Radke (L, 5.0 IP, 9 H, 6 R, 6 ER, 0 BB, 4 K)
1962	at KC	Jack Kralick (L, 6.0 IP, 5 H, 4 R, 4 ER, 0 BB, 3 K)	2001	at DET	Brad Radke (W, 8.0 IP, 6 H, 1 R, 1 ER, 1 BB, 2 K)
1963	CLE	Camilo Pascual (L, 7.0 IP, 6 H, 5 R, 5 ER, 2 BB, 3 K)	2002	at KC	Brad Radke (ND, 4.1 IP, 8 H, 6 R, 5 ER, 0 BB, 2 K)
1964	at CLE	Camilo Pascual (ND, 3.0 IP, 7 H, 5 R, 5 ER, 2 BB, K)	2003	at DET	Brad Radke (W, 6.2 IP, 3 H, 1 R, 1 ER, 1 BB, 3 K)
1965	NYY	Jim Kaat (ND, 9.0 IP, 5 H, 4 R, 4 ER, 1 BB, 2 K)	2004	CLE	Brad Radke (ND, 6.0 IP, 11 H, 4 R, 2 ER, 0 BB, 3 K)
1966	KC	Mudcat Grant (W, 9.0 IP, 6 H, 1 R, 1 ER, 2 BB, 1 K)	2005	at SEA	Brad Radke (L, 7.0 IP, 5 H, 5 R, 4 ER, 0 BB, 5 K)
1967	at BAL	Jim Kaat (L, 4.0 IP, 4 H, 4 R, 4 ER, 1 BB, 3 K)	2006	at TOR	Johan Santana (L, 5.2 IP, 10 H, 4 R, 4 ER, 1 BB, 3 K)
1968	at WAS	Dean Chance (W, 9.0 IP, 4 H, 0 R, 0 ER, 0 BB, 8 K)	2007	BAL	Johan Santana (W, 6.0 IP, 7 H, 4 R, 4 ER, 2 BB, 6 K)
1969	at KC	Tom Hall (ND, 5.2 IP, 9 H, 3 R, 1 ER, 0 BB, 2 K)	2008	LAA	Livan Hernandez (W, 7.0 IP, 7 H, 2 ER, 0 BB, K)
1970	at CWS	Jim Perry (W, 9.0 IP, 6 H, 0 R, 0 ER, 4 BB, 6 K)	2009	SEA	Francisco Liriano (L, 7.0 IP, 4 H, 4 R, 4 ER, 0 BB, 3 K)
1971	MIL	Jim Perry (L, 4.2 IP, 7 H, 3 R, 3 ER, 3 BB, 1 K)	2010	at LAA	Scott Baker (L, 4.2 IP, 5 H, 4 R, 4 ER, 3 BB, 3 K)
1972	at OAK	Bert Blyleven (ND, 6.0 IP, 5 H, 2 R, 2 ER, 1 BB, 1 K)	2011	at TOR	Carl Pavano (L, 4.0 IP, 6 H, 8 R, 7 ER, 2 BB, 3 K)
1973	at OAK	Bert Blyleven (W, 9.0 IP, 10 H, 3 R, 2 ER, 2 BB, 7 K)	2012	at BAL	Carl Pavano (L, 7.0 IP, 5 H, 4 R, 4 ER, 2 BB, 1 K)
1974	at KC	Bert Blyleven (ND, 9.0 IP, 9 H, 4 R, 3 ER, 3 BB, 6 K)	2013	DET	Vance Worley (L, 6.0 IP, 8 H, 3 R, 3 ER, 1 BB, 3 K)
1975	at TEX	Bert Blyleven (W, 6.1 IP, 6 H, 4 R, 4 ER, 4 BB, 8 K)	2014	at CWS	Vance Worley (L, 6.0 IP, 10 H, 5 R, 5 ER, 2 BB, 4 K)
1976	at TEX	Bert Blyleven (ND, 9.0 IP, 6 H, 1 R, 1 ER, 0 BB, 8 K)	2015	at DET	Phil Hughes (L, 6.0 IP, 8 H, 4 R, 4 ER, 1 BB, 6 K)
1977	at OAK	Dave Goltz (ND, 4.1 IP, 5 H, 4 R, 3 ER, 4 BB, 3 K)	2016	at BAL	Ervin Santana (ND, 2.0 IP, 2 H, 0 R, 2 BB, 3 K)
1978	at SEA	Dave Goltz (W, 8.0 IP, 9 H, 3 R, 3 ER, 2 BB, 6 K)	2017	KC	Ervin Santana (W, 6.0 IP, 2 H, 1 ER, 2 BB, 3 K)
1979	at SEA	Dave Goltz (W, 8.1 IP, 8 H, 3 R, 3 ER, 1 BB, 3 K)	2018	at BAL	Jake Odorizzi (ND, 6.0 IP, 2 H, 0 ER, 2 BB, 7 K)
1980	at OAK	Jerry Koosman (ND, 6.2 IP, 7 H, 4 R, 4 ER, 1 BB, 4 K)	2019	CLE	José Berrios (W, 7.2 IP, 2 H, 0 ER, 1 BB, 10 K)
1981	OAK	Jerry Koosman (L, 7.1 IP, 8 H, 4 R, 4 ER, 4 BB, 3 K)	2020	CWS	José Berrios (ND, 4.0 IP, 7 H, 5 ER, 1 BB, 1 K)
1982	SEA	Pete Redfern (L, 5.0 IP, 6 H, 5 R, 5 ER, 1 BB, 2 K)	2021	at MIL	Kenta Maeda (ND, 4.1 IP, 6 H, 1 ER, 2 BB, 5 K)
1983	DET	Brad Havens (L, 1.1 IP, 7 H, 8 R, 8 ER, 3 BB, 2 K)	2022	SEA	Joe Ryan (L, 4.0 IP, 2 H, 2 ER, 4 BB, 4 K)
1984	DET	Al Williams (ND, 6.1 IP, 8 H, 6 R, 6 ER, 2 BB, 2 K)	2023	at KC	Pablo López (W, 5.1 IP, 2 H, 0 R, 3 BB, 8 K)
1985	at CAL	Frank Viola (W, 7.2 IP, 4 H, 2 R, 2 ER, 3 BB, 2 K)	2024	at KC	Pablo López (W, 7.0 IP, 4 H, 1 ER, 0 BB, 7 K)
1986	at OAK	Frank Viola (W, 7.0 IP, 7 H, 2 R, 2 ER, 3 BB, 2 K)			
1987	OAK	Bert Blyleven (ND, 8.0 IP, 4 H, 4 R, 4 ER, 3 BB, 6 K)			
1988	at NYY	Frank Viola (L, 5.0 IP, 8 H, 6 R, 6 ER, 1 BB, 6 K)			
1989	NYY	Frank Viola (L, 6.0 IP, 8 H, 3 R, 3 ER, 4 BB, 1 K)			
1990	at OAK	Allan Anderson (L, 4.0 IP, 7 H, 5 R, 4 ER, 3 BB, 1 K)			
1991	at OAK	Jack Morris (L, 4.2 IP, 8 H, 7 R, 3 ER, 5 BB, 4 K)			
1992	at MIL	Scott Erickson (ND, 6.0 IP, 5 H, 2 R, 2 ER, 2 BB, 1 K)			
1993	CWS	Kevin Tapani (L, 3.1 IP, 8 H, 9 R, 8 ER, 1 BB, 1 K)			
1994	CAL	Kevin Tapani (L, 3.2 IP, 10 H, 7 R, 7 ER, 3 BB, 2 K)			
1995	at BOS	Scott Erickson (L, 4.2 IP, 7 H, 2 R, 1 ER, 2 BB, 3 K)			
1996	DET	Brad Radke (W, 6.0 IP, 5 H, 1 R, 1 ER, 2 BB, 8 K)			
1997	DET	Brad Radke (ND, 5.0 IP, 7 H, 5 R, 5 ER, 2 BB, 2 K)			
1998	at TOR	Bob Tewksbury (L, 6.0 IP, 5 H, 3 R, 3 ER, 2 BB, 4 K)			
1999	TOR	Brad Radke (W, 7.0 IP, 8 H, 1 R, 1 ER, 1 BB, 5 K)			

TWINS MOST OPENING DAY STARTS

Player	Starts
Mauer	14
Killebrew	13
Carew	12
Huck	12
Puckett	11
Oliva	10
Pitcher	Starts
Radke	9
Blyleven	6
Viola	4
Goltz	3
11 pitchers tied	2

YEAR-BY-YEAR TEAM STATISTICS

1961 TWINS STATISTICS

Batting: (9th in A.L.)

PLAYER	AVG	G	AB	R	H	TB	2B	3B	HR	RBI	BB	SO	SB	GDP
Allison	.245	159	556	83	136	250	21	3	29	105	103	100	2	17
Altobelli	.221	41	95	10	21	34	2	1	3	14	13	14	0	2
Arrigo	.500	2	2	0	1	0	0	0	0	1	0	0	0	0
Batthey	.302	133	460	70	139	216	24	1	17	55	53	65	3	18
Becquer	.238	57	84	13	20	40	1	2	5	18	2	12	0	1
Bertoia	.212	35	104	17	22	27	2	0	1	8	20	12	0	3
Consolo	.000	11	6	0	0	0	0	0	0	0	0	1	0	1
Cueto	.000	4	5	1	0	0	0	0	0	0	0	0	0	0
Dobbert	.168	72	125	12	21	38	3	1	4	14	13	18	1	2
Dotter	.000	1	0	0	0	0	0	0	0	0	0	0	0	0
Gardner	.235	45	153	13	36	48	9	0	1	11	11	14	0	7
Giel	.500	5	2	0	1	1	0	0	0	0	0	1	0	0
Green	.285	156	600	92	171	240	28	7	9	50	81	50	17	5
Henry	.143	20	28	1	4	4	0	0	0	3	2	7	0	3
Jacobs	.250	4	8	0	2	2	0	0	0	0	0	2	0	0
Kaat	.238	33	63	10	15	20	3	1	0	1	4	13	0	2
Killebrew	.288	150	541	94	156	328	20	7	46	122	107	109	1	11
Kralick	.151	33	86	8	13	16	0	0	1	6	2	14	0	1
Lee	.069	15	29	2	2	2	0	0	0	2	0	12	0	0
Lemon	.258	129	423	57	109	179	26	1	14	52	44	98	1	11
Leggio	.170	47	112	11	18	46	3	1	7	19	8	31	7	2
Martin	.246	108	374	44	92	135	15	5	6	36	13	42	3	9
McDevitt	.000	4	4	1	0	0	0	0	0	0	0	4	0	0
Mincher	.188	95	101	18	19	41	5	1	5	11	22	12	0	5
Moore	.000	6	4	0	0	0	0	0	0	0	2	1	0	1
Naragon	.302	57	139	10	42	52	2	1	2	11	4	8	0	5
Palmquist	.000	2	3	1	0	0	0	0	0	0	0	0	0	0
Pascual	.165	33	85	4	14	17	3	0	0	4	5	15	0	5
Pleis	.111	9	9	0	1	1	0	0	0	0	0	5	0	0
Ramos	.172	37	93	8	16	26	1	0	3	11	2	42	0	1
Rollins	.294	13	17	3	5	6	1	0	0	3	2	2	0	0
Sadowski	.000	4	6	0	0	0	0	0	0	0	0	2	0	0
Schroll	.278	6	18	3	5	9	1	0	1	3	2	4	0	0
Snyder	.000	3	5	0	0	0	0	0	0	0	0	1	0	0
Stange	.000	1	5	0	0	0	0	0	0	0	0	1	0	0
Stobbs	.375	6	8	2	3	4	1	0	0	1	1	2	0	0
Tuttle	.246	137	370	38	91	124	12	3	5	38	43	41	1	13
Valdivielso	.195	76	149	15	29	37	5	0	1	9	8	18	1	6
Vale	.156	33	32	0	5	7	2	0	0	4	3	3	0	2
Versalles	.280	129	510	65	143	199	25	5	7	53	25	61	16	8
Whisenant	.000	10	6	1	0	0	0	0	0	0	1	2	0	0
TOTALS	.250	161	5417	707	1353	2149	215	40	167	665	597	840	47	141

Pitching: (7th in A.L.)

PLAYER	W	L	ERA	G	GS	CG	SHO	SV	IP	H	R	ER	HR	BB	SO
Arrigo	0	1	10.24	7	2	0	0	-	9.2	9	12	11	0	10	6
Becquer	0	0	27.00	1	0	0	0	-	3	3	3	3	0	1	0
Bruckbauer	0	0	0	0	0	0	0	-	0	0	3	3	0	1	0
Cueto	1	3	8.18	7	3	0	0	-	21.1	27	24	17	7	10	5
Dotter	0	0	9.00	2	0	0	0	-	6.0	6	6	6	0	4	2
Giel	1	0	9.78	12	0	0	0	-	19.1	24	27	21	6	17	14
Green	9	17	3.90	36	29	8	1	-	200.2	187	105	87	12	82	122
Kralick	13	11	3.61	33	33	11	2	-	242.0	257	101	97	21	64	137
Lee	3	6	3.52	37	10	4	0	-	115.0	93	49	45	12	35	65
McDevitt	1	0	2.36	16	1	0	0	-	26.2	20	11	7	1	19	15
Moore	4	4	3.67	46	0	0	0	-	56.1	49	23	23	8	38	45
Palmquist	1	1	9.70	9	2	0	0	-	21.1	33	23	22	7	13	13
Pascual	15	16	3.46	35	33	15	8	-	252.1	205	114	97	26	100	221
Pleis	4	2	4.95	37	0	0	0	-	56.1	59	35	31	4	34	32
Ramos	11	20	3.95	42	34	9	3	-	264.1	265	134	116	39	79	174
Sadowski	0	2	8.82	15	1	0	0	-	33.0	49	29	25	6	11	12
Schroll	4	4	5.22	11	8	2	0	-	50.0	53	36	29	5	27	24
Stange	1	0	2.92	7	0	0	0	-	12.1	15	6	4	1	10	10
Stobbs	2	3	7.46	24	3	0	0	-	44.2	56	37	37	8	15	17
TOTALS	70	90	4.28	161	49	14	-	-	1432.1	1415	778	681	163	570	914

1962 TWINS STATISTICS

Batting: (3rd in A.L.)

PLAYER	AVG	G	AB	R	H	TB	2B	3B	HR	RBI	BB	SO	SB	GDP
Allen	.269	159	573	79	154	231	27	7	12	64	62	82	0	10
Altobelli	.266	149	519	102	138	265	24	8	29	102	84	115	8	12
Arrigo	.000	1	0	0	0	0	0	0	0	0	0	0	0	0
Banks	.252	63	103	22	26	42	0	2	4	15	21	27	0	6
Batthey	.280	148	522	58	146	205	20	3	11	57	57	48	0	18
Bonikowski	.148	29	27	3	4	4	0	0	0	0	1	15	0	0
Collum	.000	8	4	0	0	0	0	0	0	0	1	0	1	0
Donohue	.000	6	2	0	0	0	0	0	0	0	0	1	0	0
Gomez	.000	6	5	0	0	0	0	0	0	0	1	1	0	0
Goryl	.192	37	26	6	5	13	0	1	2	2	2	6	0	1
Green	.271	158	619	97	168	249	33	3	14	63	88	36	8	8
Kaat	.180	48	100	9	18	26	3	1	1	10	8	40	0	0
Killebrew	.243	155	552	85	134	301	21	1	48	126	106	142	1	14
Kralick	.202	39	88	7	18	26	1	0	2	4	4	27	0	5
Lee	.211	9	19	2	4	7	0	0	0	1	1	7	0	0
Lemon	.176	12	17	1	3	6	0	0	1	5	3	4	0	1
Manning	.000	5	1	0	0	0	0	0	0	0	0	0	0	0
Maranda	.250	32	16	0	4	6	2	0	0	1	1	6	0	1
Martinez	.167	37	18	13	3	5	0	1	0	3	3	4	0	0
Mincher	.240	86	121	20	29	59	1	1	9	29	34	24	0	4
Moore	.000	49	5	0	0	0	0	0	0	0	0	3	0	0

YEAR TO YEAR

1962 TWINS STATISTICS

Batting: (3rd in A.L.)

PLAYER	AVG	G	AB	R	H	TB	2B	3B	HR	RBI	BB	SO	SB	GDP
Naragon	.229	24	35	1	8	9	1	0	0	3	3	1	0	1
Oliva	.444	9	9	3	4	5	1	0	0	3	3	2	0	0
Pascual	.268	34	97	9	26	36	4	0	2	19	6	8	0	3
Pleis	.286	21	14	1	4	4	0	0	0	1	1	5	0	0
Power	.290	144	611	80	177	257	28	2	16	63	22	35	7	12
Roland	.000	1	0	0	0	0	0	0	0	0	0	0	0	0
Rollins	.298	159	624	96	186	267	23	5	16	96	75	62	3	13
Sadowski	.500	19	4	1	2	2	0	0	0	0	0	1	0	0
Snyder	.100	12	10	1	1	1	0	0	0	1	0	1	0	0
Stange	.059	44	17	1	1	1	0	0	0	0	1	9	0	0
Stigman	.044	40	45	2	2	2	0	0	0	2	2	22	0	1
Sullivan	.000	21	4	1	0	0	0	0	0	0	1	0	0	1
Tuttle	.211	110	123	21	26	35	4	1	1	13	19	14	1	4
Versalles	.241	160	568	69	137	212	18	3	17	67	37	71	5	13
Zimmerman	.274	34	62	8	17	21	4	0	0	7	3	5	0	1
TOTALS	.260	163	5561	798	1445	2293	215	39	185	758	649	825	33	129

Pitching: (6th in A.L.)

PLAYER	W	L	ERA	G	GS	CG	SHO	SV	IP	H	R	ER	HR	BB	SO
Arrigo	0	0	18.00	1	0	0	0	0	1.0	3	3	2	0	1	1
Bonkowski	5	7	3.88	30	13	3	0	1	99.2	95	47	43	6	38	45
Collum	0	2	11.15	8	3	0	0	0	15.1	29	22	19	1	11	5
Donohue	0	1	6.97	6	2	1	0	0	10.1	12	8	8	2	6	3
Gomez	1	1	4.66	3	2	1	0	0	17.1	11	10	3	1	6	8
Kaatt	18	14	3.14	38	35	15	5	0	269.0	243	106	94	23	75	173
Kralick	12	11	3.86	35	37	15	5	0	242.2	239	121	104	30	61	139
Lee	3	3	4.50	9	9	1	0	0	52.0	51	27	26	8	24	28
Manning	0	0	5.14	5	1	0	0	0	7.0	14	10	4	0	1	3
Maranda	1	3	4.46	32	4	0	0	0	72.2	69	43	36	11	35	36
Moore	8	3	4.73	49	0	0	0	6	64.2	55	35	34	8	30	58
Pascual	20	11	3.32	34	33	18	5	0	257.2	236	100	95	25	59	206
Pleis	2	5	4.40	21	4	0	0	0	45.0	46	27	22	7	14	31
Roland	0	0	0.00	1	0	0	0	0	2.0	1	0	0	0	0	1
Sadowski	1	1	5.03	19	0	0	0	0	33.0	37	19	19	6	11	15
Stange	4	3	4.45	44	6	1	0	3	95.0	98	57	47	14	39	70
Stigman	12	5	3.66	40	15	6	0	3	142.2	122	60	58	19	64	116
Sullivan	4	1	3.21	21	0	0	0	2	33.1	33	17	12	3	13	10
TOTALS	91	71	3.90	163	53	11	15	1462.1	1400	713	633	166	493	948	

1963 TWINS STATISTICS

Batting: (1st in A.L.)

PLAYER	AVG	G	AB	R	H	TB	2B	3B	HR	RBI	BB	SO	SB	GDP
Allen	.240	139	421	52	101	150	20	1	9	43	38	52	0	6
Allison	.271	148	527	99	143	281	25	4	35	91	90	109	6	7
Arrigo	.000	5	4	0	0	0	0	0	0	0	0	1	0	0
Banks	.155	25	71	5	11	24	4	0	3	8	9	21	0	2
Battley	.285	147	508	64	145	242	17	1	26	84	61	75	0	16
Beccquer	.000	1	0	1	0	0	0	0	0	0	0	0	0	0
Dailey	.238	66	21	2	5	8	0	0	1	4	2	10	0	1
Dotter	.000	2	0	0	0	0	0	0	0	0	0	0	0	0
Formieles	.167	11	6	1	1	3	0	1	0	1	0	3	0	0
Gonyl	.287	64	150	29	43	81	5	3	9	24	15	29	0	4
Green	.238	145	480	41	67	91	10	1	4	27	31	21	11	1
Hall	.260	156	497	88	129	259	21	5	33	80	63	101	3	8
Kaat	.131	36	61	2	8	12	1	0	1	8	2	19	0	1
Killebrew	.258	142	515	88	133	286	18	0	45	96	72	105	0	16
Kralick	.167	6	6	1	1	3	0	1	0	0	2	3	0	0
Lasher	.000	11	1	0	0	0	0	0	0	0	0	1	0	0
Lemon	.118	7	17	0	2	2	0	0	0	1	1	5	0	0
Mincher	.258	82	225	41	58	117	8	0	17	42	30	51	0	0
Moore	.333	31	3	0	1	1	0	0	0	0	0	0	0	0
Oliva	.429	7	7	0	3	3	0	0	0	1	0	2	0	0
Pascual	.250	33	92	9	23	30	5	1	0	12	3	15	0	3
Perry	.208	40	51	5	11	13	2	0	0	4	6	12	0	1
Pleis	.125	36	16	2	2	2	0	0	0	1	3	11	0	0
Post	.191	21	47	6	9	17	0	1	2	6	2	17	0	1
Power	.270	138	541	65	146	208	28	2	10	52	22	24	3	15
Ratiff	.190	10	21	2	4	8	1	0	1	3	2	7	0	0
Roggenbuck	.143	36	7	0	1	1	0	0	0	0	1	2	0	0
Roland	.000	10	15	1	0	0	0	0	0	0	0	6	0	0
Rollins	.307	136	531	75	163	236	23	1	16	61	36	59	2	13
Siebler	.133	7	15	1	2	2	0	0	0	2	1	5	0	0
Stange	.096	32	52	3	5	6	1	0	0	1	5	14	0	1
Stigman	.107	33	84	4	9	10	1	0	0	4	7	48	0	2
Sullivan	.000	10	0	0	0	0	0	0	0	0	0	0	0	0
Tuttle	.000	16	3	0	0	0	0	0	0	0	0	1	0	2
Versalles	.261	159	621	74	162	249	31	13	10	54	33	66	7	11
Ward	.067	9	15	0	1	2	1	0	0	2	0	7	0	0
Wertz	.136	35	44	3	6	15	0	0	3	7	6	5	0	1
Williams	.000	3	0	0	0	0	0	0	0	0	0	0	0	0
Zimmerman	.232	39	56	3	13	14	1	0	0	3	2	8	0	3
TOTALS	.255	161	5531	767	1408	2376	223	35	225	722	547	912	32	116

OPENING DAY INFORMATION

Earliest: March 29, 1918 at BAL

Latest: July 24, 2020 at CWS

Largest crowd: 55,802, April 5, 1988 at NYY

Smallest crowd: 9,912, April 15, 1972 at OAK

Coldest temperature: 33 degrees, April 14, 1962 vs. LAA

Twins Opening Day Opponents

Through the Years:

Oakland/KC-12, Detroit-8, Kansas City - 6, Baltimore-5, Seattle-5, Toronto-4, Cleveland-4, New York-AL-4, Los Angeles-AL-4, Chicago-AL-4, Milwaukee-3, Texas/WAS-3, Boston-1, Tampa Bay-1

1963 TWINS STATISTICS

Pitching: (3rd in A.L.)

PLAYER	W	L	ERA	G	GS	CG	SHO	SV	IP	H	R	ER	HR	BB	SO
Arrigo	1	2	2.81	5	1	0	0	0	15.2	12	5	5	2	4	13
Dailey	6	3	1.98	66	0	0	0	13	108.2	80	26	24	9	19	72
Dotter	0	0	0.00	2	0	0	0	0	2.0	0	0	0	0	0	2
Formelles	1	1	4.76	11	0	0	0	0	22.2	24	14	12	0	13	7
Kaas	10	10	4.20	31	27	7	1	0	178.1	195	96	83	24	38	105
Kralick	1	4	3.81	5	5	1	0	0	25.2	28	16	11	2	8	13
Lasher	0	0	4.91	1	0	0	0	0	11.1	12	10	6	1	11	10
Moore	1	3	6.92	31	1	0	0	0	38.2	50	34	30	8	17	38
Pascual	21	9	2.46	31	31	18	3	0	248.1	205	76	68	21	81	202
Perry	9	9	3.74	35	25	5	1	0	168.1	167	77	70	17	57	65
Pleis	6	2	4.37	36	4	1	0	0	68.0	67	37	33	10	16	37
Roggenbuck	2	4	2.16	36	2	0	0	4	50.0	47	26	12	3	22	24
Roland	4	1	2.57	10	7	2	1	0	49.0	32	17	14	4	27	34
Siebler	2	1	2.77	7	5	2	0	0	38.2	25	13	12	6	12	22
Stange	12	5	2.62	32	20	7	2	0	164.2	145	53	48	21	43	100
Stigman	15	15	3.25	33	33	15	3	0	211.0	210	90	77	32	81	193
Sullivan	0	1	5.73	10	0	0	0	0	11.0	15	7	7	1	4	2
Williams	0	0	1.45	3	0	0	0	0	4.1	8	5	5	1	6	2
TOTALS	91	70	3.28	161		58	13	18	1446.1	1322	602	527	162	459	941

1964 TWINS STATISTICS

Batting: (4th in A.L.)

PLAYER	AVG	G	AB	R	H	TB	2B	3B	HR	RBI	BB	SO	SB	GDP
Allen	.214	74	243	28	52	80	8	1	6	20	33	30	1	5
Allison	.287	149	492	90	141	272	27	4	32	86	92	99	10	7
Arrigo	.172	41	29	3	5	6	1	0	0	3	2	7	0	0
Banks	.000	1	1	0	0	0	0	0	0	0	0	1	0	0
Battay	.272	131	405	33	110	165	17	1	12	52	51	49	1	23
Bethea	.167	10	30	4	5	6	1	0	0	2	4	4	0	0
Bloomfield	.143	7	7	1	1	1	0	0	0	0	0	0	0	0
Boswell	.222	4	9	1	2	2	0	0	0	1	0	2	0	0
Dailey		14	0	0	0	0	0	0	0	0	0	0	0	0
Dotter		3	0	0	0	0	0	0	0	0	0	0	0	0
Fischer		0	0	0	0	0	0	0	0	0	0	0	0	0
Fosnow		7	0	0	0	0	0	0	0	0	0	0	0	0
Goryl	.140	58	114	9	16	20	0	2	0	1	10	25	1	3
Grant	.167	39	60	8	10	12	2	0	0	3	2	18	0	2
Green	.000	26	15	3	0	0	0	0	0	0	4	6	0	0
Hall	.282	149	510	61	144	245	20	3	25	75	44	112	5	10
Henry	.122	22	41	4	5	14	1	1	2	5	2	17	0	1
Kaat	.169	46	83	11	14	24	1	0	3	11	11	31	0	1
Killebrew	.270	158	577	95	156	316	11	1	49	111	93	135	0	15
Kindall	.148	62	128	8	19	24	2	0	1	6	7	44	0	2
Klippstein	.000	33	2	0	0	0	0	0	0	0	1	1	0	0
Kostro	.272	59	103	10	28	42	5	0	3	12	4	21	0	2
McGabe	.158	14	19	1	3	3	0	0	0	2	0	8	0	0
Mincer	.237	120	287	45	68	157	12	4	23	56	27	51	0	8
Nieson		2	0	0	0	0	0	0	0	0	0	0	0	0
Nossek	.000	7	1	1	0	0	0	0	0	0	0	0	0	0
Oliva	.323	161	672	109	217	374	43	9	32	94	34	68	12	9
Pascual	.181	36	94	3	17	24	7	0	0	8	8	9	0	1
Perry	.154	41	13	0	2	2	0	0	0	1	0	4	0	1
Pleis	.250	47	4	2	1	1	0	0	0	0	1	2	0	0
Power	.222	19	45	6	10	12	2	0	0	1	1	3	0	0
Reese	.000	10	7	0	0	0	0	0	0	0	0	1	0	1
Roland	.148	30	27	2	4	4	0	0	0	0	0	11	0	0
Rollins	.270	148	596	87	161	242	25	10	12	68	53	80	2	12
Shifflett	.000	10	4	0	0	0	0	0	0	0	0	2	0	0
Siebler	.0	9	0	0	0	0	0	0	0	0	0	0	0	0
Snyder	.155	26	71	3	11	16	2	0	1	9	4	11	0	4
Stange	.040	14	25	1	1	1	0	0	0	2	5	14	0	1
Stigman	.101	32	69	2	7	9	2	0	0	2	34	0	0	1
Versalles	.259	160	659	94	171	284	33	10	20	64	42	88	14	5
Ward	.226	12	31	4	7	9	2	0	0	2	6	13	0	0
Whitby	.000	4	1	0	0	0	0	0	0	0	0	1	0	0
Worthington	.063	41	16	2	1	1	0	0	0	0	0	2	0	0
Zimmerman	.200	63	120	6	24	27	3	0	0	12	10	15	0	6
TOTALS	.252	163	5610	737	1413	2395	227	46	221	707	553	1019	46	120

Pitching: (5th in A.L.)

PLAYER	W	L	ERA	G	GS	CG	SHO	SV	IP	H	R	ER	HR	BB	SO
Arrigo	7	4	3.86	41	12	2	1	1	105.1	97	48	45	11	45	96
Boswell	2	0	4.30	4	4	0	0	0	23.1	21	11	11	4	12	25
Dailey	1	2	8.40	14	0	0	0	0	15.1	23	16	14	3	18	6
Dotter	0	0	2.25	3	0	0	0	0	4.1	3	2	1	1	3	6
Fischer	0	1	7.71	9	0	0	0	0	7.1	16	6	6	2	4	2
Fosnow	0	1	10.64	7	0	0	0	0	10.2	13	13	13	3	8	9
Grant	11	9	2.82	26	23	10	1	0	166.0	162	73	52	21	36	75
Kaat	17	11	3.22	36	34	13	0	0	243.0	231	100	87	23	60	171
Klippstein	0	4	1.96	33	0	0	0	2	46.1	44	12	10	4	20	39
Nieson	0	0	4.50	2	0	0	0	0	2.0	1	1	1	1	1	5
Pascual	15	12	3.30	36	36	14	1	0	267.1	245	121	98	30	98	213
Perry	6	3	3.46	42	1	0	0	1	65.1	61	26	25	7	23	55
Pleis	4	1	3.88	47	0	0	0	2	50.2	43	23	22	6	31	42
Roland	2	6	4.12	30	13	1	0	2	94.1	76	48	43	12	55	63
Shifflett	0	2	4.50	10	0	0	0	1	17.2	22	9	9	1	7	8
Siebler	0	0	4.91	9	0	0	0	0	11.0	10	6	6	1	6	10
Stange	3	6	4.73	14	11	2	0	0	79.2	78	45	42	13	19	54
Stigman	6	15	4.03	32	29	5	1	0	190.0	160	94	85	31	70	159
Whitby	0	0	9.00	4	0	0	0	0	6.0	8	6	6	3	1	2
Worthington	5	6	1.38	41	0	0	0	0	14	72.1	47	18	11	4	28
TOTALS	79	83	3.57	163		47	4	24	1478.1	1361	678	587	181	545	1099

1965 TWINS STATISTICS

Batting: (1st in A.L.)

PLAYER	AVG	G	AB	R	H	TB	2B	3B	HR	RBI	BB	SO	SB	GDP
Allen	.231	19	39	2	9	11	2	0	0	6	6	8	0	0
Allison	.233	135	438	71	102	195	14	5	23	78	73	114	10	5
Battley	.297	131	394	36	117	161	22	2	6	60	50	23	0	7
Boswell	.316	36	38	7	12	14	0	1	0	1	1	6	0	1
Cimino	.000	1	0	0	0	0	0	0	0	0	0	0	0	0
Fosnow	.000	29	5	0	0	0	0	0	0	0	0	4	0	0
Grant	.155	50	97	13	15	22	3	2	0	8	7	27	0	1
Hall	.285	148	522	81	149	242	25	4	20	86	51	79	14	6
Kaat	.247	56	93	6	23	30	4	0	1	9	3	29	2	1
Killebrew	.269	113	401	78	108	201	16	1	25	75	72	69	0	10
Kindall	.196	125	342	41	67	99	12	1	6	36	36	97	2	6
Klippstein	.000	56	8	0	0	0	0	0	0	0	1	3	0	1
Kosco	.236	23	55	3	13	20	4	0	1	6	1	15	0	0
Kostro	.105	20	31	2	5	7	2	0	0	1	4	5	0	1
Merritt	.136	16	22	1	3	3	0	0	0	3	2	14	0	0
Mincher	.251	128	346	43	87	176	17	3	22	65	49	73	1	3
Nelson	.111	28	49	0	1	0	0	0	0	0	0	5	0	0
Nessek	.218	87	170	19	37	52	9	0	2	16	7	22	2	5
Oliva	.321	149	576	107	185	283	40	5	16	98	55	64	19	8
Pascual	.200	27	60	7	12	19	1	0	2	8	2	8	0	2
Perry	.170	36	53	3	9	12	1	1	0	3	1	16	0	0
Pleis	.000	41	7	0	0	0	0	0	0	0	0	3	0	0
Quilici	.208	56	149	16	31	38	5	1	0	7	15	33	1	4
Reese	.286	14	7	0	2	3	1	0	0	0	2	2	0	0
Roggenburk	.000	12	3	1	0	0	0	0	0	0	1	1	0	0
Rollins	.249	140	469	59	117	156	22	1	5	32	37	54	4	13
Sevcik	.063	12	16	1	1	2	1	0	0	0	1	5	0	1
Siebler	.000	7	1	0	0	0	0	0	0	0	0	1	0	0
Stigman	.133	33	15	0	2	3	1	0	0	0	0	7	0	0
Tovar	.208	18	25	2	5	6	1	0	0	2	2	3	2	0
Uniander	.182	13	22	1	4	4	0	0	0	1	0	2	1	0
Valdespino	.261	108	245	38	64	79	8	2	1	22	20	28	7	5
Versalles	.273	160	666	126	182	308	45	12	19	77	41	122	27	7
Worthington	.111	62	10	1	1	1	0	0	0	0	2	4	0	0
Zimmerman	.214	83	154	8	33	39	1	1	1	11	12	23	0	6
TOTALS	.254	162	5488	774	1396	2187	257	42	150	711	554	969	92	93

Pitching: (3rd in A.L.)

PLAYER	W	L	ERA	G	GS	CG	SHO	SV	IP	H	ER	HR	BB	SO
Boswell	6	5	3.40	27	12	1	0	0	106.0	77	43	40	20	46
Cimino	0	0	0.00	1	0	0	0	0	1.0	0	0	0	0	0
Fosnow	3	3	4.40	29	0	0	0	1	46.2	33	29	23	7	25
Grant	21	7	3.30	41	39	14	6	0	270.1	252	107	99	34	61
Kaat	18	11	2.83	45	42	7	2	2	264.1	267	121	83	25	63
Klippstein	9	3	2.25	56	0	0	0	3	76.1	59	22	19	8	31
Merritt	5	4	3.16	16	9	1	0	2	76.2	68	29	27	7	20
Nelson	0	4	4.09	28	3	0	0	3	54.2	57	29	25	1	23
Pascual	9	3	3.35	27	27	5	1	0	156.0	126	67	58	12	63
Perry	12	7	2.63	36	19	4	2	0	167.2	142	57	48	18	47
Pleis	4	4	3.00	41	2	0	0	2	91.1	49	20	17	3	27
Roggenburk	1	0	3.43	12	0	0	0	0	21.0	8	1	10	8	1
Siebler	0	0	4.20	7	1	0	0	0	15.0	11	7	7	2	11
Stigman	4	2	4.37	33	8	0	0	4	70.0	59	34	34	14	33
Worthington	10	7	2.14	62	0	0	0	14	80.1	57	25	19	4	41
TOTALS	102	60	3.14	162	32	12	31	1457.1	1278	600	508	166	503	934

1966 TWINS STATISTICS

Batting: (3rd in A.L.)

PLAYER	AVG	G	AB	R	H	TB	2B	3B	HR	RBI	BB	SO	SB	GDP
Allen	.238	101	319	34	76	111	18	1	5	30	26	40	2	10
Allison	.220	70	168	34	37	69	6	1	8	19	30	34	6	2
Battley	.255	115	364	30	93	119	12	1	4	34	43	30	4	15
Boswell	.143	32	63	4	9	10	1	0	0	3	0	18	0	2
Cimino	.000	35	6	0	0	0	0	0	0	0	1	4	0	0
Grant	.192	55	78	5	15	20	3	0	0	10	3	23	0	3
Hall	.239	120	356	52	85	160	7	4	20	47	33	66	1	14
Kaat	.195	47	118	12	23	33	2	1	2	13	5	41	0	1
Keller	.000	3	1	0	0	0	0	0	0	0	0	0	0	0
Killebrew	.281	162	569	89	160	306	27	1	39	110	103	98	0	12
Klippstein	.000	26	3	0	0	0	0	0	0	0	0	3	0	0
Kosco	.222	57	158	11	35	46	5	0	2	13	7	31	0	4
Merritt	.103	31	39	2	4	5	1	0	0	1	4	16	0	1
Mincher	.251	139	431	53	108	180	30	0	14	62	58	68	3	13
Mitterwald	.200	3	5	1	1	1	0	0	0	0	0	0	0	0
Nixon	.260	51	96	5	25	29	2	1	0	7	7	13	0	2
Nessek	.000	4	0	0	0	0	0	0	0	0	0	0	0	0
Oliva	.307	159	622	99	191	312	32	7	25	87	42	72	13	16
Oliva	.000	3	2	0	0	0	0	0	0	0	0	1	0	0
Pascual	.216	21	37	3	8	9	1	0	0	1	0	5	0	3
Perry	.220	33	59	5	13	20	4	0	1	7	5	18	0	0
Pleis	.000	8	0	0	0	0	0	0	0	0	0	0	0	0
Reese	.000	3	2	0	0	0	0	0	0	0	1	2	0	0
Roggenburk	.000	12	0	0	0	0	0	0	0	0	0	0	0	0
Roland	.000	1	0	0	0	0	0	0	0	0	0	0	0	0
Rollins	.245	90	269	30	66	105	7	1	10	40	13	34	0	9
Siebler	.000	23	11	0	0	0	0	0	0	0	2	6	0	0
Tovar	.260	134	465	57	121	156	19	5	2	41	44	50	16	7
Uniander	.226	105	367	39	83	105	12	2	2	22	27	32	10	4
Valdespino	.176	52	108	1	19	28	1	1	2	9	4	24	2	5
Versalles	.249	137	543	73	135	188	20	6	7	36	40	85	10	11
Worthington	.273	65	11	2	3	6	3	0	0	3	0	6	0	0
Zimmerman	.252	60	119	11	30	39	4	1	1	15	15	23	0	4
TOTALS	.249	162	5390	663	1341	2058	219	33	144	611	513	844	67	138

1966 TWINS STATISTICS

Pitching: (2nd in A.L.)

PLAYER	W	L	ERA	G	GS	CG	SHO	SV	IP	H	R	ER	HR	BB	SO
Boswell	12	5	3.14	28	21	8	1	0	169.1	120	66	59	19	65	173
Cimino	2	5	2.91	35	0	0	0	3	64.2	53	27	21	4	30	57
Grant	13	13	3.25	35	35	10	3	0	249.0	248	104	90	23	49	110
Kaat	25	13	2.74	41	41	19	3	0	304.2	271	114	93	29	55	205
Keller	0	0	5.40	2	0	0	0	0	5.1	7	4	3	1	1	1
Klipstein	1	1	3.38	26	0	0	0	3	40.0	35	15	15	2	20	26
Merritt	7	14	3.38	31	18	5	1	3	144.0	112	57	54	17	33	124
Ollum	0	0	3.60	3	1	0	0	0	10.0	6	4	4	1	1	11
Pascual	8	6	4.89	21	19	2	0	0	103.0	113	63	56	9	30	56
Perry	11	7	2.54	33	25	8	1	0	184.0	149	61	52	17	53	122
Pleis	1	2	2.00	8	0	0	0	0	9.1	5	6	2	1	4	9
Rogenburk	1	2	6.00	12	0	0	0	1	12.1	14	8	8	4	10	3
Roland	0	0	0.00	1	0	0	0	0	2.0	0	0	0	0	0	1
Siebler	2	2	3.42	23	2	0	0	1	49.2	47	26	19	6	14	24
Worthington	6	3	2.47	65	0	0	0	11	91.1	66	26	25	6	27	93
TOTALS	89	73	3.13	162	62	52	11	22	1438.2	1246	581	501	139	392	1015

1967 TWINS STATISTICS

Batting: (4th in A.L.)

PLAYER	AVG	G	AB	R	H	TB	2B	3B	HR	RBI	BB	SO	SB	GDP
Allison	.258	153	496	73	128	233	21	6	24	75	74	114	6	5
Batthey	.165	48	109	6	18	23	3	1	0	8	13	24	0	4
Bond	.313	10	16	4	5	9	1	0	1	5	3	1	0	0
Boswell	.219	44	73	12	16	23	2	1	1	3	1	26	0	2
Carew	.292	137	514	66	150	210	22	7	8	51	37	91	5	12
Chance	.033	41	92	2	3	3	0	0	0	0	7	58	0	1
Clark	.167	20	60	7	10	21	3	1	2	11	4	9	0	3
Grant	.179	27	28	6	5	5	0	0	0	2	1	2	0	0
Hardy	.375	11	8	3	6	0	0	0	1	2	1	1	0	0
Hernandez	.143	29	28	1	4	4	0	0	0	3	0	6	0	0
Izquierdo	.269	16	26	4	7	9	2	0	0	2	1	2	0	0
Kaat	.172	45	99	7	17	25	3	1	1	4	7	26	0	2
Kelly	.000	8	1	1	0	0	0	0	0	0	0	1	0	0
Killebrew	.269	163	547	105	147	305	24	1	44	113	131	111	1	16
Kline	.000	54	5	0	0	0	0	0	0	0	0	3	0	0
Kosco	.143	9	28	4	4	5	1	0	0	4	2	4	0	1
Kostro	.323	32	31	4	10	10	0	0	0	2	3	2	0	2
Merritt	.135	37	74	4	10	13	3	0	0	2	7	33	0	2
Nelson	.000	1	0	0	0	0	0	0	0	0	0	0	0	0
Nettles	.333	3	0	1	2	1	0	0	0	0	0	0	0	0
Nixon	.235	74	170	16	40	51	6	1	1	22	18	29	0	4
Oliva	.289	146	557	76	161	258	34	6	17	83	44	61	11	9
Ollum	.200	21	5	0	1	1	0	0	0	0	0	1	0	0
Perry	.190	39	42	2	8	12	1	0	1	7	0	6	0	2
Quilici	.105	23	19	2	2	3	1	0	0	0	3	4	0	1
Reese	.248	95	101	13	25	42	5	0	4	20	8	17	0	1
Roland	.000	25	3	0	0	0	0	0	0	0	0	1	0	0
Rollins	.245	109	339	31	83	116	11	2	6	39	27	58	1	10
Siebler	.000	2	0	0	0	0	0	0	0	0	0	0	0	0
Tovar	.267	164	649	98	173	237	32	7	6	47	46	51	19	8
Uhlalaender	.258	133	415	41	97	158	19	7	6	49	13	45	4	4
Valdespino	.165	89	97	9	16	21	2	0	1	3	5	22	3	1
Versalles	.200	116	58	6	116	164	16	7	6	50	33	113	5	15
Worthington	.000	59	8	0	0	0	0	0	0	1	1	5	0	0
Zimmerman	.167	104	234	13	39	45	3	0	1	12	22	49	0	8
TOTALS	.240	164	5458	671	1309	2014	216	48	131	619	512	976	55	114

Pitching: (2nd in A.L.)

PLAYER	W	L	ERA	G	GS	CG	SHO	SV	IP	H	R	ER	HR	BB	SO
Boswell	14	12	3.27	37	32	11	3	0	222.2	162	84	81	14	107	204
Chance	20	14	2.73	41	39	18	5	1	283.2	244	109	86	17	68	220
Grant	5	6	4.74	27	14	2	0	0	95.1	121	56	50	10	17	50
Kaat	16	13	3.05	42	38	13	2	0	263.1	269	110	89	21	42	211
Kline	7	1	3.75	54	0	0	0	5	71.2	71	33	30	10	15	36
Merritt	13	7	2.53	37	28	11	4	0	227.2	196	72	64	21	30	161
Nelson	0	0	54.00	1	0	0	0	0	0.1	3	2	2	1	0	0
Ollum	0	1	5.40	21	2	0	0	0	35.0	33	24	21	4	11	17
Perry	8	7	3.02	37	11	3	2	0	130.2	123	51	44	8	50	94
Roland	0	1	3.00	25	0	0	0	2	35.2	13	12	12	3	17	16
Siebler	0	0	3.00	2	0	0	0	0	3.0	4	1	1	1	0	0
Worthington	8	9	2.84	59	0	0	0	16	92.0	77	36	29	6	38	80
TOTALS	91	71	3.14	164	64	58	18	24	1461.0	1336	590	509	115	396	1089

1968 TWINS STATISTICS

Batting: (2nd in A.L.)

PLAYER	AVG	G	AB	R	H	TB	2B	3B	HR	RBI	BB	SO	SB	GDP
Allison	.247	145	469	63	116	214	16	8	22	52	52	98	9	16
Boswell	.233	37	60	9	14	22	3	1	1	4	2	24	0	1
Carew	.273	127	461	46	126	160	27	2	1	42	26	71	12	11
Chance	.054	43	93	0	5	5	0	0	0	3	3	63	0	0
Clark	.185	104	227	14	42	52	5	1	1	13	16	44	3	2
Hall	.000	11	2	0	0	0	0	0	0	0	0	0	0	0
Hernandez	.176	88	198	13	35	46	3	0	0	2	17	9	52	5
Holt	.208	70	106	9	22	26	2	1	0	8	4	20	0	3
Kaat	.156	36	77	7	12	15	3	0	0	5	2	18	0	2
Keller	.000	8	1	0	0	0	0	0	0	0	0	1	0	0
Kelly	.114	12	35	2	4	9	2	0	1	2	3	10	0	1
Killebrew	.210	100	295	40	62	124	7	2	17	40	70	70	0	13
Kostro	.241	63	108	9	26	32	4	1	0	9	6	20	0	2
Look	.246	59	118	7	29	33	4	0	0	9	20	24	0	5
Merritt	.141	38	71	1	10	12	2	0	0	1	5	22	0	2
Miller	.143	45	7	0	1	1	0	0	0	1	0	3	0	0
Mitterwald	.206	11	34	1	7	8	1	0	0	1	3	8	0	1

1968 TWINS STATISTICS

Batting: (2nd in A.L.)

PLAYER	AVG	G	AB	R	H	TB	2B	3B	HR	RBI	BB	SO	SB	GDP
Morris	.000	3	3	1	0	0	0	0	0	0	0	1	0	0
Nettles	.224	22	76	13	17	36	2	1	5	8	7	20	0	2
Oliva	.289	128	470	54	136	224	24	5	18	68	45	61	10	10
Perranoski	.000	66	7	0	0	0	0	0	0	0	0	3	0	0
Perry	.143	32	42	4	6	13	1	0	2	5	2	12	0	1
Quilici	.245	97	229	22	56	78	11	4	1	22	21	45	0	5
Reese	.259	126	332	40	86	117	15	2	4	28	18	36	3	6
Renick	.216	42	97	16	21	39	5	2	3	13	9	42	0	2
Roland	.000	29	8	0	0	0	0	0	0	1	1	4	0	0
Rollins	.241	93	203	14	49	72	5	0	6	30	10	34	3	6
Roseboro	.216	135	380	31	82	118	12	0	8	39	46	57	2	7
Stephen	.000	2	3	0	0	0	0	0	0	0	0	1	0	0
Tovar	.272	157	613	89	167	228	31	6	6	47	34	41	35	2
Uhlender	.283	140	488	52	138	190	21	5	7	52	28	46	16	3
Worthington	.000	54	7	0	0	0	0	0	0	0	0	5	0	0
Zimmerman	.111	24	45	3	5	6	1	0	0	2	3	10	0	0
TOTALS	.237	162	5373	562	1274	1878	207	41	105	522	445	966	98	106

Pitching: (6th in A.L.)

PLAYER	W	L	ERA	G	GS	CG	SHO	SV	IP	H	R	ER	HR	BB	SO
Boswell	10	13	3.32	34	28	7	2	0	190.0	148	79	70	19	87	143
Chance	16	16	2.53	43	39	15	2	0	292.0	224	96	82	15	63	234
Hall	2	1	2.40	8	4	0	0	0	29.2	27	15	8	1	12	18
Kaat	14	12	2.94	30	29	9	2	0	208.0	192	78	68	16	40	130
Keller	0	1	2.81	7	1	0	0	0	16.0	18	6	5	2	4	11
Merritt	12	16	3.25	38	34	11	1	1	238.1	207	102	86	21	52	181
Miller	0	3	2.75	45	0	0	0	2	72.1	65	26	22	1	24	41
Morris	0	1	1.64	3	2	0	0	0	10.2	11	5	2	0	4	6
Perranoski	8	7	3.10	66	0	0	0	5	87.0	86	36	30	5	38	65
Perry	8	6	2.27	32	18	3	2	1	139.0	113	37	35	8	26	69
Roland	4	1	3.48	28	4	1	0	0	61.2	55	33	24	3	24	36
Stephen	0	0	0.00	2	2	0	0	0	11.1	11	7	6	0	0	1
Tovar	0	0	0.00	0	0	0	0	0	1.0	0	0	0	0	0	1
Worthington	4	5	2.72	54	0	0	0	17	76.1	67	26	23	0	32	57
TOTALS	79	83	2.89	162		46	14	26	1433.1	1224	546	461	92	414	996

1969 TWINS STATISTICS

Batting: (1st in A.L.)

PLAYER	AVG	G	AB	R	H	TB	2B	3B	HR	RBI	BB	SO	SB	GDP
Allison	.228	81	189	18	43	79	8	2	8	27	29	39	2	8
Boswell	.170	40	94	7	16	26	2	1	2	9	5	29	0	3
Brandon	.000	3	1	0	0	0	0	0	0	0	1	0	0	0
Cardenas	.280	160	578	67	162	224	24	4	10	70	66	96	5	19
Carew	.332	123	458	79	152	214	30	4	8	56	37	72	19	7
Chance	.042	20	24	1	1	1	0	0	0	1	2	19	0	0
Clark	.125	5	8	0	1	1	0	0	0	0	0	0	0	1
Crider	.444	21	9	3	4	6	2	0	0	0	0	2	0	0
Dempsey	.500	5	6	1	3	4	1	0	0	0	0	1	0	0
Grzenda	.000	38	5	1	0	0	0	0	0	0	2	3	0	0
Hall	.186	32	43	5	8	9	1	0	0	0	4	14	0	0
Hill	.000	16	2	4	0	0	0	0	0	0	0	1	1	0
Holt	.357	12	14	3	5	8	0	0	1	2	0	4	0	0
Kaat	.207	43	87	8	18	32	8	0	2	10	4	20	0	0
Killebrew	.276	162	555	106	153	324	20	2	49	140	145	84	8	16
Kostro	.000	2	2	0	0	0	0	0	0	0	0	1	0	0
Manuel	.207	83	164	14	34	46	6	0	2	24	28	33	1	3
Miller	.000	48	31	0	0	0	0	0	0	0	1	17	0	1
Mitterwald	.257	69	187	18	48	71	8	0	5	13	17	47	0	6
Morris	.222	6	0	0	0	2	2	0	0	0	0	0	0	0
Nash	.000	3	9	0	2	2	0	0	0	0	1	2	0	0
Nettles	.229	96	225	27	50	84	9	2	7	26	32	47	1	6
Oliva	.309	153	637	97	197	316	39	4	24	101	45	66	10	10
Perranoski	.083	75	24	1	2	2	0	0	0	1	2	14	0	1
Perro	.172	47	93	8	16	21	3	1	0	7	3	24	0	5
Quilici	.174	118	144	19	25	36	3	1	2	12	12	22	2	2
Reese	.322	132	419	52	135	215	24	4	16	69	23	57	1	6
Renick	.245	71	139	21	34	52	3	0	5	17	12	32	0	4
Roseboro	.263	115	361	33	95	116	12	0	3	32	39	44	5	6
Tischinski	.191	37	47	2	9	9	0	0	0	2	8	8	0	0
Tovar	.288	158	535	99	154	222	25	5	11	52	37	37	45	7
Uhlender	.273	152	554	93	151	197	18	2	8	62	44	52	15	3
Walters	.000	6	0	0	0	0	0	0	0	0	0	0	0	0
Woodson	.074	44	27	5	2	2	0	0	0	0	2	16	0	0
Worthington	.000	46	5	0	0	0	0	0	0	0	0	4	0	0
Zepp	.000	4	1	0	0	0	0	0	0	0	0	0	0	0
TOTALS	.268	162	5677	790	1520	2319	246	32	163	733	599	906	115	114

Pitching: (3rd in A.L.)

PLAYER	W	L	ERA	G	GS	CG	SHO	SV	IP	H	R	ER	HR	BB	SO
Boswell	20	12	3.23	39	38	10	0	0	256.1	215	105	92	18	99	190
Brandon	0	0	3.00	3	0	0	0	0	3.1	5	3	1	1	3	1
Chance	5	4	2.97	20	15	1	0	0	88.1	76	39	29	6	35	50
Crider	1	0	4.66	21	1	0	0	1	28.2	31	15	15	3	15	16
Grzenda	4	1	3.86	38	0	0	0	3	48.2	52	23	21	4	17	24
Hall	8	7	3.32	31	18	5	2	0	140.2	129	63	52	12	50	92
Kaat	14	13	3.50	40	32	10	0	1	242.1	252	114	94	23	75	139
Miller	5	5	3.03	48	11	1	0	0	119.1	118	42	40	9	32	57
Morris	0	1	5.40	75	0	0	0	0	5.1	6	4	3	4	5	1
Perranoski	9	10	2.10	75	0	0	0	31	119.2	85	32	28	4	52	82
Perro	20	6	2.82	46	36	12	3	0	261.2	244	87	82	18	66	153
Walters	0	0	5.14	6	0	0	0	0	6.2	6	4	1	3	2	2
Woodson	7	5	3.68	44	10	2	0	1	110.1	99	49	45	11	49	66
Worthington	4	1	4.57	46	0	0	0	3	61.0	65	31	31	7	20	51
Zepp	0	0	7.20	4	0	0	0	0	5.1	6	7	4	1	4	2
TOTALS	97	65	3.24	162		41	8	43	1497.2	1388	618	539	119	524	906

1970 TWINS STATISTICS

Batting: (1st in A.L.)

PLAYER	AVG	G	AB	R	H	TB	2B	3B	HR	RBI	BB	SO	SB	GDP
Allison	.208	47	72	15	15	23	5	0	1	7	14	20	1	2
Alsea	.291	94	258	34	75	137	12	1	16	61	28	51	3	12
Barber	.000	19	2	0	0	0	0	0	0	0	0	0	0	0
Blyleven	.140	27	50	2	7	7	0	0	0	1	1	25	0	0
Boswell	.160	20	25	0	4	5	1	0	0	0	0	11	0	0
Brye	.182	9	11	0	2	3	1	0	0	2	2	4	0	0
Cardenas	.247	160	588	67	145	220	34	4	11	65	42	101	2	11
Carew	.366	51	191	27	70	100	12	3	4	28	11	28	4	1
Dempsey	.000	5	7	1	0	0	0	0	0	0	1	1	0	1
Hall	.182	53	44	4	8	8	0	0	0	1	0	9	0	1
Hamm	.000	10	1	0	0	0	0	0	0	0	0	0	0	0
Haydel	.667	4	3	2	2	6	1	0	1	1	0	1	0	0
Hill	.091	27	22	8	2	2	0	0	0	0	0	6	0	0
Holt	.266	142	319	37	85	109	9	3	3	40	17	32	3	9
Kaat	.197	56	76	17	15	19	1	0	1	8	6	20	0	2
Killebrew	.271	157	527	96	143	288	20	1	41	113	128	84	0	28
Manuel	.188	59	64	4	12	15	0	0	0	7	6	17	0	0
Mendoza	.188	16	16	2	3	3	0	0	0	2	0	1	0	0
Mitterwald	.222	117	369	36	82	143	12	2	15	46	34	84	3	11
Nash	.250	4	4	1	1	1	0	0	0	2	1	1	0	0
Nettles	.250	13	20	3	5	5	0	0	0	0	1	5	0	0
Oliva	.325	157	628	96	204	323	36	7	23	107	38	67	5	16
Perranoski	.042	67	24	0	1	1	0	0	0	0	0	15	0	0
Perry	.247	41	97	9	24	31	4	0	1	6	1	14	0	1
Quilici	.227	111	141	19	32	41	3	0	2	12	15	16	0	6
Ratliff	.268	69	149	19	40	66	7	2	5	22	15	51	0	1
Reese	.261	153	501	63	131	186	15	5	10	56	48	70	5	7
Renick	.229	81	179	20	41	70	8	0	7	25	22	29	0	6
Thompson	.219	96	302	25	66	75	9	0	0	22	7	39	0	6
Tiant	.406	18	32	7	13	17	4	0	0	4	1	8	1	0
Tischinski	.196	24	46	6	9	12	0	0	1	2	9	6	0	1
Tovar	.300	161	650	120	195	287	36	13	10	54	52	47	30	9
Williams	.000	68	19	0	0	0	0	0	0	0	0	13	0	0
Woodson	.000	21	2	0	0	0	0	0	0	0	0	0	0	0
Zepp	.136	43	44	3	6	6	0	0	0	0	0	31	0	0
TOTALS	.262	162	5483	744	1438	2209	230	41	153	694	501	905	57	132

Pitching: (2nd in A.L.)

PLAYER	W	L	ERA	G	GS	CG	SHO	SV	IP	H	R	ER	HR	BB	SO
Barber	0	0	4.67	18	0	0	0	2	27.1	26	14	14	1	18	14
Blyleven	10	9	3.18	27	25	5	1	0	164.0	143	66	58	17	47	135
Boswell	3	7	6.39	18	15	0	0	0	68.2	80	55	49	12	44	45
Hall	11	6	2.55	52	11	1	0	4	155.1	94	46	44	11	66	184
Hamm	0	2	5.63	10	0	0	0	0	16.1	17	10	10	3	7	3
Haydel	2	0	3.00	4	0	0	0	0	9.0	7	3	3	2	4	4
Kaat	14	10	3.56	45	34	4	1	0	230.1	244	110	91	26	58	120
Perranoski	7	8	2.43	67	0	0	0	34	111.0	108	38	30	20	42	55
Perry	24	12	3.03	40	40	13	4	0	278.2	258	112	94	20	57	168
Tiant	3	3	3.39	18	17	2	0	0	92.2	84	36	36	12	41	50
Williams	10	1	1.99	68	0	0	0	15	113.1	85	34	25	8	32	76
Woodson	1	2	3.77	21	0	0	0	1	30.2	29	18	13	2	19	22
Zepp	9	4	3.22	43	20	1	1	2	151.0	154	63	54	9	51	64
TOTALS	98	64	3.23	162		26	12	58	1448.1	1329	605	520	130	486	940

1971 TWINS STATISTICS

Batting: (2nd in A.L.)

PLAYER	AVG	G	AB	R	H	TB	2B	3B	HR	RBI	BB	SO	SB	GDP
Alsea	.177	79	158	13	28	38	4	0	2	15	24	38	1	7
Barber	.000	6	5	0	0	0	0	0	0	0	0	2	0	0
Blyleven	.132	38	91	3	12	13	1	0	0	2	1	37	0	0
Braun	.254	128	343	51	87	118	12	2	5	35	48	50	8	8
Brye	.224	28	107	10	24	34	1	0	3	11	7	15	3	4
Campisi	.000	6	0	0	0	0	0	0	0	0	0	0	0	0
Cardenas	.264	153	554	59	146	233	25	4	18	75	51	69	3	16
Carew	.307	147	577	88	177	219	16	10	2	48	45	81	6	23
Cordin	.206	52	34	3	7	7	0	0	0	2	2	17	0	0
Dempsey	.308	6	13	2	4	5	1	0	0	0	1	1	0	1
Gebhard	.000	19	0	0	0	0	0	0	0	0	0	0	0	0
Hall	.265	47	34	5	9	10	1	0	0	1	1	5	0	1
Hamm	.273	13	11	1	3	4	1	0	0	0	0	5	0	0
Haydel	.333	31	3	0	1	1	0	0	0	0	0	1	0	0
Holt	.259	126	340	35	88	108	11	3	1	29	16	28	5	11
Kaat	.161	54	93	6	15	18	3	0	0	5	2	16	2	0
Killebrew	.254	147	500	61	127	232	19	1	28	119	114	96	3	21
Luebber	.063	19	19	0	1	1	0	0	0	0	0	7	0	0
Manuel	.125	18	16	1	2	3	1	0	0	0	0	8	0	0
Mitterwald	.250	125	388	38	97	151	13	1	13	44	39	104	3	9
Nettles	.250	70	168	17	42	67	5	2	1	6	24	19	24	3
Oliva	.337	126	487	73	164	266	30	3	22	81	25	44	4	21
Perranoski	.000	36	3	0	0	0	0	0	0	0	0	1	0	0
Perry	.185	40	92	10	17	17	0	0	0	5	7	18	0	4
Powell	.161	20	31	7	5	8	0	0	1	2	3	12	0	1
Ratliff	.159	21	44	3	7	14	1	0	2	6	4	17	0	0
Reese	.219	120	329	40	72	116	8	3	10	39	20	35	7	9
Renick	.222	27	45	4	10	15	2	0	1	8	5	14	0	1
Roof	.241	31	87	6	21	25	4	0	0	6	8	18	0	6
Soderholm	.156	21	64	9	10	17	4	0	1	4	10	17	0	1
Strickland	.000	24	1	0	0	0	0	0	0	0	1	3	0	0
Thomas	.267	30	4	4	8	9	1	0	0	2	4	3	0	0
Thompson	.263	48	97	10	15	17	2	0	0	7	7	12	0	5
Tischinski	.130	21	23	0	3	5	2	0	0	2	1	4	0	2
Tovar	.311	157	657	94	204	242	29	3	1	45	45	39	18	5
Williams	.000	46	10	1	0	0	0	0	0	0	1	8	0	0
TOTALS	.260	160	5414	654	1406	2013	197	31	116	618	512	846	66	158

1971 TWINS STATISTICS

Pitching: (11th in A.L.)

PLAYER	W	L	ERA	G	GS	CG	SHO	SV	IP	H	R	ER	HR	BB	SO
Barber	1	0	6.00	4	2	0	0	0	11.2	8	9	8	2	13	4
Bylieven	16	15	2.82	38	38	17	5	0	278.1	267	95	87	21	59	224
Campisi	0	0	4.50	6	0	0	0	0	4.1	5	2	2	1	4	2
Corbin	8	11	4.11	52	11	2	0	3	140.1	141	74	64	19	70	83
Gehard	1	2	3.00	17	0	0	0	0	18.0	17	6	6	0	11	13
Hall	4	7	3.32	48	11	0	0	9	129.2	104	54	48	13	58	137
Hamm	2	4	6.75	13	8	1	0	0	44.0	55	33	33	7	18	16
Haydel	4	2	4.28	31	0	0	0	1	40.0	33	19	19	3	20	29
Kaat	13	14	3.32	39	38	15	4	0	260.1	275	104	96	16	47	137
Luebber	2	5	5.03	18	12	0	0	1	68.0	73	42	38	7	37	35
Perranoski	1	4	6.70	36	0	0	0	5	42.2	60	39	32	2	28	21
Perry	17	17	4.23	40	39	8	0	1	270.0	263	135	127	39	102	126
Strickland	1	0	1.45	24	0	0	0	1	31.1	20	14	5	2	18	21
Williams	4	5	4.15	46	1	0	0	4	78.0	63	44	36	7	44	47
TOTALS	74	86	3.81	160	43	9	25	1416.2	1384	670	600	139	529	895	

1972 TWINS STATISTICS

Batting: (4th in A.L.)

PLAYER	AVG	G	AB	R	H	TB	2B	3B	HR	RBI	BB	SO	SB	GDP
Adams	.333	3	6	0	2	2	0	0	0	0	0	1	0	0
Bylieven	.160	39	94	9	15	17	2	0	0	6	2	36	0	1
Borgmann	.234	56	175	11	41	54	4	0	3	14	25	25	0	4
Braun	.289	121	402	40	116	143	21	0	2	50	45	38	4	14
Bye	.241	100	253	18	61	76	9	3	0	12	17	38	3	5
Carew	.318	142	535	61	170	203	21	6	0	51	43	60	12	11
Corbin	.082	34	49	1	4	5	1	0	0	2	2	19	0	1
Darwin	.267	145	513	48	137	227	20	2	22	80	38	145	2	24
Dempsey	.200	25	40	0	8	9	1	0	0	6	8	0	0	2
Gehard	.13	13	0	0	0	0	0	0	0	1	0	0	0	0
Goltz	.103	15	29	0	3	3	0	0	0	1	2	17	0	1
Granger	.200	63	10	0	2	3	1	0	0	0	0	5	0	0
Gurth	.000	3	3	1	0	0	0	0	0	0	0	0	0	0
Holt	.444	10	27	6	12	16	1	0	1	6	0	1	0	1
Kaat	.289	24	45	3	13	22	3	0	2	4	1	16	0	0
Killebrew	.231	139	433	53	100	195	13	2	26	74	94	91	0	16
LaRoche	.091	62	11	2	1	1	0	0	0	0	3	6	0	0
Luebber	.255	2	0	0	0	0	0	0	0	0	0	0	0	0
Manuel	.205	63	122	6	25	33	5	0	1	8	4	16	0	1
Mitterwald	.184	64	163	12	30	39	4	1	1	8	9	37	0	5
Monzon	.273	55	95	13	15	16	1	0	0	5	8	12	4	1
Nettles	.204	102	235	28	48	69	5	2	4	15	32	12	4	5
Oliver	.321	10	3	1	9	10	1	0	0	1	2	5	0	1
Perry	.155	35	71	3	11	12	1	0	0	1	3	14	0	0
Reese	.218	132	197	23	43	65	3	2	5	26	25	27	0	4
Renick	.172	55	93	10	16	30	2	0	4	8	15	25	0	5
Roof	.205	61	146	16	30	52	11	1	3	12	6	27	0	1
Soderholm	.188	93	287	28	54	103	10	0	13	39	19	48	3	6
Strickland	.333	25	3	0	1	1	0	0	0	2	1	2	0	0
Thompson	.276	144	573	54	158	204	22	6	4	48	34	57	3	14
Tovar	.265	141	548	86	145	183	20	6	2	31	39	39	21	6
Woodson	.080	36	88	4	7	7	0	0	0	2	2	38	0	0
TOTALS	.244	154	5234	537	1277	1800	182	31	93	506	478	905	53	129

Pitching: (3rd in A.L.)

PLAYER	W	L	ERA	G	GS	CG	SHO	SV	IP	H	R	ER	HR	BB	SO
Bylieven	17	17	2.73	39	38	11	3	0	287.1	247	93	87	22	69	228
Corbin	8	9	2.61	31	19	5	3	0	161.2	135	56	47	12	53	83
Gehard	0	1	8.57	13	0	0	0	1	21.0	36	29	20	3	13	13
Goltz	3	3	2.67	15	1	2	0	1	91.0	75	30	27	5	26	38
Granger	4	6	3.00	63	0	0	0	19	89.2	83	42	30	7	28	45
Kaat	10	2	2.07	15	15	5	0	0	113.1	94	36	26	6	20	64
LaRoche	5	7	2.84	62	0	0	0	10	95.1	72	33	30	9	39	79
Luebber	0	0	0.00	2	0	0	0	0	2.1	3	0	0	0	2	1
Norton	0	1	2.81	21	0	0	0	0	32.1	31	14	10	1	14	22
Perry	13	16	3.34	35	35	5	2	0	217.2	191	93	81	14	60	85
Strickland	3	1	2.50	25	0	0	0	3	36.0	28	16	10	7	19	30
Woodson	14	14	2.71	36	36	9	3	0	251.2	193	93	76	19	101	150
TOTALS	77	77	2.84	154	37	17	34	1399.1	1188	535	441	105	444	838	

TWINS AND SENATORS FRANCHISE RECORDS BY DECADE

TEAM(S)	YEARS	RECORD	WINNING %
Washington Senators	1901-1909	480-833	.366
Washington Senators	1910-1919	755-737	.506
Washington Senators	1920-1929	792-735	.519
Washington Senators	1930-1939	806-722	.527
Washington Senators	1940-1949	677-858	.441
Washington Senators	1950-1959	640-898	.416
Washington Senators/Minnesota Twins	1960-1969	862-747	.536
Minnesota Twins	1970-1979	812-794	.506
Minnesota Twins	1980-1989	733-833	.468
Minnesota Twins	1990-1999	718-833	.463
Minnesota Twins	2000-2009	863-758	.532
Minnesota Twins	2010-2019	765-855	.472
Minnesota Twins	2020-2024	356-352	.503
TOTALS	1901-2024	9259-9955	.482

1973 TWINS STATISTICS

Batting: (1st in Majors)

PLAYER	AVG	G	AB	R	H	TB	2B	3B	HR	RBI	BB	SO	SB	GDP
Adams	.212	55	66	21	14	25	2	0	3	6	17	18	2	2
Borgmann	.265	12	34	7	9	11	2	0	0	9	6	10	0	0
Braun	.283	115	361	46	102	158	28	5	6	42	74	48	4	9
Brye	.263	92	278	39	73	110	9	5	6	33	35	43	3	4
Carew	.350	149	580	98	203	273	30	11	6	62	62	35	41	16
Darwin	.252	145	560	69	141	219	20	2	18	90	46	137	5	22
Hsieh	.272	143	545	88	148	230	25	6	15	64	64	128	11	13
Holt	.297	132	441	52	131	195	25	3	11	58	29	43	0	12
Kaat	.2	2	0	1	0	0	0	0	0	0	0	0	0	0
Killebrew	.242	69	248	29	60	86	9	1	5	32	41	59	0	10
Kusick	.250	15	48	4	12	14	2	0	0	4	7	9	0	0
Lis	.245	103	253	37	62	102	11	1	9	25	28	66	0	13
Mitterwald	.259	125	432	50	112	175	15	0	16	64	39	111	3	10
Monzon	.224	39	76	10	17	20	1	1	0	4	11	9	1	0
Oliva	.291	146	571	63	166	234	20	0	16	92	45	44	2	13
Reese	.174	22	23	7	4	10	1	1	1	3	6	6	0	0
Roof	.197	47	117	10	23	32	4	1	1	15	13	27	0	4
Soderholm	.297	35	111	22	33	47	7	2	1	9	21	16	1	4
Terrell	.265	124	438	43	116	138	15	2	1	32	21	56	13	4
Thompson	.225	99	347	29	78	98	13	2	1	36	16	41	1	11
Walton	.177	37	96	13	17	32	1	1	4	8	17	28	0	3
TOTALS	.270	162	5625	738	1521	2209	240	44	120	688	598	954	87	150

Pitching: (6th in A.L.)

PLAYER	W	L	ERA	G	GS	CG	SHO	SV	IP	H	R	ER	HR	BB	SO
Albury	1	0	2.74	14	0	0	0	0	23.1	13	7	7	1	19	13
Bane	0	5	4.95	23	6	0	0	2	60.1	62	40	33	5	30	42
Bylieven	20	17	2.52	40	40	25	9	0	325.0	296	109	91	16	67	258
Campbell	3	3	3.11	28	2	0	0	7	51.2	44	20	18	5	20	42
Corbin	8	5	3.04	51	7	1	0	14	148.1	124	58	50	7	60	83
Decker	10	10	4.19	29	24	6	3	0	170.1	167	87	79	12	88	109
Fife	3	2	4.33	10	7	1	0	0	51.2	54	26	25	2	29	18
Goltz	6	4	5.27	32	10	1	0	1	106.1	138	68	62	11	32	65
Hands	7	10	3.49	39	15	3	1	2	142.0	138	69	55	14	41	78
Kaat	11	12	4.40	29	28	7	2	0	181.2	206	101	89	26	39	93
Sanders	2	4	6.13	27	0	0	0	8	44.1	53	31	30	4	21	19
Strickland	0	1	12.60	23	0	0	0	0	5.1	11	8	7	0	5	6
Woodson	10	8	3.96	23	23	4	2	0	141.1	137	68	62	12	68	53
TOTALS	81	81	3.77	162		48	18	34	1451.2	1443	692	608	115	519	879

1974 TWINS STATISTICS

Batting: (2nd in A.L.)

PLAYER	AVG	G	AB	R	H	TB	2B	3B	HR	RBI	BB	SO	SB	GDP
Borgmann	.252	128	345	33	87	106	8	1	3	45	39	44	2	9
Bourque	.219	23	64	5	14	19	2	0	1	8	7	11	0	2
Braun	.280	129	453	53	127	165	12	1	8	40	56	51	4	6
Brye	.283	135	488	52	138	178	32	1	2	41	22	59	1	12
Burgmeier	.1	0	0	0	0	0	0	0	0	0	0	0	0	0
Carew	.364	153	599	86	218	267	30	5	3	55	74	49	38	17
Darwin	.264	152	575	67	152	254	13	7	25	94	37	127	1	12
Ferrer	.281	24	57	12	16	20	0	2	0	8	6	3	0	0
Gomez	.208	82	168	18	35	36	1	0	0	3	12	16	2	2
Hsieh	.286	143	510	68	146	237	20	7	19	79	48	112	12	14
Holt	.254	79	197	24	50	61	11	0	0	16	14	16	0	6
Hundley	.193	32	88	2	17	19	2	0	0	3	4	12	0	4
Killebrew	.222	122	333	28	74	120	7	0	13	54	45	61	0	12
Kusick	.239	76	201	36	48	81	7	1	8	26	35	36	0	5
Lis	.195	24	41	5	8	8	0	0	0	3	5	12	0	2
Oliva	.285	127	459	43	131	190	16	2	13	57	27	31	0	14
Roof	.196	44	97	10	19	26	1	0	2	13	6	24	0	7
Soderholm	.276	141	464	63	128	182	18	3	10	51	48	68	7	14
Terrell	.245	116	229	43	56	72	4	6	0	19	11	27	3	6
Thompson	.250	97	264	25	66	86	6	1	4	25	22	29	1	15
TOTALS	.272	163	5632	673	1530	2127	190	37	111	632	520	791	74	159

Pitching: (6th in A.L.)

PLAYER	W	L	ERA	G	GS	CG	SHO	SV	IP	H	R	ER	HR	BB	SO
Albury	8	9	4.12	32	22	4	1	0	164.0	159	83	75	19	80	85
Bylieven	17	17	2.66	37	37	19	3	0	281.0	244	99	83	14	77	249
Burgmeier	5	3	4.50	30	0	0	0	4	91.2	94	46	46	7	26	34
Butler	4	6	4.03	26	12	2	0	1	98.2	91	47	45	4	56	78
Campbell	8	7	2.63	63	0	0	0	15	120.1	109	37	35	4	55	85
Corbin	7	6	5.30	28	15	1	0	0	112.1	133	78	66	8	50	50
Decker	16	14	3.29	37	37	11	1	0	248.2	234	105	91	24	97	158
Fife	0	0	16.20	4	0	0	0	0	4.2	10	11	9	0	4	3
Goltz	10	10	3.26	28	24	5	1	1	174.1	192	81	63	14	45	89
Hands	4	5	4.46	35	10	0	0	3	115.1	130	57	57	9	25	74
Hughes	0	2	5.40	2	2	1	0	0	10.1	8	8	6	2	4	8
Johnson	2	0	0.00	4	0	0	0	1	7.0	4	1	0	0	0	4
Woodson	1	1	4.33	5	4	0	0	0	27.0	30	16	13	5	4	12
TOTALS	82	80	3.64	163	163	43	11	29	1455.1	1436	669	589	115	513	934

DID YOU Know?

...the last Twin to hit a home run from the pitcher spot was Chris Gimenez, September 2, 2018 at Texas. Gimenez finished an 18-4 game on the mound homering in the ninth inning. The last twins "actual pitcher" to hit a home run was Jim Kaat, June 11, 1972 at Cleveland.

1975 TWINS STATISTICS

Batting: (2nd in A.L.)

PLAYER	AVG	G	AB	R	H	TB	2B	3B	HR	RBI	BB	SO	SB	GDP
Albury	.000	1	1	0	0	0	0	0	0	0	0	1	0	0
Borgmann	.207	125	352	34	73	198	15	2	2	33	47	59	0	10
Bostock	.282	98	369	52	104	135	21	5	0	29	28	42	2	7
Braun	.302	136	453	70	137	194	18	3	11	45	66	55	0	8
Briggs	.231	87	264	44	61	95	9	2	7	39	60	41	6	1
Brye	.252	86	246	41	62	104	13	1	9	34	21	37	2	6
Burgmeier	.000	1	0	0	0	0	0	0	0	0	0	0	0	0
Campbell	.000	1	1	0	0	0	0	0	0	0	0	1	0	0
Carew	.359	143	535	89	192	266	24	4	14	80	64	40	35	10
Darwin	.219	48	169	26	37	58	6	0	5	18	18	44	2	8
Ferrer	.247	32	81	14	20	25	3	1	0	2	3	11	3	0
Ford	.280	130	440	72	123	191	21	1	15	59	30	79	6	10
Gomez	.139	89	72	7	10	10	0	0	0	5	4	12	0	1
Hisle	.314	80	255	37	80	126	9	2	11	51	27	39	17	5
Kelly	.181	49	127	11	23	31	5	0	1	11	15	22	0	3
Kusick	.237	57	156	14	37	63	8	0	6	27	21	23	0	3
Lundstedt	.107	18	28	2	3	3	0	0	0	1	4	5	0	1
McKay	.256	38	125	7	32	44	4	1	2	16	6	14	1	4
Oliva	.270	131	455	46	123	172	10	0	13	58	41	45	0	10
Pieppong	.135	14	37	0	5	6	1	0	0	1	5	7	0	2
Roof	.302	63	126	18	38	61	2	0	7	21	9	28	0	2
Soderholm	.286	117	419	62	120	174	17	2	11	58	53	66	3	14
Terrell	.286	108	385	48	110	133	16	2	1	36	19	27	4	12
Thompson	.270	112	355	25	96	126	11	2	5	37	18	30	0	7
Walton	.175	42	63	4	11	16	2	0	1	8	4	18	0	3
TOTALS	.271	159	5514	724	1497	2131	215	28	121	669	563	746	81	127

Pitching: (10th in A.L.)

PLAYER	W	L	ERA	G	GS	CG	SHO	SV	IP	H	R	ER	HR	BB	SO
Albury	6	7	4.53	32	15	2	0	1	135.0	115	82	68	16	97	72
Bane	3	1	2.89	4	4	0	0	0	28.1	28	11	9	2	15	14
Bylieven	15	10	3.00	35	35	20	3	0	275.2	219	104	92	24	84	233
Burgmeier	5	8	3.08	46	0	0	0	11	75.2	76	32	26	7	23	41
Butler	5	4	5.93	23	8	1	0	0	81.2	100	61	54	12	35	55
Campbell	4	6	3.79	47	7	2	1	5	121.0	119	58	51	13	46	76
Corbin	5	7	5.10	18	11	3	0	0	89.2	105	59	51	13	38	49
Decker	1	3	8.65	10	7	1	0	0	26.1	25	25	2	2	36	8
Goltz	14	14	3.67	32	32	15	1	0	243.0	235	112	99	18	72	128
Hughes	16	14	3.82	37	34	12	2	0	249.2	241	119	106	17	127	130
Johnson	1	2	4.15	18	0	0	0	3	38.2	40	23	18	4	21	17
Pazik	0	4	8.10	5	3	0	0	0	19.2	28	20	18	5	10	8
Wiley	1	3	6.00	15	3	1	0	2	38.2	50	30	26	4	13	15
TOTALS	76	83	4.05	159		57	7	22	1423.0	1381	736	640	137	617	846

1976 TWINS STATISTICS

Batting: (1st in A.L.)

PLAYER	AVG	G	AB	R	H	TB	2B	3B	HR	RBI	BB	SO	SB	GDP
Bane	.000	1	0	0	0	0	0	0	0	0	0	0	0	0
Borgmann	.246	24	65	10	16	22	3	0	1	6	19	7	1	2
Bostock	.323	128	474	75	153	204	21	9	4	60	33	37	12	15
Braun	.288	122	417	73	120	147	12	3	3	61	67	43	12	5
Brye	.264	87	258	33	68	85	11	0	2	23	13	31	1	7
Carew	.331	156	605	97	200	280	29	12	9	90	67	52	49	12
Cobbage	.260	104	342	40	89	127	19	5	3	49	42	37	1	10
Ford	.267	145	514	87	137	235	24	7	20	86	36	118	17	12
Goltz	.000	1	0	0	0	0	0	0	0	0	0	0	0	0
Gomez	.193	38	57	5	11	12	1	0	0	3	3	3	1	3
Hisle	.272	155	581	81	158	229	19	5	14	96	56	93	31	11
Kusick	.259	109	266	33	69	115	13	0	11	36	35	44	5	3
McKay	.203	45	138	8	28	30	2	0	0	8	9	27	1	6
Oliva	.211	67	123	3	26	32	3	0	1	16	2	13	0	2
Randall	.267	153	475	55	127	156	18	4	1	34	28	38	3	6
Roof	.217	18	46	1	10	13	3	0	0	4	2	6	0	1
Smalley	.271	103	384	46	104	132	16	3	2	36	47	79	0	7
Terrell	.246	89	174	23	42	47	3	1	0	8	9	15	1	4
Thompson	.234	34	124	8	29	33	4	0	0	6	3	8	1	1
Wynegar	.260	149	534	58	139	194	21	2	10	69	79	63	0	14
TOTALS	.274	162	5574	743	1526	2093	222	51	81	691	550	714	146	121

Pitching: (10th in A.L.)

PLAYER	W	L	ERA	G	GS	CG	SHO	SV	IP	H	R	ER	HR	BB	SO
Albury	3	1	3.60	23	0	0	0	0	50.1	51	22	20	0	24	23
Bane	4	7	5.13	14	15	4	0	0	79.1	92	52	45	6	39	24
Bylieven	4	5	3.13	12	12	4	0	0	95.1	101	39	33	3	35	75
Burgmeier	8	1	2.50	57	0	0	0	1	115.1	95	36	32	11	29	45
Campbell	17	5	3.00	78	0	0	0	20	167.2	145	63	56	9	62	115
Decker	2	7	5.28	13	12	0	0	0	58.0	60	37	34	3	51	35
Goltz	14	14	3.96	36	35	13	4	0	249.1	239	113	93	14	91	133
Hughes	9	14	3.98	37	26	3	0	0	177.0	190	113	98	17	73	87
Johnson	3	1	2.63	18	1	0	0	0	48.1	44	14	14	2	8	37
Luebber	4	5	4.01	38	12	2	1	2	119.1	109	57	53	9	62	45
Pazik	0	0	7.00	5	0	0	0	0	9.0	13	9	0	4	6	4
Redfern	8	8	5.51	25	23	1	1	0	118.0	105	61	46	6	63	74
Singer	9	9	3.77	26	26	5	3	0	172.0	177	88	72	9	69	63
TOTALS	85	77	3.69	162		29	11	23	1459.0	1421	704	599	89	610	762

DID YOU Know?

...that Kirby Puckett became the ninth player in major league history to go 4-for-4 in his first big league nine-inning game on May 8, 1984 at California.

1977 TWINS STATISTICS

Batting: (1st in Majors)

PLAYER	AVG	G	AB	R	H	TB	2B	3B	HR	RBI	BB	SO	SB	GDP
Adams	.338	95	269	32	91	126	17	0	6	49	18	30	0	5
Bass	.105	9	19	0	2	2	0	0	0	0	0	5	0	0
Borgmann	.256	17	43	12	11	18	1	0	2	7	11	9	0	1
Bostock	.336	153	593	104	199	301	36	12	14	90	51	59	16	16
Bullfinch	.156	15	32	2	5	6	1	0	0	5	5	9	0	1
Carew	.388	155	616	128	239	351	38	16	14	100	69	35	23	6
Chiles	.264	108	261	31	69	96	16	1	3	36	23	17	0	5
Cubbage	.264	129	417	60	110	163	16	5	9	55	37	49	1	4
Ford	.267	144	453	66	121	193	25	7	11	60	41	79	6	12
Goltz	.2	0	0	0	0	0	0	0	0	0	0	0	0	0
Gomez	.246	32	65	6	16	24	4	2	0	11	4	9	0	0
Gorinski	.195	54	118	14	23	38	4	1	3	22	5	29	1	1
Hsieh	.302	141	546	95	165	291	36	3	28	119	56	106	21	11
Kusick	.254	115	268	34	68	116	12	0	12	45	49	60	3	14
Norwood	.229	39	83	15	19	31	3	0	3	9	6	17	6	1
Perlozzo	.292	10	24	6	7	11	0	2	0	2	2	3	0	0
Randall	.239	103	306	36	73	90	13	2	0	22	15	25	1	3
Smalley	.231	150	587	93	135	184	21	5	6	56	74	89	5	12
Torrell	.224	93	214	32	48	57	6	0	1	20	11	21	10	11
Wilfong	.246	73	171	22	42	48	1	1	1	13	17	26	10	1
Wolfe	.240	8	25	3	6	7	1	0	0	6	1	0	0	0
Wynegar	.261	144	532	76	139	197	22	3	10	79	68	61	2	11
TOTALS	.282	161	5639	867	1588	2350	273	60	123	804	563	754	105	22

Pitching: (12th in A.L.)

PLAYER	W	L	ERA	G	GS	CG	SHO	SV	IP	H	R	ER	HR	BB	SO
Burgmeier	6	4	5.10	61	0	0	0	7	97.1	113	56	55	15	33	35
Butler	0	1	6.86	6	4	0	0	0	21.0	19	17	16	5	15	5
Carrithers	0	1	7.07	7	0	0	0	0	14.1	16	13	11	2	6	3
Goltz	20	11	3.36	39	39	19	2	0	303.0	284	129	113	23	91	186
Holly	2	3	6.94	18	5	0	0	0	48.1	57	37	37	8	12	32
Hughes	0	0	2.25	2	0	0	0	0	4.1	4	1	1	0	1	1
Johnson, D	2	5	4.56	30	6	0	0	0	72.2	86	42	37	7	23	33
Johnson, T	16	7	3.12	71	0	0	0	15	146.2	152	57	51	11	47	87
Pazik	1	0	2.50	3	3	0	0	0	18.0	18	5	5	1	6	6
Redfern	6	9	5.19	30	28	1	0	0	137.1	164	89	79	13	66	73
Schueler	8	7	4.40	32	0	0	0	0	134.2	131	74	66	16	61	77
Serum	0	0	4.30	8	0	0	0	0	22.2	22	11	11	4	10	14
Shellenback	0	0	7.94	5	0	0	0	0	5.2	10	7	5	1	5	3
Thormodsgard	11	15	4.62	37	37	8	1	0	218.0	236	122	112	25	65	94
Zahn	12	14	4.68	34	32	7	1	0	198.0	234	116	103	20	66	88
TOTALS	84	77	4.36	161		35	4	25	1442.0	1546	776	698	151	507	737

1978 TWINS STATISTICS

Batting: (6th in A.L.)

PLAYER	AVG	G	AB	R	H	TB	2B	3B	HR	RBI	BB	SO	SB	GDP
Adams	.258	116	310	27	80	121	18	1	7	35	17	32	0	10
Borgmann	.211	49	123	16	26	41	4	1	3	15	18	17	0	0
Carew	.333	152	564	85	188	249	26	10	5	70	78	62	27	18
Chiles	.268	87	198	22	53	68	12	0	1	22	20	25	1	9
Cubbage	.282	125	394	40	111	158	12	7	7	57	40	44	3	7
Edwards	.250	15	44	7	11	17	3	0	1	3	7	13	1	0
Ford	.274	151	591	78	162	251	36	10	11	82	48	88	7	15
Goltz	.173	77	191	23	35	52	3	2	4	20	37	38	3	8
Morales	.314	101	242	22	76	97	13	1	2	38	20	35	0	10
Norwood	.255	125	428	56	109	161	22	3	8	46	28	64	25	15
Powell	.247	121	381	55	94	127	20	2	3	31	45	31	11	5
Randall	.270	119	330	36	89	106	11	3	0	21	24	22	5	7
Rivera	.271	101	251	35	68	89	8	2	3	23	35	47	5	3
Smalley	.273	158	586	80	160	254	31	3	19	77	85	70	2	16
Wilfong	.266	92	199	23	53	64	8	0	1	11	19	27	8	1
Wolfe	.234	88	235	25	55	76	10	1	3	25	36	27	0	8
Wynegar	.229	135	454	36	104	140	22	1	4	45	47	42	1	7
TOTALS	.267	162	5522	666	1472	2071	259	47	82	621	604	684	99	139

Pitching: (10th in A.L.)

PLAYER	W	L	ERA	G	GS	CG	SHO	SV	IP	H	R	ER	HR	BB	SO
Erickson	14	13	3.96	37	37	14	0	0	265.2	268	129	117	19	79	121
Goltz	15	10	2.49	29	29	13	2	0	220.1	209	72	61	12	67	116
Harrison	0	1	7.50	9	0	0	0	0	12.0	18	10	10	0	11	18
Holly	1	0	5.60	15	1	0	0	0	35.5	28	15	14	1	18	12
Jackson	4	6	6.50	19	15	0	0	0	92.1	89	53	46	9	48	54
Johnson, D	0	2	7.50	6	0	0	0	0	12.0	15	11	10	1	9	7
Johnson, T	1	4	5.45	18	0	0	0	0	32.2	42	22	20	2	17	21
Marshall	10	12	2.45	54	0	0	0	21	99.0	80	31	27	3	37	56
Perzanowski	2	7	5.21	13	7	1	0	1	56.2	59	37	33	1	26	31
Redfern	0	2	6.30	3	2	0	0	0	9.2	10	12	7	2	6	4
Scarce	1	1	3.94	17	0	0	0	0	32.0	35	19	14	5	15	17
Serum	9	9	4.11	34	23	6	1	1	184.1	188	88	84	14	44	80
Sutton	0	0	3.48	17	0	0	0	0	44.1	46	19	17	3	15	18
Thayer	1	1	3.80	20	0	0	0	0	45.0	40	19	19	5	30	30
Thormodsgard	1	6	5.05	12	12	1	0	0	66.0	81	40	37	7	17	23
Zahn	14	14	3.04	35	35	12	1	0	252.1	260	101	85	18	81	106
TOTALS	73	89	3.69	162		48	9	26	1459.2	1468	678	599	102	520	703

DID YOU Know?

...that Rich Rollins, Zoilo Versalles, Tony Oliva, Don Mincher and Harmon Killebrew each homered in the 7th inning, June 9, 1966 vs. Kansas City. The five home runs in an inning are an American League record. They became the first American League team to hit five home runs in an inning. The feat has been accomplished seven times in MLB history, most recently by the New York Yankees in 2020.

1979 TWINS STATISTICS

Batting: (5th in A.L.)

PLAYER	AVG	G	AB	R	H	TB	2B	3B	HR	RBI	BB	SO	SB	GDP
Adams	.301	119	326	34	98	137	13	1	8	50	25	27	2	3
Borgmann	.200	31	70	4	14	17	3	0	0	8	12	11	1	3
Castino	.285	148	393	49	112	156	13	8	5	52	27	72	5	9
Cubbage	.276	94	243	26	67	85	10	1	2	23	39	26	1	2
Edwards	.249	96	229	42	57	89	8	0	8	35	24	45	6	5
Goodwin	.285	58	153	22	46	79	8	5	5	27	11	23	0	5
Graham	.000	2	4	0	0	0	0	0	0	0	0	0	0	0
Jackson, D	.0	0	0	0	0	0	0	0	0	0	0	0	0	0
Jackson, R	.271	159	583	85	158	250	40	5	14	68	51	59	3	14
Kusick	.241	24	54	8	13	26	4	0	3	6	3	11	0	1
Landreaux	.305	151	564	81	172	254	27	5	15	83	37	57	10	13
Morales	.267	92	191	21	51	64	5	1	2	27	14	27	0	10
Norwood	.248	96	270	32	67	104	13	3	6	30	20	51	9	8
Powell	.293	104	338	49	99	128	17	3	2	36	33	25	5	9
Randall	.246	80	199	25	49	56	7	0	0	14	15	17	2	2
Redfern	.0	1	0	0	0	0	0	0	0	0	0	0	0	0
Rivera	.281	112	263	37	74	103	13	5	2	31	17	40	5	6
Smalley	.271	162	621	94	168	274	28	3	24	95	80	80	2	9
Sofield	.301	35	93	8	28	33	5	0	0	12	12	27	2	2
Vega	.000	4	7	0	0	0	0	0	0	0	0	2	0	0
Ward	.286	10	14	2	4	4	0	0	0	1	3	3	0	0
Wilfong	.313	140	419	71	131	192	22	6	9	59	29	54	11	2
Wynegar	.270	149	504	74	136	177	20	0	7	57	74	36	2	13
TOTALS	.278	162	5544	764	1544	2228	256	46	112	714	526	693	66	116

Pitching: (7th in A.L.)

PLAYER	W	L	ERA	G	GS	CG	SHO	SV	IP	H	R	ER	HR	BB	SO
Bacsik	4	2	4.36	31	0	0	0	0	65.2	61	39	32	6	29	33
Brett	0	0	4.85	9	0	0	0	0	12.2	16	7	7	1	6	3
Erickson	3	10	5.63	24	21	0	0	0	123.0	154	86	77	17	48	47
Felton	0	0	0.00	1	0	0	0	0	2.0	0	0	0	0	0	1
Goltz	14	13	4.16	36	35	12	1	0	250.2	282	124	116	22	69	132
Hartzell	6	10	5.36	28	26	4	0	0	163.0	193	102	97	18	44	44
Holly	0	0	7.50	6	0	0	0	0	6.1	10	7	5	0	3	5
Jackson, D	4	4	4.30	24	8	1	0	0	69.9	89	36	33	5	26	43
Krossman	20	13	5.38	37	36	10	2	0	265.2	268	108	99	19	83	157
Marshall	10	15	6.24	40	16	0	0	32	142.2	132	47	42	8	48	81
Seim	7	3	3.50	40	1	6	0	0	108.1	106	45	42	8	35	85
Serum	1	3	6.61	20	5	0	0	0	64.0	93	47	47	10	20	31
Stanfield	0	0	6.00	3	0	0	0	0	3.0	2	2	2	0	0	0
Thormodsgard	0	0	9.00	1	0	0	0	0	1.0	3	1	1	1	0	1
Zahn	13	7	3.57	26	24	4	0	0	169.0	181	74	67	13	41	58
TOTALS	82	80	4.13	162		31	6	33	1444.1	1590	725	663	128	452	721

1980 TWINS STATISTICS

Batting: (9th in A.L.)

PLAYER	AVG	G	AB	R	H	TB	2B	3B	HR	RBI	BB	SO	SB	GDP
Adams	.286	99	262	32	75	108	11	2	6	38	15	26	2	11
Butera	.271	34	85	4	23	24	1	0	0	2	3	6	0	4
Castino	.302	150	546	67	165	235	17	7	13	64	29	67	7	15
Cubbage	.246	103	285	29	70	103	9	0	8	42	23	37	0	4
Edwards	.250	81	200	26	50	67	9	1	2	20	12	51	2	6
Erickson	.250	5	8	0	0	0	0	0	0	0	0	0	0	0
Fazio	.0	1	2	0	0	0	0	0	0	0	0	0	0	0
Goodwin	.200	55	115	12	23	31	5	0	1	11	17	32	0	4
Jackson, D	.0	1	0	0	0	0	0	0	0	0	0	0	0	0
Jackson, R	.265	131	396	48	105	155	29	3	5	42	28	41	1	15
Johnston	.185	14	27	3	5	8	3	0	0	1	2	4	0	3
Landreaux	.281	129	484	56	136	202	23	11	7	62	39	42	8	13
Mackanin	.266	108	319	31	85	115	18	0	4	35	14	33	6	7
Morales	.303	97	241	36	73	118	17	2	8	36	22	19	0	11
Norwood	.164	34	73	6	12	17	2	0	1	8	3	13	1	3
Powell	.262	137	485	58	127	172	17	5	6	35	32	46	14	14
Randall	.200	5	15	2	3	4	1	0	0	0	1	0	0	1
Rivera	.221	84	115	15	25	41	7	0	3	10	4	20	0	4
Smalley	.278	133	486	64	135	197	24	1	12	63	65	63	3	15
Sofield	.247	131	417	52	103	156	18	4	9	49	24	92	4	3
Vega	.167	12	30	3	5	5	0	0	0	4	3	7	1	1
Ward	.463	13	41	11	19	32	6	2	1	10	3	6	0	0
Wilfong	.248	131	416	55	103	153	16	5	8	45	34	61	10	8
Wynegar	.255	146	486	61	124	163	18	3	5	57	63	36	3	9
TOTALS	.265	161	5530	670	1468	2109	252	46	99	634	436	702	62	151

Pitching: (7th in A.L.)

PLAYER	W	L	ERA	G	GS	CG	SHO	SV	IP	H	R	ER	HR	BB	SO
Arroyo	6	6	4.70	21	11	1	1	0	92.1	97	55	48	7	32	27
Bacsik	0	0	4.30	10	0	0	0	0	23.0	26	12	11	1	11	9
Corbett	8	6	1.99	78	0	0	0	23	136.1	102	31	30	7	42	89
Erickson	7	13	3.25	32	27	7	0	0	191.1	198	83	69	13	56	97
Felton	0	3	7.00	5	4	0	0	0	17.2	20	18	14	2	9	14
Jackson, D	9	9	3.87	32	25	1	0	1	172.0	161	81	74	15	69	90
Kinnunen	0	0	5.04	21	0	0	0	0	24.2	29	18	14	1	9	8
Krossman	16	13	4.24	38	34	8	0	2	243.1	252	119	109	24	69	149
Marshall	1	7	4.58	12	0	0	0	2	32.2	42	23	22	2	12	13
Redfern	7	3	4.58	32	16	2	0	2	104.2	117	58	53	11	33	73
Verhoeven	3	4	3.96	44	0	0	0	0	99.2	109	53	44	10	29	42
Veselic	0	0	4.50	1	0	0	0	0	4.0	3	2	2	1	1	2
Williams	6	2	3.51	18	9	3	0	1	77.0	73	33	30	9	30	35
Zahn	14	18	4.40	38	35	13	5	0	232.2	273	138	114	17	66	96
TOTALS	77	84	3.93	161		35	9	30	1451.0	1502	724	634	120	468	744

1981 TWINS STATISTICS

Batting: (13th in A.L.)

PLAYER	AVG	G	AB	R	H	TB	2B	3B	HR	RBI	BB	SO	SB	GDP
Adams	.209	72	220	13	46	62	10	0	2	24	20	26	0	10
Baker	.182	40	66	6	12	18	0	3	0	6	1	8	0	3
Butera	.240	62	167	13	40	49	7	1	0	18	22	14	0	8
Castino	.268	101	381	41	102	151	13	9	6	36	18	52	4	3
Corcoran	.176	22	51	4	9	12	3	0	0	4	6	18	0	3
Engle	.268	82	248	29	64	101	14	4	5	32	13	37	0	0
Faedo	.195	12	41	3	8	10	0	1	0	6	1	5	0	0
Funderburk	.200	8	15	2	3	4	1	0	0	2	2	1	0	0
Gaetti	.192	9	26	4	5	11	0	0	2	3	0	6	0	1
Goodwin	.225	59	151	18	34	48	6	1	2	17	16	32	3	3
Hatcher	.255	99	377	36	96	132	23	2	3	37	15	29	3	10
Hrbek	.239	24	67	5	16	24	5	0	1	7	5	9	0	0
Jackson, R	.263	54	175	17	46	67	9	0	4	28	10	15	2	3
Johnston	.125	7	16	2	2	2	0	0	0	0	2	5	0	0
Laudner	.163	14	43	4	7	15	2	0	2	5	3	17	0	0
Mackanin	.231	77	225	21	52	73	7	1	4	18	7	40	1	4
Powell	.239	80	264	30	63	86	11	3	2	25	17	31	7	6
Smalley	.263	56	167	24	44	74	7	1	7	22	31	24	0	8
Smith	.200	15	40	4	8	12	1	0	1	1	0	3	0	0
Sofeld	.176	41	102	9	18	20	2	0	0	5	8	22	3	5
Ward	.264	85	295	42	78	106	7	6	3	29	28	48	5	10
Washington	.226	28	84	8	19	24	3	1	0	5	4	14	4	1
Wilfong	.246	93	305	32	75	101	11	3	3	19	29	43	2	1
Wynegar	.247	47	150	11	37	42	5	0	0	10	17	9	0	7
TOTALS	.240	110	3676	378	884	1244	147	36	47	359	275	497	34	95

Pitching: (13th in A.L.)

PLAYER	W	L	ERA	G	GS	CG	SHO	SV	IP	H	R	ER	HR	BB	SO
Arroyo	7	10	3.94	23	19	2	0	0	128.1	144	66	56	11	34	39
Cooper	1	5	4.27	27	2	0	0	0	58.2	61	33	28	9	32	33
Corbett	2	6	2.56	54	0	0	0	17	87.2	80	29	25	5	34	60
Erickson	3	8	3.86	14	14	1	0	0	91.1	93	48	39	7	31	44
Felton	0	0	54.00	1	0	0	0	0	1.1	4	6	6	1	2	1
Havens	3	6	3.58	14	12	1	1	0	78.0	76	33	31	6	24	43
Hobbs	0	0	3.00	4	0	0	0	0	5.2	5	2	2	0	6	1
Jackson, D	3	3	4.56	14	13	2	0	0	32.2	35	16	16	1	19	26
Kossman	3	9	4.21	16	13	2	1	0	84.1	98	48	44	8	34	55
O'Connor	3	2	5.91	28	0	0	0	0	35.1	46	27	23	3	30	16
Redfern	9	8	4.06	24	23	3	0	0	141.2	140	70	64	12	52	77
Verhoeven	0	0	3.98	25	0	0	0	0	52.0	57	27	23	4	14	16
Veselic	1	1	3.13	5	0	0	0	0	22.2	22	8	8	1	12	13
Williams	6	10	4.08	23	22	4	0	0	150.0	160	72	68	11	52	76
TOTALS	41	68	3.98	110		13	6	22	979.2	1021	486	433	79	376	500

1982 TWINS STATISTICS

Batting: (10th in A.L.)

PLAYER	AVG	G	AB	R	H	TB	2B	3B	HR	RBI	BB	SO	SB	GDP
Brunansky	.272	127	463	77	126	218	30	1	20	46	71	101	1	12
Bush	.244	55	119	13	29	49	6	1	4	13	8	28	0	1
Butera	.254	54	126	9	32	34	2	0	0	8	17	12	0	6
Castino	.241	117	410	48	99	141	12	6	6	37	36	51	2	11
Eisenreich	.303	34	99	10	30	42	6	0	2	9	11	13	0	0
Engle	.226	58	186	20	42	65	7	2	4	16	10	22	0	8
Faedo	.243	90	243	16	62	79	8	0	3	22	24	22	1	9
Gaetti	.230	145	508	59	117	225	25	4	25	84	37	107	0	16
Hatcher	.249	84	277	23	69	95	13	2	3	26	8	27	0	12
Hrbek	.301	140	532	82	160	258	21	4	23	92	54	80	3	17
Johnston	.248	89	234	26	58	98	10	0	10	33	30	46	0	3
Laudner	.255	93	306	37	78	120	19	1	7	33	34	74	0	6
Milbourne	.235	29	98	9	23	26	1	1	0	1	7	8	1	5
Mitchell	.249	124	454	48	113	142	11	6	2	28	54	53	8	6
Smalley	.154	4	13	2	2	3	1	0	0	0	1	3	4	0
Smith	.217	9	23	1	5	7	0	1	0	1	1	3	0	0
Vega	.266	71	199	23	53	74	6	0	5	29	8	19	6	5
Ward	.289	182	570	85	165	296	33	7	28	91	37	105	13	16
Washington	.271	119	451	48	122	166	17	6	5	39	14	79	3	11
Wells	.204	15	54	5	11	16	1	2	0	3	1	8	0	0
Wilfong	.160	25	81	7	13	14	1	0	0	5	7	13	0	4
Wynegar	.209	24	86	9	18	25	4	0	1	8	10	12	0	2
TOTALS	.257	162	5544	657	1427	2193	234	44	148	624	474	887	38	149

Pitching: (14th in A.L.)

PLAYER	W	L	ERA	G	GS	CG	SHO	SV	IP	H	R	ER	HR	BB	SO
Arroyo	0	1	5.27	7	0	0	0	0	13.2	17	8	8	2	6	4
Boris	1	2	3.99	23	0	0	0	0	49.2	46	24	22	8	19	30
Castillo	13	11	3.66	40	25	6	1	0	218.2	194	96	89	26	85	123
Cooper	0	1	9.53	6	1	0	0	0	11.1	14	12	12	0	11	5
Corbett	0	2	5.32	10	0	0	0	3	22.0	27	13	13	3	10	15
Davis	3	9	4.42	63	0	0	0	22	106.0	106	53	52	16	47	89
Erickson	4	3	4.87	7	7	2	0	0	40.2	56	29	22	6	12	12
Felton	0	13	4.99	48	6	0	0	3	117.1	99	71	65	18	76	92
Filson	0	2	8.76	5	3	0	0	0	12.1	17	12	12	2	8	10
Havens	10	14	4.51	33	32	4	1	0	208.2	201	112	100	32	80	129
Jackson	2	0	6.25	13	0	0	0	0	44.2	51	33	31	6	24	26
Little	0	2	4.23	33	0	0	0	0	36.1	33	20	17	6	27	26
O'Connor	8	9	4.29	23	19	6	1	0	126.0	122	63	60	13	57	56
Pacella	1	2	7.32	21	1	0	0	2	51.2	61	48	42	14	37	20
Redfern	5	11	6.58	27	13	2	0	0	94.1	122	74	69	16	51	40
Viola	4	10	5.21	22	22	3	1	0	126.0	152	77	73	22	38	84
Williams	9	7	4.22	26	26	3	0	0	153.2	166	74	72	18	55	61
TOTALS	60	102	4.72	162		26	7	30	1433.0	1484	819	752	208	643	812

1983 TWINS STATISTICS

Batting: (11th in A.L.)

PLAYER	AVG	G	AB	R	H	TB	2B	3B	HR	RBI	BB	SO	SB	GDP
Brown	.272	91	309	40	84	94	6	2	0	22	10	28	3	9
Brunansky	.227	151	542	70	123	241	24	5	28	82	61	95	2	13
Bush	.249	124	373	43	93	156	24	3	11	56	34	51	0	7
Castino	.277	142	563	83	156	227	30	4	11	57	62	54	4	11
Eisenreich	.286	7	7	1	2	3	0	0	0	0	0	0	0	0
Engle	.305	120	374	46	114	168	22	4	8	43	28	39	2	13
Faedo	.277	51	173	16	48	58	7	0	1	18	4	19	0	4
Gaetti	.245	157	584	81	143	242	30	3	21	78	54	121	7	18
Gagne	.111	10	27	2	3	4	1	0	0	3	0	6	0	0
Hatcher	.317	106	375	50	119	167	15	3	9	47	14	19	2	12
Hrbek	.297	141	515	75	153	252	41	5	16	84	57	71	4	12
Jimenez	.174	36	86	5	15	22	5	1	0	9	4	11	0	0
Kuntz	.190	31	100	13	19	31	3	0	3	5	12	28	0	4
Laudner	.185	62	168	20	31	58	9	0	6	18	15	49	0	2
Mitchell	.230	59	152	26	35	46	4	2	1	15	28	21	1	3
Schrom	.224	1	0	0	0	0	0	0	0	0	0	0	0	0
Smith	.224	59	152	11	34	39	5	0	0	8	10	12	1	4
Teufel	.308	21	71	24	42	7	1	3	6	2	8	0	1	1
Ulliger	.190	35	79	8	15	19	4	0	0	5	5	21	0	6
Ward	.278	157	623	76	173	274	34	5	19	88	44	98	8	24
Washington	.246	99	317	28	78	103	7	3	4	26	22	50	10	7
Wilson	.250	5	4	4	1	2	1	0	0	1	0	0	0	0
TOTALS	.261	162	5601	709	1463	2248	280	41	141	671	467	802	44	150

Pitching: (14th in A.L.)

PLAYER	W	L	ERA	G	GS	CG	SHO	SV	IP	H	R	ER	HR	BB	SO
Castillo	8	12	4.77	27	25	3	0	0	158.1	170	91	84	17	65	90
Davis	5	8	3.34	66	0	0	0	30	89.0	89	34	33	6	33	84
Filson	4	1	3.40	26	8	0	0	1	90.0	87	34	34	9	29	49
Havens	5	8	8.18	16	14	1	0	0	80.1	110	75	73	11	38	40
Lewis	0	0	6.50	6	0	0	0	0	18.0	24	13	13	5	7	8
Lysander	5	12	3.38	61	4	1	1	3	125.0	132	63	47	8	43	58
O'Connor	2	3	5.86	27	8	0	0	0	83.0	107	59	54	13	36	56
Oelkers	0	5	8.65	10	8	0	0	0	34.1	56	34	33	7	17	13
Pettibone	0	4	5.33	4	4	1	0	0	27.0	28	16	16	8	8	10
Schrom	15	8	5.71	33	28	6	1	0	196.1	196	92	81	14	80	80
Volle	7	15	5.49	35	34	4	0	0	210.0	242	141	128	34	92	127
Walters	1	1	4.12	23	0	0	0	0	69.0	52	31	27	4	20	21
Whitehouse	7	1	4.15	60	0	0	0	2	73.2	70	34	34	6	44	44
Williams	11	14	4.14	36	29	4	1	1	193.1	196	105	89	21	68	68
TOTALS	70	92	4.66	162		20	5	39	1437.1	1559	822	745	163	580	748

1984 TWINS STATISTICS

Batting: (7th in A.L.)

PLAYER	AVG	G	AB	R	H	TB	2B	3B	HR	RBI	BB	SO	SB	GDP
Brown	.273	95	260	36	71	89	9	3	1	19	14	16	4	5
Brunansky	.254	155	567	75	144	261	21	0	32	85	57	94	4	15
Bush	.222	113	311	46	69	121	17	1	11	43	31	60	1	1
Castino	.444	8	27	5	12	13	1	0	0	3	5	2	0	2
David	.250	33	48	5	12	17	2	0	1	5	7	11	0	2
Eisenreich	.219	12	32	1	7	8	1	0	0	3	2	4	2	1
Engle	.266	109	391	56	104	138	20	1	4	38	26	22	0	18
Faedo	.250	16	52	6	13	17	1	0	1	6	4	3	0	0
Gaetti	.262	162	588	55	154	206	29	4	5	65	44	81	11	9
Gagne	.000	2	1	0	0	0	0	0	0	0	0	0	0	0
Hart	.172	13	29	0	5	5	0	0	0	5	1	2	0	0
Hatcher	.302	152	576	61	174	234	35	5	5	69	37	34	0	17
Hrbek	.311	149	559	80	174	292	31	3	27	107	65	87	1	17
Jimenez	.201	108	298	28	60	73	11	1	0	19	15	34	0	7
Laudner	.206	87	262	31	54	102	16	1	10	35	18	78	0	4
Meier	.238	59	147	18	35	45	8	1	0	13	6	9	0	5
Puckett	.296	128	557	63	165	187	12	5	0	31	16	69	14	11
Putnam	.079	14	38	1	3	4	1	0	0	4	4	12	0	0
Reed	.143	18	21	3	3	6	3	0	0	1	2	6	0	0
Seiner	.212	12	33	2	7	7	0	0	0	1	3	7	0	0
Teufel	.262	157	568	76	149	227	30	3	14	61	76	73	1	18
Washington	.294	88	197	25	58	88	11	5	3	23	4	31	1	4
TOTALS	.265	162	5562	673	1473	2140	259	33	114	636	437	735	39	138

Pitching: (4th in A.L.)

PLAYER	W	L	ERA	G	GS	CG	SHO	SV	IP	H	R	ER	HR	BB	SO
Butcher	13	11	3.44	34	34	8	1	0	225.0	242	98	86	18	53	83
Castillo	2	1	1.78	10	2	0	0	0	25.1	14	7	5	2	19	7
Comstock	0	0	8.53	4	0	0	0	0	6.1	6	6	6	2	4	2
Davis	7	11	4.55	64	0	0	0	29	83.0	79	44	42	11	41	74
Filson	6	5	4.10	55	7	0	0	1	118.2	106	56	54	14	54	59
Hodge	4	3	4.77	25	15	0	0	0	100.0	116	59	53	13	29	59
Lysander	4	3	3.49	36	0	0	0	5	56.2	62	23	22	2	27	22
O'Connor	0	0	1.93	2	0	0	0	0	4.2	1	1	1	1	4	0
Pashnick	2	1	3.52	13	1	0	0	0	38.1	38	19	15	3	11	10
Schrom	5	11	4.47	25	21	3	0	0	137.0	156	75	68	15	41	49
Smithson	15	13	3.68	36	36	10	1	0	252.0	246	113	103	35	54	144
Volle	18	12	5.21	35	35	10	4	0	257.2	225	101	92	28	73	149
Walters	0	3	4.56	23	0	0	0	0	29.0	31	14	12	1	14	10
Wardle	0	0	4.50	2	0	0	0	0	4.0	3	2	2	0	5	5
Whitehouse	2	2	3.16	30	0	0	0	1	31.1	29	11	11	3	17	18
Williams	3	5	5.77	17	11	1	0	0	68.2	75	46	44	9	22	22
TOTALS	81	81	3.85	162		32	9	38	1437.2	1429	675	615	159	463	713

1985 TWINS STATISTICS

Batting: (6th in A.L.)

PLAYER	AVG	G	AB	R	H	TB	2B	3B	HR	RBI	BB	SO	SB	GDP
Brunansky	.242	157	567	71	137	254	28	4	27	90	71	86	5	12
Bush	.239	97	234	26	56	105	13	3	10	35	24	30	3	3
Engle	.256	70	172	28	44	77	8	2	7	25	21	28	2	3
Espinosa	.263	32	57	5	15	17	2	0	0	9	1	9	0	2
Funderburk	.314	23	70	7	22	37	7	1	2	13	5	12	0	4
Gaetti	.246	160	560	71	138	229	31	0	20	63	37	89	13	15
Gagne	.225	114	293	37	66	93	15	3	2	23	20	57	10	5
Hatcher	.282	116	444	46	125	162	28	0	3	49	16	23	0	15
Hrbek	.278	158	593	78	165	263	31	2	21	93	67	87	1	12
Laudner	.238	72	164	16	39	65	5	0	7	19	12	45	0	2
Lombardozzi	.370	28	54	10	20	26	4	1	0	6	6	6	3	0
Meier	.260	71	104	15	27	36	6	0	1	8	18	12	0	0
Puckett	.288	161	691	80	199	266	29	13	4	74	41	87	21	9
Reed	.200	7	10	2	2	2	0	0	0	0	0	3	0	0
Salas	.300	120	360	51	108	165	20	5	9	41	18	37	0	7
Smalley	.258	129	388	57	100	156	20	0	12	45	60	65	0	8
Stenhouse	.223	81	179	23	40	60	5	0	0	29	18	1	1	3
Yeulief	.260	138	434	58	113	173	24	3	10	50	48	70	4	14
Washington	.274	70	135	24	37	54	6	4	1	14	8	15	5	3
TOTALS	.264	162	5509	705	1453	2240	282	41	141	678	502	779	68	117

Pitching: (11th in A.L.)

PLAYER	W	L	ERA	G	GS	CG	SHO	SV	IP	H	R	ER	HR	BB	SO
Bylervan	8	5	3.00	14	14	9	1	0	114.0	101	45	38	9	26	77
Brown	0	0	6.89	5	0	0	0	0	15.2	21	13	12	1	7	5
Burt	2	2	3.81	5	2	0	0	0	28.1	20	13	12	2	7	9
Butcher	11	14	4.98	34	33	8	2	0	207.2	239	125	115	24	43	92
Davis	2	6	3.48	57	0	0	0	25	64.2	55	28	25	7	35	72
Eufemia	4	2	3.79	39	0	0	0	2	61.2	56	27	26	7	21	30
Filson	4	5	3.67	40	6	1	0	2	95.2	93	42	39	13	30	42
Howe	2	3	6.16	13	0	0	0	0	19.0	28	16	13	1	7	10
Klawitter	0	0	6.75	7	2	0	0	0	9.1	7	7	2	13	5	5
Lysander	0	2	6.05	35	1	0	0	3	61.0	72	43	41	3	22	26
Portugal	1	3	5.55	6	4	0	0	0	24.1	24	16	15	3	14	12
Schroth	9	12	4.99	29	26	6	0	0	160.2	164	95	89	28	59	74
Smithson	15	14	4.34	37	37	8	3	0	257.0	264	134	124	25	78	127
Viola	18	14	4.09	36	36	0	0	0	290.2	262	136	114	26	68	135
Wardle	1	3	5.51	35	0	0	0	1	49.0	49	32	30	9	9	28
Whitehouse	0	0	11.05	5	0	0	0	1	7.1	12	9	9	4	2	4
Yett	0	0	27.00	1	1	0	0	0	0.1	1	1	0	0	2	0
TOTALS	77	85	4.48	162	41	7	34	1426.1	1468	782	710	164	462	767	

1986 TWINS STATISTICS

Batting: (7th in A.L.)

PLAYER	AVG	G	AB	R	H	TB	2B	3B	HR	RBI	BB	SO	SB	GDP
Anderson	...	1	0	0	0	0	0	0	0	0	0	0	0	0
Beane	.213	80	183	20	39	54	6	0	3	15	11	54	2	6
Brunansky	.256	157	593	69	152	251	28	1	23	75	53	98	12	15
Bush	.269	130	357	50	96	150	19	7	7	45	39	63	5	7
David	.200	5	5	0	1	1	0	0	0	0	0	2	0	0
Davidson	.118	36	68	5	8	11	3	0	0	2	6	22	2	1
Espinosa	.214	37	42	4	9	10	1	0	0	1	1	10	0	0
Fontenot	.000	0	0	0	0	0	0	0	0	0	0	0	0	0
Gaetti	.287	157	586	91	171	309	34	1	34	108	52	108	14	18
Gagne	.250	156	472	63	118	188	22	6	12	54	30	108	12	4
Hatcher	.278	115	317	40	88	116	13	3	3	32	19	26	2	8
Hrbek	.267	149	550	85	147	263	27	1	29	91	71	81	2	15
Laudner	.244	76	193	21	47	87	10	0	10	29	24	56	1	5
Lombardozzi	.227	156	453	53	103	157	20	5	8	33	52	76	3	8
Pittaro	.095	11	21	0	2	2	0	0	0	0	0	8	0	0
Puckett	.328	161	680	119	223	365	37	6	31	96	34	99	20	14
Reed	.236	68	165	13	39	53	6	1	2	9	16	19	1	2
Salas	.233	91	258	28	60	99	7	4	8	33	18	32	3	8
Sanchez	.125	8	16	1	2	2	0	0	0	1	1	8	0	2
Smalley	.246	143	459	55	115	201	20	4	20	57	68	80	1	10
Washington	.257	48	74	15	18	34	3	0	4	11	3	21	1	0
Woods	.321	23	28	5	9	16	1	0	2	8	3	5	0	0
TOTALS	.261	162	5531	741	1446	2369	257	39	196	700	501	977	81	123

Pitching: (14th in A.L.)

PLAYER	W	L	ERA	G	GS	CG	SHO	SV	IP	H	R	ER	HR	BB	SO
Agosto	1	2	8.85	17	1	0	0	1	20.1	43	25	20	1	14	9
Anderson	3	6	5.55	21	10	1	0	0	84.1	106	54	52	11	30	51
Atherton	5	8	3.75	47	0	0	0	10	81.2	82	37	34	9	35	59
Bylervan	17	14	4.01	36	36	16	3	0	271.2	262	134	121	50	58	215
Burt	0	0	31.50	3	0	0	0	0	2.0	7	7	7	1	3	1
Butcher	0	3	6.30	16	10	1	0	0	70.0	82	50	49	11	24	29
Davis	2	6	9.08	36	0	0	0	2	38.2	55	42	39	7	29	30
Filson	0	0	5.68	4	0	0	0	0	6.1	13	4	4	1	2	4
Fontenot	0	0	9.92	15	0	0	0	0	16.1	27	19	18	3	4	10
Frazier	1	1	4.39	15	0	0	0	6	26.2	23	13	13	2	16	25
Heaton	4	9	3.98	21	17	3	0	1	124.1	128	60	55	18	47	66
Jackson	0	1	3.86	28	0	0	0	1	58.1	57	29	25	7	16	32
Latham	0	1	7.31	7	2	0	0	0	16.0	24	14	13	1	6	8
Pastore	3	1	4.01	33	1	0	0	2	49.1	54	28	22	4	24	18
Portugal	6	10	4.31	27	15	3	0	1	112.2	112	56	54	10	50	67
Smith	0	2	6.97	5	0	0	0	0	10.1	13	8	8	1	5	8
Smithson	13	14	4.77	34	33	8	1	0	198.0	234	123	105	26	57	114
Viola	16	13	4.51	37	37	7	1	0	245.2	257	136	123	37	83	191
TOTALS	71	91	4.77	162	39	6	24	1432.2	1579	839	758	200	503	937	

1987 TWINS STATISTICS

Batting: (10th in A.L.)

PLAYER	AVG	G	AB	R	H	TB	2B	3B	HR	RBI	BB	SO	SB	GDP
Baylor	.286	20	49	3	14	15	1	0	0	6	5	12	0	3
Beane	.267	12	15	1	4	6	2	0	0	1	0	6	0	0
Brunansky	.259	155	532	83	138	260	22	2	32	85	74	104	11	12
Bush	.253	122	293	46	74	121	10	2	11	46	43	49	10	6
Butera	.171	51	111	7	19	21	5	0	1	12	7	16	0	7
Davidson	.267	102	150	32	40	49	4	1	14	13	26	9	4	4
Gaetti	.257	154	584	95	150	283	36	2	31	109	37	92	10	25
Gagne	.265	137	437	68	116	188	28	7	10	40	25	84	6	3
Gladden	.249	121	438	69	109	158	21	2	8	38	38	72	25	8
Hrbek	.285	143	477	85	136	260	20	1	34	90	84	60	5	13
Larkin	.266	85	233	23	62	89	11	2	4	28	25	31	1	4
Laudner	.191	113	288	30	55	112	7	1	16	4	23	80	1	4
Lombardozi	.238	136	432	51	103	152	19	3	8	38	33	66	5	10
Newman	.221	110	307	44	68	93	15	5	0	29	34	27	15	5
Nieto	.200	41	105	7	21	33	7	1	1	12	8	24	0	1
Pittaro	.333	14	12	6	4	4	0	0	0	0	1	0	1	0
Puckett	.332	157	624	96	207	333	32	5	28	99	32	91	12	15
Salas	.378	22	45	17	17	28	2	0	3	9	5	6	0	0
Smalley	.275	110	309	32	85	127	16	1	8	34	36	52	2	7
TOTALS	.261	162	5441	786	1422	2338	258	35	196	733	523	898	113	127

Pitching: (10th in A.L.)

PLAYER	W	L	ERA	G	GS	CG	SHO	SV	IP	H	R	ER	HR	BB	SO
Anderson	1	0	10.95	4	2	0	0	0	12.1	20	15	15	3	10	3
Atherton	7	5	4.54	57	0	0	0	0	78.1	81	46	40	10	30	51
Berenguer	8	1	3.94	47	0	0	0	2	112.0	100	51	49	10	47	110
Buttiger	1	0	5.40	3	1	0	0	0	8.1	11	5	5	2	0	5
Bylieven	15	12	4.01	37	37	8	1	0	267.0	249	132	119	46	101	196
Carlton	1	5	6.70	9	7	0	0	0	43.0	54	35	32	7	23	20
Frazier	5	5	4.98	54	0	0	0	2	81.1	77	49	45	9	51	58
Klink	0	1	6.65	12	0	0	0	0	23.0	37	18	17	4	11	17
Niekro	4	9	6.26	19	18	0	0	0	96.1	115	76	67	11	45	54
Niemann	1	0	8.44	6	0	0	0	0	5.1	3	5	5	0	7	1
Portugal	1	3	7.77	13	7	0	0	0	44.0	58	40	38	13	24	28
Reardon	8	8	4.48	63	0	0	0	31	80.1	70	41	40	14	28	83
Schatzeder	3	1	6.39	30	1	0	0	0	45.2	64	37	31	8	18	30
Smith	1	0	4.96	47	1	0	0	0	16.0	20	10	9	3	6	8
Smithson	4	7	5.94	21	20	0	0	0	109.0	126	76	72	17	38	53
Straker	8	10	4.37	31	26	1	0	0	154.1	150	79	75	24	59	76
Viola	17	10	2.90	36	36	7	1	0	251.2	230	91	81	29	66	197
TOTALS	85	77	4.63	162		16	4	39	1427.1	1465	806	734	210	564	990

1988 TWINS STATISTICS

Batting: (2nd in Majors)

PLAYER	AVG	G	AB	R	H	TB	2B	3B	HR	RBI	BB	SO	SB	GDP
Baker	.000	11	7	1	0	0	0	0	0	0	0	5	0	0
Brunansky	.184	14	49	5	9	13	1	0	1	6	7	11	1	0
Bullock	.294	16	17	3	5	5	0	0	0	3	3	1	1	0
Bush	.261	136	394	51	103	171	20	3	14	51	58	49	8	8
Christensen	.263	23	38	5	10	14	4	0	0	5	3	5	0	1
Davidson	.217	100	106	22	23	33	7	0	1	10	10	20	3	3
Dwyer	.293	20	41	6	12	19	1	0	2	15	13	8	0	1
Gaetti	.231	143	468	66	141	258	29	2	28	88	36	86	7	10
Gagne	.236	149	461	70	109	183	20	6	14	48	27	110	15	13
Gladden	.269	141	576	91	155	232	32	6	11	62	46	74	28	9
Harper	.295	60	166	15	49	71	11	1	3	20	10	12	0	12
Herr	.263	86	304	42	80	99	16	0	1	21	40	47	10	9
Hrbek	.312	143	510	75	159	265	31	0	25	76	67	54	0	9
Larkin	.267	149	505	56	135	193	30	2	8	70	68	55	3	12
Laudner	.251	117	375	38	94	153	18	1	13	54	36	89	0	14
Lombardozi	.209	103	287	34	60	88	15	2	3	27	35	48	2	2
Lowry	.000	6	7	0	0	0	0	0	0	0	0	2	0	0
Moses	.316	105	206	33	65	87	10	3	2	12	15	21	11	4
Newman	.223	105	260	35	58	65	7	0	0	19	29	34	12	4
Nieto	.067	24	60	4	4	4	0	0	0	0	1	17	0	2
Puckett	.356	158	657	105	234	358	42	5	24	121	23	83	6	17
Torve	.188	12	16	1	3	6	0	0	1	2	1	2	0	0
TOTALS	.274	162	5510	759	1508	2317	294	31	151	710	528	832	107	130

Pitching: (6th in A.L.)

PLAYER	W	L	ERA	G	GS	CG	SHO	SV	IP	H	R	ER	HR	BB	SO
Anderson	16	9	2.45	30	30	3	1	0	202.1	199	70	55	14	37	83
Atherton	7	5	3.41	49	0	0	0	3	74.0	65	29	28	10	22	43
Berenguer	8	4	3.96	57	1	0	0	2	100.0	74	44	44	7	61	99
Best	0	0	6.00	11	0	0	0	0	12.0	15	9	8	1	7	9
Bylieven	10	17	5.43	33	33	7	0	0	207.1	240	128	125	21	51	145
Carlton	0	1	16.76	4	1	0	0	0	9.2	20	19	18	5	5	5
Gladden	0	0	0.00	1	0	0	0	0	1.0	0	0	0	0	0	0
Gonzalez	0	0	3.38	16	0	0	0	1	21.1	20	8	8	4	8	19
Lea	7	7	4.85	24	23	0	0	0	130.0	156	79	70	19	50	72
Martinez	0	0	18.00	3	0	0	0	0	4.0	8	9	8	1	4	3
Mason	0	1	10.80	5	0	0	0	0	6.2	8	8	8	1	9	7
Niekro	1	1	10.03	5	2	0	0	0	11.2	16	13	13	2	9	7
Portugal	2	4	4.53	26	0	0	0	5	57.2	60	30	29	11	17	31
Reardon	2	4	4.27	63	0	0	4	0	73.0	88	21	20	6	15	36
Schatzeder	0	1	1.74	10	0	0	0	0	10.1	8	2	2	1	5	7
Smith	3	0	2.68	9	4	0	0	0	37.0	29	12	11	3	12	17
Straker	2	5	3.92	16	14	1	1	1	82.2	86	39	36	8	25	23
Toliver	7	6	4.24	21	19	0	0	0	114.2	116	57	54	8	52	69
Viola	24	7	2.64	35	35	7	2	0	255.1	236	80	75	20	54	193
Winn	1	0	6.00	9	0	0	0	0	21.0	33	15	14	4	10	9
TOTALS	91	71	3.93	162		18	9	52	1431.2	1457	672	625	146	453	897

1989 TWINS STATISTICS

Batting: (2nd in Majors)

PLAYER	AVG	G	AB	R	H	TB	2B	3B	HR	RBI	BB	SO	SB	GDP
Anderson	.000	1	1	0	0	0	0	0	0	0	0	1	0	0
Backman	.231	87	299	33	69	85	9	2	1	26	32	45	1	4
Baker	.295	43	78	17	23	30	5	1	0	9	9	18	0	0
Bush	.263	141	391	60	103	170	17	4	14	54	48	73	5	16
Castillo	.257	94	218	23	56	99	13	3	8	33	15	40	1	5
Dwyer	.316	88	225	34	71	91	11	0	3	23	28	23	2	6
Gaetti	.251	130	498	63	125	201	11	4	19	75	25	87	6	12
Gagne	.272	149	460	69	125	195	29	7	9	48	17	80	11	10
Gladden	.295	121	461	69	136	189	23	3	8	46	23	53	23	6
Hale	.209	28	67	6	14	17	3	0	0	4	1	6	0	0
Harper	.325	126	385	43	125	173	24	0	8	57	13	16	2	11
Hrhek	.272	109	375	59	102	194	17	0	25	84	53	35	3	6
Jorgensen	.174	10	23	1	4	5	1	0	0	2	4	5	0	1
Larkin	.267	136	446	61	119	164	25	1	6	46	54	57	5	13
Laudner	.222	100	239	24	53	84	11	1	6	27	25	65	1	7
Mercado	.105	19	38	1	4	4	0	0	0	1	4	4	1	0
Moses	.281	129	242	35	68	89	12	3	1	31	19	23	14	5
Newman	.253	141	446	62	113	135	18	2	0	38	59	46	25	3
Olson	.500	3	2	0	1	1	0	0	0	0	0	0	0	0
Puckett	.339	159	635	75	215	295	45	4	9	85	41	59	11	21
Rodriguez	.455	6	11	2	5	7	2	0	0	0	0	1	0	0
Sorrento	.238	14	21	2	5	5	0	0	0	1	5	4	0	0
Toliver	.1	0	0	0	0	0	0	0	0	0	0	2	0	0
Webster	.300	14	20	3	6	8	2	0	0	1	3	2	0	0
TOTALS	.276	162	5581	740	1542	2241	278	35	117	691	478	743	111	126

Pitching: (12th in A.L.)

PLAYER	W	L	ERA	G	GS	CG	SHO	SV	IP	H	R	ER	HR	BB	SO
Aguilera	3	5	3.21	11	11	3	0	0	75.2	71	32	27	5	17	57
Anderson	17	10	3.80	33	33	4	1	0	196.2	214	97	83	15	53	69
Berenguer	9	3	3.48	56	0	0	0	3	106.0	96	44	41	11	47	93
Booker	0	0	4.15	6	0	0	0	0	8.2	11	4	4	1	2	3
Cook	0	1	5.06	15	0	0	0	0	21.1	22	12	12	1	17	15
Drummond	0	0	3.86	8	0	0	0	1	16.1	16	7	7	0	8	9
Dye	4	7	4.82	16	12	1	0	0	71.0	74	43	38	2	37	37
Gladden	0	0	5.00	1	0	0	0	0	1.0	2	1	1	0	1	0
Gonzalez	3	2	4.66	22	0	0	0	0	29.0	32	17	15	2	11	25
Guthrie	2	4	4.55	13	8	0	0	0	57.1	66	32	29	7	21	38
Moses	0	0	0.00	1	0	0	0	0	1.0	0	0	0	0	1	0
Oliveras	3	4	4.53	12	8	1	0	0	55.2	64	28	28	8	15	24
Rawley	5	12	5.21	27	25	1	0	0	145.0	167	89	84	19	60	68
Reardon	5	4	4.07	65	0	0	0	31	73.0	68	33	33	8	12	46
Shields	0	1	7.79	11	0	0	0	0	17.1	28	18	15	3	6	12
Smith	10	6	3.92	32	26	2	0	1	172.1	180	82	75	22	51	92
St. Claire	1	0	5.24	14	0	0	0	1	22.1	19	13	13	4	10	14
Tapani	2	2	3.86	5	5	0	0	0	32.2	34	15	14	2	8	21
Toliver	1	3	7.76	7	5	0	0	0	29.0	39	26	25	2	15	11
Tunnell	1	0	6.0	10	0	0	0	0	12.0	18	8	8	1	6	7
Viola	8	12	3.79	24	24	7	1	0	175.2	171	80	74	17	47	138
Wayne	3	4	3.30	60	0	0	0	1	71.0	55	28	26	4	36	41
West	3	2	6.41	10	5	0	0	0	39.1	48	29	28	5	19	31
TOTALS	80	82	4.28	162	19	8	38	1429.1	1495	738	680	139	500	851	

1990 TWINS STATISTICS

Batting: (4th in A.L.)

PLAYER	AVG	G	AB	R	H	TB	2B	3B	HR	RBI	BB	SO	SB	GDP
Baker	.000	3	1	0	0	0	0	0	0	0	0	0	0	0
Bush	.243	73	181	17	44	70	8	0	6	18	21	27	0	2
Castillo	.219	64	137	11	30	34	4	0	0	12	3	23	0	1
Dwyer	.190	37	63	7	12	15	0	0	1	5	12	7	0	2
Gaetti	.229	154	577	61	132	217	27	5	16	85	36	101	6	22
Gagne	.235	138	388	38	91	140	22	3	7	38	24	76	8	5
Gladden	.275	136	534	64	147	201	27	6	5	40	26	67	25	17
Hale	.000	1	2	0	0	0	0	0	0	2	0	1	0	0
Harper	.234	184	470	61	141	207	42	3	6	54	20	27	3	20
Hrhek	.287	143	492	61	141	233	26	0	22	79	69	45	5	17
Larkin	.269	119	401	46	108	157	26	4	5	42	42	55	5	6
Leius	.240	14	25	4	6	10	1	0	1	4	2	2	0	2
Liriano	.254	53	185	30	47	66	5	7	0	13	22	24	5	3
Mack	.326	125	313	50	102	144	10	4	8	44	29	69	13	7
Manrique	.237	69	228	22	54	79	10	0	5	29	4	35	2	8
Moses	.221	115	172	26	38	46	3	1	1	14	19	19	2	4
Munoz	.271	22	85	13	23	29	4	1	0	5	2	16	3	3
Newman	.242	144	388	43	94	108	14	0	0	30	33	34	13	7
Ortiz	.335	71	170	18	57	66	7	1	0	18	12	16	0	4
Puckett	.298	146	551	82	164	246	40	3	12	80	57	73	5	15
Sorrento	.207	41	121	11	25	46	4	1	5	13	12	31	1	3
Webster	.333	6	2	0	3	3	1	0	0	0	1	2	0	0
TOTALS	.265	162	5499	666	1458	2117	281	39	100	625	445	749	96	148

DID YOU Know?

...that in 1976, Twins pitcher Bill Campbell went 17-5 with a 3.00 ERA and 20 saves in 78 relief appearances. He became the second player in major league history to win and save at least 15 games in a season since saved became an official statistic in 1969 (Dodgers' Mike Marshall won 15 and saved 21 in 1974). Campbell's 17 victories tied the American League record for wins in relief. In 1977, Twins reliever Tom Johnson became the third player in major league history to win and save at least 15 games. He finished the season 16-7 with a 3.12 ERA and 15 saves in 71 relief appearances.

1990 TWINS STATISTICS

Pitching: (11th in A.L.)

PLAYER	W	L	ERA	G	GS	CG	SHO	SV	IP	H	R	ER	HR	BB	SO
Abbott	0	5	5.97	7	7	0	0	0	34.2	37	24	23	0	28	25
Aguilera	5	3	2.76	56	0	0	0	32	65.1	55	27	20	5	19	61
Anderson	7	18	4.53	31	31	5	1	0	188.2	214	106	95	20	39	82
Berenguer	8	5	3.41	51	0	0	0	0	100.1	85	43	38	9	58	77
Candelaria	7	3	3.39	34	1	0	0	4	58.1	55	23	22	9	21	44
Casiano	2	1	3.22	5	3	0	0	0	22.2	26	9	8	2	4	11
Drummond	3	5	4.35	35	4	0	0	1	91.0	104	46	44	8	36	49
Erickson	8	4	2.87	19	17	1	0	0	113.0	108	49	36	9	51	53
Garcés	0	0	1.59	5	0	0	0	2	5.2	4	2	1	0	4	1
Guthrie	7	9	3.79	24	21	3	1	0	144.2	154	65	61	8	39	101
Leach	2	5	3.20	55	0	0	0	2	81.2	84	31	29	2	21	46
Moses	0	0	13.50	2	0	0	0	0	2.0	5	3	3	0	2	0
Savage	0	2	8.31	17	0	0	0	1	26.0	37	26	24	3	11	12
Smith	5	10	4.81	32	23	1	1	0	153.1	191	91	82	20	47	87
Japani	12	8	4.07	28	28	1	1	0	159.1	164	75	72	12	29	101
Wayne	1	1	4.19	38	0	0	0	1	38.2	38	19	18	5	13	28
West	7	9	5.10	23	27	2	0	0	146.1	142	88	83	21	78	92
Yett	0	0	2.00	4	0	0	0	0	4.1	6	2	1	1	1	2
TOTALS	74	88	4.12	162	13	13	43	1435.2	1509	729	658	134	489	872	

1991 TWINS STATISTICS

Batting: (1st in Majors)

PLAYER	AVG	G	AB	R	H	TB	2B	3B	HR	RBI	BB	SO	SB	GDP
Brown	.216	38	37	10	8	8	0	0	0	0	2	8	7	0
Bush	.303	93	165	21	50	80	10	1	6	23	24	25	0	5
Castillo	.167	9	12	0	2	4	0	1	0	0	2	0	0	0
Davis	.277	153	534	84	148	271	34	1	29	93	95	117	5	9
Gagne	.265	139	408	52	108	161	23	3	8	42	26	72	11	15
Gladden	.247	126	461	65	114	164	14	9	6	52	36	60	15	13
Harper	.311	123	441	54	137	197	28	1	10	69	14	22	1	14
Hrbek	.284	132	462	72	131	213	20	1	20	89	67	48	4	15
Knoblauch	.281	151	565	78	159	198	24	6	1	50	59	40	25	8
Larkin	.286	98	255	34	73	95	14	1	2	19	30	21	2	9
Leius	.286	109	195	35	57	83	7	2	5	20	30	35	5	4
Mack	.310	143	442	75	137	234	27	8	18	74	54	78	13	11
Munoz	.283	51	138	15	39	69	7	1	7	26	9	31	3	2
Newman	.191	118	246	25	47	52	5	0	0	19	23	21	4	5
Ortiz	.209	61	134	9	28	35	5	1	0	11	15	12	0	6
Pagliarulo	.279	121	365	38	102	140	20	0	6	36	21	55	1	9
Puckett	.319	152	611	92	195	281	29	6	15	89	31	78	11	27
Sorrento	.255	26	47	6	12	26	2	0	4	13	4	11	0	3
Webster	.294	18	34	7	10	20	1	0	3	8	6	10	0	2
TOTALS	.280	162	5556	776	1557	2331	270	42	140	733	526	747	107	157

Pitching: (3rd in A.L.)

PLAYER	W	L	ERA	G	GS	CG	SHO	SV	IP	H	R	ER	HR	BB	SO
Abbott	3	1	4.75	15	3	0	0	0	47.1	38	27	25	5	36	43
Aguilera	4	5	2.35	63	0	0	0	42	69.0	44	20	18	3	30	61
Anderson	5	11	4.96	29	22	2	0	0	134.1	148	82	74	24	42	51
Banks	1	1	5.71	5	3	0	0	0	17.1	21	15	11	1	12	16
Bedrosian	5	3	4.42	56	0	0	0	6	77.1	70	42	38	11	35	44
Casiano	0	0	7.36	15	0	0	0	0	18.1	28	16	15	4	7	6
Edrens	2	2	4.09	8	5	0	0	0	33.0	34	15	15	2	10	18
Erickson	20	8	3.18	32	32	5	3	0	204.0	189	80	72	13	71	108
Guthrie	7	5	4.32	41	12	0	0	2	98.0	116	52	47	11	41	72
Leach	1	2	3.61	50	0	0	0	0	67.1	82	28	27	3	14	32
Morris	18	12	3.43	35	35	10	2	0	246.2	226	107	94	18	92	163
Neagle	0	1	4.05	7	3	0	0	0	20.0	28	9	9	3	7	14
Japani	16	9	2.99	34	34	4	1	0	244.0	225	84	81	23	40	135
Wayne	1	0	5.11	8	0	0	0	1	12.1	11	7	7	1	4	7
West	4	4	4.54	15	12	0	0	0	71.1	66	37	36	13	28	52
Willis	8	3	2.63	40	0	0	0	2	89.0	76	31	26	4	19	53
TOTALS	95	67	3.69	162	21	12	53	1449.1	1402	652	595	139	488	876	

1992 TWINS STATISTICS

Batting: (1st in Majors)

PLAYER	AVG	G	AB	R	H	TB	2B	3B	HR	RBI	BB	SO	SB	GDP
Birto	.143	8	14	1	2	3	1	0	0	2	0	4	0	0
Brown	.067	35	15	8	7	19	23	4	0	0	2	6	2	0
Bruttt	.250	56	76	7	19	23	4	0	0	2	6	12	6	0
Bush	.214	100	182	14	38	55	8	1	2	22	11	37	1	5
Davis	.288	138	444	63	128	195	27	2	12	66	73	76	4	11
Gagne	.246	146	439	53	108	152	23	0	7	39	19	83	6	11
Harper	.307	140	502	58	154	206	25	0	9	73	26	22	0	15
Hill	.294	25	51	7	15	18	3	0	0	2	5	6	0	0
Hrbek	.244	112	394	52	96	161	20	0	15	58	71	56	5	12
Jorgensen	.310	22	58	5	18	19	1	0	0	5	3	11	1	4
Knoblauch	.297	155	600	104	178	215	19	6	2	56	88	60	34	8
Larkin	.246	115	337	38	83	121	18	1	6	42	28	43	7	7
Leius	.249	129	409	50	102	130	18	2	2	35	34	61	6	10
Mack	.315	156	600	101	189	280	31	6	16	75	64	106	26	8
Munoz	.270	127	418	44	115	171	16	3	12	71	17	90	4	18
Pagliarulo	.200	42	105	10	21	26	4	0	0	9	1	17	1	1
Parks	.333	7	6	1	2	2	0	0	0	0	1	1	0	0
Puckett	.329	160	639	104	210	313	38	4	19	110	44	97	17	17
Quinones	.200	3	5	0	1	1	0	0	0	1	0	0	0	0
Reboulet	.190	73	137	15	26	38	7	1	1	16	23	26	3	0
Reed	.182	14	33	2	6	8	2	0	0	4	2	11	0	0
Webster	.280	53	118	10	33	48	10	1	1	13	9	11	0	3
TOTALS	.277	162	5582	747	1544	2185	275	27	104	701	527	834	123	130

1992 TWINS STATISTICS

Pitching: (3rd in A.L.)

PLAYER	W	L	ERA	G	GS	CG	SHO	SV	IP	H	R	ER	HR	BB	SO
Abbott	0	0	3.27	6	0	0	0	0	11.0	12	4	4	1	5	13
Aguilera	2	6	2.84	64	0	0	0	41	66.2	60	28	21	7	17	52
Banks	4	4	5.70	16	12	0	0	0	71.0	80	46	45	6	37	37
Casian	1	0	2.70	6	0	0	0	0	6.2	7	2	2	0	1	7
Edens	6	3	2.83	52	0	0	0	3	76.1	65	26	24	1	36	57
Erickson	13	12	3.40	32	32	5	3	0	212.0	197	86	80	18	83	101
Gozzo	0	0	27.00	2	0	0	0	0	1.2	7	5	5	2	0	1
Guthrie	2	3	2.88	54	0	0	0	5	75.0	59	27	24	7	23	76
Kipper	3	3	4.42	25	0	0	0	0	38.2	40	23	19	8	14	22
Krueger	10	6	4.30	27	27	2	2	0	161.1	166	82	77	18	46	86
Mahomes	3	4	5.04	14	13	0	0	0	69.2	73	41	39	5	37	44
Smiley	16	9	3.21	34	34	5	2	0	241.0	205	93	86	17	65	163
Tapani	16	11	3.97	34	34	4	1	0	220.0	226	103	97	17	48	138
Trombley	3	2	3.30	10	7	0	0	0	46.1	43	20	17	5	17	38
Wayne	3	3	2.63	41	0	0	0	0	48.0	46	18	14	2	19	29
West	1	3	6.99	9	3	0	0	0	28.1	32	24	22	3	20	19
Willis	7	3	2.72	59	0	0	0	1	79.1	73	25	24	4	11	45
TOTALS	90	72	3.70	162		16	13	50	1453.0	1391	653	598	121	478	923

1993 TWINS STATISTICS

Batting: (8th in A.L.)

PLAYER	AVG	G	AB	R	H	TB	2B	3B	HR	RBI	BB	SO	SB	GDP
Becker	.286	3	7	3	2	4	2	0	0	0	5	4	1	0
Britto	.241	27	54	8	13	27	2	0	4	9	1	20	0	1
Bruett	.250	17	20	2	5	7	2	0	0	1	1	4	0	1
Bush	.156	35	45	1	7	9	2	0	0	3	7	13	0	3
Hale	.333	69	186	25	62	79	6	1	3	27	18	17	2	3
Harper	.304	147	530	52	161	225	26	1	12	73	29	29	1	15
Hocking	.139	15	36	7	5	6	1	0	0	0	6	8	1	1
Hrbek	.242	123	392	60	95	183	11	1	25	83	71	57	4	12
Jorgensen	.224	59	152	15	34	44	7	0	1	12	10	21	1	7
Knoblauch	.277	153	602	82	167	208	27	4	2	41	65	44	29	11
Larkin	.264	56	144	17	38	50	7	1	1	19	21	16	0	5
Lee	.152	15	33	3	5	6	0	0	0	4	4	4	0	0
Leius	.167	10	18	4	3	3	0	0	0	2	2	4	0	1
Mack	.276	128	503	66	139	207	30	4	10	61	41	76	15	13
Maksudian	.167	5	12	2	2	3	1	0	0	2	4	2	0	2
McCarthy	.214	98	350	36	75	100	15	2	2	21	19	80	2	13
Meares	.251	111	346	33	87	107	14	3	0	33	7	52	4	11
Munoz	.233	104	326	34	76	128	11	1	13	38	25	97	1	7
Pagliarulo	.292	83	253	31	74	107	16	4	3	23	18	34	6	5
Parks	.200	7	20	3	4	4	0	0	0	1	1	2	0	0
Puckett	.296	156	622	89	184	295	39	3	22	89	47	93	8	15
Reboullet	.258	109	240	33	62	73	8	0	1	15	35	37	5	6
Stahowiak	.193	20	57	1	11	15	4	0	0	1	3	22	0	2
Webster	.198	48	106	14	21	26	2	0	1	8	11	8	1	1
Winfield	.271	143	547	72	148	242	27	2	21	76	45	106	2	15
TOTALS	.264	162	5601	693	1480	2158	261	27	121	642	493	850	83	150

Pitching: (13th in A.L.)

PLAYER	W	L	ERA	G	GS	CG	SHO	SV	IP	H	R	ER	HR	BB	SO
Aguilera	4	3	3.11	65	0	0	0	34	72.1	60	25	25	9	14	59
Banks	11	12	4.04	31	30	0	0	0	171.1	186	91	77	17	78	138
Brunnett	2	1	5.74	17	0	0	0	0	26.2	29	17	17	3	3	10
Casian	5	3	3.02	54	0	0	0	1	56.2	59	23	19	1	14	31
Deshaies	11	13	4.41	27	27	1	0	0	167.1	159	85	82	24	51	80
Erickson	8	19	5.19	34	34	1	0	0	218.2	266	138	126	17	71	116
Garces	0	0	0.00	3	0	0	0	0	4.0	4	2	0	0	2	3
Guardado	3	8	6.18	19	16	0	0	0	94.2	123	68	65	13	36	46
Guthrie	2	1	4.71	22	0	0	0	0	21.0	20	11	11	2	16	15
Hartley	1	2	4.00	53	0	0	0	1	81.0	86	38	36	4	36	57
Mahomes	1	5	7.71	12	5	0	0	0	37.1	47	34	32	8	16	23
Merriman	1	1	9.67	19	0	0	0	0	27.0	36	29	29	3	23	14
Tapani	12	15	4.43	36	35	3	1	0	225.2	243	123	111	21	57	150
Trombley	6	6	3.88	41	10	0	0	2	114.1	131	72	62	15	41	85
Teamis	1	2	6.19	41	0	0	0	1	68.1	86	51	47	8	27	30
Willis	3	0	3.10	53	0	0	0	5	58.0	56	23	20	2	17	44
TOTALS	71	91	4.71	162		5	3	44	1444.1	1591	830	756	148	514	901

1994 TWINS STATISTICS

Batting: (5th in A.L.)

PLAYER	AVG	G	AB	R	H	TB	2B	3B	HR	RBI	BB	SO	SB	GDP
Becker	.265	28	98	12	26	32	3	0	1	8	13	25	6	2
Cole	.296	105	345	68	102	139	15	5	4	23	44	60	29	3
Dunn	.229	14	35	2	8	13	5	0	0	4	1	12	0	1
Hale	.263	67	118	13	31	43	9	0	1	11	16	14	0	2
Hocking	.323	11	31	3	10	13	3	0	0	2	0	4	2	1
Hrbek	.270	81	274	34	74	115	11	0	10	53	37	28	0	8
Knoblauch	.312	109	445	85	139	205	45	3	5	51	41	56	35	13
Leius	.246	97	350	57	86	146	16	1	14	49	37	58	2	9
Mack	.333	81	303	55	101	171	21	2	15	61	32	51	4	11
Mahomes	.000	22	0	0	0	0	0	0	0	0	0	0	0	0
McCarthy	.260	44	131	21	34	49	8	2	1	12	7	32	2	3
Meares	.266	80	229	29	61	81	12	1	2	24	14	50	5	3
Munoz	.295	75	244	35	72	124	15	2	11	36	19	67	0	4
Parks	.191	31	89	6	17	26	6	0	1	9	4	20	0	2
Puckett	.317	108	439	79	139	237	32	3	20	112	28	47	6	11
Reboullet	.259	74	189	28	49	71	11	1	3	23	18	23	0	6
Walbeck	.204	97	338	31	69	96	12	0	5	35	17	37	1	7
Winfield	.252	77	294	35	74	125	15	3	10	43	31	51	2	7
TOTALS	.276	113	3952	594	1092	1686	239	23	103	556	359	635	94	93

1994 TWINS STATISTICS

Pitching: (28th in Majors)

PLAYER	W	L	ERA	G	GS	CG	SHO	SV	IP	H	R	ER	HR	BB	SO
Aguilera	1	4	3.63	44	0	0	0	23	44.2	57	23	18	7	10	46
Campbell	1	0	2.92	14	0	0	0	0	24.2	20	8	8	2	5	15
Casian	1	3	7.08	33	0	0	0	1	40.2	57	34	32	11	12	18
Deshaies	6	12	7.39	25	25	0	0	0	130.1	170	109	107	30	54	78
Ericksen	8	11	5.44	23	23	2	1	0	144.0	173	95	87	15	59	104
Garcigazo	0	0	8.24	7	0	0	0	0	18.1	9	10	10	3	13	3
Guardado	0	2	8.47	4	0	0	0	0	17.0	26	16	16	3	4	8
Guthrie	4	2	6.14	50	2	0	0	1	51.1	65	43	35	8	18	38
Mahomes	9	5	4.73	21	21	0	0	0	120.0	121	68	63	22	62	53
Merriman	0	1	6.35	15	0	0	0	0	17.0	18	13	12	0	14	10
Pulido	3	7	5.98	19	14	0	0	0	84.1	87	57	56	17	40	32
Schullstrom	0	0	2.77	9	0	0	0	1	13.0	13	7	4	0	5	13
Stevens	5	2	6.80	24	0	0	0	0	45.0	55	35	34	6	23	24
Japani	11	7	4.62	24	24	4	1	0	156.0	181	86	80	13	39	91
Trombley	2	0	6.33	24	0	0	0	0	48.1	56	36	34	10	18	32
Willis	2	4	5.92	49	0	0	0	3	59.1	89	48	39	6	12	37
TOTALS	53	60	5.68	113	6	4	29	1005.0	1197	688	634	153	388	602	

1995 TWINS STATISTICS

Batting: (4th in A.L.)

PLAYER	AVG	G	AB	R	H	TB	2B	3B	HR	RBI	BB	SO	SB	GDP
Becker	.237	106	392	45	93	116	15	1	33	34	95	8	9	
Brito	.200	5	5	0	1	4	0	0	1	0	3	0	1	
Clark	.339	36	109	36	37	60	8	3	2	15	2	3	0	1
Cole	.342	28	79	10	27	37	3	2	1	14	8	15	1	0
Coomer	.257	37	101	15	26	46	3	1	5	19	9	11	0	9
Cordova	.277	137	512	81	142	249	27	4	24	84	52	111	20	10
Dunn	.000	5	6	0	0	0	0	0	0	1	3	0	0	0
Hale	.262	69	103	10	27	37	4	0	2	18	11	20	0	6
Hocking	.200	9	25	4	5	9	0	2	0	3	2	2	1	1
Ingram	.125	4	8	0	1	1	0	0	0	1	2	1	0	1
Knoblauch	.333	136	538	107	179	262	34	8	11	63	78	95	46	15
Lawton	.317	21	60	11	19	28	4	1	1	12	7	11	1	1
Lewis	.247	117	372	51	92	130	16	5	4	45	49	54	2	14
Meas	.193	22	57	5	11	18	4	0	1	5	7	11	0	4
Masteller	.237	71	198	21	47	68	12	0	3	21	18	19	1	7
McCarthy	.218	25	55	10	12	17	3	1	0	4	4	18	0	1
Meares	.269	116	390	57	105	168	19	4	12	49	15	68	10	17
Merullo	.282	76	195	19	55	74	14	1	1	27	14	27	0	5
Munoz, P	.301	104	376	45	113	184	17	0	18	58	19	86	0	14
Puckett	.314	137	538	83	169	277	39	0	23	99	56	89	3	15
Raabe	.214	6	14	4	3	3	0	0	0	1	1	0	0	0
Rehoullet	.292	87	216	39	63	86	11	0	4	23	27	34	1	3
Stahovnik	.266	94	263	28	70	98	19	0	3	23	30	61	5	3
Walbeck	.257	115	393	40	101	124	18	1	1	44	25	71	3	11
TOTALS	.279	144	5005	703	1398	2096	270	34	120	662	471	916	105	152

Pitching: (28th in Majors)

PLAYER	W	L	ERA	G	GS	CG	SHO	SV	IP	H	R	ER	HR	BB	SO
Aguilera	1	1	2.52	22	0	0	0	12	25.0	20	7	7	2	6	29
Campbell	0	0	4.66	6	0	0	0	0	9.2	8	5	5	0	5	5
Ericksen	4	6	5.95	15	15	0	0	0	87.2	102	61	58	11	32	45
Guardado	4	9	5.12	31	5	0	0	2	91.1	99	54	52	13	45	71
Guthrie	5	3	4.46	36	0	0	0	2	42.1	47	22	21	5	16	48
Harris	0	5	8.82	7	6	0	0	0	32.2	50	35	32	5	16	21
Hawkins	2	3	8.67	6	6	1	0	0	27.0	39	29	26	3	12	9
Horsman	0	0	7.00	6	0	0	0	0	9.0	12	8	7	2	4	4
Klingensbeck	0	2	8.57	18	4	0	0	0	48.1	69	48	46	16	24	27
Mahomes	4	10	6.37	47	7	0	0	3	94.2	100	74	67	22	47	67
Munoz, O	2	1	5.60	10	3	0	0	0	35.1	40	28	22	6	17	25
Parra	1	5	7.59	12	12	0	0	0	61.2	83	59	52	11	22	29
Radke	11	14	5.32	29	28	2	1	0	181.0	195	112	107	32	47	75
Robertson	2	0	3.83	25	4	1	0	0	51.2	48	28	22	4	31	38
Rodriguez	5	6	5.38	16	16	0	0	0	90.1	93	64	54	8	47	45
Sanford	0	0	6.89	17	0	0	0	0	18.2	16	11	11	7	16	17
Schullstrom	0	0	6.89	37	0	0	0	0	47.0	66	36	36	8	22	21
Stevens	5	4	5.07	56	0	0	0	10	65.2	74	40	37	14	32	47
Japani	6	11	4.92	20	20	3	1	0	133.2	155	79	73	21	34	88
Trombley	4	8	5.62	20	18	0	0	0	97.2	107	68	61	18	42	68
Watkins	0	0	5.40	27	0	0	0	0	21.2	22	14	13	2	11	11
Willis	0	0	94.50	3	0	0	0	0	0.2	5	7	7	0	5	0
TOTALS	56	88	5.76	144	7	2	27	127.2	1450	889	815	210	533	790	

TEN-OR-MORE YEARS WITH TWINS

PLAYER	YEARS
Joe Mauer	15 (2004-18)
Tony Oliva	15 (1962-76)
Harmon Killebrew	14 (1961-74)
Kent Hrbek	14 (1981-94)
Jim Kaat	13 (1961-73)
Randy Bush	12 (1982-93)
Rod Carew	12 (1967-78)
Eddie Guardado	12 (1993-03, 08)
Torii Hunter	12 (1997-2007, 15)
Glen Perkins	12 (2006-17)
Kirby Puckett	12 (1984-95)
Brad Radke	12 (1995-06)

PLAYER	YEARS
Rick Aguilera	11 (1989-99)
Bert Blyleven	11 (1970-76, 85-88)
Michael Cuddyer	11 (2001-11)
Denny Hocking	11 (1993-03)
Justin Morneau	11 (2003-13)
Bob Allison	10 (1961-70)
Greg Gagne	10 (1983-92)
Gary Gaetti	10 (1981-90)
Jim Perry	10 (1963-72)
Rich Reese	10 (1964-73)
Roy Smalley	10 (1976-82, 85-87)
Jorge Polanco	10 (2014-23)

1996 TWINS STATISTICS

Batting: (3rd in A.L.)

PLAYER	AVG	G	AB	R	H	TB	2B	3B	HR	RBI	BB	SO	SB	GDP
Becker	.291	148	525	92	153	228	31	4	12	71	68	118	19	14
Brede	.300	10	20	2	6	8	0	1	0	2	1	5	0	1
Coomer	.296	95	233	34	69	119	12	1	12	41	17	24	3	10
Cordova	.309	145	569	97	176	272	46	1	16	111	53	96	11	18
Durant	.210	40	81	15	17	20	3	0	0	5	10	15	3	2
Hale	.276	85	87	8	24	32	5	0	1	16	10	6	0	3
Hocking	.197	49	127	16	25	34	6	0	1	10	8	24	3	3
Hollins	.242	121	422	71	102	167	26	0	13	53	71	102	6	9
Kelly	.323	98	322	41	104	147	17	4	6	47	23	53	10	17
Knoblauch	.341	153	578	140	197	299	35	14	13	72	98	74	45	9
Lawton	.258	79	252	34	65	92	7	1	6	42	28	28	4	6
Meares	.267	152	517	66	138	202	26	7	8	67	17	90	9	19
Molitor	.341	161	660	99	225	309	41	8	9	113	56	72	18	21
Myers	.286	97	329	37	94	140	22	3	6	47	19	52	0	11
Quinlan	.000	4	6	0	0	0	0	0	0	0	0	3	0	0
Raabe	.222	7	9	0	2	2	0	0	0	1	0	1	0	0
Rehoullet	.222	107	234	20	52	61	9	0	0	23	25	34	4	10
Stachowiak	.284	130	490	72	115	190	30	3	13	61	59	114	3	9
Walbeck	.223	63	215	25	48	64	10	0	2	24	9	34	3	6
Walker	.256	25	82	8	21	27	6	0	0	6	4	13	2	4
TOTALS	.288	162	5673	877	1633	2413	332	47	118	812	576	958	143	172

Pitching: (12th in A.L.)

PLAYER	W	L	ERA	G	GS	CG	SHO	SV	IP	H	R	ER	HR	BB	SO
Aguilera	8	6	5.42	19	19	2	0	0	111.1	124	69	67	20	27	83
Aldred	6	5	5.09	25	17	0	0	0	122.0	134	73	69	20	42	75
Bennett	2	0	7.90	24	0	0	0	1	27.1	33	24	24	7	16	7
Guardado	6	5	5.25	83	0	0	0	4	73.2	61	45	43	12	33	74
Hansell	3	0	5.69	50	0	0	0	3	74.1	83	48	47	14	31	46
Hawkins	1	1	8.20	7	6	0	0	0	26.1	42	24	24	8	9	24
Klingensbeck	1	1	7.85	10	3	0	0	0	28.2	42	28	25	5	10	15
Mahomes	1	4	7.20	20	5	0	0	0	45.0	63	38	36	10	27	30
Milchin	2	1	8.31	26	0	0	0	0	21.2	31	21	20	6	12	19
Miller	1	2	9.23	7	7	0	0	0	26.1	45	29	27	7	9	15
Naulty	3	2	3.79	49	0	0	0	4	57.0	43	26	24	5	35	56
Parra	5	5	6.04	27	5	0	0	0	70.0	88	48	47	15	27	50
Radke	11	16	4.46	35	35	3	0	0	232.0	231	125	115	40	57	148
Robertson	7	17	5.12	36	31	5	3	0	186.1	197	113	106	22	116	114
Rodriguez	13	14	5.05	38	33	3	0	2	206.2	218	129	116	27	78	110
Serafini	0	1	10.38	1	1	0	0	0	4.1	7	5	5	1	2	1
Stevens	3	3	4.66	49	0	0	0	11	58.0	58	31	30	12	25	29
Trombley	5	1	3.01	43	0	0	0	6	68.2	61	24	23	2	25	57
TOTALS	78	84	5.28	162	13	5	31	1439.2	1561	900	844	233	581	959	

1997 TWINS STATISTICS

Batting: (3rd in A.L.)

PLAYER	AVG	G	AB	R	H	TB	2B	3B	HR	RBI	BB	SO	SB	GDP
Becker	.264	132	443	61	117	175	22	3	10	45	62	130	17	4
Brede	.274	61	190	25	52	74	11	1	3	21	21	38	7	1
Colbrunn	.281	70	217	24	61	90	14	0	5	26	8	38	1	7
Coomer	.298	140	523	63	156	229	30	2	13	85	22	91	4	11
Cordova	.246	103	378	44	93	164	18	4	15	51	30	92	5	13
Hocking	.257	115	253	28	65	91	12	4	2	25	18	51	3	6
Hunter	.177	1	0	0	0	0	0	0	0	0	0	0	0	0
Jackson	.254	49	130	19	33	46	2	1	3	21	4	21	2	2
Kelly	.287	75	247	39	71	109	19	2	5	37	17	50	7	4
Knoblauch	.291	156	611	117	178	251	26	10	9	58	84	84	62	11
Latham	.182	15	22	4	4	5	1	0	0	1	0	8	0	0
Lawton	.248	142	460	74	114	191	29	3	14	60	76	81	7	7
Meares	.276	134	439	63	121	180	23	3	10	60	18	86	7	9
Miller,D	.273	25	66	5	18	25	1	0	2	13	2	12	0	2
Molitor	.305	135	538	63	164	234	32	4	10	89	45	73	11	8
Myers	.267	62	165	24	44	72	11	1	5	28	16	29	0	4
Ortiz	.327	15	49	10	16	22	3	0	1	6	2	19	0	1
Stachowiak	.229	61	275	35	63	110	17	0	10	33	24	73	5	7
Stenbach	.248	122	447	60	111	176	27	1	12	54	35	106	6	14
Valentin	.286	4	17	1	2	2	0	0	0	0	3	0	0	0
Walker	.237	52	156	15	37	55	7	1	3	16	11	30	7	5
TOTALS	.270	162	5634	772	1522	2303	305	40	132	730	495	1121	151	117

Pitching: (12th in A.L.)

PLAYER	W	L	ERA	G	GS	CG	SHO	SV	IP	H	R	ER	HR	BB	SO
Aguilera	5	4	3.82	61	0	0	0	26	68.1	65	29	29	9	22	68
Aldred	2	10	7.68	17	15	0	0	0	77.1	102	66	66	20	28	33
Bowers	0	3	8.05	5	5	0	0	0	19.0	27	20	17	2	8	7
Guardado	0	4	3.91	69	0	0	0	1	46.0	45	23	20	7	17	54
Hawkins	6	12	5.84	20	20	0	0	0	103.1	134	71	67	19	47	58
Jarvis	0	0	12.46	6	2	0	0	0	13.0	23	18	18	4	8	9
Miller, T	1	5	7.63	13	7	0	0	0	48.1	64	49	41	8	23	26
Naulty	1	1	5.87	29	0	0	0	1	30.2	29	20	20	8	10	23
Olson	0	0	18.36	11	0	0	0	0	8.1	19	17	17	0	11	6
Radke	20	10	3.87	35	35	4	1	0	239.2	238	114	103	28	48	174
Ritchie	2	3	4.58	42	0	0	0	0	74.2	87	41	38	11	28	44
Robertson	8	12	5.69	31	26	0	0	0	147.0	169	105	93	19	70	69
Rodriguez	3	6	4.62	43	15	0	0	0	142.1	147	82	73	12	60	65
Serafini	2	1	3.42	6	4	1	0	0	26.1	27	11	10	1	11	15
Stevens	1	3	9	6	6	0	0	0	23.0	41	23	23	8	17	16
Swindell	7	4	3.58	65	1	0	0	1	115.2	102	46	46	12	25	75
Tewksbury	8	13	4.22	26	26	5	2	0	168.2	200	83	79	12	31	92
Trombley	2	3	4.37	67	0	0	0	1	82.1	77	43	40	7	31	74
TOTALS	68	94	5.00	162	10	4	30	1434.0	1596	861	796	187	495	908	

1998 TWINS STATISTICS

Batting: (9th in A.L.)

PLAYER	AVG	G	AB	R	H	TB	2B	3B	HR	RBI	BB	SO	SB	GDP
Coomer	.276	137	529	54	146	215	22	1	15	72	18	72	2	22
Cordova	.253	119	438	52	111	165	20	2	10	69	50	103	3	14
Gates	.249	107	333	31	83	107	15	0	3	42	36	46	3	6
Hocking	.202	110	198	32	40	57	6	1	3	15	16	44	2	2
Hunter	.235	6	17	0	4	5	1	0	0	2	2	6	0	0
Koskie	.138	11	28	2	4	7	0	0	0	2	2	10	0	0
Latham	.160	34	94	14	15	19	1	0	1	5	13	36	4	0
Lawton	.278	152	557	91	155	266	36	6	21	77	86	64	16	10
Mearns	.260	149	543	56	141	200	25	3	9	70	24	86	7	12
Merced	.289	63	204	22	59	86	12	0	5	33	17	29	1	4
Mientkiewicz	.200	8	25	1	5	6	1	0	0	2	4	3	1	0
Molitor	.281	126	502	75	141	192	29	5	4	69	45	41	9	19
Nixon	.297	110	448	71	133	154	6	6	1	20	44	56	37	14
Ochoa	.257	94	249	35	64	88	14	2	2	25	10	35	6	7
Ortiz	.277	86	278	47	77	124	20	0	9	46	39	72	1	8
Pierzynski	.300	7	10	1	3	3	0	0	0	1	1	2	0	0
Shave	.250	19	40	7	10	16	3	0	1	5	3	10	1	0
Stachowiak	.105	9	19	1	2	5	0	0	1	1	0	7	0	0
Steinbach	.242	124	422	45	102	173	25	2	14	54	38	89	0	16
Valentin	.198	55	162	11	32	50	7	1	3	18	11	30	0	7
Walker	.316	143	528	84	167	250	41	3	12	62	47	65	19	13
TOTALS	.266	162	5641	734	1499	2193	285	32	115	691	506	915	112	155

Pitching: (8th in A.L.)

PLAYER	W	L	ERA	G	GS	CG	SHO	SV	IP	H	R	ER	HR	BB	SO
Aguilera	4	9	4.24	68	0	0	0	38	74.1	75	35	35	8	15	57
Baptist	0	1	5.67	13	0	0	0	0	27.0	34	18	17	5	11	11
Carrasco	4	2	4.38	63	0	0	0	1	61.2	75	30	30	4	31	46
Guardado	3	1	4.52	79	0	0	0	0	65.2	66	34	33	10	28	53
Hawkins	7	14	5.25	33	33	0	0	0	190.1	227	126	111	27	61	105
Miller	0	2	3.86	14	0	0	0	0	23.1	25	10	10	0	11	23
Milton	8	14	5.64	32	32	1	0	0	172.1	195	113	108	25	70	107
Morgan	4	2	3.49	18	17	0	0	0	98.0	108	41	38	13	24	50
Neuilly	0	2	4.94	19	0	0	0	0	23.2	25	16	13	3	10	15
Radke	12	14	4.30	32	32	5	1	0	213.2	238	109	102	23	43	146
Ritchie	0	6	5.63	15	0	0	0	0	24.0	30	17	15	1	9	21
Rodriguez	4	6	6.56	20	11	0	0	0	70.0	88	58	51	6	30	62
Sampson	1	0	1.56	5	2	0	0	0	17.1	10	3	3	0	6	16
Serafini	2	4	6.48	28	9	0	0	0	75.0	95	58	54	10	29	46
Swindell	3	3	3.66	52	0	0	0	2	66.1	67	27	27	10	18	45
Tewksbury	7	13	4.79	26	25	1	0	0	148.1	174	82	79	19	20	60
Trombley	6	5	3.63	77	1	0	0	1	96.2	90	41	39	16	41	89
TOTALS	70	92	4.75	162	7	7	8	42	1447.2	1622	818	764	180	457	952

1999 TWINS STATISTICS

Batting: (11th in A.L.)

PLAYER	AVG	G	AB	R	H	TB	2B	3B	HR	RBI	BB	SO	SB	GDP
Allen	.277	137	481	69	133	190	21	3	10	46	37	89	14	10
Coomer	.263	127	467	53	123	198	25	1	16	65	30	69	2	16
Cordova	.285	124	425	62	121	197	28	3	14	70	48	96	13	22
Cummings	.263	16	38	1	10	13	0	0	1	9	3	7	2	0
Davidson	.136	12	22	3	3	3	0	0	0	0	4	1	2	2
Selfs	.255	110	305	40	78	104	13	2	3	38	34	56	1	13
Gutman	.226	120	420	47	95	116	12	3	1	26	22	90	1	9
Hocking	.267	136	386	47	103	146	18	2	7	41	22	54	11	10
Hunter	.255	135	384	52	98	146	17	2	9	35	26	72	10	9
Jones	.289	95	322	54	93	148	24	2	9	44	17	63	3	7
Koskie	.130	117	342	42	106	160	21	0	11	58	40	72	4	6
Latham	.091	14	22	1	2	2	0	0	0	3	0	13	0	0
Lawton	.259	118	406	58	105	144	18	0	7	54	57	42	26	11
Mientkiewicz	.229	118	327	34	75	108	21	3	2	32	43	51	1	13
Ortiz	.000	10	20	1	0	0	0	0	0	0	5	12	0	2
Pierzynski	.273	9	22	3	6	6	2	0	0	3	1	4	0	0
Steinbach	.284	101	338	35	96	132	16	4	4	42	38	54	2	10
Valentin	.248	78	218	22	54	83	12	1	5	28	22	39	0	2
Walker	.279	143	531	62	148	211	37	4	6	46	52	83	18	15
TOTALS	.264	161	5495	686	1450	2110	285	30	105	643	500	978	118	151

Pitching: (9th in A.L.)

PLAYER	W	L	ERA	G	GS	CG	SHO	SV	IP	H	R	ER	HR	BB	SO
Aguilera	3	1	1.27	17	0	0	0	6	21.1	10	3	3	2	2	13
Carrasco	2	3	4.96	39	0	0	0	0	49.0	48	29	27	3	18	35
Guardado	2	5	4.50	63	0	0	0	2	48.0	37	24	24	6	25	50
Hawkins	10	14	6.66	33	33	1	0	0	174.1	238	136	129	29	60	103
Lincoln	3	10	6.84	18	15	0	0	0	76.1	102	59	58	11	26	27
Mays	6	11	4.37	49	20	2	1	0	171.0	179	92	83	24	67	115
Miller	2	2	2.72	52	0	0	0	0	49.2	55	19	15	3	16	40
Milton	7	11	4.49	34	34	5	2	0	206.1	190	111	103	28	63	163
Perkins	1	7	6.54	29	12	0	0	0	86.2	117	69	63	14	43	44
Radke	12	14	3.75	33	33	4	0	0	218.2	239	97	91	28	44	121
Radlosky	0	1	12.46	7	0	0	0	0	8.2	15	12	12	7	4	3
Rath	0	1	11.57	5	1	0	0	0	4.2	6	6	6	1	5	1
Redman	1	0	8.53	5	1	0	0	0	12.2	17	13	12	3	7	11
Romero	1	0	3.72	5	0	0	0	0	8.2	13	4	4	0	0	4
Ryan	3	4	4.67	8	8	0	0	0	40.2	46	23	22	9	17	15
Sampson	1	3	2.11	30	4	0	0	0	71.0	107	65	64	17	34	56
Trombley	2	8	4.33	75	0	0	0	24	87.1	93	42	42	15	28	82
Wells	8	3	3.81	76	0	0	0	1	87.1	79	41	37	8	28	44
TOTALS	63	97	5.00	161	13	13	8	34	1423.1	1591	845	791	208	487	927

2000 TWINS STATISTICS

Batting: (10th in A.L.)

PLAYER	AVG	G	AB	R	H	2B	3B	HR	RBI	SH	SF	HB	BB	SO	SB	CS	E	OBP
Allen	.300	15	50	2	15	3	0	0	7	0	1	1	3	14	0	2	0	.345
Ardoon	.125	15	32	4	4	1	0	1	5	0	0	0	8	10	0	0	1	.300
Barnes	.351	11	37	5	13	4	0	0	2	0	0	2	2	6	0	1	0	.415
Blake	.188	7	16	1	3	2	0	0	1	0	1	1	3	7	0	0	0	.333
Buchanan	.232	30	62	10	19	3	0	1	8	0	2	1	8	22	0	2	0	.301
Canzaro	.269	102	346	43	89	21	7	40	0	0	0	1	24	57	4	2	6	.318
Coomer	.270	140	544	64	147	29	1	16	82	0	5	4	36	50	2	0	5	.317
Cummings	.276	77	181	28	50	10	0	4	22	1	0	3	11	25	0	0	0	.328
Guzman	.247	156	631	89	156	25	20	8	54	7	4	2	46	101	28	10	22	.299
Hocking	.298	134	373	52	111	24	4	4	47	7	5	0	48	77	7	5	5	.373
Hunter	.280	99	336	44	94	14	7	5	44	0	2	2	18	68	4	3	3	.318
Huskey	.223	64	215	22	48	13	0	5	27	0	3	2	25	49	0	2	3	.306
Jensen	.209	52	139	16	29	7	1	3	14	1	0	0	24	36	0	1	2	.325
Jones	.285	154	523	66	149	26	5	19	76	1	0	0	26	111	7	5	2	.319
Koskie	.300	146	474	79	142	32	4	9	65	1	3	4	77	104	5	4	12	.400
Lawton	.305	156	561	84	171	44	2	13	88	0	5	7	91	63	23	7	5	.405
LeCroy	.174	56	167	18	29	10	0	5	17	1	3	2	17	38	0	0	4	.254
Maxwell	.243	64	111	14	27	6	0	1	11	0	3	1	9	32	2	1	6	.298
Mientkiewicz	.429	3	14	0	6	0	0	0	4	0	1	0	0	0	0	0	0	.400
Moeller	.211	48	128	13	27	3	1	1	9	1	1	0	9	33	1	0	6	.261
Ortiz	.282	130	415	59	117	36	1	10	63	0	6	0	57	81	1	0	1	.364
Pierzynski	.307	33	88	12	27	5	1	2	11	0	1	2	5	14	1	0	0	.354
Rivas	.310	16	58	8	18	4	1	0	6	2	2	0	2	4	2	0	1	.323
Walker	.234	23	77	14	18	1	0	2	8	0	3	0	7	10	3	4	4	.287
TOTALS	.270	162	5615	748	1516	325	49	116	711	24	51	35	556	1021	90	45	102	.337

Pitching: (11th in A.L.)

PLAYER	W	L	ERA	G	GS	CG	SH	SV	IP	H	R	ER	HR	HB	BB	SO	WP	BK	BAA
Bergman	4	5	9.66	15	14	0	0	0	68.0	111	76	73	18	2	33	35	2	0	.374
Carrasco	4	3	4.25	61	0	0	0	1	72.0	75	38	34	6	3	33	57	14	0	.271
Cressend	0	0	5.27	11	0	0	0	0	13.2	20	8	8	0	0	6	6	0	0	.364
Guardado	7	4	3.94	70	0	0	0	9	61.2	55	27	27	14	1	25	52	1	1	.238
Hawkins	2	5	3.39	66	0	0	0	14	87.2	85	34	33	7	1	32	59	6	0	.256
Kinney	2	2	5.10	8	8	0	0	0	42.1	41	26	24	7	0	25	24	4	0	.261
Lincoln	0	3	10.89	8	4	0	0	0	20.2	36	25	25	10	2	13	15	1	0	.383
Mays	7	15	5.56	31	28	2	1	0	160.1	193	105	99	20	2	67	102	11	0	.299
Miller	2	3	3.90	67	0	0	0	1	67.0	83	35	29	4	1	32	62	2	0	.297
Milton	13	10	4.86	33	33	0	0	0	200.0	205	123	108	35	7	44	160	5	0	.260
Mota	0	0	8.44	4	0	0	0	0	5.1	10	5	5	1	0	1	3	1	0	.370
Radke	12	16	4.45	34	34	4	1	0	226.2	261	119	112	27	5	45	141	5	0	.286
Redman	12	9	4.76	32	24	0	0	0	151.1	168	81	80	22	3	45	117	6	0	.281
Romero	2	7	7.02	12	11	0	0	0	57.2	72	51	45	8	1	30	50	2	1	.312
Ryan	0	1	7.62	16	1	0	0	0	26.0	37	24	22	8	1	10	19	2	0	.330
Santana	2	3	6.49	30	5	0	0	0	86.0	102	64	62	11	2	54	64	5	2	.302
Wells	0	7	3.65	76	0	0	0	10	86.1	80	39	35	14	4	15	76	1	0	.247
TOTALS	69	93	5.14	162	6	4	35	1432.2	1634	880	819	212	35	516	1042	68	4	.287	

2001 TWINS STATISTICS

Batting: (4th in A.L.)

PLAYER	AVG	G	AB	R	H	2B	3B	HR	RBI	SH	SF	HB	BB	SO	SB	CS	E	OBP
Allen	.263	57	175	20	46	13	2	4	20	0	1	0	19	37	1	2	2	.333
Barnes	.048	10	21	1	1	0	0	0	0	0	0	0	1	3	0	0	2	.130
Blake	.318	10	22	1	7	1	0	0	2	0	0	1	3	8	1	0	1	.400
Buchanan	.274	69	197	28	54	12	0	10	32	0	1	0	19	58	8	1	2	.342
Cuddyer	.222	8	18	1	4	2	0	0	1	0	0	0	2	6	1	0	1	.300
Guzman	.302	118	493	80	149	28	14	10	51	8	0	5	21	78	25	8	21	.337
Hocking	.251	112	327	34	82	16	2	3	25	4	1	2	29	67	6	1	5	.315
Hunter	.261	148	564	82	147	32	5	27	92	1	1	8	29	125	9	6	4	.306
Jones	.276	149	475	57	131	25	0	14	49	2	0	3	39	92	12	9	5	.335
Kielty	.250	37	104	8	26	8	0	2	14	0	5	1	8	25	3	0	3	.297
Koskie	.276	153	562	100	155	37	2	26	103	0	7	12	68	118	27	6	15	.362
Lawton	.293	103	376	71	110	25	0	10	51	0	2	3	63	46	19	6	4	.396
LeCroy	.425	15	40	6	17	5	0	3	12	0	1	1	0	8	0	1	0	.429
Maxwell	.191	39	68	4	13	4	0	1	10	1	0	0	9	23	2	0	2	.286
McCracken	.219	24	64	7	14	2	2	0	3	1	0	0	8	13	0	0	0	.275
Mientkiewicz	.306	151	543	77	166	39	1	15	74	0	7	8	67	92	2	6	4	.387
Mohr	.235	20	51	6	12	2	0	0	4	0	1	0	5	17	1	1	0	.298
Ortiz	.234	89	303	46	71	17	1	18	48	1	2	1	40	68	1	0	0	.324
Pierzynski	.289	114	381	51	110	33	2	7	55	1	3	4	16	57	1	7	10	.322
Prince	.219	64	196	19	43	4	1	7	23	0	1	6	12	39	3	1	0	.284
Rivas	.266	153	563	70	150	21	6	7	47	5	5	6	40	99	31	11	15	.319
Pitchers	.353	19	17	2	6	2	0	0	1	1	0	0	0	4	0	0	1	.353
TOTALS	.272	162	5560	771	1514	328	38	164	717	25	38	64	495	1083	146	67	96	.337

DID YOU Know?

...that Roy Smalley, Chili Davis, Ryan Doumit, Kennys Vargas and Jorge Polanco are the only five Twins ever to hit home runs from both sides of the plate in the same game. Smalley connected left-handed in the third inning off Boston's Rob Woodward and right-handed in the seventh off Joe Sambito May 30, 1986 in the Metrodome. Davis hit his first right-handed in the sixth inning off Kansas City's Chris Haney and left-handed in the eighth off Steve Shifflett October 2, 1992 at Kauffman Stadium. Doumit hit his first left-handed in the second inning off Kansas City's Jeremy Guthrie and right-handed in the sixth inning off Tim Collins July 22, 2012 at Kauffman Stadium. Vargas hit his first left-handed in the second inning off Houston's Doug Fister and his second in the eighth inning right-handed off Tony Sipp in the first game of a doubleheader on August 11, 2016 at Target Field. Polanco homered from the left side of the plate in the third inning against Chicago-AL's James Shields and from the right side in the seventh inning against Aaron Bummer on August 29, 2017 at Target Field.

2002 TWINS STATISTICS

Pitching: (7th in A.L.)

PLAYER	W	L	ERA	G	GS	CG	SH	SV	IP	H	R	ER	HR	HB	BB	SO	WP	BK	BAA
Balfour	0	0	13.50	2	0	0	0	0	2.2	3	4	4	2	0	3	2	0	0	333
Carrasco	4	3	4.64	56	0	0	0	1	73.2	77	40	38	8	0	30	70	7	1	277
Cressend	3	2	3.67	44	0	0	0	0	56.1	50	24	23	6	1	16	40	2	0	237
Duvall	0	0	7.71	8	0	0	0	0	4.2	7	4	4	1	0	4	1	0	0	368
Flore	0	1	5.68	4	0	0	0	0	6.1	5	4	4	0	0	2	5	0	0	208
Guardado	1	1	3.51	67	0	0	0	0	66.2	47	27	26	5	0	23	67	0	0	197
Hawkins	1	5	5.96	62	0	0	0	28	51.1	59	34	34	3	1	39	36	7	0	291
Johnson	1	2	8.28	7	4	0	0	0	25.0	32	25	23	6	5	13	17	1	0	323
Jones	1	0	3.26	24	0	0	0	2	19.1	27	8	7	3	0	7	15	0	0	333
Lohse	4	7	5.68	19	16	0	0	0	90.1	102	60	57	16	8	29	64	5	0	284
Mays	17	13	3.16	34	34	4	2	0	233.2	205	87	82	25	5	64	123	11	0	235
Miller	1	4	4.81	45	0	0	0	0	48.2	54	30	26	5	1	20	30	1	0	283
Milton	15	7	4.32	35	34	2	1	0	220.2	222	109	106	35	5	61	157	2	0	257
Radke	15	11	3.94	33	33	6	2	0	226.0	235	105	99	24	10	26	137	4	1	271
Redman	2	4	4.22	9	9	0	0	0	49.0	57	26	23	6	0	19	29	6	0	286
Reed	4	6	5.19	12	12	0	0	0	67.2	92	45	39	12	4	14	43	1	0	325
Rincon	0	0	8.35	4	0	0	0	0	5.2	7	5	4	1	0	5	4	0	0	318
Romero	1	4	6.23	14	11	1	0	0	65.0	71	48	45	10	1	24	39	1	0	277
Santana	1	0	4.74	15	4	0	0	0	43.2	50	25	23	6	3	16	28	3	0	292
Thomas	0	2	9.37	5	5	0	0	0	16.1	20	17	17	6	1	14	6	2	0	303
Wells	8	5	5.11	65	0	0	0	2	68.2	72	39	39	12	10	18	49	0	0	273
TOTALS	85	77	4.51	162		12	8	45	1441.1	1494	766	723	192	56	445	965	58	2	268

2002 TWINS STATISTICS

Batting: (5th in A.L.)

PLAYER	AVG	G	AB	R	H	2B	3B	HR	RBI	SH	SF	HB	BB	SO	SB	CS	E	OBP
Blake	.200	9	20	2	4	1	0	0	1	0	0	0	2	7	0	0	2	.273
Buchanan	.252	44	135	19	34	5	1	5	15	0	0	2	6	33	2	1	0	.294
Canizaro	.214	38	112	14	24	8	1	0	11	1	2	1	10	22	0	1	3	.280
Cuddyer	.259	41	112	12	29	7	0	4	13	1	1	1	8	30	2	0	1	.311
Guzman	.273	148	623	80	170	31	6	9	59	8	6	2	17	79	12	13	12	.292
Hocking	.250	102	260	28	65	13	0	2	25	4	5	1	24	44	0	2	10	.310
Hunter	.289	148	561	89	162	37	4	29	94	0	3	5	35	118	23	8	3	.334
Jones	.300	149	577	96	173	37	2	27	83	4	6	2	37	129	6	7	5	.341
Kelly	.291	112	289	49	84	14	3	12	46	0	2	5	52	66	4	1	0	.405
Koskie	.267	140	490	71	131	37	3	15	69	0	5	9	72	127	10	11	12	.368
Lamb	.100	7	10	0	1	0	0	0	0	0	0	0	0	2	0	0	0	.100
Lecroy	.260	63	181	19	47	11	1	7	27	0	2	0	13	38	0	2	1	.306
Mientkiewicz	.261	143	467	60	122	29	1	10	64	0	7	6	74	69	1	2	5	.365
Mohr	.269	120	383	55	103	23	2	12	45	2	0	1	31	86	6	3	2	.325
Morris	.000	4	7	0	0	0	0	0	0	0	0	0	0	1	0	0	0	.000
Ortiz	.272	125	412	52	112	32	1	20	75	0	8	3	43	87	1	2	1	.339
Pierzynski	.300	130	440	54	132	31	6	6	49	2	3	11	13	61	1	2	3	.334
Prince	.224	51	125	14	28	7	1	4	16	3	2	4	14	26	1	3	1	.317
Restovich	.308	8	13	3	4	0	0	1	1	1	0	0	1	4	1	0	0	.357
Rivas	.256	93	316	46	81	23	4	4	35	8	0	3	19	51	9	4	5	.305
Ryan	.091	7	11	3	4	0	0	0	0	0	0	0	0	2	0	0	0	.091
Sears	.333	7	12	2	4	2	0	0	0	0	0	0	0	1	0	0	0	.333
Valentin	.500	4	4	0	2	0	0	0	0	0	0	0	0	0	0	0	0	.500
TOTALS	.272	161	5582	768	1518	348	36	167	731	34	52	56	472	1089	79	62	74	.332

Pitching: (6th in A.L.)

PLAYER	W	L	ERA	G	GS	CG	SH	SV	IP	H	R	ER	HR	HB	BB	SO	WP	BK	BAA
Cressend	1	1	5.91	23	0	0	0	0	32.0	40	25	21	6	1	19	22	1	0	305
Flore	10	3	3.16	48	2	0	0	0	91.0	74	32	32	10	5	43	55	2	0	284
Frederick	0	0	10.03	8	0	0	0	0	11.2	13	13	13	3	0	10	5	2	0	223
Guardado	1	3	2.93	68	0	0	0	45	67.2	53	22	22	9	1	18	70	0	0	215
Hawkins	6	0	2.13	65	0	0	0	0	80.1	63	23	19	5	0	15	63	5	0	217
Jackson	2	3	3.27	58	0	0	0	0	55.0	59	20	20	5	4	13	29	2	0	284
Kinney	2	7	4.64	14	12	0	0	0	66.0	78	39	34	13	1	33	45	5	0	295
Lohse	13	8	4.23	32	31	1	1	0	180.2	181	92	85	26	9	70	124	8	0	259
Mays	4	8	5.38	17	17	1	1	0	95.1	113	60	57	14	2	25	38	6	0	292
Miller	0	0	4.50	5	0	0	0	0	4.0	5	2	2	0	0	2	3	0	0	294
Milton	13	9	4.84	29	29	2	1	0	171.0	173	96	92	24	3	30	121	4	0	238
Radke	9	5	4.72	21	21	2	1	0	118.1	124	64	62	12	7	20	62	0	0	272
Reed	15	7	3.78	33	32	2	1	0	188.0	192	89	79	32	6	26	121	1	1	259
Rincon	0	2	6.28	10	3	0	0	0	28.2	44	23	20	5	0	9	21	2	0	352
Rodriguez	1	1	14.73	4	0	0	0	0	3.2	8	6	6	0	0	4	1	0	0	421
Romero	9	2	1.89	81	0	0	0	1	81.0	62	17	17	3	4	36	76	9	0	213
Santana	8	6	2.99	27	14	0	0	1	108.1	84	41	36	7	1	49	137	15	2	212
Trombley	0	1	15.75	5	0	0	0	0	4.0	10	7	7	2	0	1	3	0	0	455
Wells	2	1	5.90	48	0	0	0	0	58.0	78	41	38	8	1	16	30	0	0	325
TOTALS	94	67	4.12	161		8	9	47	1444.2	1454	712	662	184	45	439	1026	62	3	261

TWINS PITCHERS AT THE PLATE*

PITCHER	DATE	OPPONENT	OPPOSING PITCHER	RESULT
Vic Albury	7-12-75	at New York-AL	Pat Dobson	Strikeout
Bill Campbell	7-12-75	at New York-AL	Pat Dobson	Strikeout
Ray Fontenot	8-24-86	Toronto	Tom Henke	Strikeout
Allan Anderson#	6-13-89	Seattle	Jerry Reed	Strikeout
Matt Garza	7-6-07	at Chicago-AL	Gavin Floyd	Strikeout, Groundout, Sac-Bunt
Bobby Korecky	5-19-08	Texas	Frank Francisco	Single
Kevin Correia#	8-2-13	Houston	Dallas Keuchel	Sacrifice Bunt

(*) since DH rule became effective in 1973 and non-interleague games

(#) pinch-hitter

2003 TWINS STATISTICS

Batting: (3rd in A.L.)

PLAYER	AVG	G	AB	R	H	2B	3B	HR	RBI	SH	SF	HB	BB	SO	SB	CS	E	OBP
Bowen	.100	7	10	0	1	0	0	0	1	0	1	0	0	4	0	0	1	.091
Cuddyer	.245	34	102	14	25	1	3	4	8	0	0	0	12	19	1	1	1	.325
Ford	.329	30	73	16	24	7	1	3	15	1	0	1	8	9	2	0	3	.402
Gomez	.251	53	175	14	44	9	3	1	15	2	1	0	7	13	2	1	3	.279
Guzman	.268	141	534	78	143	15	14	3	53	12	4	5	30	79	18	9	11	.311
Hocking	.238	88	188	22	45	10	0	3	22	3	0	15	37	0	1	3	2	.281
Hunter	.250	154	581	83	145	31	4	26	102	0	6	5	50	106	6	7	4	.312
Jones	.304	136	517	76	157	33	1	16	69	1	5	4	21	105	13	1	5	.333
Kielty	.252	75	238	40	60	13	0	9	32	0	1	3	42	56	6	2	2	.370
Koskie	.292	131	469	76	137	29	2	14	69	0	9	7	77	113	11	5	9	.393
LeCroy	.287	106	345	39	99	19	0	17	64	0	0	4	25	82	0	1	3	.342
Mientkiewicz	.300	138	487	67	146	38	1	11	65	2	6	5	74	55	4	1	4	.393
Mohr	.250	111	348	50	87	22	0	10	36	2	3	1	33	106	5	2	6	.314
Morneau	.226	40	106	14	24	4	0	4	16	0	0	0	9	30	0	0	1	.287
Pierzynski	.312	137	487	63	152	35	3	11	74	2	5	15	24	55	3	1	6	.360
Prieto	.091	7	11	1	1	0	0	0	0	0	0	0	4	0	0	0	0	.091
Prince	.200	19	40	5	8	2	0	2	5	2	0	2	5	17	0	0	0	.219
Restovich	.263	20	53	10	15	3	2	0	4	1	0	1	10	12	0	0	0	.308
Rivas	.259	134	475	69	123	16	9	8	43	8	3	5	30	65	17	7	10	.308
Ryan	.383	27	61	13	24	7	0	5	13	0	1	0	6	12	2	1	0	.441
Sears	.246	23	65	7	16	2	0	2	11	0	1	1	7	15	0	0	1	.322
Stewart	.322	65	270	43	87	22	0	6	38	2	3	4	25	36	3	4	1	.384
TOTALS	.277	162	5655	801	1567	318	45	155	755	42	52	63	512	1027	94	44	74	.341

Pitching: (7th in A.L.)

PLAYER	W	L	ERA	G	GS	SH	SV	IP	H	R	ER	HR	HB	BB	WP	BK	BAA
Baldwin	0	1	5.40	10	0	0	0	15.0	21	10	9	6	0	4	7	0	.333
Balfour	1	0	4.15	17	1	0	0	26.0	23	12	12	4	0	14	30	0	.235
Fetters	0	0	0.00	5	0	0	0	6.0	2	0	0	0	0	1	1	0	.100
Fiore	1	1	5.50	21	0	0	0	36.0	32	25	22	5	3	21	23	3	.242
Guardado	3	5	2.89	66	0	0	41	65.1	50	22	21	7	0	14	60	5	.207
Hawkins	9	3	1.86	74	0	0	2	77.1	69	20	16	4	1	15	75	5	.239
Johnson	0	1	47.25	2	0	0	0	1.1	8	8	7	1	0	1	0	1	.667
Lohse	14	11	4.61	33	33	2	1	201.0	211	107	103	28	5	45	130	10	.268
Mays	8	8	6.30	31	21	0	0	130.0	159	92	91	21	4	39	50	3	.302
Milton	1	0	2.65	3	3	0	0	17.0	15	5	5	2	0	1	7	0	.234
Nakamura	0	0	7.80	10	0	0	0	12.2	20	11	11	4	1	2	14	0	.338
Orosco	1	0	5.75	8	0	0	0	4.2	4	3	3	0	1	5	3	0	.235
Pulido	1	1	4.02	7	1	0	0	15.2	15	9	7	0	0	3	6	1	.254
Radke	14	10	4.49	33	33	3	1	212.1	242	111	106	32	5	28	120	0	.288
Reed	6	12	5.07	27	21	2	1	135.0	155	80	76	21	5	29	71	3	.285
Rincon	5	6	3.68	58	0	0	0	85.2	74	38	35	5	4	38	63	7	.231
Rogers	13	8	4.57	33	31	0	0	195.0	227	108	99	22	11	50	116	6	.292
Romero	2	0	5.00	73	0	0	0	63.0	66	37	35	7	6	42	50	9	.272
Santana	12	3	3.07	45	18	0	0	158.1	127	56	54	17	3	47	169	6	.216
Thomas	0	1	7.71	3	0	0	0	4.2	6	4	4	1	0	3	2	0	.316
TOTALS	90	72	4.41	162	7	3	45	1462.0	1526	758	716	187	50	402	997	62	.268

2004 TWINS STATISTICS

Batting: (11th in A.L.)

PLAYER	AVG	G	AB	R	H	2B	3B	HR	RBI	SH	SF	HB	BB	SO	SB	CS	E	OBP
Bartlett	.083	8	12	2	1	0	0	0	1	1	0	0	1	1	2	0	2	.154
Boruck	.206	114	315	36	65	19	1	10	37	1	1	3	21	56	0	3	7	.260
Borders	.286	19	42	3	12	4	0	0	6	1	0	0	0	10	2	0	3	.302
Bowen	.111	17	27	1	3	0	0	0	1	2	1	0	0	4	10	0	1	.226
Cuddyer	.263	115	339	49	89	22	1	12	45	2	1	3	37	74	5	5	10	.339
Ford	.299	154	569	89	170	31	4	15	72	2	7	13	67	75	20	2	4	.381
Guzman	.274	145	576	84	158	31	4	8	46	13	4	1	30	64	10	5	12	.309
Hunter	.271	138	520	79	141	37	0	23	81	0	2	7	40	101	21	7	4	.330
Jones	.254	151	555	69	141	22	1	24	80	2	1	10	40	117	13	10	2	.315
Koskie	.251	118	422	68	106	24	2	25	71	0	5	12	49	103	9	3	11	.342
Kubel	.300	23	60	10	18	2	0	2	7	0	1	0	6	9	1	1	0	.358
LeCroy	.269	88	264	25	71	14	0	9	39	0	2	5	16	60	0	0	5	.321
Mauer	.308	95	307	18	33	8	1	6	17	0	3	1	11	14	1	0	2	.369
Mientkiewicz	.246	78	284	34	70	18	0	5	22	2	1	2	28	38	2	2	4	.340
Morneau	.271	74	280	39	76	17	0	19	58	2	2	2	28	54	0	1	3	.340
Offerman	.256	77	172	22	44	14	2	2	22	1	0	0	29	31	1	1	3	.363
Ojeda	.339	30	59	16	20	1	0	2	7	2	1	0	10	3	1	1	2	.429
Prieto	.250	16	32	4	8	1	0	1	4	0	1	0	3	9	0	1	0	.306
Punto	.253	38	91	17	23	0	0	2	12	0	0	0	12	19	6	0	1	.340
Restovich	.255	29	47	9	12	3	0	2	6	0	0	0	4	10	0	0	0	.314
Rivas	.256	109	336	44	86	19	5	10	34	5	3	1	13	53	15	1	3	.283
Ryan	.239	36	71	9	17	2	1	0	7	0	0	0	4	16	1	1	1	.280
Stewart	.304	92	378	46	115	17	2	11	47	1	3	1	47	44	6	3	3	.380
Tiffee	.273	17	44	7	12	4	0	2	8	0	0	1	3	3	0	0	1	.333
TOTALS	.266	162	5623	780	1494	310	24	191	735	46	40	64	513	982	116	46	101	.332

MOST YEARS PLAYED AT A POSITION

C	Joe Mauer	2004-13 (10)
1B	Kent Hrbek	1982-94 (13)
2B	Rod Carew	1967-69, '71-75 (8)
SS	Greg Gagne	1985-92 (8)
3B	Gary Gaetti	1982-90 (9)
OF	Kirby Puckett	1984-95 (12)
OF	Torii Hunter	1998-2007, '15 (11)
OF	Max Kepler	2015-24 (10)
OF	Byron Buxton	2015-22, '24 (9)
OF	Tony Oliva	1964-71 (8)
OF	Bob Allison	1961-63, '65-69 (8)

2004 TWINS STATISTICS

Pitching: (1st in A.L.)

PLAYER	W	L	ERA	G	GS	CG	SH	SV	IP	H	R	ER	HR	HB	BB	SO	WP	BK	BAA
Balfour	4	1	4.35	36	0	0	0	0	39.1	35	19	19	4	2	21	42	3	0	.238
Beimel	0	0	43.20	3	0	0	0	0	1.2	8	8	8	1	0	2	2	0	0	.615
Crain	3	0	2.00	22	0	0	0	0	27.0	17	6	6	2	1	12	14	1	0	.179
Durbin	0	1	7.36	4	1	0	0	0	7.1	12	6	6	0	0	6	6	1	0	.387
Fultz	3	3	5.04	55	0	0	0	1	50.0	50	28	28	5	1	23	37	3	0	.267
Grainger	2	5	6.18	12	9	0	0	0	51.0	68	40	36	12	2	15	36	1	0	.319
Guerrero	0	1	5.68	9	2	0	0	0	19.0	22	13	12	5	1	6	11	0	0	.293
Lohse	9	13	5.34	35	34	1	1	0	194.0	240	128	115	28	7	76	111	6	0	.305
Mulholland	5	9	5.18	39	15	0	0	0	123.1	163	76	71	17	5	33	60	2	0	.327
Nathan	1	2	1.62	73	0	0	0	44	72.1	48	14	13	3	2	23	89	5	0	.187
Pulido	0	0	8.74	6	0	0	0	0	11.1	16	13	11	2	1	4	9	0	0	.333
Radke	11	8	3.48	34	34	1	1	0	219.2	229	92	85	23	6	26	143	2	0	.267
Rincon	11	6	2.63	77	0	0	0	2	82.0	52	27	24	5	2	32	106	2	0	.181
Roa	2	3	4.50	48	0	0	0	0	70.0	84	38	35	9	5	24	47	1	0	.297
Romero	7	4	3.51	74	0	0	0	1	74.1	61	32	29	4	5	38	69	5	0	.224
Santana	20	6	2.61	34	34	1	1	0	228.0	156	70	66	24	9	54	265	7	0	.192
Silva	14	8	4.21	33	33	1	1	0	203.0	255	100	95	23	5	35	76	5	1	.310
Thomas	0	0	16.88	3	0	0	0	0	2.2	7	5	5	0	0	1	0	1	0	.500
TOTALS	92	70	4.03	162		4	9	48	1476.0	1523	715	661	167	54	431	1123	45	1	.267

2005 TWINS STATISTICS

Batting: (13th in A.L.)

PLAYER	AVG	G	AB	R	H	2B	3B	HR	RBI	SH	SF	HB	BB	SO	SB	CS	E	OBP
Abernathy	.239	24	67	5	16	1	0	1	6	3	1	1	7	9	2	0	2	.316
Bartlett	.241	74	224	33	54	10	1	3	16	2	1	4	21	37	2	0	7	.316
Boone	.170	14	53	3	9	0	0	0	3	0	0	1	4	13	0	0	2	.241
Castro	.257	97	272	27	70	18	1	5	33	9	2	0	9	39	0	1	9	.279
Cuddyer	.263	126	422	55	111	25	3	12	42	1	3	3	41	93	3	4	15	.330
Ford	.264	147	522	70	138	30	4	7	53	2	5	16	45	85	13	6	6	.338
Heintz	.200	8	25	1	5	3	0	0	2	0	0	0	1	6	0	0	0	.231
Hunter	.269	98	372	63	100	24	1	14	56	0	4	6	34	65	23	7	3	.337
Jones	.249	142	523	74	130	22	4	23	73	2	4	5	51	120	13	4	4	.319
LeCroy	.260	101	304	33	79	5	2	9	17	50	0	1	4	85	0	0	3	.354
Mauer	.294	131	469	61	144	26	2	9	55	0	3	1	61	64	13	1	5	.372
Muller	.000	5	12	0	0	0	0	0	0	0	0	0	0	2	0	0	0	.000
Morneau	.239	141	490	62	117	23	4	22	75	0	5	4	44	94	0	2	8	.304
Punto	.239	112	394	45	94	18	4	4	26	7	2	0	36	86	13	8	9	.301
Redmond	.311	45	148	17	46	9	0	1	26	2	0	3	6	14	0	0	0	.350
Rivas	.257	59	136	21	35	3	1	1	12	0	1	2	9	17	4	0	2	.311
Rodriguez	.269	79	175	21	47	10	2	2	20	6	3	1	18	23	2	2	3	.335
Ryan	.231	57	117	7	27	5	0	2	13	4	1	0	9	22	1	2	0	.283
Stewart	.274	132	551	69	151	27	3	10	56	1	5	8	34	73	7	5	4	.323
Tiffie	.207	54	150	9	31	8	1	1	15	0	1	0	8	15	1	0	6	.245
Tyner	.321	18	56	8	18	1	1	0	5	0	0	0	4	4	2	0	0	.367
Williams	.425	13	40	3	17	1	0	0	3	1	0	0	2	7	1	2	2	.452
TOTALS	.259	162	5584	688	1441	269	32	134	644	42	42	59	485	978	102	44	102	.323

Pitching: (5th in A.L.)

PITCHERS	W	L	ERA	G	GS	CG	SH	SV	IP	H	R	ER	HR	HB	BB	SO	WP	BK	BAA
Baker	3	3	3.35	10	9	0	0	0	53.2	48	21	20	5	0	14	32	0	0	.241
Bowyer	0	1	5.59	8	0	0	0	0	9.2	10	6	6	3	1	3	12	1	0	.270
Crain	12	5	2.71	75	0	0	0	1	79.2	61	28	24	6	5	29	25	2	0	.210
Gastner	1	0	5.84	4	2	0	0	0	7.2	9	7	5	2	0	3	2	0	0	.281
Guerrero	0	3	3.80	43	0	0	0	0	71.2	71	29	27	6	3	24	46	0	0	.259
Lirio	1	2	5.70	6	4	0	0	0	23.2	19	15	15	4	0	7	33	0	0	.221
Lohse	9	13	4.18	31	30	0	0	0	178.2	211	85	83	22	9	44	86	4	1	.299
Mays	6	10	5.65	31	26	1	1	0	156.0	203	109	98	23	3	41	59	4	0	.318
Mulholland	0	2	4.27	49	0	0	0	0	59.0	61	30	28	6	2	17	18	3	1	.276
Nathan	7	4	2.70	69	0	0	0	43	70.0	46	22	21	5	0	22	94	2	0	.183
Radke	9	12	4.04	31	31	3	1	0	200.2	214	98	90	33	7	23	117	2	0	.272
Rincon	6	6	2.45	75	0	0	0	0	77.0	63	26	21	2	3	30	84	5	1	.224
Romero	4	3	3.47	68	0	0	0	0	57.0	50	26	22	6	6	39	48	1	1	.235
Santana	16	7	2.87	33	33	3	2	0	231.2	180	77	74	22	1	45	238	8	0	.210
Silva	9	8	3.44	27	27	2	0	0	188.1	212	83	72	25	3	9	71	0	0	.290
TOTALS	83	79	3.71	162	162	9	8	44	1464.1	1458	662	604	169	43	348	965	35	4	.261

2006 TWINS STATISTICS

Batting: (1st in A.L.)

PLAYER	AVG	G	AB	R	H	2B	3B	HR	RBI	SH	SF	HB	BB	SO	SB	CS	E	OBP
Bartlett	.309	99	333	44	103	18	2	2	32	1	5	11	22	46	10	5	13	.367
Castillo	.250	9	41	1	11	0	0	0	0	0	0	0	2	1	0	0	1	.300
Castillo	.296	142	584	84	173	22	6	3	49	9	2	1	56	58	25	11	6	.358
Cuddyer	.284	150	557	102	158	41	5	24	109	0	6	10	62	130	6	0	5	.362
Ford	.226	104	234	40	53	6	1	4	18	1	0	4	16	43	9	1	2	.287
Heintz	.000	2	1	0	0	0	0	0	0	0	0	0	0	0	0	0	0	.000
Hunter	.278	147	557	86	155	21	2	31	98	0	4	5	45	108	12	6	4	.336
Kubel	.241	73	220	23	53	8	0	8	26	2	1	0	12	45	2	0	2	.279
Mauer	.347	140	521	86	181	36	4	13	84	0	7	1	79	54	8	3	4	.429
Morneau	.321	157	592	97	190	37	1	34	130	0	11	5	53	93	3	3	8	.375
Nevin	.190	16	42	2	8	1	0	1	4	4	1	1	0	10	15	0	0	.240
Punto	.290	135	459	73	133	21	7	1	45	10	7	1	47	68	17	5	13	.352
Rabin	.286	24	49	8	14	1	0	0	0	0	0	0	2	11	0	0	2	.314
Redmond	.341	47	179	20	61	13	0	0	23	1	2	2	4	18	0	0	0	.365
Rodriguez	.235	59	115	11	27	4	0	2	6	2	1	0	14	16	0	0	2	.315
Stewart	.293	44	174	21	51	5	1	2	21	0	1	1	14	19	3	1	1	.347
Tiffie	.244	20	45	4	11	1	0	2	6	0	0	0	4	8	0	1	2	.306
Tyner	.312	62	218	29	68	5	2	0	18	0	2	1	11	18	4	2	1	.345
White	.246	99	337	32	83	17	1	7	38	0	3	4	11	54	1	1	0	.276
TOTALS	.287	162	5602	801	1608	275	34	143	754	31	55	50	490	872	101	42	84	.347

2006 TWINS STATISTICS

Pitching: (2nd in A.L.)

PITCHER	W	L	ERA	G	GS	CG	SH	SV	IP	H	R	ER	HR	HB	BB	SO	WP	BK	BAA
Baker	5	8	6.37	16	16	0	0	0	83.1	114	63	59	17	3	16	62	0	0	.324
Bonser	7	6	4.22	18	18	0	0	0	100.1	104	50	47	18	1	24	84	2	0	.267
Crain	4	5	3.52	68	0	0	0	1	76.2	79	31	30	6	2	18	60	1	0	.262
Eyre	1	0	5.31	42	0	0	0	0	59.1	75	36	35	8	6	22	26	4	0	.309
Garza	3	6	5.76	10	9	0	0	0	50.0	62	33	32	6	0	23	38	1	0	.301
Guerrero	1	0	3.36	39	1	0	0	1	69.2	78	29	26	9	0	21	37	6	0	.297
Liriano	12	3	2.16	28	16	0	0	1	121.0	89	31	29	9	1	32	144	9	1	.205
Lohse	2	5	7.07	22	8	0	0	0	63.2	80	50	50	8	6	25	46	1	1	.308
Nathan	7	0	1.58	64	0	0	0	36	68.1	38	12	12	3	1	16	95	3	0	.158
Neshek	4	2	2.19	32	0	0	0	0	37.0	23	9	9	6	0	6	53	0	0	.176
Perkins	0	0	1.59	4	0	0	0	0	5.2	3	1	1	0	0	0	6	0	0	.150
Radke	12	9	4.32	28	28	0	0	0	162.1	197	87	78	24	1	32	83	2	0	.307
Reyes	5	0	0.89	66	0	0	0	0	50.2	35	8	5	3	0	15	49	4	0	.197
Rincon	3	1	2.91	75	0	0	0	1	74.1	76	30	24	2	3	24	65	2	0	.270
Santana	19	6	2.71	34	34	1	0	0	233.2	186	79	72	24	4	47	245	4	1	.216
Silva	11	15	5.94	36	31	0	0	0	180.1	246	130	119	38	7	32	70	1	0	.324
Smith	0	0	12.00	1	1	0	0	0	3.0	5	4	4	1	1	3	1	0	0	.357
TOTALS	96	66	3.95	162		1	6	40	1439.1	1490	683	632	182	36	356	1164	40	3	.267

2007 TWINS STATISTICS

Batting: (9th in A.L.)

PLAYER	AVG	G	AB	R	H	2B	3B	HR	RBI	SH	SF	HB	BB	SO	SB	CS	E	OBP
Baker	.000	24	6	0	0	0	0	0	0	0	0	0	0	0	0	0	2	.000
Bartlett	.265	140	510	75	135	20	7	5	43	0	2	8	50	73	23	3	26	.339
Bonser	.000	31	3	0	0	0	0	0	0	2	0	0	0	1	0	0	3	.000
Buscher	.244	33	82	8	20	1	0	2	10	1	1	0	10	16	1	0	4	.323
Castilla	.222	56	189	15	42	5	1	0	9	5	1	0	9	29	11	1	10	.256
Cirillo	.261	50	153	18	40	9	2	2	21	3	2	1	15	13	2	0	3	.327
Cuddyer	.276	144	547	87	151	28	5	16	81	0	5	7	64	107	5	0	4	.356
Ford	.233	55	116	13	27	6	0	3	14	0	0	3	11	24	3	1	1	.315
Garza	.000	16	2	0	0	0	0	0	0	1	0	0	0	1	0	0	2	.000
Heintz	.250	24	56	0	14	0	0	0	7	2	0	0	3	12	0	0	0	.288
Hunter	.287	160	600	94	172	45	1	28	107	0	5	5	40	101	18	9	2	.334
Jones	.208	31	77	16	16	2	1	2	6	0	1	0	6	20	1	1	1	.262
Kubel	.213	128	418	49	114	31	2	13	68	1	5	1	41	79	5	0	2	.335
Lecroy	.150	7	20	1	3	1	0	0	0	0	0	0	0	4	0	0	1	.150
Machado	.000	0	0	0	0	0	0	0	0	0	0	0	0	0	0	0	0	.000
Mauer	.293	109	406	62	119	27	3	7	60	2	3	3	57	51	7	1	1	.382
McDonald	.100	4	10	0	1	0	0	0	0	0	0	0	1	3	0	0	0	.182
Morales	1.000	1	3	1	3	1	0	0	0	0	0	0	0	0	0	0	0	1.000
Morneau	.271	157	590	84	160	31	3	31	111	0	9	5	64	91	1	1	5	.343
Punto	.210	150	472	53	99	18	4	1	25	6	3	0	55	90	16	6	13	.291
Rabe	.194	14	31	2	6	0	0	0	2	0	0	0	0	7	0	0	0	.194
Redmond	.294	82	272	23	80	13	0	1	38	0	3	5	18	23	0	0	0	.346
Rodriguez	.219	68	155	18	34	5	1	2	12	2	2	2	12	14	1	0	4	.281
Santana	.286	33	4	2	2	1	0	0	0	0	0	0	1	0	0	0	0	.375
Silva	.000	33	4	0	0	0	0	0	0	2	0	0	0	1	0	0	0	.000
Tjerner	.286	114	304	42	87	14	2	1	22	2	1	5	16	26	8	3	1	.331
Watkins	.357	9	28	2	10	0	0	0	0	0	0	0	4	4	1	0	0	.438
White	.174	38	109	8	19	4	0	4	20	0	1	3	6	19	0	0	0	.235
TOTALS	.264	162	5522	718	1460	273	36	118	671	34	45	48	512	839	112	30	95	.330

Pitching: (4th in A.L.)

PITCHER	W	L	ERA	G	GS	CG	SH	SV	IP	H	R	ER	HR	HB	BB	SO	WP	BK	BAA
Baker	9	9	4.26	24	23	2	1	0	143.2	162	70	68	15	5	29	102	0	0	.287
Blackburn	0	2	7.71	6	0	0	0	0	11.2	19	12	10	2	0	2	8	0	0	.365
Bonser	8	12	5.10	31	30	0	0	0	173	199	108	98	27	5	65	136	3	1	.286
Calli	0	1	4.71	24	0	0	0	0	21.0	22	11	11	2	2	16	14	2	0	.265
Crain	1	2	5.51	18	0	0	0	0	16.1	19	16	10	4	1	4	10	0	1	.292
Depaula	0	1	8.55	16	0	0	0	0	20.0	30	20	19	5	3	10	8	0	0	.357
Garza	5	7	3.69	16	15	0	0	0	83.0	96	44	34	8	4	32	67	2	0	.294
Guerrero	2	4	2.23	73	0	0	0	1	88.0	71	23	9	5	21	88	6	0	0	.220
Miller	0	0	18.00	4	0	0	0	0	4.0	7	8	8	2	0	3	2	0	0	.368
Nathan	4	2	1.88	68	0	0	0	37	71.2	54	15	15	4	1	19	77	3	0	.209
Neshek	7	2	2.94	74	0	0	0	0	70.1	44	25	23	7	2	27	74	2	0	.183
Perkins	0	0	3.14	19	0	0	0	0	28.2	23	10	10	2	2	12	20	2	0	.232
Ponson	2	5	6.93	7	7	0	0	0	37.2	54	31	29	7	3	17	23	0	0	.335
Reyes	2	1	3.99	50	0	0	0	0	29.1	34	14	13	1	2	21	21	4	0	.309
Rincon	3	3	5.13	63	0	0	0	0	59.2	65	38	34	9	3	28	49	4	0	.273
Santana	15	13	3.33	33	33	1	1	0	219.0	183	88	81	33	4	52	235	7	1	.225
Silva	13	14	4.19	33	33	2	1	0	202.0	229	99	94	20	4	36	89	4	1	.287
Stowey	4	1	4.73	13	11	0	0	0	66.2	82	39	35	16	0	11	47	3	0	.288
TOTALS	79	83	4.15	162			5	8	38	1436.2	1505	663	185	51	420	1094	46	5	.268

TWINS WITH 100-PLUS RBI SEASONS

NO.	PLAYER	TOTAL (YEAR)	NO.	PLAYER	TOTAL (YEAR)
8	Harmon Killebrew	122 (1961); 126 (62); 111 (64); 110 (66); 113 (67); 140 (69); 113 (70); 119 (71)	1	Kent Hrbek	107 (1984)
4	Justin Morneau	130 (2006); 111 (07); 129 (08); 100 (09)	1	Paul Molitor	113 (1996)
3	Kirby Puckett	121 (1988); 110 (92); 112 (94)	1	Marty Cordova	111 (1996)
2	Bob Allison	105 (1961); 102 (62)	1	Corey Koskie	103 (2001)
2	Tony Oliva	101 (1969); 107 (70)	1	Michael Cuddyer	109 (2006)
2	Gary Gaetti	108 (1986); 109 (87)	1	Jason Kubel	103 (2009)
2	Torii Hunter	102 (2003); 107 (07)	1	Delmon Young	112 (2010)
1	Rod Carew	100 (1977)	1	Josh Willingham	110 (2012)
1	Larry Hise	119 (1977)	1	Eddie Rosario	109 (2019)
			1	Nelson Cruz	108 (2019)

2008 TWINS STATISTICS

Batting: (3rd in A.L.)

PLAYER	AVG	G	AB	R	H	2B	3B	HR	RBI	SH	SF	HB	BB	SO	SB	CS	E	OBP
Baker	.500	28	2	1	1	0	0	0	0	3	0	0	0	1	0	0	1	.500
Blackburn	.333	33	3	0	1	0	0	0	0	0	0	0	0	0	0	0	0	.333
Buscher	.294	70	218	29	64	9	0	4	47	0	7	0	19	42	0	2	10	.340
Casilla	.281	98	385	58	108	15	0	7	50	13	6	2	31	45	7	2	12	.333
Clark	.250	4	8	0	2	2	0	0	0	0	0	0	0	2	0	0	0	.250
Cuddyer	.249	71	249	30	62	13	4	3	36	0	0	0	5	25	40	5	1	.230
Everett	.213	48	127	19	27	6	1	2	20	6	4	1	12	15	0	0	7	.278
Gomez	.258	153	577	79	149	24	7	7	69	3	2	7	25	142	33	11	8	.296
Harris	.265	130	434	57	115	29	3	7	49	7	6	4	39	98	1	1	13	.327
Hernandez	.500	23	2	0	1	0	0	0	0	1	0	0	0	0	0	0	1	.500
Jorgensen	.000	2	1	0	0	0	0	0	0	0	0	0	0	0	0	0	0	.000
Korecky	1.000	16	1	0	1	0	0	0	0	0	0	0	0	0	0	0	0	1.000
Kubel	.272	141	463	74	126	22	5	20	78	0	7	0	47	91	0	1	3	.335
Lamb	.233	81	236	20	55	12	3	1	32	0	8	0	17	32	0	1	4	.276
Macri	.324	18	34	3	11	1	0	1	4	0	0	0	2	10	1	1	1	.361
Mauer	.328	146	536	98	176	31	4	9	85	1	11	1	84	50	1	1	3	.413
Monroe	.202	58	163	22	33	9	0	8	29	0	0	0	16	48	0	0	0	.274
Morneau	.300	163	623	97	187	47	4	23	129	0	10	3	76	85	0	1	4	.374
Perkins	.000	26	3	0	0	0	0	0	0	1	0	0	0	3	0	0	1	.000
Pridie	.000	10	4	3	0	0	0	0	0	1	0	0	1	1	0	0	1	.200
Punto	.284	99	338	43	96	19	4	2	28	5	2	0	32	57	15	6	10	.344
Redmond	.287	38	129	14	37	6	0	0	12	0	1	2	5	11	0	0	0	.321
Ruiz	.274	22	62	13	17	2	0	1	7	0	0	0	6	21	0	0	0	.338
Slowey	.250	28	8	1	2	1	0	0	2	0	0	0	0	1	0	0	1	.250
Span	.294	93	347	70	102	16	7	6	47	8	2	4	50	60	18	7	4	.387
Tolbert	.283	41	113	18	32	6	3	0	6	2	1	0	7	19	7	1	6	.322
Young	.290	152	575	80	167	28	4	10	69	1	5	7	35	105	14	5	8	.336
TOTALS	.279	163	5641	829	1572	298	49	111	791	52	72	36	529	979	102	42	108	.340

Pitching: (7th in A.L.)

PITCHER	W	L	ERA	G	GS	CG	SH	SV	IP	H	R	ER	HR	HB	BB	SO	WP	BK	BAA
Baker	11	4	3.45	28	28	0	0	0	172.1	161	66	66	20	3	42	141	6	0	.247
Bass	3	1	6.81	4	0	0	0	0	68.1	84	42	37	11	3	22	32	4	0	.303
Blackburn	11	11	4.05	33	33	0	0	0	193.1	224	102	87	23	7	39	96	2	0	.292
Bonser	3	7	5.93	47	12	0	0	0	118.1	139	87	78	16	1	36	97	6	1	.285
Breslow	0	2	1.63	42	0	0	0	1	38.2	24	9	7	0	0	14	32	4	1	.180
Crain	5	4	3.59	66	0	0	0	0	62.2	62	29	25	6	1	24	50	2	0	.257
Guardado	1	1	7.71	9	0	0	0	0	7.0	12	6	6	1	0	2	5	0	0	.387
Guerrier	6	9	5.19	76	0	0	0	1	76.1	84	47	44	12	0	37	59	2	0	.275
Hernandez	10	8	5.48	23	23	2	0	0	139.2	199	93	85	18	1	29	54	2	1	.341
Humber	0	0	4.63	5	0	0	0	0	11.2	11	6	6	4	1	5	6	0	0	.250
Korecky	2	0	4.58	16	0	0	0	0	17.2	19	9	9	2	0	8	6	0	0	.288
Liriano	6	4	3.91	14	14	0	0	0	76.0	74	40	33	7	1	32	67	3	0	.254
Milares	0	1	0.87	10	0	0	0	0	10.1	3	1	1	0	0	0	5	1	0	.088
Nathan	1	2	1.33	68	0	0	0	39	67.2	43	13	10	5	2	18	74	2	0	.178
Neshek	0	1	4.73	15	0	0	0	0	13.1	12	7	7	2	0	4	15	0	0	.240
Perkins	12	4	4.41	26	26	0	0	0	151.0	183	81	74	25	3	39	74	2	1	.301
Reyes	3	0	2.33	75	0	0	0	0	46.1	40	12	12	4	2	15	39	5	0	.235
Rincon	2	2	6.11	24	0	0	0	0	28.0	33	21	19	5	2	16	20	3	0	.292
Slowey	12	11	3.99	27	27	3	2	0	160.1	161	74	71	22	4	24	123	1	0	.260
TOTALS	88	75	4.16	163	5	10	42	1459.0	1568	745	675	183	31	406	995	45	4	.274	

2009 TWINS STATISTICS

Batting: (3rd in A.L.)

PLAYER	AVG	G	AB	R	H	2B	3B	HR	RBI	SH	SF	HB	BB	SO	SB	CS	E	OBP
Baker	.000	33	6	0	0	0	0	0	0	0	0	0	0	1	0	0	0	.000
Blackburn	.000	33	4	0	0	0	0	0	0	0	0	0	0	2	0	0	1	.000
Buscher	.235	61	136	14	32	3	1	2	12	0	1	3	24	35	0	0	1	.360
Cabrera	.289	59	242	42	70	13	3	5	36	1	6	0	11	32	2	0	11	.313
Casilla	.202	80	228	25	46	7	3	0	17	2	1	3	22	36	11	0	5	.280
Crede	.225	90	333	42	75	16	1	15	48	0	3	2	29	56	0	0	4	.289
Cuddyer	.276	153	588	93	162	34	7	32	94	0	2	6	54	118	6	1	6	.342
Gomez	.229	137	315	51	72	15	5	3	28	7	1	4	22	72	14	7	1	.287
Harris	.261	123	414	44	108	22	1	6	37	1	6	3	29	78	0	2	12	.310
Huber	.500	1	2	0	1	0	0	0	0	0	0	0	0	0	0	0	0	.500
Keppel	.000	37	0	0	0	0	0	0	0	0	0	0	0	1	0	0	0	1.000
Kubel	.300	146	514	73	154	35	2	28	103	0	5	3	56	106	1	1	0	.369
Liriano	.000	29	5	0	0	0	0	0	0	1	0	0	0	3	0	0	0	.000
Mauer	.365	138	523	94	191	30	1	28	96	0	5	2	76	63	4	1	3	.444
Morales	.311	54	119	14	37	6	0	0	7	0	1	0	14	22	0	0	3	.381
Morneau	.274	135	508	85	139	31	1	30	100	0	7	3	72	86	0	0	3	.363
Pavano	.000	12	0	0	0	0	0	0	0	0	0	0	0	0	0	0	0	.000
Punto	.228	125	359	56	82	15	1	1	38	13	6	1	61	70	16	3	7	.337
Redmond	.237	45	135	9	32	5	1	0	0	0	0	1	11	19	0	0	0	.299
Slowey	.000	16	3	0	0	0	0	0	0	1	0	0	0	1	0	0	0	.000
Span	.311	145	578	97	180	16	10	8	68	12	6	10	70	89	23	10	5	.392
Tolbert	.232	71	198	28	46	7	1	2	19	10	2	0	21	37	6	2	4	.303
Young	.284	108	395	50	112	16	2	12	60	0	5	4	12	92	2	5	5	.308
TOTALS	.274	163	5608	817	1539	271	40	172	770	51	57	45	585	1021	85	32	76	.345

DID YOU Know?

...that the Twins club record for consecutive wins against a given opponent is 17, set against Boston between June 2, 1965 and May 7, 1966. They beat the Red Sox 15 straight times in 1965 and twice more to begin the 1966 season before losing in the first game of a doubleheader May 8, 1966.

2009 TWINS STATISTICS

Pitching: (11th in A.L.)

PITCHER	W	L	ERA	G	GS	CG	SH	SV	IP	H	R	ER	HR	HB	BB	SO	WP	BK	BAA		
Baker	15	9	4.37	33	33	1	1	0	200.0	190	99	97	28	4	48	162	4	0	.247		
Blackburn	11	11	4.03	33	33	3	0	0	205.2	240	103	92	25	3	41	98	2	0	.290		
Crain	7	4	4.70	56	0	0	0	0	51.2	48	28	27	3	5	27	43	1	1	.250		
Duensing	5	2	3.64	24	9	0	0	0	84.0	84	37	34	7	3	31	53	1	0	.263		
Gabino	0	0	17.18	2	1	0	0	0	3.2	9	7	7	1	0	5	2	0	0	.450		
Guerrier	5	1	2.86	79	0	0	0	1	76.1	58	23	20	10	4	16	47	0	0	.207		
Henn	0	3	7.15	14	0	0	0	0	11.1	9	9	9	9	1	8	9	0	0	.225		
Keppel	1	1	4.83	37	0	0	0	0	54.0	63	30	29	4	5	21	32	2	0	.297		
Liriano	5	13	5.80	29	24	0	0	0	136.2	147	93	88	21	6	65	122	5	1	.279		
Mahay	1	0	2.00	16	0	0	0	0	9.0	7	3	2	1	2	3	8	1	0	.206		
Manship	1	1	5.68	11	5	0	0	0	31.2	39	21	20	4	1	15	21	2	0	.310		
Mujares	2	2	2.34	71	0	0	0	0	61.2	50	17	16	7	2	23	55	0	0	.224		
Monillo	0	0	22.50	3	0	0	0	0	2.0	3	5	5	1	0	3	1	0	0	.333		
Mulvey	0	0	27.00	2	0	0	0	0	1.1	6	4	4	4	0	0	0	0	1	.600		
Nathan	2	2	2.10	70	0	0	0	47	68.2	42	16	16	7	2	22	89	4	0	.171		
Pavano	5	4	4.64	12	12	0	0	0	73.2	85	39	38	7	3	16	59	1	0	.284		
Rauch	5	1	1.72	17	0	0	0	0	15.2	13	3	3	1	1	6	14	0	0	.245		
Slowey	10	3	4.86	16	16	0	0	0	90.2	113	50	49	15	5	15	75	3	0	.309		
TOTALS	87	76	4.50	163		4	7	48	1453.0	1542	76	5	72	6	185	58	466	1052	43	3	.272

2010 TWINS STATISTICS

Batting: (3rd in A.L.)

PLAYER	AVG	G	AB	R	H	2B	3B	HR	RBI	SH	SF	BB	SO	SB	CS	E	OBP
Baker	.000	29	3	0	0	0	0	0	0	0	0	0	2	0	0	1	.000
Blackburn	.000	28	1	0	0	0	0	0	0	0	0	0	0	0	0	2	.000
Butera	.197	49	142	12	28	6	1	2	13	3	2	4	25	0	0	5	.237
Casilla	.276	69	152	26	42	7	4	1	20	4	1	0	13	17	6	1	.331
Crain	.000	71	1	0	0	0	0	0	0	0	0	0	1	0	0	1	.000
Cuddyer	.271	157	609	93	165	37	5	14	81	0	4	4	58	93	7	3	.336
Duensing	.000	53	1	0	0	0	0	0	0	0	0	0	1	0	0	0	.000
Hardy	.268	101	340	44	91	19	3	6	38	3	4	0	28	54	1	11	.320
Hudson	.268	126	497	80	133	24	5	6	37	5	3	4	50	87	10	3	.338
Hughes	.286	2	7	1	2	0	0	0	0	0	0	0	3	0	1	0	.286
Kubel	.249	143	518	68	129	23	3	21	92	0	5	3	56	116	0	5	.323
Liriano	.000	31	2	0	0	0	0	0	0	0	0	0	0	0	1	0	.000
Manship	.000	13	1	0	0	0	0	0	0	0	0	0	1	0	0	0	.000
Mauer	.327	137	510	88	167	43	1	9	75	0	6	3	65	53	1	4	.402
Morales	.194	19	36	4	7	2	0	0	7	0	2	0	6	14	0	0	.295
Morneau	.345	81	296	53	102	25	1	18	56	0	2	0	50	62	0	1	.437
Pavano	.500	32	6	0	3	0	0	0	0	2	0	0	2	0	0	0	.500
Plouffe	.146	22	41	7	6	1	0	2	6	2	1	0	14	0	0	1	.143
Punto	.238	88	252	24	60	11	1	1	20	4	3	1	28	50	6	2	.313
Ramos	.296	7	27	2	8	3	0	0	1	0	0	1	0	3	0	0	.321
Rauch	.000	59	0	0	0	0	0	0	0	1	0	0	0	0	0	0	.000
Repetto	.228	58	127	19	29	6	0	3	9	1	0	5	13	38	3	2	.324
Rivera	.179	13	28	1	5	0	0	0	2	0	0	2	5	0	1	1	.233
Slowey	.000	31	2	0	0	0	0	0	0	0	1	0	0	0	0	2	.000
Span	.264	153	629	85	166	24	10	3	58	10	2	4	60	74	26	4	.331
Thome	.283	108	276	48	78	16	2	25	59	0	2	2	60	82	0	0	.412
Tolbert	.230	48	87	8	20	4	3	1	18	1	3	0	9	18	1	1	.293
Valencia	.311	85	299	30	93	18	1	7	40	0	3	0	20	46	2	0	.351
Young	.298	153	570	77	170	46	1	21	112	0	9	6	28	81	5	4	.333
TOTALS	.274	163	5608	817	1539	271	40	172	770	51	57	45	585	1021	85	32	.345

Pitching: (5th in A.L.)

PITCHER	W	L	ERA	G	GS	CG	SH	SV	IP	H	R	ER	HR	HB	BB	SO	WP	BK	BAA			
Baker	12	9	4.49	29	29	0	0	0	170.1	186	87	85	23	6	43	148	7	0	.277			
Blackburn	10	12	5.42	28	26	1	0	0	161.0	194	101	97	25	4	40	68	3	1	.302			
Burnett	2	2	5.29	41	0	0	0	0	47.2	52	28	28	6	2	23	37	2	2	.287			
Capps	2	0	2.00	27	0	0	0	16	27.0	24	7	6	1	0	8	21	1	0	.247			
Crain	1	1	3.04	71	0	0	0	1	68.0	53	27	23	5	1	27	62	3	0	.215			
Delaney	0	0	9.00	1	0	0	0	0	1.0	2	1	1	1	0	1	0	0	0	.500			
Duensing	10	3	2.62	53	13	1	1	0	130.2	122	42	38	11	3	35	78	1	0	.247			
Flores	0	0	4.91	11	0	0	0	0	3.2	10	2	2	2	0	2	2	0	0	.500			
Fox	0	0	3.18	1	1	0	0	0	5.2	4	2	2	0	0	1	0	0	0	.211			
Fuentes	0	0	0.00	9	0	0	0	1	9.2	3	0	0	0	0	1	2	8	1	.094			
Guerrier	5	7	3.17	74	0	0	0	1	71.0	56	28	25	7	3	22	42	2	0	.219			
Liriano	14	10	3.62	31	31	0	0	0	191.2	184	77	77	9	10	58	201	10	1	.252			
Mahay	1	1	3.44	41	0	0	0	0	34.0	33	15	13	5	0	8	25	1	0	.252			
Manship	2	1	5.28	13	1	0	0	0	29.0	34	20	17	3	0	6	21	0	0	.293			
Mujares	1	1	3.31	47	0	0	0	0	32.2	34	14	12	4	1	9	28	1	0	.268			
Neshek	0	1	5.00	11	0	0	0	0	9.0	7	5	5	1	1	8	9	0	0	.206			
Pavano	17	11	3.75	32	32	7	2	0	221.0	227	95	92	24	6	37	117	4	0	.266			
Perkins	1	1	5.82	13	1	0	0	0	21.2	29	16	14	3	4	5	14	0	0	.337			
Rauch	3	1	3.12	59	0	0	0	21	57.2	61	20	20	3	1	14	46	1	0	.268			
Slama	0	1	7.71	5	0	0	0	0	4.2	6	4	4	1	0	5	5	1	0	.300			
Slowey	13	6	4.45	30	28	0	0	0	155.2	172	80	77	21	4	29	116	3	0	.280			
TOTALS	94	68	3.95	162			9	13	40	1452.2	1493	67	1	63	8	155	47	383	1048	41	4	.266

DID YOU Know?

...that five Minnesota Twins have won American League Rookie of the Year honors. Tony Oliva (1964), Rod Carew (1967), John Castino (1979), Chuck Knoblauch (1991) and Marty Cordova (1995) have each been named the league's top first-year performer.

2011 TWINS STATISTICS

Batting: (11th in A.L.)

PLAYER	AVG	G	AB	R	H	2B	3B	HR	RBI	SH	SF	HB	BB	SO	SB	CS	E	OBP
Baker	.400	23	5	0	2	1	0	0	0	0	0	0	0	1	0	0	0	.400
Benson	.239	21	71	3	17	6	1	0	2	0	0	0	3	21	2	2	2	.270
Blackburn	.000	26	2	0	0	0	0	0	0	0	0	0	0	0	0	0	2	.000
Butera	.167	93	234	19	39	9	1	2	23	6	1	2	11	42	0	0	5	.210
Casilla	.260	37	323	52	84	21	4	2	21	8	3	3	28	45	15	4	11	.322
Cuddyer	.284	139	529	70	150	29	2	20	70	0	3	4	48	95	11	1	7	.346
Dinkelmann	.301	23	73	5	22	1	0	0	4	0	0	1	4	12	2	0	0	.346
Duensing	.000	33	4	0	0	0	0	0	0	0	0	0	0	2	0	0	4	.000
Holm	.118	6	17	1	2	1	0	0	0	0	0	0	1	4	0	0	0	.167
Hughes	.223	96	287	31	64	12	0	7	30	2	1	3	24	79	3	2	5	.289
Kubel	.273	99	366	37	100	21	1	12	58	0	2	1	32	86	1	1	1	.332
Liriano	.500	26	2	0	1	0	0	0	0	1	0	0	0	1	0	0	0	.667
Mauer	.287	82	296	38	85	15	0	3	30	0	2	3	32	38	0	0	5	.360
Morneau	.227	69	264	19	60	16	0	4	30	0	2	3	19	44	0	0	1	.285
Nishioka	.226	68	221	14	50	5	0	0	19	3	0	1	15	43	2	4	12	.278
Parmelee	.355	21	76	8	27	6	0	0	4	14	0	0	0	12	13	0	0	.443
Pavano	.000	33	6	0	0	0	0	0	0	0	0	0	0	4	0	0	2	.000
Ploutte	.238	81	286	47	68	18	1	8	33	2	3	4	25	71	3	3	12	.305
Replko	.226	67	133	21	30	2	0	2	11	3	0	2	6	38	7	2	1	.270
Revere	.267	117	450	56	120	9	5	0	30	3	0	2	26	41	34	9	7	.310
Rivera	.144	45	104	9	15	3	0	1	5	0	1	1	8	32	0	0	3	.211
Span	.264	70	284	37	75	11	5	2	16	0	0	0	27	36	6	1	1	.328
Thome	.243	71	206	21	50	12	0	12	40	0	1	0	35	69	0	0	0	.351
Tolbert	.198	87	207	22	41	10	2	0	11	4	0	4	11	31	3	2	6	.252
Tosoni	.203	60	172	20	35	7	1	5	22	0	0	3	14	42	0	2	3	.275
Valencia	.246	154	564	63	139	28	2	15	72	0	4	0	40	102	2	6	18	.294
Young	.266	84	305	26	81	16	0	4	32	0	2	0	18	55	1	0	5	.305
TOTALS	.247	162	5487	619	1357	259	25	103	572	31	25	37	440	1048	92	39	119	.306

Pitching: (13th in A.L.)

PITCHER	W	L	ERA	G	GS	CG	SH	SV	IP	H	R	ER	HR	HB	BB	SO	WP	BK	BAA
Baker	8	6	3.14	23	21	1	0	0	134.2	126	50	47	15	4	32	123	4	0	.248
Blackburn	7	10	4.49	26	26	1	0	0	148.1	183	91	74	19	4	54	76	5	0	.305
Burnett	2	9	5.51	66	0	0	0	0	50.2	50	32	31	4	8	21	33	2	0	.263
Capps	4	7	4.25	69	0	0	0	15	65.2	66	31	31	10	4	13	34	1	0	.262
Cuddyer	0	0	0.00	1	0	0	0	0	1.0	2	0	0	0	0	1	0	0	0	.400
Diamond	1	5	5.08	7	7	0	0	0	39.0	51	25	22	3	0	17	19	3	0	.317
Duensing	9	14	5.23	32	28	1	1	0	161.2	193	102	94	21	1	52	115	3	0	.299
Dumatrait	1	3	3.92	45	0	0	0	1	41.1	45	22	18	7	1	25	29	2	0	.276
Hacker	0	0	0.00	2	0	0	0	0	5.1	4	1	0	0	0	4	2	0	0	.235
Hendricks	0	2	6.17	4	4	0	0	0	23.1	29	16	16	3	0	6	16	1	0	.312
Heys	1	2	3.47	26	0	0	0	0	24.2	34	20	15	4	0	13	14	0	0	.330
Hughes	1	0	3.95	15	0	0	0	0	12.2	19	14	14	4	1	8	11	0	0	.365
James	0	0	6.10	8	0	0	0	0	10.1	12	7	7	1	0	4	8	0	2	.293
Liriano	9	10	5.09	26	24	1	1	0	134.1	125	81	76	14	7	75	112	9	0	.249
Manship	0	0	8.10	5	0	0	0	0	3.1	5	3	3	0	0	4	2	0	0	.385
Mijares	0	2	4.59	58	0	0	0	0	49.0	53	31	25	4	3	30	30	1	0	.275
Nathan	2	1	4.84	48	0	0	0	14	44.2	38	26	24	7	3	14	43	3	0	.222
Oliveros	0	0	4.05	10	0	0	0	0	13.1	13	6	6	0	0	7	9	0	0	.277
Pavano	9	13	4.30	33	33	3	1	0	222.0	262	123	106	23	8	40	102	4	2	.294
Perkins	4	4	2.48	65	0	0	0	2	61.2	55	19	17	2	1	21	65	3	0	.244
Slama	0	0	0.00	2	0	0	0	0	2.1	0	0	0	0	0	2	3	1	0	.000
Slowey	0	8	6.67	14	8	0	0	0	59.1	78	44	44	10	3	5	34	0	0	.321
Swarzak	4	7	4.32	27	11	0	0	0	102.0	111	53	49	9	6	26	55	3	1	.275
Waldrop	1	0	5.73	7	0	0	0	0	11.0	10	7	7	1	0	6	5	1	0	.233
TOTALS	63	99	4.58	162	7	8	32	1421.2	1564	804	724	161	54	480	940	47	5	281	

2012 TWINS STATISTICS

Batting: (7th in A.L.)

PLAYER	AVG	G	AB	R	H	2B	3B	HR	RBI	SH	SF	HB	BB	SO	SB	CS	E	OBP
Burroughs	.118	10	17	0	2	1	0	0	1	0	0	0	1	3	0	0	0	.167
Butera	.198	42	111	7	22	6	0	1	5	0	0	2	9	26	0	0	1	.270
Carroll	.268	138	470	65	126	18	1	1	40	7	4	4	52	65	9	5	12	.343
Carson	.227	26	66	3	15	1	0	0	4	0	1	0	2	21	0	0	0	.246
Casilla	.241	106	299	33	72	17	2	1	30	3	5	3	16	52	21	1	9	.282
Doumit	.275	134	484	56	133	34	1	18	75	0	8	7	29	98	0	5	5	.320
Dozer	.234	84	316	33	74	11	1	6	33	4	3	1	16	58	9	2	15	.271
Escobar	.227	14	44	4	10	0	0	0	5	1	1	1	2	8	0	0	0	.271
Florimon	.219	43	137	16	30	5	2	1	10	3	0	0	10	30	3	1	7	.272
Herrmann	.056	7	18	0	1	0	0	0	1	0	0	0	1	5	0	0	0	.105
Hughes	.200	4	10	0	2	0	0	0	2	0	1	0	0	4	1	0	1	.182
Komatsu	.219	15	32	2	7	0	0	0	1	0	1	0	4	3	0	0	1	.297
Mastrolanni	.252	77	163	22	41	3	2	3	17	3	1	1	18	45	21	3	3	.328
Mauer	.319	147	545	81	174	31	4	10	85	1	3	2	90	88	8	4	5	.416
Morneau	.267	134	505	63	135	26	2	19	77	0	10	6	49	102	1	0	6	.333
Nishioka	.000	3	12	0	0	0	0	0	1	0	1	0	1	1	0	0	2	.071
Parmelee	.229	64	192	18	44	10	2	5	20	0	1	4	13	52	0	0	2	.290
Ploutte	.235	119	422	56	99	19	1	24	55	0	2	4	37	92	0	3	19	.301
Revere	.294	124	511	70	150	13	6	0	32	6	4	3	29	54	40	9	0	.333
Span	.283	128	516	71	146	38	4	4	41	4	1	0	47	62	17	6	4	.342
Thomas	.143	12	28	2	4	1	0	1	4	0	0	0	1	16	0	0	0	.172
Valencia	.198	34	126	13	25	6	1	2	17	0	3	0	3	32	0	1	4	.212
Willingham	.260	145	519	85	135	30	1	35	110	0	6	14	76	141	3	2	4	.366
TOTALS	.260	162	5562	701	1448	270	30	131	667	33	56	53	505	1069	135	37	107	.325

DID YOU Know?

...to determine a team's 'magic number' in the pennant race, compute the number of games remaining, add one, then subtract the number of games ahead in the loss column of the standings of the closest opponent.

2012 TWINS STATISTICS

Pitching: (13th in A.L.)

PITCHER	W	L	ERA	G	GS	CG	SH	SV	IP	H	R	ER	HR	HB	BB	SO	WP	BK	BAA
Blackburn	4	9	7.39	19	19	0	0	0	98.2	143	81	81	23	1	26	42	2	0	.340
Burnett	4	4	3.52	67	0	0	0	0	71.2	71	33	28	4	3	26	36	6	0	.257
Burton	3	2	2.18	64	0	0	0	5	62.0	41	21	15	5	5	16	55	0	0	.186
Butera	0	0	0.00	1	0	0	0	0	1.0	0	0	0	0	0	1	1	1	0	.000
Cappas	1	4	3.68	30	0	0	0	14	29.1	28	13	12	5	0	4	18	3	0	.241
DeJong	6	5	4.44	15	15	0	0	0	79.0	69	40	39	10	5	53	57	5	0	.241
De Vries	5	5	4.11	17	16	0	0	0	87.2	88	48	40	16	4	18	58	1	0	.252
Diamond	12	9	3.54	27	27	1	1	0	173.0	184	76	68	17	4	31	90	10	0	.274
Duensing	4	12	5.12	55	11	0	0	0	109.0	126	71	62	10	2	27	69	5	0	.288
Fien	2	1	2.06	35	0	0	0	0	35.0	25	9	8	3	1	9	32	0	0	.195
Gray	6	1	5.71	49	0	0	0	0	52.0	58	34	33	9	4	22	26	5	1	.278
Hendriks	1	8	5.59	16	16	1	0	0	85.1	106	61	53	17	4	26	50	4	0	.305
Liriano	3	10	5.31	22	17	0	0	0	100.0	89	63	59	12	4	55	109	6	1	.239
Maloney	1	0	0	18	9	0	0	0	11.0	17	10	10	2	1	1	5	0	0	.347
Manship	0	0	7.89	12	0	0	0	0	21.2	29	19	19	4	1	7	12	0	0	.326
Marguis	2	4	8.47	7	7	0	0	0	34.0	52	33	32	9	3	14	12	1	0	.371
Oliveros	0	0	5.40	11	11	0	0	0	12.2	1	1	0	0	0	1	1	0	0	.167
Pavano	2	5	6.00	11	11	0	0	0	63.0	80	46	42	9	2	8	35	0	0	.313
Perdomo	0	0	3.18	15	0	0	0	0	17.0	15	8	6	0	2	12	8	1	0	.238
Perkins	3	1	2.56	70	0	0	0	16	70.1	57	25	20	8	3	16	78	3	0	.222
Robertson	2	2	5.40	40	0	0	0	0	25.0	21	16	15	4	1	14	26	1	0	.223
Swarzak	3	6	5.03	44	5	0	0	0	96.2	106	57	54	15	0	31	62	3	0	.284
Vasquez	0	2	5.68	6	6	0	0	0	31.2	32	20	20	2	1	19	14	1	0	.274
Waldrop	0	1	2.53	17	0	0	0	0	21.1	27	6	6	2	3	6	7	1	0	.318
Walters	2	5	5.69	12	12	1	0	0	61.2	71	41	39	12	3	22	42	1	0	.291
TOTALS	66	96	4.77	162	3	6	35		1438.2	1536	832	762	198	57	465	943	60	2	.274

2013 TWINS STATISTICS

Batting: (13th in A.L.)

PLAYER	AVG	AB	R	H	2B	3B	HR	RBI	SH	SF	HB	BB	SO	SB	CS	E	OBP	
Arcia	.251	97	351	34	88	17	2	14	43	0	4	23	117	1	2	2	.304	
Bernier	.226	33	53	9	12	3	0	0	5	2	0	1	8	15	2	1	.0	.339
Butera	.000	2	3	0	0	0	0	0	0	0	0	0	1	0	0	0	.000	
Carroll	.230	59	191	21	44	6	0	0	9	1	0	1	13	35	2	0	.283	
Colabello	.194	55	160	14	31	3	0	7	17	0	0	1	20	58	0	1	.287	
Doumit	.247	135	485	49	120	28	1	14	55	0	4	1	48	95	1	0	.314	
Dozier	.244	147	558	72	136	33	4	18	66	3	4	6	51	120	14	7	.312	
Escobar	.236	66	165	23	39	5	2	3	10	2	1	0	11	34	0	2	.282	
Florimon	.221	134	403	44	89	17	0	9	44	5	3	2	33	115	15	6	.281	
Fryer	.385	6	13	2	5	1	0	1	4	0	0	0	3	3	0	0	.500	
Herrmann	.204	57	157	16	32	7	0	4	18	3	0	0	18	49	0	1	.286	
Hicks	.192	81	281	37	54	11	3	8	27	4	2	2	24	84	9	3	.259	
Mastroianni	.185	30	65	5	12	2	0	0	5	3	1	1	3	23	2	1	.0	.229
Mauer	.324	113	445	62	144	35	0	11	47	0	2	0	61	89	0	1	.3	.404
Morneau	.259	127	495	56	128	32	0	17	74	0	5	6	37	98	0	0	.3	.315
Parmedee	.228	101	294	21	67	13	0	8	24	0	3	33	81	1	1	2	.309	
Pinto	.342	21	76	10	26	5	0	4	12	0	0	1	6	22	0	2	.398	
Pouffe	.254	129	477	44	121	22	1	14	52	1	4	6	34	112	2	1	.3	.309
Presley	.283	28	113	9	32	4	1	1	11	0	0	1	8	21	1	3	.0	.336
Ramirez	.272	35	81	5	22	6	1	0	6	0	1	1	3	23	0	0	.3	.302
Thomas	.214	92	290	39	62	15	0	4	13	1	0	1	30	92	1	3	.290	
Willingham	.208	111	389	42	81	20	0	14	48	0	2	14	66	128	1	0	1	.342
TOTALS	.242	162	5564	614	1346	285	15	151	590	29	32	52	533	1430	52	33	81	.312

Pitching: (14th in A.L.)

PITCHER	W	L	ERA	G	GS	CG	SH	SV	IP	H	R	ER	HR	HB	BB	SO	WP	BK	AVG
Albers	2	5	4.05	10	10	1	1	0	60.0	64	34	27	6	2	7	25	0	1	.271
Burton	2	9	3.82	71	0	0	0	2	66.0	61	29	28	6	5	22	61	2	0	.242
Carroll	0	0	0.00	1	0	0	0	0	1.0	0	0	0	0	0	0	0	0	0	.000
Correia	9	13	4.18	31	31	0	0	0	185.1	218	89	86	24	2	45	101	2	0	.297
DeJong	8	8	3.83	18	18	0	0	0	108.0	105	48	46	7	9	41	67	8	2	.255
De Vries	0	2	10.80	4	2	0	0	0	15.0	22	18	18	6	0	9	12	0	0	.333
Diamond	6	13	5.43	24	24	0	0	0	131.0	163	88	79	21	1	36	52	5	0	.306
Duensing	6	2	3.98	73	0	0	0	1	61.0	68	28	27	4	2	22	56	6	0	.283
Fien	5	2	3.92	73	0	0	0	0	62.0	51	28	27	9	0	12	73	2	0	.225
Gibson	2	4	6.53	10	10	0	0	0	51.0	69	38	37	7	5	20	29	4	0	.327
Hendriks	1	3	6.85	10	8	0	0	0	47.1	67	39	36	10	3	14	34	1	0	.327
Hernandez	3	3	6.83	14	12	0	0	0	56.2	80	43	43	10	23	1	29	1	1	.338
Martins	0	1	5.59	6	0	0	0	0	9.2	6	6	6	3	0	4	7	0	0	.171
Peltrey	5	13	5.19	29	29	0	0	0	152.2	184	92	88	13	6	53	101	1	0	.300
Perkins	2	0	2.30	61	0	0	0	36	62.2	43	16	16	5	3	15	77	0	0	.196
Presly	3	3	3.87	49	0	0	0	0	76.2	71	37	33	5	0	27	49	2	0	.251
Robertson	0	0	4.00	2	0	0	0	0	1.0	1	1	1	0	0	0	2	0	0	.250
Roenicke	3	0	3.45	63	0	0	0	0	62.0	63	31	30	6	1	36	45	1	0	.263
Swarzak	3	2	2.91	48	0	0	0	0	96.0	89	33	31	7	1	22	69	1	0	.249
Thielbar	3	2	1.76	49	0	0	0	0	46.0	24	11	9	4	0	14	39	1	0	.154
Tonkin	0	0	0.79	9	0	0	0	0	11.1	9	6	1	0	0	3	10	1	0	.205
Walters	2	5	5.95	8	8	0	0	0	39.1	51	30	26	5	1	18	22	0	0	.311
Worley	1	5	7.21	10	10	0	0	0	48.2	82	43	39	9	3	15	25	1	0	.381
TOTALS	66	96	4.55	162	162	1	7	40	1450.1	1591	788	733	168	44	458	985	50	4	.280

DID YOU Know?

...that Minnesota's Tony Oliva hit the first home run by a designated hitter in American League history. He went deep off Catfish Hunter, April 6, 1973 at Oakland.

2014 TWINS STATISTICS

Batting: (7th in A.L.)

PLAYER	AVG	G	AB	R	H	2B	3B	HR	RBI	SH	SF	HB	BB	SO	SB	CS	E	OBP
Arcia	.231	103	372	46	86	16	3	20	57	0	1	6	31	127	1	2	5	.300
Bartlett	.000	3	3	3	0	0	0	0	0	0	0	1	0	3	0	0	0	.250
Bernier	.286	7	7	2	2	0	0	0	0	0	0	1	1	2	0	0	0	.444
Colabello	.229	59	205	17	47	13	0	6	39	0	0	1	14	66	0	2	3	.282
Dozier	.242	156	598	112	145	33	1	23	71	3	8	9	89	129	21	7	15	.345
Escobar	.215	133	433	52	119	35	2	6	30	4	2	2	24	83	1	1	9	.315
Florimon	.092	33	76	7	7	1	1	0	1	2	0	0	8	22	6	0	2	.179
Fryer	.213	28	75	11	16	4	0	1	5	0	0	1	5	15	1	0	1	.272
Fuld	.274	53	164	15	45	10	0	1	17	3	2	0	26	29	12	3	2	.370
Herrmann	.213	33	75	8	16	3	0	0	4	0	0	0	4	17	1	0	1	.253
Hicks	.215	69	186	22	40	8	0	1	18	2	1	0	36	56	4	3	2	.341
Kubel	.224	45	156	12	35	6	1	1	13	0	0	1	19	59	1	0	0	.313
Mastroianni	.000	7	11	3	0	0	0	0	0	0	0	0	1	5	1	0	0	.083
Mauer	.277	120	455	60	126	27	2	4	55	0	2	1	60	96	3	0	3	.361
Morales	.234	39	154	12	36	11	0	1	18	0	2	0	6	27	0	0	0	.259
Nunez	.250	72	204	26	51	7	4	4	24	3	0	1	5	31	9	3	7	.307
Parmelee	.256	87	250	27	64	11	0	7	28	0	1	2	17	64	0	3	2	.307
Pinto	.219	57	169	25	37	8	0	7	18	0	3	1	24	50	0	0	5	.315
Plouffe	.258	136	520	69	134	40	2	14	80	0	5	4	53	109	2	1	14	.328
Polanco	.333	5	6	2	2	1	1	0	3	0	0	0	2	2	0	0	0	.500
Santana	.319	101	405	70	125	27	7	7	40	2	1	3	19	98	20	4	6	.353
Schafer	.285	41	130	17	37	5	1	1	13	5	0	0	12	28	15	5	2	.345
Suzuki	.288	131	452	37	130	34	0	3	61	1	7	9	34	46	0	1	4	.345
Vargas	.274	53	215	26	59	10	1	9	38	0	4	3	12	63	0	0	3	.316
Willingham	.210	68	224	34	47	5	1	12	34	0	5	7	42	78	1	0	0	.345
TOTALS	.254	162	5567	715	1412	316	27	128	675	25	44	53	544	1329	99	36	97	.324

Pitching: (T13th in A.L.)

PITCHER	W	L	ERA	G	GS	CG	SH	SV	IP	H	R	ER	HR	HB	BB	SO	WP	BK	AVG
Achter	1	0	3.27	7	0	0	0	0	11.0	14	7	4	2	0	3	5	0	0	.304
Burton	3	5	3.36	68	0	0	0	0	64.0	58	34	31	3	25	46	3	0	0	.241
Correa	3	13	4.94	23	0	0	0	0	129.1	157	76	71	13	5	32	61	3	1	.297
Darnell	0	2	7.13	7	4	0	0	0	24.0	31	20	19	5	1	8	22	0	0	.307
Deduno	2	5	4.60	30	8	0	0	0	92.0	92	49	47	9	10	41	74	8	3	.261
Duensing	3	3	3.31	62	0	0	0	0	54.1	52	20	20	6	1	20	33	2	0	.254
Fien	5	6	3.98	73	0	0	0	1	63.1	64	29	28	7	0	10	51	2	0	.262
Gibson	13	12	4.47	31	31	0	0	0	179.1	178	91	89	12	2	57	107	11	0	.258
Guerrier	0	1	3.86	27	0	0	0	0	28.0	30	12	12	1	1	10	12	3	0	.273
Hughes	16	10	3.52	32	32	1	0	0	209.2	221	88	82	16	5	16	186	1	0	.268
May	3	6	7.88	10	9	0	0	0	45.2	59	41	40	7	2	22	44	3	0	.314
Milnes	6	4	4.19	22	21	0	0	0	118.0	128	63	55	16	5	37	75	0	0	.278
Nolasco	6	12	5.38	27	27	1	0	0	159.0	203	96	95	22	5	38	115	5	0	.316
Oliveros	0	3	7.11	7	0	0	0	0	6.1	6	5	5	2	0	3	5	2	0	.261
Pelfrey	0	3	3.98	5	0	0	0	0	23.2	29	23	21	5	2	18	10	1	0	.305
Perkins	4	3	3.65	63	0	0	0	34	61.2	62	29	25	7	2	11	66	3	0	.258
Pino	2	5	5.07	11	11	0	0	0	60.1	66	37	34	8	1	14	50	2	0	.278
Presly	2	0	2.86	25	0	0	0	0	28.1	30	10	9	3	1	8	14	1	0	.278
Swarzak	3	2	4.60	50	4	0	0	0	86.0	100	48	44	5	0	28	47	0	2	.288
Thielbar	2	1	3.40	54	0	0	0	0	47.2	51	19	18	3	1	16	35	0	0	.280
Thompson	0	0	2.45	7	0	0	0	0	7.1	8	2	2	0	0	2	6	0	0	.286
Tonkin	0	0	4.74	25	0	0	0	0	19.0	23	13	10	2	2	6	16	1	0	.380
TOTALS	70	92	4.57	162	162	2	7	38	1435.0	1588	777	728	147	45	408	1031	50	6	.287

2015 TWINS STATISTICS

Batting: (14th in A.L.)

PLAYER	AVG	G	AB	R	H	2B	3B	HR	RBI	SH	SF	HB	BB	SO	SB	CS	E	OBP
Arcia	.276	19	58	6	16	0	0	2	8	0	1	2	4	15	0	0	1	.338
Bernier	.200	4	5	1	1	1	0	0	2	0	0	0	1	3	0	0	0	.333
Buxton	.209	46	129	16	27	7	1	2	6	2	0	1	6	44	2	2	0	.250
Dozier	.236	157	628	101	148	39	4	28	77	0	8	7	61	148	12	4	8	.307
Escobar	.262	127	409	48	107	31	4	12	58	2	5	2	28	86	2	3	6	.309
Fryer	.227	15	22	2	5	2	0	0	2	0	0	0	5	11	0	0	1	.370
Herrmann	.146	45	103	13	15	5	1	2	10	1	0	2	7	37	0	0	3	.214
Hicks	.256	97	352	48	90	11	3	11	33	0	2	2	34	66	13	3	1	.323
Hunter	.240	139	521	67	125	22	0	22	81	0	5	6	35	105	2	5	5	.293
Kepler	.143	3	7	0	1	0	0	0	0	0	0	0	0	3	0	0	0	.143
Mauer	.265	158	592	69	157	34	2	10	66	1	5	1	67	112	2	1	5	.338
Nunez	.282	72	188	23	53	14	1	4	29	2	1	12	29	8	4	2	.327	
Polanco	.300	4	10	1	3	0	0	0	0	0	0	0	2	1	0	2	.417	
Plouffe	.244	152	573	74	140	35	4	22	86	1	4	4	50	124	2	1	12	.307
Robinson	.250	83	180	28	45	7	3	0	16	3	1	1	12	29	6	1	1	.298
Rosario	.267	122	453	60	121	18	15	13	50	3	3	0	15	118	11	6	7	.289
Sano	.269	80	279	46	75	17	1	18	52	0	2	1	53	119	1	1	0	.385
Santana	.215	91	261	30	56	10	5	0	21	7	0	3	6	68	8	4	16	.241
Schafer	.217	27	69	9	15	3	0	0	5	2	0	0	3	23	0	3	1	.250
Suzuki	.240	131	433	36	104	17	0	5	50	6	4	7	29	59	0	0	3	.296
Vargas	.240	58	175	18	42	4	0	5	17	0	0	0	9	54	0	0	0	.277
TOTALS	.247	162	5467	696	1349	277	44	156	661	30	41	40	439	1264	70	38	86	.305

DID YOU Know?

...that Al Worthington led the American League in saves with 18 in 1968, becoming the first Twin to do so. Worthington achieved the feat in his age-39 season, matching Philadelphia's Joe Berry (1944) for the second-oldest player to lead the AL in saves. The Twins have had a pitcher lead the league in saves five times – Worthington in 1968, Ron Perraño in 1969 and 1970, Mike Marshall in 1979 and Eddie Guardado in 2002.

2015 TWINS STATISTICS

Pitching: (10th in A.L.)

PITCHER	W	L	ERA	G	GS	CG	SH	SV	IP	H	R	ER	HR	HB	BB	SO	WP	BK	AVG
Achter	0	1	6.75	11	0	0	0	0	13.1	12	10	10	4	0	6	14	0	0	.231
Boyer	3	6	2.49	68	0	0	0	1	65.0	62	24	18	5	0	19	33	5	0	.254
Cotts	0	0	3.95	17	0	0	0	0	13.2	14	8	6	3	1	5	9	0	0	.264
Duensing	4	1	4.25	55	0	0	0	1	48.2	46	24	23	5	4	21	24	3	0	.254
Duffey	5	1	3.10	10	10	0	0	0	58.0	56	20	10	4	0	20	53	1	0	.256
Fien	4	6	3.54	32	0	0	0	0	63.1	61	26	26	6	0	8	41	0	0	.250
Gibson	11	11	3.84	32	32	1	0	0	194.2	186	88	83	18	7	65	145	7	0	.252
Graham	1	1	4.95	39	1	0	0	0	63.2	73	41	35	10	4	21	53	5	1	.287
Hughes	11	9	4.40	27	25	1	0	0	155.1	184	76	76	29	2	16	94	1	0	.293
Jepsen	1	1	1.61	29	0	0	0	10	28.0	18	5	5	1	0	7	25	3	0	.176
May	8	9	4.00	48	16	0	0	0	114.2	127	53	51	11	4	26	110	4	0	.279
Meyer	0	0	16.88	2	0	0	0	0	2.2	4	5	5	2	0	3	3	0	0	.364
Milone	9	5	3.92	24	23	0	0	1	128.2	128	64	56	17	1	36	91	3	0	.260
Nolasco	5	2	6.75	9	8	0	0	0	37.1	50	31	28	3	1	14	35	1	1	.321
O'Rourke	0	0	6.14	28	0	0	0	0	22.0	16	15	15	3	0	15	24	2	0	.200
Peltrey	6	11	4.26	30	30	0	0	0	164.2	198	86	78	11	12	45	86	5	0	.304
Perkins	3	5	3.36	60	0	0	0	32	57.0	58	21	21	9	0	10	54	4	0	.256
Pressly	3	2	2.93	27	0	0	0	0	27.2	27	9	9	0	0	12	22	2	0	.257
Robinson	0	0	0.00	1	0	0	0	0	1.0	0	0	0	0	0	1	1	0	0	.000
Santana	7	5	4.00	17	17	0	0	0	108.0	104	50	48	12	4	36	82	3	0	.253
Stauffer	1	0	6.60	13	0	0	0	0	15.0	24	13	11	4	0	7	6	2	0	.369
Thompson	1	3	5.01	41	0	0	0	0	32.1	32	19	18	2	0	11	17	1	0	.264
Thielbar	0	0	5.40	6	0	0	0	0	5.0	5	3	3	0	0	0	5	1	0	.263
Tonkin	0	0	3.47	26	0	0	0	0	23.1	21	9	9	4	1	9	19	0	0	.239
TOTALS	83	79	4.07	162	162	2	12	45	1443.0	1506	700	653	163	41	34	1046	54	2	.269

2016 TWINS STATISTICS

Batting: (11th in A.L.)

PLAYER	AVG	G	AB	R	H	2B	3B	HR	RBI	SH	SF	HB	BB	SO	SB	CS	E	OBP
Arcia, O	.214	32	103	8	22	4	0	4	12	0	0	1	10	46	0	0	2	.289
Berresford, J	.227	10	22	0	5	1	0	0	0	1	0	0	1	6	0	0	1	.261
Buxton, B	.225	92	298	44	67	19	6	10	38	4	3	3	23	118	10	2	4	.284
Centeno, J	.261	55	176	16	46	12	1	3	25	3	0	1	12	38	0	0	6	.312
Diaz, B	.268	155	615	104	165	35	5	42	99	2	0	8	61	138	18	2	8	.340
Duffey, T	.000	26	1	0	0	0	0	0	0	0	1	0	0	0	1	0	0	.000
Escobar, E	.236	105	352	32	83	14	2	6	37	2	1	1	21	72	1	3	10	.280
Grossman, R	.280	99	332	49	93	19	1	11	37	0	0	2	55	96	2	3	8	.386
Kepler, M	.235	113	396	52	93	20	2	17	63	1	5	3	42	93	6	2	7	.309
Mastroianni, D	.000	7	9	1	0	0	0	0	0	0	0	0	2	4	1	0	0	.182
Mauer, J	.261	134	494	68	129	22	4	11	49	0	2	1	79	93	2	0	2	.363
Murphy, J	.146	26	82	4	12	3	0	1	3	2	1	0	5	19	0	0	1	.193
Nunez, E	.296	91	371	49	110	15	1	12	47	2	5	3	15	58	27	6	11	.325
Park, B	.191	62	215	28	41	9	1	12	24	1	3	5	21	80	1	0	1	.275
Pouffair, T	.260	84	313	35	83	13	1	12	47	1	0	3	19	60	4	0	7	.303
Polanco, J	.282	69	245	24	69	15	4	4	27	2	3	2	12	48	4	3	15	.332
Rosario, E	.269	92	335	52	90	17	2	10	32	2	3	2	12	81	5	2	4	.295
Sano, M	.236	116	437	57	103	22	1	25	66	0	3	1	54	178	1	0	18	.319
Santana, D	.240	75	233	29	56	10	2	2	14	1	1	1	12	55	12	9	4	.279
Schafer, L	.238	26	63	8	15	3	1	0	1	1	0	2	8	16	0	0	0	.342
Suzuki, K	.258	106	345	34	89	24	1	8	49	1	4	5	18	48	0	0	5	.301
Vargas, K	.230	47	152	27	35	11	0	10	20	0	1	0	24	57	0	0	1	.333
MINNESOTA	.251	162	5618	722	1409	288	35	200	690	27	43	44	513	1426	91	32	126	.316

Pitching: (15th in A.L.)

PITCHER	W	L	ERA	G	GS	CG	SH	SV	IP	H	R	ER	HR	HB	BB	SO	WP	BK	AVG
Abad, F	1	4	2.65	39	0	0	0	1	34.0	27	11	10	2	0	14	29	0	1	.220
Albers, A	0	0	5.82	6	2	0	0	0	17.0	27	16	11	5	0	6	16	1	0	.342
Berrios, J	3	7	8.02	14	14	0	0	0	58.1	74	56	52	12	5	35	49	1	0	.310
Boshers, B	2	0	4.25	37	0	0	0	0	36.0	35	21	17	3	1	7	37	1	0	.248
Chargois, J	1	1	4.70	25	0	0	0	0	23.0	25	12	12	0	1	12	17	3	0	.291
Dean, P	1	6	6.28	19	9	0	0	0	67.1	88	47	47	13	0	23	50	1	0	.321
Duffey, T	9	12	6.49	26	26	0	0	0	133.0	167	103	95	25	6	32	114	9	1	.301
Escobar, E	0	0	0.00	1	0	0	0	0	1.0	0	0	0	0	0	0	0	0	0	.250
Fien, C	1	0	7.90	14	0	0	0	0	13.2	21	12	12	5	0	3	12	1	0	.340
Gibson, J	6	11	5.07	25	25	1	0	0	147.1	175	89	83	20	4	55	104	9	0	.298
Graham, J	0	0	10.80	1	0	0	0	0	1.2	3	2	2	0	0	1	2	0	0	.375
Hughes, P	1	7	5.95	12	11	1	0	0	59.0	76	40	39	11	0	13	34	0	0	.313
Jepsen, K	2	5	6.16	33	0	0	0	7	30.2	42	22	21	7	0	12	22	2	0	.333
Kintzler, B	0	2	3.15	54	0	0	0	17	54.1	59	22	19	5	2	8	35	0	0	.276
Light, P	0	1	9.00	15	0	0	0	0	14.0	15	14	14	2	0	15	14	5	0	.259
May, T	2	2	5.27	44	0	0	0	0	42.2	39	26	25	7	2	17	60	10	0	.232
Mejia, A	0	0	0.77	2	1	0	0	0	2.1	5	2	2	0	0	1	0	0	0	.455
Meyer, A	0	0	12.27	2	1	0	0	0	3.2	8	5	5	1	0	4	5	2	0	.421
Milone, J	3	5	5.71	19	12	0	0	0	69.1	84	53	44	15	1	22	49	4	0	.299
Nolasco, R	4	8	5.13	21	21	0	0	0	124.2	139	77	71	18	3	29	93	4	0	.287
O'Rourke, R	0	1	3.96	26	0	0	0	0	25.0	18	13	11	3	1	10	24	2	1	.207
Perkins, G	0	0	9.00	2	0	0	0	0	2.0	5	2	2	0	0	1	3	2	0	.500
Pressly, R	6	7	3.70	72	0	0	0	1	75.1	79	34	31	8	2	23	67	7	0	.266
Ramirez, N	0	0	6.14	8	0	0	0	0	14.2	15	10	10	5	0	10	11	2	0	.278
Rogers, T	3	1	3.96	57	0	0	0	0	61.1	63	29	27	7	5	16	64	1	0	.260
Santana, E	7	11	3.38	30	30	2	1	0	181.1	168	78	68	19	4	53	149	11	3	.245
Santiago, H	3	6	5.58	11	11	0	0	0	61.1	65	39	38	13	1	22	37	1	0	.267
Tonkin, M	3	2	5.02	65	0	0	0	0	71.2	80	46	40	13	3	24	80	5	0	.280
Wimmers, A	1	3	4.15	16	0	0	0	0	17.1	14	8	8	2	0	11	14	0	0	.237
TOTALS	59	103	5.08	162	162	4	3	26	1443.0	1617	889	814	221	41	479	1191	83	7	.283

DID YOU Know?

...that on 22 occasions, Twins catchers and pitchers have combined to nab three would-be base stealers in a game, but only once, on May 29, 1982, have they ever nailed four runners in one game. Ken Griffey, Graig Nettles, Bobby Murcer and Willie Randolph were caught by Twins catcher Sal Butera that day; Nettles and Murcer as part of a Twins triple play.

2017 TWINS STATISTICS

Batting: (5th in A.L.)

PLAYER	AVG	G	AB	R	H	2B	3B	HR	RBI	SH	SF	HB	BB	SO	SB	CS	E	OBP
Adrianza, E	.265	70	162	30	43	9	2	2	24	1	6	1	16	25	8	1	3	.324
Berrios, J	.200	3	5	0	1	0	0	0	0	0	0	0	0	2	0	0	1	.200
Buxton, B	.253	140	462	69	117	14	6	16	51	5	2	4	38	150	29	1	5	.314
Castro, J	.242	110	356	49	86	22	0	10	47	1	1	4	45	108	0	0	3	.333
Colón, B	.000	2	4	0	0	0	0	0	0	1	0	0	0	2	0	0	0	.000
Decker, B	.211	152	617	106	167	30	4	34	93	0	2	8	78	141	16	7	5	.257
Escobar, E	.254	129	457	62	116	16	5	21	73	1	3	5	33	98	5	1	6	.309
Garver, M	.196	23	46	5	9	1	3	0	0	3	0	0	6	15	0	0	2	.288
Gimenez, C	.220	74	186	28	41	9	0	7	16	2	0	4	33	60	1	0	1	.350
Goodrum, N	.059	11	17	1	1	0	0	0	0	0	0	0	1	10	0	0	4	.111
Granite, Z	.237	40	93	14	22	2	0	1	13	1	1	0	12	9	2	2	1	.321
Grossman, R	.246	119	382	62	94	22	1	9	45	2	2	3	67	79	3	1	4	.361
Kepler, M	.243	147	511	67	124	32	2	19	69	1	3	6	47	114	6	1	2	.312
Mauer, J	.305	141	525	69	160	36	1	7	71	0	3	3	66	83	2	1	2	.384
Polanco, J	.256	133	488	60	125	30	3	13	74	7	6	2	41	78	13	5	18	.313
Rosario, E	.290	151	542	79	157	33	2	27	78	4	8	0	35	106	9	8	4	.328
Sano, M	.264	114	424	75	112	15	2	28	77	0	1	4	54	173	0	0	9	.352
Santana, D	.200	13	25	3	5	1	0	1	0	0	0	1	8	16	0	1	1	.231
Santana, C	.200	3	10	3	2	1	0	0	5	0	0	0	0	3	0	0	2	.200
Vargas, K	.253	78	241	33	61	13	0	11	41	0	1	2	20	77	0	0	2	.314
MINNESOTA	.260	162	5557	815	1444	286	31	206	781	26	39	46	593	1342	95	28	78	.334

Pitching: (9th in A.L.)

PITCHER	W	L	ERA	G	GS	CG	SH	SV	IP	H	R	ER	HR	HB	BB	SO	WP	BK	AVG
Beislis, M	2	2	4.03	62	0	0	0	9	60.1	48	31	27	7	2	22	54	2	1	.218
Berrios, J	14	8	3.89	26	25	0	0	0	145.2	131	71	63	15	13	48	139	7	1	.239
Boshers, B	1	0	4.89	38	0	0	0	0	35.0	37	20	19	7	2	10	28	2	0	.268
Breslow, C	1	1	5.23	30	0	0	0	0	31.0	38	19	18	4	2	12	18	1	0	.306
Busenitz, A	1	1	1.99	28	0	0	0	0	31.2	22	9	7	4	0	9	23	2	0	.206
Colón, B	5	6	5.18	15	15	1	0	0	80.0	100	46	46	17	0	15	47	0	1	.302
Curtiss, J	0	0	8.31	9	0	0	0	0	8.2	9	8	8	2	1	2	10	2	0	.257
Duffey, T	2	3	4.94	56	0	0	0	1	71.0	79	41	39	9	1	18	67	4	0	.275
Enns, D	0	0	6.75	2	1	0	0	0	4.0	7	4	3	2	0	1	2	0	0	.350
Garcia, J	1	0	4.05	1	1	0	0	0	6.2	8	3	3	0	0	3	7	0	0	.308
Gea, D	2	2	3.22	14	3	0	0	1	36.1	37	14	13	4	2	9	31	0	0	.268
Gibson, K	12	10	5.07	29	29	0	0	0	158.0	182	93	89	24	6	60	121	4	0	.292
Gimenez, C	0	0	7.20	6	0	0	0	0	5.0	7	4	4	1	0	0	0	0	0	.318
Haley, J	0	0	6.00	10	0	0	0	1	18.0	22	12	12	3	1	6	14	0	0	.301
Heston, C	0	0	0.00	1	0	0	0	0	1.0	1	0	0	0	0	0	0	0	0	.250
Hildenberger, T	3	3	3.21	37	0	0	0	1	42.0	38	15	15	4	4	6	44	1	0	.241
Hughes, P	4	3	5.87	14	9	0	0	0	53.2	72	38	35	12	1	13	38	0	0	.316
Jorge, F	1	0	10.57	2	2	0	0	0	7.2	14	9	9	4	0	2	4	0	0	.412
Kintzler, B	2	2	2.78	45	0	0	0	28	45.1	41	15	14	3	2	11	27	1	0	.246
Melija, A	4	7	4.50	21	21	0	0	0	98.0	110	52	49	13	5	44	85	2	2	.281
Melville, T	0	1	13.50	1	1	0	0	0	3.1	4	5	5	1	1	3	4	0	0	.286
Moya, G	0	0	4.26	7	0	0	0	1	6.1	5	3	3	2	0	2	5	0	1	.208
Perkins, G	0	0	9.53	8	0	0	0	0	5.2	8	6	6	0	3	5	2	0	0	.320
Presley, R	2	3	4.70	57	0	0	0	0	61.1	52	34	32	10	3	19	61	5	0	.229
Rogers, T	7	3	3.07	69	0	0	0	0	55.2	52	20	19	6	3	21	49	1	0	.246
Rosario, R	0	0	30.86	2	0	0	0	0	2.1	7	8	8	1	1	0	2	0	0	.500
Rucinski, D	0	0	10.38	2	0	0	0	0	4.1	10	5	5	2	0	2	5	0	0	.476
Santana, E	16	8	3.28	33	33	5	3	0	211.1	177	85	77	31	8	61	167	12	1	.225
Santiago, H	4	8	5.63	15	14	0	0	0	70.1	70	44	44	15	5	31	51	0	1	.255
Slegers, A	0	1	6.46	4	3	0	0	0	15.1	12	12	11	3	0	6	9	0	0	.211
Jepesch, N	0	1	5.40	1	1	0	0	0	1.2	5	7	1	1	0	2	2	0	0	.455
Jonkin, M	0	1	5.14	16	0	0	0	0	21.0	22	15	12	6	1	12	24	2	0	.265
Turley, N	0	2	11.21	10	3	0	0	0	17.2	30	22	22	5	2	8	13	2	0	.395
Wheeler, J	0	0	9.00	2	0	0	0	0	3.0	6	5	3	1	0	4	0	0	0	.429
Wik, A	0	1	7.84	3	1	0	0	0	10.1	16	9	9	3	0	8	6	2	0	.356
Wimmers, A	0	0	4.91	6	0	0	0	0	7.1	8	4	4	2	0	8	7	0	0	.267
MINNESOTA	85	77	4.59	162	162	6	11	42	1436.0	1487	788	732	224	69	483	1166	52	8	.266

2018 TWINS STATISTICS

Batting: (7th in A.L.)

PLAYER	AVG	G	AB	R	H	2B	3B	HR	RBI	SH	SF	HB	BB	SO	SB	CS	E	OBP
Adrianza, E	.251	114	335	42	84	23	1	6	39	4	2	1	24	82	5	1	9	.301
Astudillo, W	.355	30	93	9	33	4	1	3	21	0	1	1	2	3	0	0	3	.371
Austin, T	.236	95	123	18	29	4	0	9	24	0	2	0	11	42	0	1	0	.294
Buxton, B	.156	28	90	8	14	4	0	0	4	1	0	0	3	28	5	0	0	.183
Castro, J	.143	19	63	4	9	3	0	1	3	0	1	1	9	9	0	0	0	.257
Cave, J	.269	91	283	54	76	17	2	13	45	2	3	3	18	102	2	1	4	.316
Decker, B	.227	102	410	65	93	21	2	16	52	0	2	2	37	96	8	1	0	.307
Escobar, E	.214	97	368	45	101	37	3	15	63	0	5	2	34	91	3	1	4	.288
Field, J	.250	21	52	8	13	4	0	3	7	0	1	1	1	14	0	0	0	.339
Forsythe, L	.258	50	178	19	46	6	0	0	14	0	0	3	24	40	1	0	3	.356
Garver, M	.268	103	302	38	81	19	2	7	45	1	1	2	29	72	0	0	4	.335
Gimenez, C	.276	13	29	6	8	1	0	2	6	0	1	1	3	9	0	0	2	.353
Grateroll, J	.143	3	7	2	1	1	0	0	0	0	0	0	1	0	0	0	0	.250
Grossman, R	.273	129	396	50	108	27	1	5	48	2	5	2	60	83	0	1	3	.367
Kepler, M	.224	156	532	80	119	30	4	20	58	0	3	5	71	96	4	5	1	.319
LaMarre, R	.263	43	99	7	26	5	0	0	8	0	1	1	8	33	1	1	0	.321
Mauer, J	.282	127	486	64	137	27	1	6	48	1	3	2	51	86	0	1	3	.351
Morrison, L	.186	95	318	41	59	13	0	15	39	0	1	6	34	80	1	0	3	.276
Motter, T	.053	9	19	0	1	0	0	0	0	0	0	0	2	3	0	0	0	.143
Pettit, C	.246	26	61	7	15	2	0	0	3	0	0	0	6	14	3	0	3	.313
Polanco, J	.288	77	302	38	87	18	3	6	42	3	1	2	25	62	7	7	13	.345
Rosario, E	.288	138	559	87	161	31	2	24	77	1	2	0	30	104	8	2	9	.323
Sano, M	.199	71	266	32	53	14	0	13	41	0	2	0	31	115	0	0	10	.281
Wilson, B	.178	47	135	12	24	8	0	2	16	2	2	0	12	37	0	0	1	.242
MINNESOTA	.250	162	5526	738	1380	318	22	166	704	19	38	37	534	1328	47	27	97	.318

2018 TWINS STATISTICS

Pitching: (9th in A.L.)

PITCHER	W	L	ERA	G	GS	CG	SH	SV	IP	H	R	ER	HR	HB	BB	SO	WP	BK	AVG
Astudillo, W	0	0	45.00	1	0	0	0	0	1.0	5	5	5	2	0	0	0	0	0	625
Beltre, M	1	1	9.13	25	0	1	0	0	23.2	40	25	24	5	1	10	21	0	0	272
Berrios, J	12	11	3.84	32	32	2	2	0	192.1	139	83	82	25	13	61	202	0	0	222
Buzenitz, A	4	1	7.82	23	0	0	0	0	25.1	37	25	22	8	2	14	26	2	0	331
Curtiss, J	0	1	5.68	8	0	0	0	0	6.1	8	4	4	0	0	4	7	3	0	308
De Jong, C	1	1	3.57	4	4	0	0	0	17.2	18	9	7	3	0	6	13	2	0	265
Drake, O	0	0	2.21	19	0	0	0	0	20.1	12	6	5	2	0	7	22	2	0	164
Duffey, T	2	2	7.20	19	0	0	0	0	25.0	26	22	20	6	1	4	19	2	0	260
Duke, J. C.	2	2	1.35	45	0	0	1	0	37.7	44	19	15	1	1	15	38	0	0	290
Garver, M	0	0	0.00	1	0	0	0	0	1.0	1	0	0	0	0	0	0	0	0	250
Gibson, K	10	13	3.62	32	32	0	3	0	196.2	177	88	79	23	4	79	179	8	0	241
Gimenez, C	0	0	45.00	1	0	0	0	0	1.0	6	5	5	2	0	0	1	0	0	667
Gonzales, S	2	2	6.57	7	4	0	0	0	24.2	28	22	18	2	1	22	16	2	0	283
Hale, D	0	0	12.00	0	0	0	0	0	3.0	7	7	7	0	0	2	2	0	0	263
Hildenberger, Y	4	4	5.40	73	0	0	3	7	73.0	75	46	44	12	7	26	70	2	0	253
Hughes, P	0	0	5.75	7	2	0	0	0	12.0	14	9	9	4	2	5	8	0	0	292
Kinley, T	0	0	24.30	4	0	0	0	0	3.1	9	9	9	2	0	4	4	2	0	474
LaMarre, R	0	0	13.50	1	0	0	0	0	0.2	1	1	1	1	0	0	0	0	0	333
Littell, Z	2	2	6.20	8	2	0	0	0	20.1	25	17	14	3	4	11	14	0	0	298
Lynn, L	7	8	5.10	20	20	0	0	0	102.1	105	61	58	12	6	62	100	3	0	263
Magill, M	3	3	3.81	40	0	0	0	0	56.2	58	24	24	11	3	23	56	0	0	252
May, L	1	1	3.20	24	0	0	0	3	25.1	21	9	9	4	1	5	36	1	0	221
Melillo, A	2	0	2.01	5	4	0	0	0	22.1	17	5	5	1	2	9	13	2	0	215
Moya, G	3	1	4.71	35	6	0	0	0	36.1	35	19	19	6	1	13	31	1	0	245
Odorizzi, K	7	10	4.49	32	32	0	0	0	164.1	151	89	82	20	8	70	162	1	0	242
Pressly, R	1	1	3.40	51	0	0	0	0	47.2	46	19	18	5	2	19	69	6	0	250
Reese, J	1	1	2.63	12	0	0	0	0	16.0	16	30	28	1	0	10	28	3	0	298
Rodney, F	3	2	3.09	46	0	0	0	25	43.2	42	18	15	5	2	19	50	2	0	249
Rogers, T	1	2	2.63	72	0	0	0	25	68.1	49	20	20	3	2	16	75	0	0	206
Romero, F	3	3	4.69	11	11	0	0	0	55.2	60	31	29	6	7	19	45	7	0	279
Santana, E	0	1	8.03	5	5	0	0	0	24.2	31	22	22	9	2	9	16	0	0	310
Slegers, A	2	1	5.28	8	4	0	0	0	13.2	17	8	8	1	1	5	6	0	0	248
Stewart, C	1	1	5.28	8	4	0	0	0	36.2	34	16	16	3	3	18	24	4	0	248
Vasquez, A	1	0	5.40	9	0	0	0	0	5.0	5	4	3	0	3	2	7	0	0	238
MINNESOTA	78	84	4.50	162	162	2	25	37	1443.1	1425	775	721	198	80	573	1377	59	0	256

2019 TWINS STATISTICS

Batting: (2nd in A.L.)

PLAYER	AVG	G	AB	R	H	2B	3B	HR	RBI	SH	SF	HB	BB	SO	SB	CS	E	OBP
Adrianza, E	.272	83	202	34	55	8	3	5	22	2	4	6	20	40	0	2	8	.349
Araez, L	.334	92	326	54	109	20	1	4	28	0	3	1	36	29	2	3	3	.399
Astudillo, W	.268	38	128	1	51	9	0	4	28	0	0	0	3	29	0	0	0	.299
Austin, T	.250	2	4	1	0	0	0	0	0	0	0	0	0	0	0	0	0	.400
Berrios, J	.000	2	4	1	0	0	0	0	0	0	0	0	1	4	0	0	1	.200
Buxton, B	.262	87	271	48	71	30	4	10	46	2	1	2	19	68	14	3	2	.314
Castro, J	.232	79	237	39	55	9	0	13	30	1	1	3	33	88	0	0	1	.332
Cave, J	.258	12	198	28	51	11	2	8	25	0	1	3	21	71	0	0	3	.351
Chavez, L	.263	12	43	51	116	24	0	5	30	2	2	10	28	107	0	0	3	.311
Cruz, N	.311	120	454	81	141	26	0	41	108	0	0	7	56	131	0	1	0	.392
Garver, M	.273	93	311	70	85	16	1	31	67	0	2	5	41	87	0	0	6	.365
Gibson, K	.000	2	1	0	0	0	0	0	0	0	2	0	1	1	0	0	2	.500
Gonzalez, W	.264	114	425	52	112	19	0	15	55	0	1	6	31	98	1	0	4	.322
Kepner, M	.252	134	524	98	132	32	0	36	90	4	0	4	60	99	1	5	0	.336
LaMarre, R	.217	14	23	3	5	0	0	3	16	0	0	0	0	8	0	0	0	.308
Miller, T	.176	12	17	2	3	0	0	0	0	0	0	0	0	3	0	0	0	.176
Odorizzi, J	.000	3	2	0	0	0	0	0	0	0	1	0	0	0	0	0	0	.000
Perez, M	.000	3	3	0	0	0	0	0	0	0	0	0	0	0	0	0	2	.000
Pineda, M	.000	2	3	0	0	0	0	0	0	0	0	0	0	1	0	0	0	.000
Polanco, J	.295	153	631	107	186	40	7	22	75	2	7	4	60	116	4	3	22	.356
Reese, J	.276	12	52	9	15	28	0	7	109	0	0	1	22	86	3	0	5	.300
Sano, M	.247	105	380	76	94	19	2	34	79	0	0	3	55	159	0	1	19	.346
Schoop, J	.256	121	433	61	111	23	1	23	59	0	1	10	20	116	1	1	14	.304
Torreyes, R	.188	7	16	3	3	0	0	0	0	0	0	1	0	3	1	0	1	.235
Wade Jr, L	.196	26	56	10	11	2	1	2	5	0	0	2	11	9	0	1	0	.348
MINNESOTA	.270	162	5732	939	1547	318	23	307	906	10	41	81	525	1334	28	21	111	.338

Pitching: (5th in A.L.)

PITCHER	W	L	ERA	G	GS	CG	SH	SV	IP	H	R	ER	HR	HB	BB	SO	WP	BK	AVG
Adams, A	0	0	16.88	2	0	0	0	0	2.2	4	5	5	2	0	3	5	0	0	.333
Adrianza, E	0	0	27.00	1	0	0	0	0	1.0	5	3	3	0	0	0	1	0	0	.625
Alcala, J	0	0	0.00	2	0	0	0	0	1.2	1	0	0	0	0	1	1	0	0	.167
Berrios, J	14	8	3.68	32	32	1	0	0	200.1	194	94	82	26	9	51	195	8	1	.251
De Jong, C	0	0	36.00	1	0	0	0	0	1.0	3	4	4	1	0	3	0	0	0	.500
Dobnak, R	2	1	1.59	9	5	0	0	1	28.1	27	9	5	1	3	5	23	0	1	.245
Duffey, T	5	1	2.50	58	0	0	0	0	57.2	44	23	16	8	3	14	82	3	1	.201
Dyson, S	1	0	7.15	12	0	0	0	0	11.1	14	9	9	3	0	6	8	1	0	.298
Eades, R	0	0	0.00	2	0	0	0	0	3.2	4	0	0	0	0	2	5	0	0	.286
Gibson, K	13	7	4.84	34	29	0	0	0	160.0	175	99	86	23	7	56	160	8	0	.275
Grateroll, B	1	1	4.66	10	0	0	0	0	9.2	10	5	5	1	1	2	10	2	0	.278
Harper, R	4	2	3.81	61	0	0	0	1	54.1	54	25	23	7	1	10	50	5	0	.257
Hildenberger, T	2	2	10.47	22	0	0	0	1	16.1	30	19	19	2	3	7	15	1	0	.395
Littell, Z	6	0	2.68	29	0	0	0	0	37.0	34	12	11	4	0	9	32	0	0	.250
Magill, M	2	0	4.45	28	0	0	0	0	28.1	30	21	14	4	2	15	36	2	0	.263
May, T	0	5	3.28	65	0	0	0	2	64.1	43	24	21	8	3	26	79	3	0	.184
Mejia, A	0	0	2.80	13	0	0	0	0	15.1	16	16	15	3	0	12	15	1	0	.276
Morin, M	0	0	3.18	23	0	0	0	0	22.2	20	11	8	3	2	2	11	0	0	.227
Odorizzi, J	15	7	3.51	30	30	0	0	0	159.0	139	65	62	16	4	53	178	4	0	.237
Parker, B	1	2	4.21	37	0	0	0	10	36.1	34	18	17	7	2	16	34	4	0	.246
Perez, M	10	7	5.12	32	29	0	0	0	165.1	184	104	94	23	3	67	135	3	1	.279
Pineda, M	11	5	4.01	26	26	0	0	0	146.0	141	68	65	23	5	28	140	8	0	.263
Poppen, S	0	0	7.56	4	0	0	0	0	8.1	10	7	7	1	0	5	9	0	0	.323
Rogers, T	2	4	2.61	60	0	0	0	30	69.0	58	20	20	8	6	11	90	2	0	.225
Romero, F	0	1	7.07	15	0	0	0	0	14.0	19	12	11	2	1	11	18	5	0	.317
Romo, S	0	1	3.18	27	0	0	0	3	22.2	17	9	8	3	2	4	27	1	0	.198
Smeltzer, D	2	2	3.86	11	6	0	0	1	49.0	50	23	21	8	1	12	38	1	1	.265
Shashak, C	0	1	3.24	18	1	0	0	0	25.0	29	9	9	3	1	1	25	0	0	.287
Stewart, K	2	2	2.68	9	2	0	0	0	25.0	28	18	5	2	1	8	10	6	0	.290
Theriot, J	3	2	6.18	12	2	0	0	0	27.2	38	19	3	0	0	10	31	3	0	.336
Vasquez, A	1	0	0.00	1	0	0	0	0	0.0	0	3	3	0	1	2	0	0	0	.000
MINNESOTA	101	61	4.18	162	162	0	10	50	1463.1	1456	754	680	198	61	452	1463	71	5	.257

2020 TWINS STATISTICS

Batting: (9th in A.L.)

PLAYER	AVG	G	AB	R	H	2B	3B	HR	RBI	SH	SF	HB	BB	SO	SB	CS	E	OBP
Adrianza, E.	.191	44	89	10	17	7	0	0	3	0	0	1	11	23	1	0	1	.287
Arraez, L.	.321	32	112	16	36	9	0	0	13	0	1	0	8	11	0	0	1	.364
Astudillo, W.	.250	8	16	4	4	1	0	1	3	0	0	0	0	2	0	0	0	.250
Avila, A.	.184	23	49	6	9	2	0	1	2	0	0	2	11	22	0	0	3	.355
Blankenhorn, T.	.333	1	3	0	1	1	0	0	0	0	0	0	1	0	0	0	0	.500
Buxton, B.	.254	39	130	19	33	3	0	13	21	0	2	1	2	36	2	1	0	.267
Cave, J.	.221	42	113	17	25	3	2	4	15	0	0	5	5	44	0	2	0	.285
Cruz, N.	.303	53	185	33	56	6	0	16	33	0	0	4	25	58	0	0	0	.397
Donaldson, J.	.222	28	81	14	18	2	0	6	11	0	1	2	18	24	0	0	0	.373
Garver, M.	.167	23	72	8	12	1	0	2	5	0	1	1	7	37	0	0	0	.247
Gonzalez, M.	.211	53	175	15	37	4	0	5	22	0	4	3	17	41	0	0	2	.286
Jeffers, R.	.273	26	55	5	15	0	0	3	7	0	0	2	5	19	0	0	0	.355
Kepler, M.	.228	48	171	27	39	9	0	9	23	0	1	2	22	36	3	0	1	.321
Polanco, J.	.258	55	209	22	54	8	0	4	19	2	1	1	13	35	4	2	2	.304
Rooker, B.	.316	7	19	4	6	2	0	1	5	0	0	2	0	5	0	0	0	.381
Rosario, E.	.257	57	210	31	54	7	0	13	42	0	2	0	19	34	3	1	2	.316
Sano, M.	.204	53	186	31	38	12	0	13	25	0	0	1	18	90	0	0	4	.278
Vargas, J.	.227	10	22	3	5	1	0	1	2	0	0	1	4	2	0	1	1	.250
Whitefield, L.	.231	16	39	3	9	3	0	0	1	0	0	1	4	9	1	1	1	.318
Whitefield, A.	.000	3	1	1	0	0	0	0	0	0	0	0	0	0	0	0	0	.000
MINNESOTA	.242	60	1937	269	468	81	3	91	258	2	14	29	186	528	14	7	20	.315

Pitching: (3rd in A.L.)

PITCHER	W	L	ERA	G	GS	CG	SH	SV	IP	H	R	ER	HR	HB	BB	SO	WP	BK	AVG
Adrianza, E.	0	0	9.00	1	0	0	0	0	1.0	1	1	1	1	1	0	0	0	0	.250
Alcala, J.	2	1	2.63	16	0	0	0	0	24.0	21	8	7	3	3	0	8	27	1	.244
Bailey, H.	1	0	3.38	2	2	0	0	0	8.0	6	3	3	1	1	3	7	0	0	.207
Berrios, J.	5	4	4.00	12	12	0	0	0	63.0	57	28	28	8	3	26	68	5	0	.238
Clippard, T.	2	1	2.77	26	2	0	0	0	26.0	19	9	8	2	0	4	26	2	0	.202
Colina, E.	0	0	81.00	1	0	0	0	0	0.1	4	3	3	1	0	2	0	0	0	.800
Coulombe, D.	0	0	0.00	2	0	0	0	0	2.2	2	0	0	0	0	3	3	0	0	.200
Dobnak, R.	6	4	4.05	10	10	0	0	0	46.2	50	21	21	3	4	13	27	0	0	.278
Duffey, T.	1	1	1.88	22	0	0	0	0	24.0	13	6	5	2	1	6	31	0	0	.153
Gearrin, C.	0	0	0.00	1	0	0	0	0	2.0	0	0	0	0	0	2	1	0	0	.000
Hill, R.	2	2	3.03	8	8	0	0	0	36.2	28	13	13	3	1	17	31	1	0	.204
Litell, Z.	0	0	9.00	6	0	0	0	0	6.1	12	7	7	5	1	3	3	1	0	.444
Maeda, K.	6	1	2.70	11	11	0	0	0	66.2	40	20	20	9	0	10	80	0	0	.168
May, T.	1	0	3.86	24	0	0	0	2	23.1	20	11	10	5	0	7	38	2	0	.227
Odorizzi, J.	1	0	6.59	4	4	0	0	0	13.2	16	10	10	4	1	3	12	0	0	.291
Pineda, M.	2	0	3.38	5	5	0	0	0	26.2	25	10	10	0	1	7	25	0	0	.248
Poppen, S.	0	0	4.70	6	0	0	0	0	7.2	9	4	4	0	0	4	10	3	0	.290
Rogers, T.	2	4	4.05	21	0	0	0	9	20.0	26	14	9	2	1	4	24	1	0	.302
Romo, S.	1	2	4.05	24	0	0	0	5	20.0	16	9	9	3	3	7	23	0	0	.211
Smetzger, D.	2	0	6.75	7	1	0	0	0	16.0	19	12	12	2	1	5	15	0	0	.292
Stashak, C.	1	0	3.00	11	0	0	0	0	15.0	11	5	5	2	0	3	17	1	0	.204
Threlbar, C.	2	1	2.25	17	0	0	0	0	20.0	14	6	5	0	0	9	22	2	0	.192
Thurpe, M.	0	0	6.06	7	1	0	0	0	16.1	24	12	11	4	0	10	10	0	0	.358
Wieser, M.	0	1	1.07	18	4	0	0	1	25.1	15	3	3	2	2	14	35	1	1	.165
MINNESOTA	36	24	3.58	60	60	0	0	17	513.1	448	215	204	62	21	170	535	20	1	.232

2021 TWINS STATISTICS

Batting: (9th in A.L.)

PLAYER	AVG	G	AB	R	H	2B	3B	HR	RBI	SH	SF	HB	BB	SO	SB	CS	E	OBP
Arraez, L.	.294	121	428	58	126	17	6	2	42	0	6	2	43	48	2	2	9	.357
Astudillo, W.	.236	72	208	17	49	8	0	7	21	0	1	4	3	12	0	0	12	.259
Barnes, C.	.000	1	1	0	0	0	0	0	0	0	0	0	0	1	0	0	0	.000
Berrios, J.	.000	1	2	0	0	0	0	0	0	0	0	0	0	2	0	0	0	.000
Blankenhorn, T.	.000	1	0	1	0	0	0	0	0	0	0	0	0	0	0	0	0	.000
Buxton, B.	.306	61	235	50	72	23	0	19	32	0	0	6	13	62	9	1	0	.358
Cave, J.	.189	76	164	14	31	6	1	3	13	1	0	3	10	62	1	1	0	.249
Celestino, G.	.136	23	59	7	8	3	0	2	3	0	0	0	3	14	0	0	2	.177
Coulombe, D.	.000	5	1	0	0	0	0	0	0	0	0	0	0	1	0	0	0	.000
Cruz, N.	.294	85	296	44	87	13	1	19	50	0	7	5	35	63	3	0	10	.370
Donaldson, J.	.247	135	457	73	113	26	0	26	72	0	8	4	74	114	0	0	22	.352
Duffey, T.	.000	5	0	0	0	0	0	0	0	0	0	0	0	0	0	0	0	.000
Garlick, K.	.232	36	96	17	23	8	0	5	10	0	1	1	6	32	1	0	2	.280
Garver, M.	.256	68	207	29	53	15	0	13	34	0	2	3	31	71	1	1	4	.358
Gordon, N.	.240	73	200	19	48	9	1	4	23	0	1	3	12	55	10	1	7	.292
Jax, G.	.000	2	3	0	0	0	0	0	0	0	0	0	0	2	0	0	0	.000
Jeffers, R.	.199	85	267	28	53	10	1	14	35	0	4	4	22	108	0	1	6	.270
Kepler, M.	.211	121	426	61	90	21	4	19	54	0	4	6	54	96	10	0	2	.306
Kirshoff, A.	.251	59	215	23	54	11	1	8	34	0	1	1	14	52	1	1	3	.295
Larnach, T.	.223	79	260	29	58	12	0	7	28	0	2	8	31	104	1	0	3	.322
Lin, T.	.000	1	0	0	0	0	0	0	0	0	0	0	0	0	0	0	0	.000
Maeda, K.	.333	4	3	2	1	0	0	0	0	1	0	0	0	1	0	0	0	.333
Ober, B.	.500	1	2	0	1	0	0	0	0	0	0	0	0	0	0	0	0	.500
Pineda, M.	.000	2	3	0	0	0	0	0	0	0	0	0	0	1	0	0	2	.000
Polanco, J.	.269	152	588	97	158	35	2	33	98	0	6	5	45	118	11	6	4	.323
Refsnyder, R.	.245	51	139	21	34	7	0	2	12	0	1	0	17	40	1	0	4	.325
Riddle, J.	.333	4	6	1	2	0	0	0	0	0	0	0	0	0	0	0	0	.333
Rooker, B.	.201	58	189	25	38	10	0	9	16	0	0	9	15	70	0	0	1	.291
Thorpe, B.	.169	39	89	8	15	1	0	3	7	2	0	1	6	29	0	0	2	.229
Ryan, J.	.000	1	2	0	0	0	0	0	0	0	0	0	0	2	0	0	0	.000
Sano, M.	.223	135	470	68	105	24	0	30	75	0	1	2	59	183	2	1	13	.312
Simmons, A.	.223	131	412	37	92	12	0	3	31	3	1	3	32	62	1	0	14	.283
MINNESOTA	.241	162	5431	729	1311	271	17	228	690	7	42	70	525	1405	54	15	122	.314

DID YOU Know?

...that Harmon Killebrew is the only Twin to lead the American League in home runs.

"Killer" led the league in 1962, '63, '64, '67 and '69.

2021 TWINS STATISTICS

Pitching: (14th in A.L.)

PITCHER	W	L	ERA	G	GS	CG	SH	SV	IP	H	R	ER	HR	HB	BB	SO	WP	BK	AVG
Albers, A.	1	2	7.58	5	3	0	0	0	19.0	24	16	16	9	1	9	12	0	1	304
Alcala, J.	3	6	3.92	59	0	0	0	1	59.2	45	29	26	10	2	13	61	1	1	214
Astudillo, W.	0	0	2.25	4	0	0	0	0	4.0	1	1	1	1	0	2	0	0	0	071
Barnes, C.	0	3	5.92	9	8	0	0	0	38.0	46	27	25	4	4	16	20	0	0	303
Barracough, K.	2	0	3.54	10	0	0	0	0	13.0	12	8	8	4	2	8	18	0	0	245
Berries, J.	7	3	3.48	20	20	1	0	0	121.2	96	53	47	14	8	32	126	0	0	213
Burrows, B.	0	1	12.54	5	1	0	0	0	9.1	14	14	13	5	0	8	5	0	0	278
Colomé, A.	4	4	4.15	67	1	0	0	17	65.0	68	41	30	8	4	23	58	2	0	348
Coulombe, D.	3	2	3.67	29	1	0	0	0	34.1	35	17	14	5	0	7	33	0	0	267
Dobnak, R.	1	7	7.64	14	6	0	0	1	50.2	66	44	43	11	1	12	27	2	0	310
Duffey, T.	3	3	3.18	64	0	0	0	3	62.1	48	25	22	4	2	28	61	5	0	216
Farrell, L.	1	1	4.74	20	1	0	0	0	24.2	28	13	13	4	0	13	25	0	0	280
Gant, J.	1	5	5.61	14	7	0	0	0	33.2	31	24	21	4	1	15	36	3	0	242
Garcia, E.	0	0	10.45	6	0	0	0	0	10.1	9	12	12	3	1	7	8	1	0	225
Garza Jr., R.	0	2	3.26	18	0	0	0	1	19.1	13	9	7	3	1	7	15	0	0	186
Gibaut, I.	0	0	2.70	3	0	0	0	0	6.2	7	2	2	2	1	2	4	0	0	280
Happ, J.	5	6	6.77	19	19	0	0	0	98.1	125	76	74	21	3	31	77	3	0	306
Jax, G.	4	5	6.97	18	14	0	0	0	82.0	82	62	58	23	5	29	65	8	0	256
Law, D.	0	0	4.20	9	0	0	0	0	15.0	16	7	7	2	0	8	14	1	0	276
Maeda, K.	6	5	4.66	21	21	0	0	0	106.1	106	60	55	16	7	32	113	3	0	258
Minsay, J.	2	1	2.48	29	0	0	0	0	40.0	27	12	11	4	2	20	43	3	0	189
Moran, J.	0	0	7.88	5	0	0	0	0	8.0	9	7	7	0	0	7	10	1	0	290
Ober, B.	3	3	4.19	20	20	0	0	0	92.1	92	45	43	20	1	19	96	1	0	258
Pineda, M.	9	8	3.62	22	21	0	0	0	109.1	114	49	44	17	2	21	88	1	0	265
Robles, H.	3	4	4.91	45	0	0	0	10	44.0	37	28	24	6	3	24	43	2	0	231
Rogers, T.	2	4	3.35	40	0	0	0	9	40.1	38	18	15	4	0	8	59	3	0	247
Ryan, J.	2	1	4.05	5	5	0	0	0	26.2	16	12	12	4	0	5	30	1	0	168
Shoemaker, M.	3	8	8.06	16	11	0	0	0	60.1	73	56	54	15	3	27	43	1	0	297
Smeltzer, D.	0	0	0.00	1	0	0	0	0	0.1	0	0	0	0	0	2	1	0	0	077
Stashak, C.	0	0	6.97	15	0	0	0	0	15.2	16	12	12	2	1	10	26	0	0	258
Thielbar, C.	7	0	3.23	59	0	0	0	0	64.0	55	24	23	8	3	20	77	3	0	232
Thorpe, L.	0	2	4.70	5	4	0	0	0	15.1	14	11	8	2	0	7	6	1	0	237
Vincent, N.	1	0	0.71	7	0	0	0	0	12.2	6	1	1	1	1	5	9	0	1	146
Waddell, B.	0	1	11.25	4	0	0	0	0	4.0	10	6	5	2	0	3	1	0	0	455
MINNESOTA	73	89	4.83	162	162	1	9	42	1419.1	1392	834	762	239	62	484	1317	48	3	255

2022 TWINS STATISTICS

Batting: (6th in A.L.)

PLAYER	AVG	G	AB	R	H	2B	3B	HR	RBI	SH	SF	HB	BB	SO	SB	CS	E	OBP
Arraez, L.	.316	144	547	88	173	31	1	8	49	0	3	3	50	43	4	4	2	.375
Beckham, T.	.080	12	25	1	2	0	0	0	0	1	0	0	0	9	0	0	0	.080
Buxton, B.	.224	92	340	41	76	13	3	28	51	0	1	0	34	129	6	0	0	.306
Cano, Y.	.213	54	164	17	35	7	5	5	20	0	2	0	11	49	2	0	1	.260
Celestino, G.	.238	122	311	30	74	12	1	2	24	2	0	0	2	36	7	1	4	.313
Contreras, M.	.121	28	58	9	7	1	0	3	6	0	1	1	1	21	1	0	1	.148
Correa, C.	.291	136	522	70	152	24	1	22	64	0	4	3	61	121	0	1	8	.366
Garlick, K.	.233	66	150	23	35	3	0	9	18	0	1	3	8	48	0	0	1	.284
Godoy, J.	.000	2	3	2	0	0	0	0	0	0	0	0	2	2	0	0	0	.400
Gordon, N.	.272	138	405	45	110	28	4	9	50	3	6	10	19	105	6	4	9	.316
Hamilton, B.	.000	17	7	4	0	0	0	0	0	0	0	0	1	4	3	1	0	.125
Hamilton, C.	.056	22	18	5	1	0	0	1	1	1	0	0	4	14	0	0	0	.227
Jeffers, R.	.208	67	212	25	44	10	1	7	27	1	0	0	23	62	0	0	3	.285
Kepler, M.	.227	115	388	54	88	18	1	9	43	0	4	5	49	66	3	2	2	.318
Kintiroff, A.	.250	45	144	14	36	7	0	3	21	0	2	4	5	36	0	0	1	.290
Larnach, T.	.231	51	160	22	37	13	0	5	18	0	2	0	18	57	0	0	6	.306
Leao, S.	.169	34	71	6	12	3	0	0	4	2	0	0	13	27	0	0	2	.298
Lewis, R.	.300	12	40	5	12	4	0	2	5	0	0	0	1	5	0	0	2	.317
Miranda, J.	.268	125	444	45	119	25	0	15	66	0	1	10	28	91	1	1	6	.325
Palacios, J.	.143	30	70	8	10	0	0	2	6	1	2	0	4	27	0	0	6	.184
Polanco, J.	.235	104	375	54	88	16	0	16	56	0	4	2	64	95	3	3	8	.346
Sanchez, G.	.205	128	419	42	86	24	0	16	61	0	5	7	40	136	2	0	4	.282
Sano, M.	.083	20	60	1	5	0	0	1	3	0	1	1	9	25	1	0	2	.211
Urbela, G.	.285	144	501	61	143	27	3	13	64	0	7	2	41	96	1	0	6	.338
Waller, M.	.228	18	57	4	13	3	0	2	10	0	2	6	25	1	0	2	3	.323
MINNESOTA	.248	162	576	696	1356	269	18	178	668	10	46	62	518	1353	38	17	83	.317

Pitching: (10th in A.L.)

PITCHER	W	L	ERA	G	GS	CG	SH	SV	IP	H	R	ER	HR	HB	BB	SO	WP	BK	AVG	
Alcala, J.	0	0	0.00	2	0	0	0	0	2.1	2	0	0	0	0	2	2	0	0	.250	
Archer, C.	2	8	4.56	25	25	0	0	0	102.2	87	56	52	12	3	48	84	3	0	.228	
Bundy, D.	8	8	4.89	29	29	0	0	0	140.0	151	79	76	24	3	28	94	3	0	.271	
Cano, Y.	1	0	9.22	10	0	0	0	0	13.2	17	14	14	3	1	11	14	2	0	.304	
Cotton, J.	2	2	2.83	25	0	0	0	0	35.0	23	13	11	7	2	16	31	2	0	.185	
Coulombe, D.	0	0	1.46	10	0	0	0	0	12.1	7	3	2	0	0	9	9	1	0	.163	
Davis, A.	0	0	16.2	2	0	0	0	0	1.1	1	3	3	0	0	2	15	39	5	0	.167
Duffey, T.	2	4	4.91	40	0	0	0	2	44.0	45	24	24	6	4	16	39	6	0	.268	
Duran, J.	2	4	1.86	57	0	0	0	8	67.2	50	15	14	6	4	16	89	6	0	.207	
Fulmer, M.	2	2	3.70	26	0	0	0	1	24.1	30	10	10	3	2	8	22	2	0	.313	
González, C.	0	0	7.71	2	2	0	0	0	7.0	12	6	6	2	0	0	4	0	0	.387	
Gordon, N.	0	0	22.09	4	0	0	0	0	3.2	10	9	9	2	0	4	0	0	0	.476	
Gray, S.	8	5	3.08	24	24	0	0	0	119.2	99	44	41	11	6	36	117	3	0	.224	
Hamilton, I.	0	0	6.75	1	0	0	0	0	2.2	3	2	2	1	0	1	0	0	0	.300	
Henríquez, R.	0	1	2.31	3	0	0	0	0	11.2	8	4	3	1	2	3	9	0	0	.178	
Jax, G.	7	4	3.36	65	0	0	0	1	72.1	56	29	27	7	3	20	78	2	0	.212	
López, J.	0	1	4.37	23	0	0	0	4	22.2	23	11	11	1	3	14	18	3	0	.271	
Mahle, T.	1	1	4.41	4	4	0	0	0	16.1	13	8	8	4	0	4	12	0	0	.220	
Megill, T.	4	3	3.80	39	0	0	0	0	45.0	50	29	24	4	1	17	49	2	0	.282	
Minaya, J.	1	0	5.59	6	0	0	0	0	9.2	8	6	6	0	3	5	11	2	0	.216	
Moran, J.	0	1	2.21	31	0	0	0	1	40.2	25	11	10	0	0	18	54	2	0	.172	
Ober, B.	2	3	3.21	11	11	0	0	0	56.0	48	22	20	4	2	11	51	0	1	.227	
Paddock, C.	1	2	4.03	5	5	0	0	0	22.1	25	10	10	0	1	2	20	0	1	.284	
Paran, E.	4	6	4.43	59	0	0	0	0	63.0	60	36	31	12	4	26	84	3	0	.245	
Palacios, J.	0	0	0.00	2	0	0	0	0	0.2	1	0	0	0	0	2	0	0	0	.333	
Rodríguez, D.	0	1	3.52	2	0	0	0	0	7.2	7	5	3	0	0	4	4	0	0	.250	
Romero, J.	0	0	3.60	4	0	0	0	0	5.0	9	2	2	0	0	1	6	0	0	.391	
Ryan, J.	13	8	3.55	27	27	0	0	0	147.0	115	60	58	20	10	47	151	2	0	.211	

2022 TWINS STATISTICS

Sanchez, A	0	1	4.71	8	3	0	0	0	28.2	31	16	15	2	4	7	25	1	0	274
Sands, C	0	3	5.87	11	3	0	0	1	30.2	35	21	20	4	5	13	28	1	0	276
Smeltzer, D	5	2	3.71	15	12	0	0	0	70.1	67	30	29	13	1	19	40	2	0	253
Smith, J	1	1	4.61	34	0	0	0	0	27.1	33	18	14	7	1	9	17	0	1	297
Strashak, C	3	0	3.86	11	0	0	0	0	16.1	16	5	7	7	1	0	15	0	0	250
Strassburg, C	4	3	3.40	67	0	0	0	0	58.1	51	26	23	5	0	18	80	3	2	226
Thorburn, T	0	1	2.79	5	0	0	0	0	9.2	4	4	3	1	1	6	4	0	0	121
Varland, L	1	2	3.81	5	5	0	0	0	26.0	26	11	11	4	1	6	21	1	0	263
Winder, J	4	6	4.70	15	11	0	0	0	67.0	69	37	35	11	5	18	47	2	0	264
Woods Richardson, S	0	1	3.60	1	1	0	0	0	5.0	3	3	2	1	0	2	3	1	0	167
MINNESOTA	78	84	3.98	162	162	0	17	28	1437.0	1320	684	636	184	66	468	1336	50	4	242

2023 TWINS STATISTICS

Batting: (10th in A.L.)

PLAYER	AVG	G	AB	R	H	2B	3B	HR	RBI	SH	SF	HB	BB	SO	SB	CS	E	OBP
Buxton, B	.207	85	304	49	63	17	1	17	42	0	4	4	35	109	9	0	0	.294
Castro, W	.257	124	358	60	92	18	5	9	34	2	3	12	34	99	33	5	2	.339
Correa, C	.230	135	514	60	118	29	2	18	65	0	3	4	59	131	0	0	6	.312
Farmer, K	.296	120	336	49	86	14	2	11	46	0	2	8	23	86	2	4	4	.317
Gallo, J	.177	111	282	39	50	9	7	21	40	0	0	2	48	142	1	1	2	.301
Garlick, K	.179	14	28	2	5	1	0	2	4	0	0	0	2	11	0	0	0	.233
Gordon, N	.176	34	91	13	16	5	1	2	7	1	0	0	1	11	0	0	1	.185
Jeffers, R	.276	96	286	46	79	15	2	14	43	4	2	10	33	93	3	2	3	.369
Julien, E	.263	109	338	60	89	16	1	16	37	1	3	2	64	128	3	0	2	.381
Kepler, M	.260	130	438	72	114	22	2	24	66	0	4	4	45	106	1	1	1	.332
Kirilloff, A	.270	88	281	35	76	14	1	11	41	0	3	7	28	80	1	0	3	.348
Larnach, T	.213	58	183	26	39	7	3	8	40	0	2	0	27	72	1	1	0	.311
Lewis, R	.309	58	217	36	67	7	0	15	52	0	0	2	20	55	6	1	5	.372
Luplow, J	.206	32	63	10	13	3	0	2	4	0	0	1	9	19	2	0	0	.315
Luplow, J	.214	7	14	1	3	3	0	0	1	0	0	0	3	8	0	0	0	.353
Luplow, J	.208	39	77	11	16	3	0	2	5	0	0	1	12	27	2	0	0	.322
Miranda, J	.211	40	142	12	30	4	0	3	13	0	0	1	9	24	0	0	5	.253
Miranda, J	.255	80	302	38	77	18	0	14	48	0	3	2	36	88	4	0	6	.335
Solano, D	.282	134	394	43	111	26	1	5	38	0	1	15	40	100	0	0	5	.369
Stevenson, A	.189	25	37	4	7	1	0	0	1	0	0	1	2	8	4	1	1	.250
Taylor, M	.220	129	355	48	78	14	1	21	51	3	1	3	26	130	13	1	3	.278
Vazquez, C	.223	102	327	34	73	13	0	6	32	1	1	1	25	82	1	0	9	.280
Wallner, M	.249	76	213	42	53	11	1	14	41	0	0	13	28	80	2	1	1	.370
MINNESOTA	.243	162	5489	778	1336	264	24	233	745	12	32	92	594	1654	86	18	66	.326

Pitching: (4th in A.L.)

PITCHER	W	L	ERA	G	GS	CG	SH	SV	IP	H	R	ER	HR	HB	BB	SO	WP	BK	AVG
Alcala, J	0	1	6.23	11	0	0	0	0	17.1	14	13	12	5	1	10	16	0	0	.222
Balazovic, J	1	0	4.44	18	0	0	0	0	24.1	26	13	12	5	0	12	17	3	0	.274
Castro, W	0	0	11.57	3	0	0	0	0	2.1	3	3	3	0	0	2	0	0	0	.375
De Leon, J	0	1	4.67	12	1	0	0	0	17.1	16	10	9	2	1	5	17	0	0	.250
Duran, J	3	6	2.45	59	0	0	0	27	62.1	46	25	17	6	4	25	84	8	0	.207
Floro, D	2	1	5.29	19	0	0	0	0	17.0	22	10	10	1	2	6	17	0	0	.324
Funderburk, K	2	0	0.75	11	0	0	0	0	12.0	6	1	1	1	1	5	19	0	0	.146
Gray, S	8	8	2.79	32	32	0	0	0	184.0	156	59	57	8	6	55	183	6	1	.226
Headrick, B	3	0	6.31	14	0	0	0	1	25.2	27	18	18	7	4	10	30	1	0	.267
Jax, G	6	10	3.80	71	0	0	0	4	65.1	58	30	28	5	4	19	68	0	0	.232
Keuchel, D	2	10	3.91	10	6	0	0	0	37.2	46	25	25	3	2	18	25	2	0	.298
Lopez, J	2	2	5.09	37	0	0	0	3	35.1	34	22	20	7	8	11	27	2	0	.256
Lopez, P	11	8	3.66	32	32	1	1	0	194.0	176	81	79	24	9	48	234	7	0	.238
Luplow, J	0	1	13.50	2	0	0	0	0	1.1	1	3	2	1	1	0	0	1	0	.200
Maeda, K	6	8	4.23	21	20	0	0	0	104.1	94	50	49	17	3	28	117	2	0	.239
Mahle, T	2	2	3.16	5	5	0	0	0	25.2	22	11	9	5	0	5	28	0	0	.227
Moran, J	2	2	5.31	43	0	0	0	0	42.1	35	27	25	3	0	27	48	2	0	.226
Ober, B	8	6	3.43	26	26	0	0	0	144.1	125	58	55	22	7	29	146	1	0	.232
Ortega, O	0	1	4.30	10	0	0	0	0	14.2	11	7	7	2	1	7	14	1	0	.204
Paddack, C	1	0	5.40	2	0	0	0	0	5.0	6	3	3	1	0	1	8	1	0	.286
Pagan, E	5	2	2.99	66	1	0	0	1	69.1	45	26	23	5	1	21	65	2	0	.181
Rodriguez, D	0	0	13.50	1	0	0	0	0	0.2	1	1	1	0	0	0	0	0	0	.500
Ryan, J	11	10	4.50	29	29	1	0	0	161.2	155	83	81	32	6	34	197	3	0	.248
Sands, C	0	0	3.74	15	0	0	0	0	21.2	20	10	9	4	0	13	21	3	0	.235
Stewart, B	2	0	0.65	28	0	0	0	1	27.2	19	2	2	1	1	11	39	1	0	.196
Thielbar, C	3	1	3.23	36	0	0	0	0	30.2	23	12	11	7	0	6	36	1	0	.204
Varland, L	4	3	4.63	17	10	0	0	0	68.0	66	35	35	16	1	17	71	2	0	.252
Winder, J	2	1	4.15	19	0	0	0	1	34.2	35	16	16	3	0	14	28	1	0	.267
Woods Richardson, S	0	0	9.64	1	0	0	0	0	4.2	7	5	5	1	0	3	5	0	0	.350
MINNESOTA	87	75	3.87	162	162	2	12	38	1451.1	1294	659	624	194	63	443	1560	51	1	.236

DID YOU Know?

...that in 2024, the Twins hit a home run in 28-straight games from June 10 to July 10 (Game 2 of DH). It was the second-longest team home streak in major league history, trailing only New York-A-L in 2019 (31 G, 5/26-6/30). During that 28-game span, the Twins went 19-1 and totaled 45 home runs, including eight from Carlos Correa, seven from Royce Lewis and six from Byron Buxton.

2024 TWINS STATISTICS

Batting: (6th in A.L.)

PLAYER	AVG	G	AB	R	H	2B	3B	HR	RBI	SH	SF	HB	BB	SO	SB	CS	E	OBP
Buxton, B.	.279	102	355	62	99	27	3	18	56	0	2	11	20	99	7	2	0	.335
Camargo, J.	.000	5	6	1	0	0	0	0	0	0	0	0	1	3	0	0	0	.143
Castillo, D.	.333	4	6	3	2	1	0	0	2	0	0	0	2	1	0	0	0	.500
Castro, W.	.247	158	558	89	138	31	5	12	60	1	4	21	51	150	14	9	8	.331
Correa, C.	.310	86	319	55	99	20	2	14	54	0	4	3	40	61	0	0	5	.388
Farmer, K.	.214	107	215	26	46	13	1	5	25	0	2	6	19	49	3	5	2	.293
Helman, M.	.300	9	10	2	3	2	0	0	0	0	0	0	0	3	0	0	1	.300
Jeffers, R.	.226	122	412	56	93	22	0	21	64	1	6	14	32	94	3	0	6	.300
Julien, E.	.199	94	266	36	53	9	0	8	21	0	0	2	33	102	6	0	5	.292
Keisery Jr., D.	.154	6	13	1	2	0	0	1	1	0	0	1	0	1	0	0	0	.214
Kepler, M.	.253	105	368	43	93	21	1	8	42	0	3	5	22	80	1	0	0	.302
Kinifort, A.	.201	57	159	20	32	8	3	5	20	0	3	1	15	47	0	0	0	.270
Larnach, T.	.259	112	355	59	92	17	0	15	52	0	2	3	40	89	4	1	0	.338
Lee, B.	.221	50	172	9	38	6	1	3	27	0	2	0	11	27	3	0	4	.265
Lewis, R.	.233	82	292	40	68	16	0	16	47	0	5	0	28	74	0	0	7	.295
Margot, M.	.238	129	315	37	75	17	1	4	31	1	3	3	21	54	5	0	3	.289
Martin, A.	.253	93	233	41	59	18	1	5	16	2	0	2	20	47	2	3	1	.318
Miranda, J.	.284	121	401	61	114	28	1	9	49	0	4	6	18	66	2	2	6	.322
Sanfane, C.	.238	150	521	43	124	26	0	23	71	0	2	6	65	99	4	0	4	.328
Vazquez, C.	.221	93	294	29	65	10	0	7	27	5	4	1	11	65	3	1	4	.248
Wallner, M.	.259	75	220	26	57	17	1	13	37	0	1	16	24	95	3	0	0	.372
MINNESOTA	.246	162	5490	742	1352	309	23	183	702	10	47	101	473	1306	65	23	70	.315

Pitching: (10th in A.L.)

PITCHER	W	L	ERA	G	GS	CG	SH	SV	IP	H	R	ER	HR	HB	BB	SO	WP	BK	AVG
Alcala, J.	4	3	3.24	54	0	0	0	0	58.1	40	23	21	8	3	20	58	4	0	.190
Blewett, S.	1	1	1.77	12	0	0	0	0	20.1	17	5	4	2	1	8	18	0	0	.224
Boushley, C.	0	0	4.50	2	0	0	0	0	4.0	6	2	2	0	0	2	1	0	0	.333
Bowman, M.	0	0	2.35	5	0	0	0	0	7.2	2	2	2	1	2	4	6	0	0	.080
Castillo, D.	0	0	2.70	7	0	0	0	0	10.0	8	3	3	0	0	8	6	1	0	.235
Castro, W.	0	0	0.00	2	0	0	0	0	1.1	0	0	0	0	0	0	0	0	0	.000
Dobnak, R.	0	0	5.59	5	0	0	0	0	9.2	11	6	6	1	0	5	7	1	0	.275
Duarte, D.	1	0	2.25	2	0	0	0	0	4.0	2	1	1	1	0	1	3	0	0	.143
Duran, J.	6	9	3.64	58	0	0	0	23	54.1	48	30	22	4	6	15	66	1	1	.235
Farmer, K.	0	0	6.75	3	0	0	0	0	4.0	7	3	3	0	0	1	0	0	0	.389
Festa, D.	2	6	4.90	14	13	0	0	0	64.1	62	36	35	9	2	23	77	2	1	.247
Funderburk, K.	1	0	6.49	27	0	0	0	1	34.2	41	26	23	4	5	15	32	4	1	.301
Headrick, B.	0	0	3.00	1	0	0	0	0	3.0	2	1	1	1	0	2	5	0	0	.182
Henriquez, R.	1	1	3.26	16	1	0	0	0	19.1	20	8	7	2	2	5	15	1	0	.267
Irvin, C.	0	1	12.27	4	0	0	0	0	3.2	6	5	5	1	1	4	2	1	0	.375
Jackson, J.	1	2	7.52	20	0	0	0	0	26.1	28	24	22	7	0	9	29	0	0	.267
Jax, G.	5	3	2.03	72	0	0	0	10	71.0	47	19	16	4	2	15	95	4	0	.184
Lopez, P.	15	10	4.08	32	32	0	0	0	185.1	180	90	84	26	8	41	198	3	0	.252
Matthews, Z.	1	4	6.69	9	9	0	0	0	37.2	51	31	28	11	2	11	43	1	0	.311
Ober, B.	12	9	3.98	31	31	1	0	0	178.2	136	81	79	27	6	43	191	1	0	.208
Okert, S.	3	2	5.09	44	1	0	0	1	35.1	37	22	20	6	3	16	33	2	0	.266
Paddock, C.	5	3	4.99	17	17	0	0	0	88.1	102	50	49	14	1	21	79	3	0	.283
Richards, T.	0	1	4.15	10	0	0	0	1	13.0	8	6	6	0	2	11	13	7	0	.182
Ryan, J.	7	7	3.60	23	23	0	0	0	135.0	110	59	54	19	5	23	147	2	1	.217
Sands, C.	9	7	3.28	52	0	0	0	4	71.1	59	30	26	6	6	12	85	3	1	.221
Staumont, J.	1	0	3.70	25	0	0	0	0	24.1	17	12	10	0	1	14	18	1	0	.200
Stewart, B.	0	0	5.17	16	0	0	0	0	15.2	15	9	9	2	0	8	20	0	0	.254
Thielbar, C.	2	4	5.32	59	0	0	0	3	47.1	50	33	28	6	0	24	53	2	0	.266
Tonkin, M.	0	0	3.86	13	0	0	0	0	16.1	18	7	7	0	2	7	22	0	0	.286
Topa, J.	0	0	0.00	3	0	0	0	0	2.1	1	0	0	0	0	0	2	0	0	.125
Varland, L.	0	6	7.61	16	7	0	0	0	49.2	68	44	42	12	4	16	49	0	0	.318
Wallner, M.	0	0	0.00	1	0	0	0	0	1.1	2	0	0	0	0	0	0	0	0	.333
Winder, J.	0	0	3.00	4	0	0	0	0	9.0	7	4	3	0	2	1	10	0	0	.212
Woods Richardson, S.	5	5	4.17	28	28	0	0	0	133.2	125	63	62	16	3	48	117	3	0	.246
MINNESOTA	82	80	4.26	162	162	1	8	43	1440.1	1333	735	682	190	69	433	1500	47	5	.242

HOME RUNS HIT INTO THE CENTERFIELD DELTASKY360° SUITE

Since 2016, just nine batters have homered into the suite in centerfield at Target Field - all Twins. Below are those homers, in chronological order.

PLAYER	ESTIMATED DISTANCE	DATE	TEAM
ByungHo Park	462 ft	April 16, 2016	MIN
Miguel Sanó	466 ft	May 2, 2017	MIN
Jake Cave	457 ft	August 19, 2018	MIN
Tyler Austin	451 ft	August 26, 2018	MIN
Nelson Cruz	454 ft	September 12, 2019	MIN
Josh Donaldson	441 ft	September 4, 2020 (G1)	MIN
Trevor Larnach	461 ft	May 26, 2021	MIN
Jorge Polanco	451 ft	May 7, 2022	MIN
Max Kepler	435 ft	August 5, 2023	MIN



Exclusive CASINO

PARTNER OF THE 



As a Founding Partner of Target Field, the title sponsor of the Treasure Island Baseball Network and the Treasure Island Home Run Deck, and a proud supporter of the Twins Community Fund, we are excited to continue our partnership and expand our presence across Twins Territory. When the team's away, escape to The Island for a relaxing stay, thrilling gaming, a variety of dining options and incredible amenities.



Tlcasino.com | 1-800-222-7077

POSTSEASON





1965 WORLD SERIES

Twins vs. Los Angeles Dodgers

DODGERS:	AVG	G	AB	R	H	2B	3B	HR	RBI	BB	SO	SB
Crawford, ph	.500	2	2	0	1	0	0	0	0	0	1	0
W. Davis, cf	.231	7	26	3	6	0	0	0	0	0	2	3
Drysdale, p-ph	.000	3	5	0	0	0	0	0	0	0	4	0
Fairly, rf	.379	7	29	7	11	3	0	2	6	0	1	0
Gilliam, 3b	.214	7	28	2	6	1	0	0	2	1	0	0
Johnson, lf	.296	7	27	3	8	2	0	2	4	1	3	0
Kennedy, 3b-pr	.000	4	1	0	0	0	0	0	0	0	0	0
Koufax, p	.111	3	9	0	1	0	0	0	1	1	5	0
Lefebvre, 2b	.400	3	10	2	4	0	0	0	0	0	0	0
LeJohn, ph	.000	1	1	0	0	0	0	0	0	0	1	0
Moon, ph	.000	2	2	0	0	0	0	0	0	0	0	0
Osteen, p	.333	3	3	0	1	0	0	0	0	0	0	0
Parker, 1b	.304	7	23	3	7	0	1	1	2	3	3	2
Roseboro, c	.286	7	21	1	6	1	0	0	3	5	3	1
Tracowski, ph-2b	.118	6	17	0	2	0	0	0	0	1	5	0
Wills, ss	.367	7	30	3	11	3	0	0	3	1	3	3
Totals	.274	7	234	24	64	10	1	5	21	13	31	9

Pitchers:	W	L	ERA	G	GS	CG	SHO	SV	IP	H	R	ER	BB	SO
Brewer	0	0	4.50	1	0	0	0	0	2.0	3	1	1	0	1
Drysdale	1	1	3.86	2	2	1	0	0	11.2	12	9	5	3	15
Koufax	2	1	0.38	3	3	2	2	0	24.0	13	2	1	5	29
Miller	0	0	0.00	2	0	0	0	0	1.1	0	0	0	0	0
Osteen	1	1	0.64	2	2	1	1	0	14.0	9	2	1	5	4
Perranoski	0	0	7.36	2	0	0	0	0	3.2	3	3	3	4	1
Reed	0	0	8.10	2	0	0	0	0	3.1	2	3	3	2	4
Totals	4	3	2.10	14	7	4	3	0	60.0	42	20	14	19	54

TWINS:	AVG	G	AB	R	H	2B	3B	HR	RBI	BB	SO	SB
Allison, lf	.125	5	16	3	2	1	0	1	2	2	9	1
Battley, c	.120	7	25	1	3	0	1	0	2	0	5	0
Grant, p	.250	3	8	3	2	1	0	1	3	0	1	0
Hall, cf	.143	2	7	0	1	0	0	0	0	1	5	0
Kaat, p	.167	3	6	0	1	0	0	0	2	0	5	0
Killebrew, 3b	.286	7	21	2	6	0	0	1	2	6	4	0
Mincher, 1b	.130	7	23	3	3	0	0	1	1	2	7	0
Nossek, cf-ph	.200	6	20	0	4	0	0	0	0	0	1	0
Oliva, rf	.192	7	26	2	5	1	0	1	2	1	6	0
Pascual, p	.000	1	1	0	0	0	0	0	0	0	0	0
Quilici, 2b	.200	7	20	2	4	2	0	0	1	4	3	0
Rollins, ph	.000	3	2	0	0	0	0	0	0	1	0	0
Valdespino, lf-ph	.273	5	11	1	3	1	0	0	0	0	1	0
Versalles, ss	.286	7	28	3	8	1	1	1	4	2	7	1
Zimmerman, c	.000	2	1	0	0	0	0	0	0	0	0	0
Totals	.195	7	215	20	42	7	2	6	19	19	54	2

Pitchers:	W	L	ERA	G	GS	CG	SHO	SV	IP	H	R	ER	BB	SO
Boswell	0	0	3.38	1	0	0	0	0	2.2	3	1	1	2	3
Grant	2	1	2.74	3	3	2	0	0	23.0	22	8	7	2	12
Kaat	1	2	3.77	3	3	1	0	0	14.1	18	7	6	2	6
Klippstein	0	0	0.00	2	0	0	0	0	2.2	2	0	0	2	3
Merritt	0	0	2.70	2	0	0	0	0	3.1	2	1	1	0	1
Pascual	0	1	5.40	1	1	0	0	0	5.0	8	3	3	1	0
Perry	0	0	4.50	2	0	0	0	0	4.0	5	2	2	2	4
Pleis	0	0	9.00	1	0	0	0	0	1.0	2	1	1	0	0
Worthington	0	0	0.00	2	0	0	0	0	4.0	2	1	0	2	2
Totals	3	4	3.15	17	7	3	0	0	60.0	64	24	21	13	31

1965 WORLD SERIES CONTINUED

GAME 1 Wednesday, October 6 at Minnesota

Los Angeles	0	1	0	0	0	0	0	1	—	2	10	1
Minnesota	0	1	6	0	0	1	0	0	x	8	10	0
WP — Grant. LP — Drysdale.												
Drysdale, Reed (3), Brewer (5), Perranoski (7) and Roseboro.												
Grant and Battey.												
HR — Fairly, Mincher, Versalles. T — 2:29. A — 47,797.												

GAME 2 Thursday, October 7 at Minnesota

Los Angeles	0	0	0	0	0	0	1	0	0	—	1	7	3
Minnesota	0	0	0	0	2	1	2	x	—	5	9	0	
WP — Kaat. LP — Koufax.													
Koufax, Perranoski (7), Miller (8) and Roseboro.													
Kaat and Battey.													
T — 2:13. A — 48,700.													

GAME 3 Saturday, October 9 at Los Angeles

Minnesota	0	0	0	0	0	0	0	0	—	0	5	0	
Los Angeles	0	0	0	2	1	1	0	0	x	—	4	10	1
WP — Osteen. LP — Pascual.													
Pascual, Merritt (6), Klippstein (8) and Battey, Zimmerman (7).													
Osteen and Roseboro.													
T — 2:06. A — 55.934.													

GAME 4 Sunday, October 10 at Los Angeles

Minnesota	0	0	0	1	0	1	0	0	0	—	2	5	2
Los Angeles	1	1	0	1	0	3	0	1	x	—	7	10	0
WP — Drysdale. LP — Grant.													
Grant, Worthington (6), Pleis (8) and Battey, Zimmerman (7).													
Drysdale and Roseboro.													
HR — Killebrew, Parker, Oliva, Johnson. T — 2:15. A — 55,920.													

GAME 5 Monday, October 11 at Los Angeles

Minnesota	0	0	0	0	0	0	0	—	0	4	1		
Los Angeles	2	0	2	1	0	0	2	0	x	—	7	14	0
WP — Koufax. LP — Kaat.													
Kaat, Boswell (3), Perry (6) and Battey.													
Koufax and Roseboro.													
T — 2:34. A — 55,801.													

GAME 6 Wednesday, October 13 at Minnesota

Los Angeles	0	0	0	0	0	1	0	0	—	1	6	1	
Minnesota	0	0	0	2	0	3	0	0	x	—	5	6	1
WP — Grant. LP — Osteen.													
Osteen, Reed (6), Miller (8) and Roseboro.													
Grant and Battey.													
HR — Fairly, Allison, Grant. T — 2:16. A — 49,578.													

GAME 7 Thursday, October 14 at Minnesota

Los Angeles	0	0	0	0	0	0	0	0	—	2	7	0
Minnesota	0	0	0	0	0	0	0	0	—	0	3	1
WP — Koufax. LP — Kaat.												
Koufax and Roseboro.												
Kaat, Worthington (4), Klippstein (6), Merritt (7), Perry (9) and Battey.												
HR — Johnson. T — 2:27. A — 50,596.												



1969 AMERICAN LEAGUE CHAMPIONSHIP SERIES

Twins vs. Baltimore Orioles

ORIOLES:	AVG	G	AB	R	H	2B	3B	HR	RBI	BB	SO	SB		
Belanger, ss	.267	3	15	4	4	0	1	1	1	0	0	0		
Blair, cf	.400	3	15	1	6	2	0	1	6	2	2	0		
Buford, lf	.286	3	14	3	4	1	0	0	1	3	0	0		
Cuellar, p	.000	1	2	0	0	0	0	0	0	0	1	0		
Etchebarren, c	.000	2	4	0	0	0	0	0	0	0	0	0		
Hendricks, ph-c	.250	3	8	2	2	2	0	0	3	1	2	0		
Johnson, 2b	.231	3	13	2	3	0	0	0	0	2	1	0		
May, ph	.000	1	1	0	0	0	0	0	0	0	0	0		
McNally, p	.000	1	4	0	0	0	0	0	0	0	2	0		
Motton, ph	.500	2	2	0	1	0	0	0	1	0	0	0		
Palmer, p	.000	1	5	0	0	0	0	0	0	0	3	0		
Powell, 1b	.385	3	13	2	5	0	0	1	1	2	0	0		
B. Robinson, 3b	.500	3	14	1	7	1	0	0	0	0	0	0		
F. Robinson, rf	.333	3	12	1	4	2	0	1	2	3	3	0		
Salmon, ph	.000	1	1	0	0	0	0	0	0	0	0	0		
Totals	.293	3	123	16	36	8	1	4	15	13	14	0		
Pitchers:	W	L	ERA	G	GS	CG	SHO	SV	IP	H	R	ER	BB	SO
Cuellar	0	0	2.25	1	1	0	0	0	8.0	3	3	1	1	7
R. Hall	1	0	0.00	1	0	0	0	0	0.2	0	0	0	0	1
Lopez	0	0	0.00	1	0	0	0	0	0.1	1	0	0	2	0
McNally	1	0	0.00	1	1	1	1	0	11.0	3	0	0	5	11
Palmer	1	0	2.00	1	1	1	0	0	9.0	10	2	2	2	4
Richert	0	0	0.00	1	0	0	0	0	1.0	0	0	0	2	2
Watt	0	0	0.00	1	0	0	0	0	2.0	0	0	0	0	2
Totals	3	0	1.13	7	3	2	1	0	32.0	17	5	4	12	27

DID YOU Know?

...that when Rick Aguilera pinch-hit for Mark Guthrie in Game 3 of the 1991 World Series, he became the first pitcher to be used in that role since Don Drysdale did so for the Dodgers in Game 2 of the 1965 Series vs. Minnesota.

1969 ALCS CONTINUED

TWINS:	AVG	G	AB	R	H	2B	3B	HR	RBI	BB	SO	SB
Allison, lf	.000	2	8	0	0	0	0	0	1	0	0	0
Boswell, p	.000	1	4	0	0	0	0	0	0	0	4	0
Cardenas, ss	.154	3	13	0	2	0	1	0	0	0	7	0
Carew, 2b	.071	3	14	0	1	0	0	0	0	1	4	0
Killebrew, 3b	.125	3	8	2	1	1	0	0	0	6	2	0
Mitterwald, c	.143	2	7	0	1	0	0	0	0	1	3	0
Nettles, ph	1.000	1	1	0	1	0	0	0	0	0	0	0
Oliva, rf	.385	3	13	3	5	2	0	1	2	1	3	1
Perranoski, p	.000	3	1	0	0	0	0	0	0	0	0	0
Perry, p	.000	1	3	0	0	0	0	0	0	0	1	0
Reese, lb	.167	3	12	0	2	0	0	0	2	1	1	0
Renick, ph	.000	1	1	0	0	0	0	0	0	0	0	0
Roseboro, c	.200	2	5	0	1	0	0	0	0	0	0	0
Tovar, cf	.077	3	13	0	1	0	0	0	0	1	2	1
Uhlender, lf	.167	2	6	0	1	0	0	0	0	0	0	0
Woodson, p	1.000	1	1	0	1	0	0	0	0	0	0	0
Totals	.155	3	110	5	17	3	1	1	5	12	27	2

Pitchers:	W	L	ERA	G	GS	CG	SHO	SV	IP	H	R	ER	BB	SO
Boswell	0	1	0.84	1	1	0	0	0	10.2	7	1	1	7	4
Chance	0	0	13.50	1	0	0	0	0	2.0	4	3	3	0	2
Grzenda	0	0	0.00	1	0	0	0	0	0.2	0	0	0	0	0
T. Hall	0	0	0.00	1	0	0	0	0	0.2	0	0	0	0	0
Miller	0	1	5.40	1	1	0	0	0	1.2	5	3	1	0	0
Perranoski	0	1	5.79	3	0	0	0	0	4.2	8	3	3	0	2
Perry	0	0	3.38	1	1	0	0	0	8.0	6	3	3	3	3
Woodson	0	0	10.80	1	0	0	0	0	1.2	3	2	2	3	2
Worthington	0	0	6.75	1	0	0	0	0	1.1	3	1	1	0	1
Totals	0	3	4.02	11	3	0	0	0	31.1	36	16	14	13	14

GAME 1 Saturday, October 4 at Baltimore

Minnesota	0	0	0	0	1	0	2	0	0	0	0	0	—	3	4	2
Baltimore	0	0	0	1	1	0	0	0	1	0	0	1	—	4	10	1

WP — Hall. LP — Perranoski.

Perry, Perranoski (9) and Mitterwald, Roseboro (12).

Cuellar, Richert (9), Watt (10), Lopez (12), R. Hall (12) and Hendricks, Etchebarren (10).

HR — F. Robinson, Belanger, Oliva, Powell.

T — 3:29. A — 39,324.

GAME 3 Monday, October 6 at Minnesota

Baltimore	0	3	0	2	0	1	0	2	3	—	11	18	0
Minnesota	1	0	0	0	1	0	0	0	0	—	2	10	2

WP — Palmer. LP — Miller.

Palmer and Hendricks.

Miller, Woodson (2), T. Hall (4), Worthington (5), Grzenda (6), Chance (7),

Perranoski (9) and Roseboro.

HR — Blair. T — 2:48. A — 32,735.

GAME 2 Sunday, October 5 at Baltimore

Minnesota	0	0	0	0	0	0	0	0	0	0	—	0	3	1
Baltimore	0	0	0	0	0	0	0	0	0	1	—	1	8	0

WP — McNally. LP — Boswell.

Boswell, Perranoski (11) and Mitterwald.

McNally and Etchebarren, Hendricks (10).

T — 3:17. A — 41,704.





1970 AMERICAN LEAGUE CHAMPIONSHIP SERIES

Twins vs. Baltimore Orioles

ORIOLES:	AVG	G	AB	R	H	2B	3B	HR	RBI	BB	SO	SB
Belanger, ss	.333	3	12	5	4	0	0	0	1	1	0	0
Blair, cf	.077	3	13	0	1	0	0	0	0	1	4	0
Buford, lf	.429	2	7	2	3	1	0	1	3	2	0	0
Cuellar, p	.500	1	2	1	1	0	0	1	4	0	1	0
Etchebarren, c	.111	2	9	1	1	0	0	0	0	0	3	0
R. Hall, p	.500	1	2	1	1	0	0	0	0	0	1	0
Hendricks, c	.400	1	5	2	2	0	0	0	0	0	1	0
Johnson, 2b	.364	3	11	4	4	0	0	2	4	1	1	0
McNally, p	.400	1	5	1	2	1	0	0	1	0	1	0
Palmer, p	.250	1	4	1	1	1	0	0	1	0	0	0
Powell, 1b	.429	3	14	2	6	2	0	1	6	0	3	0
Rettenmund, lf	.333	1	3	1	1	0	0	0	1	2	1	1
B. Robinson, 3b	.583	3	12	3	7	2	0	0	1	0	1	0
F. Robinson, rf	.200	3	10	3	2	0	0	1	2	5	2	0
Totals	.330	3	109	27	36	7	0	6	24	12	19	1

Pitchers:	W	L	ERA	G	GS	CH	SHO	SV	IP	H	R	ER	BB	SO
Cuellar	0	0	12.46	1	1	0	0	0	4.1	10	6	6	1	2
R. Hall	1	0	0.00	1	0	0	0	0	4.2	1	0	0	0	3
McNally	1	0	3.00	1	1	1	0	0	9.0	6	3	3	5	5
Palmer	1	0	1.00	1	1	1	0	0	9.0	7	1	1	3	12
Totals	3	0	3.33	4	3	2	0	0	27.0	24	10	10	9	22

TWINS:	AVG	G	AB	R	H	2B	3B	HR	RBI	BB	SO	SB
Allison, ph	.000	3	2	0	0	0	0	0	0	1	1	0
Alvea, lf-ph	.000	3	7	1	0	0	0	0	0	2	3	0
Cardenas, ss	.182	3	11	1	2	0	0	0	1	1	1	0
Carew, ph	.000	2	2	0	0	0	0	0	0	0	1	0
T. Hall, p	.000	2	1	0	0	0	0	0	0	0	1	0
Holt, ph-cf-pr	.000	3	5	0	0	0	0	0	0	0	2	0
Kaat, p	.000	1	1	0	0	0	0	0	0	0	1	0
Killebrew, 3b-1b	.273	3	11	2	3	0	0	2	4	2	4	0
Manuel, ph	.000	1	1	0	0	0	0	0	0	0	1	0
Mitterwald, c	.500	2	8	2	4	1	0	0	2	0	2	0
Oliva, rf	.500	3	12	2	6	2	0	1	1	0	1	0
Perry, p	.000	2	1	0	0	0	0	0	1	0	0	0
Quilici, 2b-ph	.000	3	2	0	0	0	0	0	0	0	1	0
Ratliff, c	.250	1	4	0	1	0	0	0	0	0	1	0
Reese, 1b	.143	2	7	0	1	0	0	0	0	1	1	0
Renick, 3b-ph	.200	2	5	0	1	0	0	0	0	0	1	0
Tiant, p-pr	.111	2	0	0	0	0	0	0	0	0	0	0
Thompson, 2b	.125	3	8	0	1	1	0	0	0	1	0	0
Tovar, cf-2b-lf	.385	3	13	2	5	0	1	0	1	0	0	0
Williams, p	.000	2	0	0	0	0	0	0	0	1	0	0
Totals	.238	3	101	10	24	4	1	3	10	9	22	0

Pitchers:	W	L	ERA	G	GS	CH	SHO	SV	IP	H	R	ER	BB	SO
Blyleven	0	0	0.00	1	0	0	0	0	2.0	2	1	0	0	2
T. Hall	0	1	6.75	2	1	0	0	0	5.1	6	4	4	4	6
Kaat	0	1	9.00	1	1	0	0	0	2.0	6	4	2	2	1
Perranoski	0	0	19.29	2	0	0	0	0	2.1	5	5	5	1	3
Perry	0	1	13.50	2	1	0	0	0	5.1	10	9	8	1	3
Tiant	0	0	13.50	1	0	0	0	0	0.2	1	2	1	0	0
Williams	0	0	0.00	2	0	0	0	0	6.0	2	0	0	1	2
Woodson	0	0	9.00	1	0	0	0	0	1.0	2	1	1	1	0
Zepp	0	0	6.75	2	0	0	0	0	1.1	2	1	1	2	2
Totals	0	3	7.62	14	3	0	0	0	26.0	36	27	22	12	19

DID YOU Know?

...that the last time the Twins/Senators won a World Series road game was on October 7, 1925. Starting pitcher Walter Johnson allowed one run on five hits in 9.0 innings pitched to go along with 10 strikeouts in Game 1 vs. Pittsburgh. Since that game, the Twins/Senators have 14-straight losses (three-straight losses in '25, two straight in '33, three straight in '65, three straight in '87 and three more in '91).

1970 ALCS CONTINUED

GAME 1 Saturday, October 3 at Minnesota

Baltimore	0	2	0	7	0	1	0	0	0	—	10	13	0
Minnesota	1	1	0	1	3	0	0	0	0	—	6	11	2

WP — Hall. LP — Perry.
Cuellar, R. Hall (5) and Hendricks.
Perry, Zepp (4), Woodson (5), Williams (6), Perranoski (9) and Mitterwald.
HR — Cuellar, Buford, Powell, Killebrew. T — 2:36. A — 26,847.

GAME 3 Monday, October 5 at Baltimore

Minnesota	0	0	0	0	1	0	0	0	0	—	1	7	2
Baltimore	1	1	3	0	0	0	1	0	x	—	6	10	0

WP — Palmer. LP — Kaat.
Kaat, Blyleven (3), T. Hall (5), Perry (7) and Ratliff.
Palmer and Etchebarren.
HR — Johnson. T — 2:20. A — 27,608.

GAME 2 Sunday, October 4 at Minnesota

Baltimore	1	0	2	1	0	0	0	0	7	—	11	13	0
Minnesota	0	0	0	3	0	0	0	0	0	—	3	6	2

WP — McNally. LP — Hall.
McNally and Etchebarren.
T. Hall, Zepp (4), Williams (5), Perranoski (8), Tiant (9) and Mitterwald.
HR — F. Robinson, Killebrew, Oliva, Johnson. T — 2:59. A — 27,490.



1987 AMERICAN LEAGUE CHAMPIONSHIP SERIES

Twins vs. Detroit Tigers

TIGERS:	AVG	G	AB	R	H	2B	3B	HR	RBI	BB	SO	SB
Bergman, ph-dh-1b	.250	4	4	0	1	0	0	0	2	0	1	0
Brookens, 3b	.000	5	13	0	0	0	0	0	0	0	3	0
Evans, 1b-3b	.294	5	17	0	5	0	0	0	0	4	2	0
Gibson, lf	.286	5	21	4	6	1	0	1	4	3	8	3
Gibson, ph-dh	.571	4	7	0	4	0	0	0	0	0	1	0
Heath, c	.286	3	7	1	2	0	0	1	2	0	0	0
Herdon, rf-ph-dh	.333	3	9	1	3	1	0	0	2	1	1	1
Lemon, cf	.278	5	18	4	5	0	0	2	4	1	4	0
Madlock	.000	1	5	0	0	0	0	0	0	0	3	0
Morrison, dh-3b	.400	2	5	1	2	0	0	0	0	0	1	0
Nokes, ph-dh-c	.143	5	14	2	2	0	0	1	2	1	4	0
Sheridan, rf-pr	.300	5	10	2	3	1	0	1	2	0	2	0
Tammell, ss	.200	5	20	3	4	1	0	0	2	1	2	0
Whitaker, 2b	.176	5	17	4	3	0	0	1	1	7	3	1
Totals	.240	5	167	23	40	4	0	7	21	18	35	5

Pitchers:	W	L	ERA	G	GS	CG	SHO	SV	IP	H	R	ER	BB	SO
Alexander	0	2	10.00	2	2	0	0	0	9.0	14	10	10	1	5
Henneman	1	0	10.80	3	0	0	0	0	5.0	6	6	6	6	3
Hernandez	0	0	0.00	1	0	0	0	0	0.1	2	0	0	0	0
King	0	0	1.69	2	0	0	0	0	5.1	3	1	1	2	4
Morris	0	1	6.75	1	1	1	0	0	8.0	6	6	6	3	7
Petry	0	0	0.00	1	0	0	0	0	3.1	1	1	0	0	1
Robinson	0	0	0.00	1	0	0	0	0	0.1	1	0	0	0	0
Tanana	0	1	5.06	1	1	0	0	0	5.1	6	4	3	4	1
Terrell	0	0	9.00	1	1	0	0	0	6.0	7	6	6	4	4
Thurmond	0	0	0.00	1	0	0	0	0	0.1	0	0	0	0	0
Totals	1	4	6.70	12	5	1	0	0	43.0	46	34	32	20	25

TWINS:	AVG	G	AB	R	H	2B	3B	HR	RBI	BB	SO	SB
Baylor, ph-dh	.400	2	5	0	2	0	0	0	1	0	0	0
Brunansky, rf	.412	5	17	5	7	4	0	2	9	4	3	0
Bush, dh	.250	4	12	4	3	0	1	0	2	3	2	3
Butera, c	.667	1	3	0	2	0	0	0	0	0	0	0
Davidson, pr	1	0	0	0	0	0	0	0	0	0	0	0
Gaetti, 3b	.300	5	20	5	6	1	0	2	5	1	3	0
Gagne, ss	.278	5	18	5	5	3	0	2	3	3	4	0
Gladden, lf	.350	5	20	5	7	2	0	0	5	2	1	0
Hrbek, 1b	.150	5	20	4	3	0	0	1	1	3	0	0
Larkin, ph	1.000	1	1	0	1	1	0	0	1	0	0	0
Laudner, c	.071	5	14	1	1	1	0	0	2	2	5	0
Lombardozzi, 2b-pr	.267	5	15	2	4	0	0	0	1	2	2	0
Newman, 2b	.000	1	2	0	0	0	0	0	0	0	0	0
Puckett, cf	.208	5	24	3	5	1	0	1	3	0	5	1
Totals	.269	5	171	34	46	13	1	8	33	20	25	4

Pitchers:	W	L	ERA	G	GS	CG	SHO	SV	IP	H	R	ER	BB	SO
Atterton	0	0	0.00	1	0	0	0	0	0.1	1	1	0	0	0
Berenguer	0	0	1.50	4	0	0	0	1	6.0	1	1	1	3	6
Blyleven	2	0	4.05	2	2	0	0	0	13.1	12	6	6	3	9
Reardon	1	1	5.06	4	0	0	0	2	5.1	7	3	3	3	5
Schatzeder	0	0	0.00	2	0	0	0	0	4.1	2	0	0	0	5
Straker	0	0	16.88	1	1	0	0	0	2.2	3	5	5	4	1
Viola	1	0	5.25	2	2	0	0	0	12.0	14	8	7	5	9
Totals	4	1	4.50	16	5	0	0	3	44.0	40	23	22	18	35

1987 ALCS CONTINUED

GAME 1 Wednesday, October 7 at Minnesota

Detroit	0	0	1	0	0	1	1	2	0	—	5	10	0
Minnesota	0	1	0	0	3	0	0	4	x	—	8	10	0

WP — Reardon. LP — Alexander.
Alexander, Henneman (8), Hernandez (8), King (8) and Heath.
Viola, Reardon (8) and Laudner.
HR — Gaetti 2, Heath, Gibson. T — 2:46. A — 53,269.

GAME 2 Thursday, October 8 at Minnesota

Detroit	0	2	0	0	0	0	0	1	0	—	3	7	1
Minnesota	0	3	0	2	1	0	0	0	x	—	6	6	0

WP — Blyleven. LP — Morris. Save — Berenguer.
Morris and Heath, Nokes (8).
Blyleven, Berenguer (8) and Laudner.
HR — Lemon, Hrbek, Whitaker. T — 2:54. A — 55,245.

GAME 3 Saturday, October 10 at Detroit

Minnesota	0	0	0	2	0	2	2	0	0	—	6	8	1
Detroit	0	0	5	0	0	0	0	2	x	—	7	7	0

WP — Henneman. LP — Reardon.
Straker, Schatzeder (3), Berenguer (7), Reardon (8) and Butera, Laudner (7).
Terrell, Henneman (7) and Nokes.
HR — Gagne, Brunansky, Sheridan. T — 3:29. A — 49,730.

GAME 4 Sunday, October 11 at Detroit

Minnesota	0	0	1	1	1	1	0	1	0	—	5	7	1
Detroit	1	0	0	0	1	1	0	0	0	—	3	7	3

WP — Viola. LP — Tanana. Save — Reardon.
Viola, Atherton (6), Berenguer (6), Reardon (9) and Laudner.
Tanana, Petry (6), Thurmond (9) and Heath.
HR — Puckett, Gagne. T — 3:24. A — 51,939.

GAME 5 Monday, October 12 at Detroit

Minnesota	0	4	0	0	0	0	1	1	3	—	9	15	1
Detroit	0	0	0	3	0	0	0	1	1	—	5	9	1

WP — Blyleven. LP — Alexander. Save — Reardon.
Blyleven, Schatzeder (7), Berenguer (8), Reardon (8) and Laudner.
Alexander, King (2), Henneman (7), Robinson (9) and Nokes.
HR — Nokes, Lemon, Brunansky. T — 3:14. A — 47,448.



1987 WORLD SERIES

Twins vs. St. Louis Cardinals

CARDINALS:	AVG	G	AB	R	H	2B	3B	HR	RBI	BB	SO	SB		
Coleman, lf	.143	7	28	5	4	2	0	0	2	2	10	6		
Cox, p	.000	3	2	0	0	0	0	0	0	0	1	0		
Dayley, p	.000	4	1	0	0	0	0	0	0	0	1	0		
Driessen, 1b	.231	4	13	3	3	2	0	0	1	1	1	0		
Ford, rf-ph	.308	5	13	1	4	0	0	0	2	1	1	0		
Forsch, p	.000	3	2	0	0	0	0	0	0	0	0	0		
Herr, 2b	.250	7	28	2	7	0	0	1	1	2	2	0		
Johnson, pr	.000	1	0	0	0	0	0	0	0	0	0	1		
Lake, c	.333	3	3	0	1	0	0	0	1	0	0	0		
Lawless, 3b	.100	3	10	1	1	0	0	1	3	0	4	0		
Lindeman, 1b-ph-rr	.333	6	15	3	5	1	0	0	2	0	3	0		
Mathews, p	.000	1	1	0	0	0	0	0	0	0	0	0		
McGee, cf	.370	7	27	2	10	2	0	0	4	0	9	0		
Morris, rf	.000	1	2	0	0	0	0	0	0	0	0	0		
Oquendo, rf-3b	.250	7	24	2	6	0	0	0	2	1	4	0		
Pagnozzi, dh-ph	.250	2	4	0	1	0	0	0	0	0	0	0		
Peña, c-dh	.409	7	22	2	9	1	0	0	4	3	2	1		
Pendleton, dh-ph	.429	3	7	2	3	0	0	0	1	1	1	2		
Smith, ss	.214	7	28	3	6	0	0	0	2	2	3	2		
Tudor, p	.000	2	2	0	0	0	0	0	0	0	2	0		
Totals	.259	7	232	26	60	8	0	2	25	13	44	12		
Pitchers:	W	L	ERA	G	GS	CG	SHO	SV	IP	H	R	ER	BB	SO
Cox	1	2	7.71	3	2	0	0	0	11.2	13	10	10	8	9
Dayley	0	0	1.93	4	0	0	0	1	4.2	2	1	1	0	3
Forsch	1	0	9.95	3	0	0	0	0	6.1	8	7	7	5	3
Horton	0	0	6.00	2	0	0	0	0	3.0	5	2	2	0	1
Magrane	0	1	8.59	2	2	0	0	0	7.1	9	7	7	5	5
Mathews	0	0	2.45	1	1	0	0	0	3.2	2	1	1	2	3
Tudor	1	1	5.73	2	2	0	0	0	11.0	15	7	7	3	8
Tunnell	0	0	2.08	2	0	0	0	0	4.1	4	2	1	2	1
Worrell	0	0	1.29	4	0	0	0	2	7.0	6	1	1	4	3
Totals	3	4	5.64	23	7	0	0	3	59.0	64	38	37	29	36

POSTSEASON

DID YOU Know?

...that the 1987 World Series was the first in which games were played indoors.

1987 WORLD SERIES CONTINUED

TWINS:	AVG	G	AB	R	H	2B	3B	HR	RBI	BB	SO	SB
Baylor, dh-ph	.385	5	13	3	5	0	0	1	3	1	1	0
Blyleven, p	.000	2	1	0	0	0	0	0	0	0	1	0
Brunansky, rf	.200	7	25	5	5	0	0	0	2	4	4	1
Bush, dh-ph	.167	4	6	1	1	1	0	0	2	0	1	0
Butera, c		1	0	0	0	0	0	0	0	0	0	0
Davidson, rf-ph	.000	2	1	0	0	0	0	0	0	0	0	0
Gaetti, 3b	.259	7	27	4	7	2	1	1	4	2	5	2
Gagne, ss	.200	7	30	5	6	1	0	1	3	1	6	0
Gladden, lf	.290	7	31	3	9	2	1	1	7	3	4	2
Hrbek, 1b	.208	7	24	4	5	0	0	1	6	5	3	0
Larkin, 1b-ph	.000	5	3	1	0	0	0	0	0	1	0	0
Laudner, c	.318	7	22	4	7	1	0	1	4	5	4	0
Lombardozzi, 2b	.412	6	17	3	7	1	0	1	4	2	2	0
Newman, pr-2b-ph	.200	4	5	0	1	0	0	0	0	1	1	0
Puckett, cf	.357	7	28	5	10	1	1	0	3	2	1	1
Smalley, ph	.500	4	2	0	1	1	0	0	0	2	0	0
Straker, p	.000	2	2	0	0	0	0	0	0	0	2	0
Viola, p	.000	3	1	0	0	0	0	0	0	0	1	0
Totals	.269	7	238	38	64	10	3	7	38	29	36	6

Pitchers:	W	L	ERA	G	GS	CG	SHO	SV	IP	H	R	ER	BB	SO
Atherton	0	0	6.75	2	0	0	0	0	1.1	0	1	1	1	0
Berenguer	0	1	10.38	3	0	0	0	0	4.1	10	5	5	0	1
Blyleven	1	1	2.77	2	2	0	0	0	13.0	13	5	4	2	12
Frazier	0	0	0.00	1	0	0	0	0	2.0	1	0	0	0	2
Niekro	0	0	0.00	1	0	0	0	0	2.0	1	0	0	1	1
Reardon	0	0	0.00	4	0	0	0	1	4.2	5	0	0	0	3
Schatzeder	1	0	6.23	3	0	0	0	0	4.1	4	3	3	3	3
Straker	0	0	4.00	2	2	0	0	0	9.0	9	4	4	3	6
Viola	2	1	3.72	3	3	0	0	0	19.1	17	8	8	3	16
Totals	4	3	3.75	21	7	0	0	1	60.0	60	26	25	13	44

GAME 1 Saturday, October 17 at Minnesota

St. Louis	0	1	0	0	0	0	0	0	—	1	5	1
Minnesota	0	0	0	7	2	0	1	0	x	10	11	0
WP — Viola.	LP — Magrane.											
Magrane, Forsch (4), Horton (7) and Peña, Lake (8).												
Viola, Atherton (9) and Laudner.												
HR — Gladden, Lombardozzi. T — 2:39. A — 55,171.												

GAME 2 Sunday, October 18 at Minnesota

St. Louis	0	0	0	0	1	0	2	0	—	4	9	0
Minnesota	0	1	0	6	0	1	0	0	x	8	10	0
WP — Blyleven.	LP — Cox.											
Cox, Tunnell (4), Dayley (7), Worrell (8) and Peña.												
Blyleven, Berenguer (8), Reardon (9) and Laudner.												
HR — Gaetti, Laudner. T — 2:42. A — 55,257.												

GAME 3 Tuesday, October 20 at St. Louis

Minnesota	0	0	0	0	0	1	0	0	0	—	1	5	1
St. Louis	0	0	0	0	0	0	3	0	x	—	3	9	1
WP — Tudor.	LP — Berenguer.	Save — Worrell.											
Straker, Berenguer (7), Schatzeder (7) and Laudner.													
Tudor, Worrell (8) and Peña.													
T — 2:45. A — 55,347.													

GAME 4 Wednesday, October 21 at St. Louis

Minnesota	0	0	1	0	1	0	0	0	0	—	2	7	1
St. Louis	0	0	1	6	0	0	0	0	x	—	7	10	1
WP — Forsch.	LP — Viola.	Save — Dayley.											
Viola, Schatzeder (4), Niekro (5), Frazier (7) and Laudner, Butera (8).													
Mathews, Forsch (4), Dayley (7) and Peña.													
HR — Gagne, Lawless. T — 3:11. A — 55,347.													

GAME 5 Thursday, October 22 at St. Louis

Minnesota	0	0	0	0	0	0	2	0	—	2	6	1	
St. Louis	0	0	0	0	0	3	1	0	x	—	4	10	1
WP — Cox. LP — Blyleven. Save — Worrell.													
Blyleven, Atherton (7), Reardon (7) and Laudner.													
Cox, Dayley (8), Worrell (8) and Peña, Lake (9).													
T — 3:21. A — 55,347.													

GAME 6 Saturday, October 24 at Minnesota

St. Louis	1	1	0	2	1	0	0	0	—	5	11	2	
Minnesota	2	0	0	0	4	4	0	1	x	—	11	15	0
WP — Schatzeder. LP — Tudor.													
Tudor, Horton (5), Forsch (6), Dayley (6), Tunnell (7) and Peña.													
Straker, Schatzeder (4), Berenguer (6), Reardon (9) and Laudner.													
HR — Herr, Baylor, Hrbek. T — 3:22. A — 55,293.													

GAME 7 Sunday, October 25 at Minnesota

St. Louis	0	2	0	0	0	0	0	0	—	2	6	1	
Minnesota	0	1	0	0	1	1	0	1	x	—	4	10	0
WP — Viola. LP — Cox. Save — Reardon.													
Magrane, Cox (5), Worrell (6) and Lake.													
Viola, Reardon (9) and Laudner.													
T — 3:04. A — 55,376.													

DID YOU Know?

...that in 1991, the Twins became the first team in major league history to go from last place the previous season to World Champions the next.



1991 AMERICAN LEAGUE CHAMPIONSHIP SERIES

Twins vs. Toronto Blue Jays

BLUE JAYS:	AVG	G	AB	R	H	2B	3B	HR	RBI	BB	SO	SB
Alomar, 2b	.474	5	19	3	9	0	0	0	4	2	3	2
Borders, c	.263	5	19	0	5	1	0	0	2	0	0	0
Carter, rf-dh	.263	5	19	3	5	2	0	1	4	1	5	0
Ducey, pr-1b	.000	1	1	0	0	0	0	0	0	0	0	0
Gonzales, pr-ss		2	0	0	0	0	0	0	0	0	0	0
Gruber, 3b	.286	5	21	1	6	1	0	0	4	0	4	1
Lee, ss	.125	5	16	3	2	0	0	0	0	1	5	0
Maldonado, lf-1b	.100	5	20	1	2	1	0	0	1	1	6	0
Mulliniks, dh-ph	.125	5	8	1	1	0	0	0	0	3	0	0
Olerud, 1b	.158	5	19	1	3	0	0	0	3	3	1	0
Tabler, ph-dh	.000	2	1	0	0	0	0	0	0	1	0	0
White, cf	.364	5	22	5	8	1	0	0	0	2	3	3
Wilson, pr-1b	.250	3	8	1	2	0	0	0	0	1	3	1
Totals	.249	5	173	19	43	6	0	1	18	15	30	7

Pitchers:	W	L	ERA	G	GS	CG	SHO	SV	IP	H	R	ER	BB	SO
Acker	0	0	0.00	1	0	0	0	0	0.2	1	0	0	0	1
Candiotti	0	1	8.22	2	2	0	0	0	7.2	17	9	7	2	5
Guzmán	1	0	3.18	1	1	0	0	0	5.2	4	2	2	4	2
Henke	0	0	0.00	2	0	0	0	0	2.2	0	0	0	1	5
Key	0	0	3.00	1	1	0	0	0	6.0	5	2	2	1	1
MacDonald	0	0	9.00	1	0	0	0	0	1.0	1	1	1	1	0
Stottlemire	0	0	9.82	1	1	0	0	0	3.2	7	4	4	1	3
Timlin	0	1	3.18	4	0	0	0	0	5.2	5	4	2	2	5
Ward	0	1	6.23	2	0	0	0	1	4.1	4	3	3	1	6
Wells	0	0	2.35	4	0	0	0	0	7.2	6	2	2	2	9
Totals	1	4	4.60	5	5	0	0	1	45.0	50	27	23	15	37

TWINS:	AVG	G	AB	R	H	2B	3B	HR	RBI	BB	SO	SB
Brown, pr		1	0	1	0	0	0	0	0	0	0	0
Davis, dh	.294	5	17	3	5	2	0	0	2	5	8	1
Gagne, ss	.235	5	17	1	4	0	0	0	1	1	5	0
Gladden, lf	.261	5	23	4	6	0	0	0	3	1	3	3
Harper, c	.278	5	18	1	5	2	0	0	1	0	2	0
Hrbek, 1b	.143	5	21	0	3	0	0	0	3	1	3	0
Knoblauch, 2b	.350	5	20	5	7	2	0	0	3	3	3	2
Larkin, ph	.000	3	3	0	0	0	0	0	0	0	1	0
Leius, 3b	.000	3	4	0	0	0	0	0	0	1	1	0
Mack, rf	.333	5	18	4	6	1	1	0	3	2	4	2
Newman, 3b-ss		2	0	0	0	0	0	0	0	0	0	0
Ortiz, c	.000	3	3	0	0	0	0	0	0	0	0	0
Pagliarulo, 3b-ph	.333	5	15	4	5	1	0	1	3	0	2	0
Puckett, cf	.429	5	21	4	9	1	0	2	6	1	4	0
Sorrento, ph	.000	1	1	0	0	0	0	0	0	0	1	0
Totals	.276	5	181	27	50	9	1	3	25	15	37	8

Pitchers:	W	L	ERA	G	GS	CG	SHO	SV	IP	H	R	ER	BB	SO
Aguilera	0	0	0.00	3	0	0	0	3	3.1	1	0	0	0	3
Bedrosian	0	0	0.00	2	0	0	0	0	1.1	3	2	0	2	2
Erickson	0	0	4.50	1	1	0	0	0	4.0	3	2	2	5	2
Guthrie	1	0	0.00	2	0	0	0	0	2.2	0	0	0	0	0
Morris	2	0	4.05	2	2	0	0	0	13.1	17	6	6	1	7
Tapani	0	1	7.84	2	2	0	0	0	10.1	16	9	9	3	9
West	1	0	0.00	2	0	0	0	0	5.2	1	0	0	4	4
Willis	0	0	0.00	3	0	0	0	0	5.1	2	0	0	0	3
Totals	4	1	3.33	5	5	0	0	3	46.0	43	19	17	15	30

TWINS POSTSEASON CLINCHING DATES

YEAR	GAME	DATE	DETAILS
1965	157	September 26	Twins defeated Washington 2-1 at Washington
1969	153	September 22	Twins defeated Kansas City 4-3 at Kansas City
1970	154	September 22	Twins defeated Oakland 5-3 at Oakland
1987	157	September 28	Twins defeated Texas 5-3 at Texas
1991	155	September 29	Twins lost 2-1 at Toronto while Chicago lost 2-1 to Seattle
2002	150	September 15	Twins won 5-0 at Cleveland while Chicago lost 8-4 to New York
2003	157	September 23	Twins won 4-1 vs. Cleveland while Chicago and Kansas City lost
2004	150	September 20	Twins defeated Chicago 8-2 at Chicago
2006	156	September 25	Twins defeated Kansas City 3-2 to clinch a playoff spot, eventually Division title on 10/1
2009	163	October 6	Twins defeated Detroit 6-5 in 12 innings in Central Division Tiebreaker game
2010	151	September 21	Twins defeated Cleveland 6-4, 91st win of season, Gardenhire's 800th career win
2017	158	September 27	Twins lost to Cleveland 2-4 while White Sox defeated Angels 6-4
2019	158	September 25	Twins defeated Detroit 5-1 while White Sox defeated Indians 8-3
2020	60	September 27	Twins lost to Cincinnati 3-5 but the White Sox also lost to the Cubs 8-10
2023	154	September 22	Twins defeated Los Angeles-AL 8-6 at Target Field, sealing off from CLE & DET

1991 ALCS CONTINUED

GAME 1 Tuesday, October 8 at Minnesota

Toronto	0	0	0	1	0	3	0	0	0	—	4	9	2
Minnesota	2	2	1	0	0	0	0	0	x	—	5	11	0
WP — Morris. LP — Candiotti. Save — Aguilera. Candiotti, Wells (3), Timlin (6) and Borders. Morris, Willis (6), Aguilera (8) and Harper, Ortiz (8). T — 3:17. A — 54,766.													

GAME 2 Wednesday, October 9 at Minnesota

Toronto	1	0	2	0	0	0	2	0	0	—	5	9	0
Minnesota	0	0	1	0	0	1	0	0	0	—	2	5	1
WP — Guzmán. LP — Tapani. Save — Ward. Guzmán, Henke (6), Ward (8) and Borders. Tapani, Bedrosian (7), Guthrie (7) and Harper. T — 3:02. A — 54,816.													

GAME 3 Friday, October 11 at Toronto

Minnesota	0	0	0	0	1	1	0	0	0	1	—	3	7	0
Toronto	2	0	0	0	0	0	0	0	0	0	—	2	5	1
WP — Guthrie. LP — Timlin. Save — Aguilera. Erickson, West (5), Willis (7), Guthrie (9), Aguilera (10) and Ortiz, Harper (10). Key, Wells (7), Henke (8), Timlin (10) and Borders. HR — Carter, Pagliarulo. T — 3:36. A — 51,454.														

GAME 4 Saturday, October 12 at Toronto

Minnesota	0	0	0	4	0	2	1	1	1	—	9	13	0
Toronto	0	1	0	0	0	1	0	0	1	—	3	11	2
WP — Morris. LP — Stottlemire. Morris, Bedrosian (9) and Harper. Stottlemire, Wells (4), Acker (6), Timlin (7), MacDonald (9) and Borders. HR — Puckett. T — 3:15. A — 51,526.													

GAME 5 Sunday, October 13 at Toronto


Minnesota	1	1	0	0	3	0	3	0	—	8	14	2
Toronto	0	0	3	2	0	0	0	0	—	5	9	1
WP — West. LP — Ward. Save — Aguilera.												
Tapani, West (5), Willis (8), Aguilera (9) and Harper, Ortiz (9).												
Candiotti, Timlin (6), Ward (6), Wells (8) and Borders.												
HR — Puckett. T — 3:29. A — 51,425.												



1991 WORLD SERIES

Twins vs. Atlanta Braves

BRAVES:	AVG	G	AB	R	H	2B	3B	HR	RBI	BB	SO	SB		
Avery, p	.000	2	3	0	0	0	0	0	0	0	2	0		
Belliard, ss	.375	7	16	0	6	1	0	0	4	1	2	0		
Blauser, ss-ph	.167	5	6	0	1	0	0	0	0	1	1	0		
Bream, 1b	.125	7	24	0	3	2	0	0	0	3	4	0		
Cabrera, ph-c	.000	3	1	0	0	0	0	0	0	0	0	0		
Clancy, p	.000	3	1	0	0	0	0	0	0	0	1	0		
Gant, cf	.267	7	30	3	8	0	1	0	4	2	3	1		
Glavine, p	.000	2	2	0	0	0	0	0	0	0	0	0		
Gregg, ph	.000	4	3	0	0	0	0	0	0	0	2	0		
Hunter, lf-1b	.190	7	21	2	4	1	0	1	3	0	2	0		
Justice, rf	.259	7	27	5	7	0	0	2	6	5	5	2		
Lemke, 2b	.417	6	24	4	10	1	3	0	4	2	4	0		
Mitchell, lf-pr	.000	3	2	0	0	0	0	0	0	0	1	0		
Olson, c	.222	7	27	3	6	2	0	0	1	5	4	1		
Pendleton, 3b	.367	7	30	6	11	3	0	2	3	3	1	0		
Smith, dh-lf	.231	7	26	5	6	0	0	3	3	3	4	1		
Smoltz, p	.000	2	2	0	0	0	0	0	0	0	1	0		
Treadway, 2b-ph	.250	3	4	1	1	0	0	0	0	1	2	0		
Willard, ph	.000	1	0	0	0	0	0	0	1	0	0	0		
Totals	.253	7	249	29	63	10	4	8	29	26	39	5		
Pitchers:	W	L	ERA	G	GS	CG	SHO	SV	IP	H	R	ER	BB	SO
Avery	0	0	3.46	2	2	0	0	0	13.0	10	6	5	1	8
Clancy	1	0	4.15	3	0	0	0	0	4.1	3	2	2	4	2
Glavine	1	1	2.70	2	2	1	0	0	13.1	8	6	4	7	8
Leibrandt	0	2	11.25	2	1	0	0	0	4.0	8	5	5	1	3
Mercker	0	0	0.00	2	0	0	0	0	1.0	0	0	0	0	1
Peña	0	1	3.38	3	0	0	0	0	5.1	6	2	2	3	7
Smoltz	0	0	1.26	2	2	0	0	0	14.1	13	2	2	1	11
St. Claire	0	0	9.00	1	0	0	0	0	1.0	1	1	1	0	0
Stanton	1	0	0.00	5	0	0	0	0	7.1	5	0	0	2	7
Wohlers	0	0	0.00	3	0	0	0	0	1.2	2	0	0	2	1
Totals	3	4	2.89	7	7	1	0	0	65.1	56	24	21	21	48



Members of the 1991 World Series Champion Twins gathered for a 30th reunion at Target Field on August 14, 2021.

1991 WORLD SERIES CONTINUED

TWINS:	AVG	G	AB	R	H	2B	3B	HR	RBI	BB	SO	SB
Aguilera p-ph	.000	4	1	0	0	0	0	0	0	0	0	0
Brown pr-rf-cf	.000	3	2	0	0	0	0	0	0	0	0	0
Bush ph-rf	.250	3	4	0	1	0	0	0	0	0	1	0
Davis dh-ph-rf	.222	6	18	4	4	0	0	2	4	2	3	0
Erickson p	.000	2	1	0	0	0	0	0	0	0	1	0
Gagne ss	.167	7	24	1	4	1	0	1	3	0	7	0
Gladden lf	.233	7	30	5	7	2	2	0	0	3	4	2
Harper c-ph	.381	7	21	2	8	2	0	0	1	2	2	0
Hrbek 1b	.115	7	26	2	3	1	0	1	2	2	6	0
Knoblauch 2b	.308	7	26	3	8	1	0	0	2	4	2	4
Larkin ph	.500	4	4	0	2	0	0	0	1	0	0	0
Leius 3b-ph-ss	.357	7	14	2	5	0	0	1	2	1	2	0
Mack rf	.130	6	23	0	3	1	0	0	1	0	7	0
Morris p	.000	3	2	0	0	0	0	0	0	0	1	0
Newman ph-3b-2b-pr	.500	4	2	0	1	0	1	0	1	0	0	0
Ortiz c	.200	3	5	0	1	0	0	0	1	0	1	0
Pagliarulo ph-3b	.273	6	11	1	3	0	0	1	2	1	2	0
Puckett cf	.250	7	24	4	6	0	1	2	4	5	7	1
Sorrento ph-1b	.000	3	2	0	0	0	0	0	0	1	2	0
Tapani p	.000	2	1	0	0	0	0	0	0	0	0	0
Totals	.232	7	241	24	56	8	4	8	24	21	48	7

Pitchers:	W	L	ERA	G	GS	CG	SHO	SV	IP	H	R	ER	BB	SO
Aguilera	1	1	1.80	4	0	0	0	2	5.0	6	1	1	1	3
Bedrosian	0	0	5.40	3	0	0	0	0	3.1	3	2	2	0	2
Erickson	0	0	5.06	2	2	0	0	0	10.2	10	7	6	4	5
Guthrie	0	1	2.25	4	0	0	0	0	4.0	3	1	1	4	3
Leach	0	0	3.86	2	0	0	0	0	2.1	2	1	1	0	2
Morris	2	0	1.17	3	3	1	1	0	23.0	18	3	3	9	15
Tapani	1	1	4.50	2	2	0	0	0	12.0	13	6	6	2	7
West	0	0	INF	2	0	0	0	0	0.0	2	4	4	4	0
Willis	0	0	5.14	4	0	0	0	0	7.0	6	4	4	2	2
Totals	4	3	3.74	7	7	1	1	2	67.1	63	29	28	26	39

GAME 1 Saturday, October 19 at Minnesota

Atlanta	0	0	0	0	1	0	1	0	—	2	6	1
Minnesota	0	0	1	0	3	1	0	0	x	5	9	1

WP — Morris. LP — Leibrandt. Save — Aguilera.
Leibrandt, Clancy (5), Wohlers (7), Stanton (8) and Olson.
Morris, Guthrie (8), Aguilera (8) and Harper.
HR — Gagne, Hrbek. T — 3:00. A — 55,108.

GAME 2 Sunday, October 20 at Minnesota

Atlanta	0	1	0	0	1	0	0	0	—	2	8	1
Minnesota	2	0	0	0	0	0	1	x	—	3	4	1

WP — Tapani. LP — Glavine. Save — Aguilera.
Glavine and Olson.
Tapani, Aguilera (9) and Harper.
HR — Davis, Leius. T — 2:37. A — 55,145.

GAME 3 Tuesday, October 22 at Atlanta

Minnesota	1	0	0	0	0	1	2	0	0	0	—	4	10	1
Atlanta	0	1	0	1	2	0	0	0	0	0	1	—	5	8

WP — Clancy. LP — Aguilera.
Erickson, West (5), Leach (5), Bedrosian (6), Willis (8), Guthrie (10), Aguilera (12) and Ortiz, Harper (8).
Avery, Peña (8), Stanton (10), Wohlers (12), Mercker (12), Clancy (12) and Olson.
HR — Justice, Smith, Puckett, Davis. T — 4:04. A — 50,878.

GAME 4 Wednesday, October 23 at Atlanta

Minnesota	0	1	0	0	0	0	1	0	0	—	2	7	0
Atlanta	0	1	0	1	0	0	1	0	1	—	3	8	0

WP — Stanton. LP — Guthrie.
Morris, Willis (7), Guthrie (8), Bedrosian (9) and Harper.
Smoltz, Wohlers (8), Stanton (8) and Olson.
HR — Pendleton, Pagliarulo. T — 2:57. A — 50,878.

GAME 5 Thursday, October 24 at Atlanta

Minnesota	0	0	0	0	0	3	0	1	1	—	5	7	1
Atlanta	0	0	0	4	1	0	6	3	x	—	14	17	1

WP — Glavine. LP — Tapani.
Tapani, Leach (5), West (7), Bedrosian (7), Willis (8) and Harper, Ortiz (8).
Glavine, Mercker (6), Clancy (7), St. Claire (9) and Olson, Cabrera (9).
HR — Justice, Smith, Hunter. T — 2:59. A — 50,878.

GAME 6 Saturday, October 26 at Minnesota

Atlanta	0	0	0	0	2	0	1	0	0	0	—	3	9	1
Minnesota	2	0	0	0	1	0	0	0	0	0	1	—	4	9

WP — Aguilera. LP — Leibrandt.
Avery, Stanton (7), Peña (9), Leibrandt (11) and Olson.
Erickson, Guthrie (7), Willis (7), Aguilera (10) and Ortiz, Harper (7).
HR — Pendleton, Puckett. T — 3:36. A — 55,155.

GAME 7 Sunday, October 27 at Minnesota

Atlanta	0	0	0	0	0	0	0	0	0	—	0	7	0
Minnesota	0	0	0	0	0	0	0	0	0	1	—	1	10

WP — Morris. LP — Peña.
Smoltz, Stanton (8), Peña (9) and Olson.
Morris and Harper.
T — 3:23. A — 55,118.





2002 AMERICAN LEAGUE DIVISION SERIES

Twins vs. Oakland Athletics

ATHLETICS:	AVG	G	AB	R	H	2B	3B	HR	RBI	BB	SO	SB
Byrnes, lf-ph	.000	2	1	0	0	0	0	0	0	0	1	0
Chavez, 3b	.381	5	21	3	8	0	0	1	5	2	1	0
Durham, dh	.333	5	21	7	7	3	0	2	2	2	4	1
Dye, rf	.400	5	20	3	8	2	0	1	1	1	5	0
Ellis, 2b	.368	5	19	1	7	2	0	1	4	1	2	0
Hatberg, 1b	.500	5	14	5	7	2	0	1	3	3	0	0
Hernandez, c	.059	5	17	0	1	0	0	0	0	0	4	0
Justice, lf	.238	5	21	2	5	1	1	0	4	0	4	0
Long, cf	.167	5	18	1	3	0	0	1	1	1	2	0
Mabry, ph-1b-rf	.000	2	2	0	0	0	0	0	0	0	1	0
Myers, c	.000	2	1	0	0	0	0	0	0	0	1	0
Piatt, ph-1f	.333	3	3	0	1	1	0	0	0	0	1	0
Saenz, ph-1b	.000	1	0	0	0	0	0	0	0	1	0	0
Tejada, ss	.143	5	21	3	3	1	0	1	4	1	7	0
Velarde, ph-1b-2b	.600	4	5	1	3	1	0	0	1	0	1	0
Totals	.288	5	184	26	53	13	1	8	25	12	34	1

Pitchers:	W	L	ERA	G	GS	CG	SHO	SV	IP	H	R	ER	BB	SO
Bowie	0	0	0.00	1	0	0	0	0	1.1	0	0	0	0	3
Bradford	0	0	0.00	2	0	0	0	0	3.0	1	0	0	0	1
Hudson	0	1	6.23	2	2	0	0	0	8.2	13	11	6	4	8
Koch	0	0	9.00	3	0	0	0	1	3.0	5	3	3	2	3
Lidle	0	0	9.00	1	0	0	0	0	1.0	2	1	1	0	0
Lilly	0	1	13.50	2	0	0	0	0	4.0	10	6	6	1	3
Mecir	0	0	0.00	1	0	0	0	0	1.0	0	0	0	0	2
Mulder	1	1	2.08	2	2	0	0	0	13.0	14	3	3	3	12
Rincón	0	0	0.00	2	0	0	0	0	3.0	2	0	0	0	2
Zito	1	0	4.50	1	1	0	0	0	6.0	5	3	3	4	8
Totals	2	3	4.09	5	5	0	0	1	44.0	52	27	22	14	42

TWINS:	AVG	G	AB	R	H	2B	3B	HR	RBI	BB	SO	SB
Cudyer, rf	.385	5	13	1	5	1	0	0	1	3	3	0
Guzmán, ss	.286	5	21	5	6	2	0	1	2	2	4	2
Hocking, rf-ph-2b	.500	3	6	0	3	1	0	0	1	0	1	0
Hunter, cf	.300	5	20	4	6	4	0	0	2	1	4	0
Jones, lf	.250	5	20	3	5	3	0	0	1	1	8	0
Kielty, ph-rf-cf	.000	3	4	0	0	0	0	0	0	0	1	0
Koskie, 3b	.143	5	21	3	3	0	1	1	5	2	6	0
LeCroy, dh-ph	.444	3	9	1	4	0	0	0	1	0	3	0
Mientkiewicz, 1b	.250	5	20	3	5	0	0	2	4	1	1	0
Mohr, rf-1f	1.000	4	2	1	2	1	0	0	0	1	0	0
Ortiz, dh-ph	.231	4	13	0	3	2	0	0	2	0	5	0
Pierzynski, c	.438	5	16	4	7	0	1	1	4	2	2	0
Prince, c	.000	1	2	0	0	0	0	0	0	0	2	0
Rivas, 2b	.250	4	12	2	3	1	0	0	0	1	2	0
Totals	.291	5	179	27	52	15	2	5	23	14	42	2

Pitchers:	W	L	ERA	G	GS	CG	SHO	SV	IP	H	R	ER	BB	SO
Fiore	0	0	20.25	1	0	0	0	0	1.1	4	3	3	2	0
Guardado	0	0	13.50	2	0	0	0	1	2.0	5	3	3	1	1
Hawkins	0	0	0.00	3	0	0	0	0	2.1	0	0	0	0	5
Jackson	0	0	0.00	1	0	0	0	0	0.2	1	0	0	0	0
Lohse	0	0	0.00	2	0	0	0	0	4.0	2	0	0	0	5
Mays	0	1	14.73	1	1	0	0	0	3.2	9	6	6	2	1
Milton	1	0	2.57	1	1	0	0	0	7.0	6	2	2	1	3
Radke	2	0	1.54	2	2	0	0	0	11.2	14	6	2	1	7
Reed	0	1	7.20	1	1	0	0	0	5.0	6	4	4	2	8
Romero	0	0	0.00	3	0	0	0	0	3.1	3	0	0	1	2
Santana	0	0	6.00	2	0	0	0	0	3.0	3	2	2	2	2
Totals	3	2	4.50	5	5	0	0	1	44.0	53	26	22	12	34

2002 DIVISION SERIES CONTINUED

GAME 1 Tuesday, October 1 at Oakland

Minnesota	0	1	2	0	0	3	1	0	0	—	7	13	3
Oakland	3	2	0	0	0	0	0	0	0	—	5	12	0

WP — Radke. LP — Lilly. Save — Guardado.
 Radke, Santana (6), Romero (7), Guardado (9) and Pierzynski.
 Hudson, Lilly (6), Lidle (7), Rincón (8), Mécir (9) and Hernandez.
 HR—Koskie, Mientkiewicz. T—3:44. A—34,853.

GAME 2 Wednesday, October 2 at Oakland

Minnesota	0	0	0	0	0	1	0	0	0	—	1	7	0
Oakland	3	0	0	5	1	0	0	0	x	—	9	14	0

WP — Mulder. LP — Mays.
Mays, Fiore (4), Lohse (6), Hawkins (9) and Pierzynski, Prince (6).
Mulder, Bradford (7), Koch (9) and Hernandez.
HR—Chavez, Guzman. T—3:04. A—31,953.

GAME 3 Friday, October 4 at Minnesota

Oakland	2	0	0	1	0	1	2	0	0	—	6	9	1
Minnesota	0	0	1	1	2	0	0	0	0	—	3	8	0

WP — Zito. LP — Reed. Save — Koch.
 Zito, Rincón (7), Koch (9) and Hernandez.
 Reed, Santana (6), Jackson (7), Romero (8), Hawkins (9) and Pierzynski.
 HR—Durham, Hatteberg, Long, Dye. T—3:26. A—55,932.

GAME 4 Saturday, October 5 at Minnesota

Oakland	0	0	2	0	0	0	0	0	0	—	2	7	2
Minnesota	0	0	2	7	0	0	2	0	x	—	11	12	2

WP — Milton. LP — Hudson.
 Hudson, Lilly (4), Bowie (7) and Hernandez, Myers (8).
 Milton, Lohse (8) and Pierzynski.
 HR—Tejada, Mientkiewicz. T—3:20. A—55,960.

GAME 5 Sunday, October 6 at Oakland

Minnesota	0	1	1	0	0	0	0	0	3	—	5	12	0
Oakland	0	0	1	0	0	0	0	0	3	—	4	11	0

WP — Radke. LP — Mulder.
 Radke, Romero (5), Hawkins (8), Guardado (9) and Pierzynski.
 Mulder, Bradford (6), Koch (6) and Hernandez, Myers (9).
 HR—Durham, Ellis, Pierzynski. T—3:23. A—32,146.



2002 AMERICAN LEAGUE CHAMPIONSHIP SERIES

Twins vs. Anaheim Angels

ANGELS:	AVG	G	AB	R	H	2B	3B	HR	RBI	BB	SO	SB		
Anderson, lf	.250	5	20	3	5	1	0	1	3	1	0	0		
Eckstein, ss	.286	5	21	1	6	0	0	0	2	0	2	0		
Erstad, cf	.364	5	22	4	8	0	0	1	2	0	3	1		
Figgins, pr	1.000	3	1	2	1	0	0	0	0	0	0	0		
Fullmer, dh	.333	4	12	2	4	2	0	1	4	0	2	0		
Gil, 2b	.000	1	2	0	0	0	0	0	0	0	1	0		
Glaus, 3b	.316	5	19	4	6	0	1	1	2	2	5	0		
Kennedy, 2b	.357	4	14	5	5	0	0	3	5	0	2	1		
B. Molina, c	.214	5	14	0	3	0	1	0	2	1	2	0		
J. Molina, c	.000	3	1	0	0	0	0	0	0	0	0	0		
Ochoa, ph-rr	.000	4	4	2	0	0	0	0	0	0	3	0		
Palmeiro, ph-rr	.000	2	2	0	0	0	0	0	0	0	1	0		
Salmon, rf	.214	5	14	0	3	0	0	0	0	3	1	0		
Spiezio, 1b	.353	5	17	5	6	2	0	1	5	2	1	1		
Wooten, ph-dh	.250	3	8	1	2	0	0	0	1	0	3	0		
Totals	.287	5	171	29	49	5	2	8	26	9	26	3		
Pitchers:	W	L	ERA	G	GS	CG	SHO	SV	IP	H	R	ER	BB	SO
Appier	0	1	3.48	2	2	0	0	0	10.1	10	4	4	4	3
Donnelly	0	0	8.10	3	0	0	0	0	3.1	3	3	3	0	5
Lackey	1	0	0.00	1	1	0	0	0	7.0	3	0	0	0	7
Ortiz	1	0	5.06	1	1	0	0	0	5.1	10	3	3	1	3
Percival	0	0	0.00	3	0	0	0	2	3.1	0	0	0	0	3
Rodriguez	2	0	0.00	4	0	0	0	0	4.1	2	0	0	2	7
Schoeneweis	0	0	0.00	1	0	0	0	0	0.2	0	0	0	0	0
Washburn	0	0	1.29	1	1	0	0	0	7.0	6	1	1	0	7
Weber	0	0	3.38	3	0	0	0	0	2.2	3	1	1	0	3
Totals	4	1	2.45	5	5	0	0	2	44.0	37	12	12	7	38

2002 ALCS CONTINUED

TWINS:	AVG	G	AB	R	H	2B	3B	HR	RBI	BB	SO	SB		
Cuddyer, rf	.200	3	5	0	1	0	0	0	0	1	1	0		
Guzmán, ss	.167	5	18	1	3	1	0	0	0	0	3	0		
Hunter, cf	.167	5	18	2	3	2	0	0	0	1	3	0		
Jones, lf	.100	5	20	0	2	1	0	0	2	0	4	0		
Kielty, ph-rf	.000	4	3	0	0	0	0	0	1	1	2	0		
Koskie, 3b	.278	5	18	3	5	2	0	0	2	2	8	0		
Lamb, 2b	.000	2	0	0	0	0	0	0	0	0	0	0		
LeCroy, dh	.333	1	3	0	1	0	0	0	0	0	1	0		
Mientkiewicz, 1b	.278	5	18	1	5	1	0	0	2	1	2	0		
Mohr, rf-ph-cf	.417	5	12	3	5	1	0	0	0	0	4	1		
Ortiz, dh-ph	.313	5	16	0	5	1	0	0	2	0	5	0		
Pierzynski, c	.250	5	16	1	4	0	0	0	2	0	2	0		
Prince, c	.000	1	1	0	0	0	0	0	0	0	0	0		
Rivas, 2b	.250	5	12	1	3	0	0	0	0	1	3	0		
Totals	.231	5	160	12	37	9	0	0	11	7	38	1		
Pitchers:	W	L	ERA	G	GS	CG	SHO	SV	IP	H	R	ER	BB	SO
Guardado	0	0	0.00	1	0	0	0	1	1.0	0	0	0	1	2
Hawkins	0	0	20.25	4	0	0	0	0	1.1	4	3	3	1	1
Jackson	0	0	27.00	3	0	0	0	0	1.0	5	3	3	2	2
Lohse	0	0	0.00	1	0	0	0	0	1.0	0	0	0	0	1
Mays	1	0	2.03	2	2	0	0	0	13.1	12	4	3	0	3
Milton	0	0	1.50	1	1	0	0	0	6.0	5	1	1	2	4
Radke	0	1	2.70	1	1	0	0	0	6.2	5	2	2	1	4
Reed	0	1	10.13	1	1	0	0	0	5.1	8	6	6	0	0
Romero	0	1	22.50	4	0	0	0	0	2.0	4	5	5	2	3
Santana	0	1	10.80	4	0	0	0	0	3.1	4	4	4	0	4
Wells	0	0	9.00	2	0	0	0	0	1.0	2	1	1	0	2
Totals	1	4	6.00	5	5	0	0	1	42.0	49	29	28	9	26

GAME 1 Tuesday, October 8 at Minnesota

Anaheim	0	0	1	0	0	0	0	0	—	1	4	0
Minnesota	0	1	0	0	1	0	0	x	—	2	5	1
WP — Mays. LP — Appier. Save — Guardado.												
Appier, Donnelly (6), Schoenweis (7), Weber (8) and B. Molina, J. Molina (8).												
Mays, Guardado (9) and Pierzynski.												
T — 2:58. A — 55,562.												

GAME 2 Wednesday, October 9 at Minnesota

Game #	Winnipeg	Edmonton	Calgary	Minnesota	Score								
Anaheim	1	3	0	0	2	0	0	0	—	6	10	0	
Minnesota	0	0	0	0	3	0	0	0	—	3	11	1	
WP — Ortiz. LP — Reed. Save — Percival.													
Ortiz, Donnelly (6), Rodriguez (7), Percival (8) and B. Molina.													
Reed, Santana (6), Romero (7), Hawkins (7), Jackson (9) and Pierzynski.													
HR — Erstad. Fullmer. T — 3:13. A — 55,990.													

GAME 3 Friday, October 11 at Anaheim

Minnesota	0	0	0	0	0	1	0	0	—	1	6	0
Anaheim	0	1	0	0	0	0	1	x	—	2	7	0
WP — Rodríguez. LP — Romero. Save — Percival.												
Milton, Hawkins (7), Santana (7), Jackson (7), Romero (7) and Pierzynski.												
Washburn, Rodríguez (8), Percival (9) and B. Molina, J. Molina (8).												
HR — Anderson, Glaus. T — 3:13. A — 44,234.												

GAME 4 Saturday, October 12 at Anaheim

Minnesota	0	0	0	0	0	0	0	1	—	1	6	2	
Anaheim	0	0	0	0	0	0	0	2	5	x	7	10	0
WP — Lackey. LP — Radke.													
Radke, Santana (7), Hawkins (8), Romero (8), Jackson (8), Wells (8) and Pierzynski.													
Lackey, Rodriguez (8), Weber (9) and B. Molina.													
T — 2:49. A — 44,830.													

GAME 5 Sunday, October 13 at Anaheim

Minnesota	1	1	0	0	0	0	3	0	0	—	5	9	0
Anaheim	0	0	1	0	2	0	10	0	x	—	13	18	0
WP — Rodríguez. LP — Santana.													
Mays, Santana (6), Hawkins (7), Romero (7), Wells (7), Lohse (8) and Pierzynski, Prince (8).													
Appier, Donnelly (6), Rodríguez (7), Weber (8), Percival (9) and B. Molina, J. Molina (8).													
HR — Kennedy (3). Spiezo. T — 3:30. A — 44,835.													





2003 AMERICAN LEAGUE DIVISION SERIES

Twins vs. New York Yankees

YANKEES:	AVG	G	AB	R	H	2B	3B	HR	RBI	BB	SO	SB
Boone, 3b	.200	4	15	1	3	1	0	0	0	0	3	1
Dellucci, pr	.000	1	0	0	0	0	0	0	0	0	0	0
Giambi, dh	.250	4	16	1	4	2	0	0	2	2	5	0
Jeter, ss	.429	4	14	2	6	0	0	1	1	4	2	1
Johnson, 1b	.077	4	13	2	1	1	0	0	2	3	2	0
Matsui, lf	.267	4	15	2	4	1	0	1	3	2	3	0
Posada, c	.176	4	17	1	3	1	0	0	0	0	6	0
Rivera, rf	.333	4	12	2	4	0	0	0	0	1	0	0
Sierra, ph-rf	.000	1	2	0	0	0	0	0	0	0	0	0
Soriano, 2b	.368	4	19	2	7	1	0	0	4	0	6	2
Williams, cf	.400	4	15	3	6	2	0	0	3	2	2	0
Totals	.275	4	138	16	38	9	0	2	15	14	29	4

Pitchers:	W	L	ERA	G	GS	CG	SHO	SV	IP	H	R	ER	BB	SO
Clemens	1	0	1.29	1	1	0	0	0	7.0	5	1	1	1	6
Heredia	0	0	0.00	1	0	0	0	0	2.0	1	0	0	1	1
Mussina	0	1	3.86	1	1	0	0	0	7.0	7	3	3	3	6
Nelson	0	0	.00	1	0	0	0	0	0.0	0	0	0	1	0
Pettitte	1	0	1.29	1	1	0	0	0	7.0	4	1	1	3	10
Rivera	0	0	0.00	2	0	0	0	2	4.0	0	0	0	0	4
Wells	1	0	1.17	1	1	0	0	0	7.2	8	1	1	0	5
White	0	0	0.00	1	0	0	0	0	1.1	1	0	0	0	1
Totals	3	1	1.50	4	4	0	0	2	36.0	26	6	6	9	33

TWINS:	AVG	G	AB	R	H	2B	3B	HR	RBI	BB	SO	SB
Cuddyer, dh	.250	1	4	0	1	0	0	0	1	0	3	0
Ford, ph	.000	1	1	0	0	0	0	0	0	0	1	0
Gómez, 2b	.000	1	0	0	0	0	0	0	0	0	0	0
Guzmán, ss	.154	4	13	1	2	0	0	0	0	1	2	0
Hocking, 2b	.000	1	0	0	0	0	0	0	0	0	0	0
Hunter, cf	.429	4	14	3	6	0	1	1	2	2	2	0
Jones, rf	.125	4	16	0	2	0	0	0	0	0	5	0
Koskie, 3b	.200	4	15	0	3	1	0	0	0	0	5	0
LeCroy, dh	.091	3	11	1	1	0	0	0	0	1	4	0
Mientkiewicz, 1b	.133	4	15	0	2	0	0	0	0	1	2	0
Pierzynski, c	.231	4	13	1	3	0	0	1	1	2	0	0
Rivas, 2b	.000	4	13	0	0	0	0	0	1	0	4	0
Ryan, ph	.000	1	1	0	0	0	0	0	0	0	1	0
Stewart, lf	.400	4	15	0	6	2	0	0	0	2	4	1
Totals	.198	4	131	6	26	3	1	2	5	9	33	1

Pitchers:	W	L	ERA	G	GS	CG	SHO	SV	IP	H	R	ER	BB	SO
Guardado	0	0	9.00	2	0	0	0	1	2.0	5	2	2	0	2
Hawkins	1	0	6.00	3	0	0	0	0	3.0	5	3	2	0	5
Lohse	0	1	5.40	1	1	0	0	0	5.0	6	3	3	2	5
Milton	0	0	0.00	1	0	0	0	0	3.1	2	0	0	0	2
Radke	0	1	2.84	1	1	0	0	0	6.1	5	2	2	2	4
Reed	0	0	0.00	1	0	0	0	0	0.2	1	0	0	0	0
Rincón	0	0	0.00	3	0	0	0	0	2.1	1	0	0	4	1
Rogers	0	0	0.00	1	0	0	0	0	1.1	1	0	0	1	3
Romero	0	0	0.00	3	0	0	0	0	3.1	3	0	0	2	1
Santana	0	1	7.04	2	2	0	0	0	7.2	9	6	6	3	6
Totals	1	3	3.86	4	4	0	0	1	35.0	38	16	15	14	29

GAME 1 Tuesday, September 30 at New York

Minnesota	0	0	1	0	0	2	0	0	0	—	3	8	0
New York	0	0	0	0	0	0	0	1	—	1	9	1	
WP — Hawkins. LP — Mussina. Save — Guardado.													
Santana, Reed (5), Romero (5), Hawkins (7), Guardado (9) and Pierzynski.													
Mussina, Nelson (8), Heredia (8) and Posada.													
T — 3:18. A — 56,292.													

GAME 2 Thursday, October 2 at New York

Minnesota	0	0	0	0	1	0	0	0	—	1	4	1
New York	1	0	0	0	0	0	3	0	x	—	4	8
WP — Pettitte. LP — Radke. Save — Rivera.												
Radke, Hawkins (7), Romero (7), Rincón (8) and Pierzynski.												
Pettitte, Rivera (8) and Posada.												
HR — Hunter. T — 3:07. A — 56,479.												

GAME 3 Saturday, October 4 at Minnesota

New York	0	2	1	0	0	0	0	0	0	—	3	8	1
Minnesota	0	0	1	0	0	0	0	0	0	—	1	5	0
WP — Clemens. LP — Lohse. Save — Rivera.													
Clemens, Rivera (8) and Posada.													
Lohse, Rogers (6), Romero (7), Rincón (8) and Pierzynski.													
HR — Matsui, Pierzynski. T — 3:02. A — 55,915.													

GAME 4 Sunday, October 5 at Minnesota

New York	0	0	0	6	0	0	0	1	1	—	8	13	0
Minnesota	0	0	0	1	0	0	0	0	0	—	1	9	1
WP — Wells. LP — Santana.													
Wells, White (8) and Posada.													
Santana, Rincón (4), Milton (4), Hawkins (8), Guardado (9) and Pierzynski.													
HR — Jeter. T — 2:49. A — 55,875.													



2004 AMERICAN LEAGUE DIVISION SERIES

Twins vs. New York Yankees

YANKEES:	AVG	G	AB	R	H	2B	3B	HR	RBI	BB	SO	SB
Cairo, 2b	.214	4	14	3	3	1	0	0	1	2	5	0
Clark, 1b	.000	1	1	0	0	0	0	0	0	0	1	0
Crosby, rf-pr	.000	2	0	0	0	0	0	0	0	0	0	0
Jeter, ss	.316	4	19	3	6	1	0	1	4	1	4	1
Lotton, dh	.250	1	4	0	1	0	0	0	1	0	1	0
Matsui, lf	.412	4	17	3	7	1	0	1	3	3	4	0
Olerud, 1b	.214	4	14	2	3	2	0	0	0	1	2	0
Posada, c	.222	4	18	2	4	0	0	0	0	0	6	0
Rodriguez, 3b	.421	4	19	3	8	3	0	1	3	2	1	2
Sheffield, rf	.222	4	18	2	4	1	0	1	2	3	1	0
Sierra, dh	.167	3	12	1	2	0	0	1	3	2	3	1
Williams, cf	.278	4	18	2	5	1	0	1	3	1	2	0
Totals	.279	4	154	21	43	10	0	6	20	15	30	4

Pitchers:	W	L	ERA	G	GS	CG	SHO	SV	IP	H	R	ER	BB	SO
Brown	1	0	1.50	1	1	0	0	0	6.0	8	1	0	0	1
Gordon	0	0	4.91	3	0	0	0	0	3.2	2	2	2	0	3
Heredia	0	0	54.00	1	0	0	0	0	0.1	0	2	2	0	0
Lieber	0	0	4.05	1	1	0	0	0	6.2	7	3	3	1	4
Loaiza	0	0	0.00	1	0	0	0	0	2.0	4	0	0	0	0
Mussina	0	1	2.57	1	1	0	0	0	7.0	7	2	2	1	7
Quantrill	1	0	0.00	2	0	0	0	0	2.0	2	0	0	0	1
Rivera	1	0	0.00	4	0	0	0	0	5.2	2	0	0	0	2
Sturtz	0	0	6.75	2	0	0	0	0	2.2	4	2	2	3	4
Vazquez	0	0	9.00	1	1	0	0	0	5.0	7	5	5	2	6
Totals	3	1	3.73	4	4	0	0	0	41.0	43	17	17	7	28

TWINS:	AVG	G	AB	R	H	2B	3B	HR	RBI	BB	SO	SB
Blanco, c	.250	4	8	1	2	0	0	1	2	0	2	0
Borders, c	.000	2	2	0	0	0	0	0	0	0	1	0
Cuddyer, 2b-1b	.467	4	15	1	7	0	0	0	2	0	3	0
Ford, dh-1f	.273	3	11	1	3	1	0	0	2	0	2	1
Guzmán, ss	.333	4	15	2	5	0	0	0	0	2	3	1
Hunter, cf	.353	4	17	5	6	1	0	1	2	1	1	2
Jones, rf	.300	4	20	3	6	1	0	2	2	0	6	0
Koskie, 3b	.308	4	13	2	4	1	0	0	2	3	2	0
Kubel, dh-ph	.143	2	7	0	1	0	0	0	0	0	2	0
LeCroy, ph-1b-c	.333	3	3	0	1	0	0	0	0	1	1	0
Morneau, 1b	.235	4	17	1	4	2	0	0	2	0	3	0
Offerman, ph	.000	3	3	0	0	0	0	0	1	0	0	0
Rivas, 2b-pr	.000	3	1	0	0	0	0	0	0	0	0	0
Stewart, lf-dh	.200	4	20	1	4	0	0	0	2	0	2	0
Totals	.283	4	152	17	43	7	0	4	17	7	28	4

Pitchers:	W	L	ERA	G	GS	CG	SHO	SV	IP	H	R	ER	BB	SO
Balfour	0	0	0.00	2	0	0	0	0	2.2	0	0	0	0	2
Crain	0	0	0.00	1	0	0	0	0	0.1	1	0	0	0	0
Lohse	0	1	4.50	1	0	0	0	0	2.0	1	1	1	0	3
Mulholland	0	0	3.00	1	0	0	0	0	3.0	3	1	1	0	0
Nathan	0	1	3.60	3	0	0	0	1	5.0	2	2	2	5	6
Radke	0	0	7.11	1	1	0	0	0	6.1	8	5	5	3	0
Rincón	0	0	10.80	3	0	0	0	0	3.1	4	4	4	2	5
Romero	0	0	9.00	2	0	0	0	0	1.0	0	1	1	1	1
Santana	1	0	0.75	2	2	0	0	0	12.0	14	1	1	4	12
Silva	0	1	10.80	1	1	0	0	0	5.0	10	6	6	0	1
Totals	1	3	4.65	4	4	0	1	1	40.2	43	21	21	15	30

GAME 1 Tuesday, October 5 at New York

Minnesota	0	0	1	0	0	0	0	—	2	7	0
New York	0	0	0	0	0	0	0	—	0	9	0
WP — Santana. LP — Mussina. Save — Nathan.											
Santana, Rincón (8), Nathan (9) and Blanco.											
Mussina, Gordon (8), Rivera (9) and Posada.											
HR — Jones. T — 2:53. A — 55,749.											

GAME 2 Wednesday, October 6 at New York

Minnesota	1	2	0	0	0	0	2	0	0	1	—	6	12	0
New York	1	0	2	0	1	0	1	0	0	2	—	7	9	0
WP — Quantrill. LP — Nathan.														
Radke, Balfour (7), Rincón (8), Nathan (10), Romero (12) and Blanco, Borders (7).														
Lieber, Gordon (7), Rivera (8), Sturtz (10), Quantrill (12) and Posada.														
HR — Jeter, Sheffield, Rodriguez, Hunter. T — 4:19. A — 56,354.														

GAME 3 Friday, October 8 at Minnesota

New York	0	3	0	0	0	4	1	0	0	—	8	14	1
Minnesota	1	0	0	0	0	0	0	0	3	—	4	12	1
WP — Brown. LP — Silva.													
Brown, Quantrill (7), Heredia (8), Sturtz (9), Rivera (9) and Posada.													
Silva, Romero (6), Crain (6), Mulholland (7) and Blanco, LeCroy (8).													
HR — Jones, Williams, Matsui. T — 3:02. A — 54,803.													

GAME 4 Saturday, October 9 at Minnesota

New York	0	0	1	0	0	0	4	0	0	1	—	6	11	0
Minnesota	1	0	0	1	3	0	0	0	0	0	—	5	12	1
WP — Rivera. LP — Lohse.														
Vazquez, Loaiza (6), Gordon (8), Rivera (10) and Posada.														
Santana, Balfour (4), Rincón (4), Nathan (8), Lohse (9) and Blanco, Borders (9).														
HR — Blanco, Sierra. T — 4:16. A — 52,498.														

ATHLETICS:	AVG	G	AB	R	H	2B	3B	HR	RBI	BB	SO	SB
Bradley, rf	.077	3	13	1	1	0	0	1	2	0	1	0
Chavez, 3b	.200	3	10	2	2	1	0	1	1	2	4	0
Ellis, 2b	.286	2	7	0	2	0	0	0	0	0	2	0
Jimenez, 2b	.000	2	4	0	0	0	0	0	0	0	1	0
Kendall, c	.214	3	14	1	3	1	0	0	1	0	4	0
Kotsay, cf	.143	3	14	2	2	0	0	1	2	0	2	0
Payton, lf	.333	3	12	3	4	0	0	0	0	0	1	0
Scutaro, ss	.333	3	12	1	4	4	0	0	6	0	1	0
Swisher, 1b	.300	3	10	3	3	2	0	0	1	2	2	0
Thomas, dh	.500	3	10	3	5	1	0	2	2	2	1	0
Totals	.245	3	106	16	26	9	0	5	15	6	19	0

Pitchers:	W	L	ERA	G	GS	CG	SHO	SV	IP	H	R	ER	BB	SO
Calero	1	0	0.00	1	0	0	0	0	1.0	0	0	0	1	1
Duchscherer	0	0	2.25	2	0	0	0	0	4.0	1	1	1	0	4
Haren	1	0	3.00	1	1	0	0	0	6.0	9	2	2	1	2
Loaiza	0	0	3.60	1	1	0	0	0	5.0	8	2	2	0	2
Street	0	0	3.00	3	0	0	0	2	3.0	4	1	1	1	1
Zito	1	0	1.13	1	1	0	0	0	8.0	4	1	1	3	1
Totals	3	0	2.33	3	3	0	0	2	27.0	26	7	7	6	11

TWINS:	AVG	G	AB	R	H	2B	3B	HR	RBI	BB	SO	SB
Bartlett, ss	.273	3	11	0	3	1	0	0	0	0	2	0
Castillo, 2b	.273	3	11	0	3	0	0	0	0	3	3	0
Cuddyer, rf	.250	3	12	2	3	0	1	1	1	0	2	0
Ford, pr	.000	1	0	0	0	0	0	0	0	0	0	0
Hunter, cf	.273	3	11	1	3	1	0	1	2	0	1	0
Mauer, c	.182	3	11	0	2	0	0	0	0	1	0	0
Morneau, 1b	.417	3	12	3	5	1	0	2	2	0	0	0
Nevin, dh	.000	1	3	0	0	0	0	0	0	0	0	0
Punto, 3b	.167	3	12	0	2	0	0	0	0	0	1	0
Tyner, dh	.000	2	6	0	0	0	0	0	0	2	2	1
White, lf	.417	3	12	1	5	1	0	1	2	0	0	0
Totals	.257	3	101	7	26	4	1	5	7	6	11	1

Pitchers:	W	L	ERA	G	GS	CG	SHO	SV	IP	H	R	ER	BB	SO
Bonser	0	0	3.00	1	1	0	0	0	6.0	7	2	2	1	3
Crain	0	0	9.00	2	0	0	0	0	1.0	3	3	1	1	1
Guerrier	0	0	0.00	1	0	0	0	0	1.0	0	0	0	0	0
Nathan	0	0	0.00	1	0	0	0	0	0.2	1	0	0	0	1
Neshek	0	1	9.00	2	0	0	0	0	1.0	1	1	1	0	1
Perkins	0	0	0.00	1	0	0	0	0	0.1	2	0	0	0	0
Radke	0	1	6.75	1	1	0	0	0	4.0	5	4	3	1	2
Reyes	0	0	9.00	2	0	0	0	0	1.0	1	3	1	2	0
Rincón	0	0	3.00	2	0	0	0	0	3.0	1	1	1	0	3
Santana	0	1	2.25	1	1	0	0	0	8.0	5	2	2	1	8
Totals	0	3	3.81	3	3	0	0	0	26.0	26	16	11	6	19

GAME 1 Tuesday, October 3 at Minnesota

Oakland	0	2	0	0	0	0	0	1	—	3	7	0
Minnesota	0	0	0	0	0	1	0	1	—	2	5	2
WP — Zito. LP — Santana. Save — Street.												
Zito, Street (9) and Kendall.												
Santana, Crain (9), Neshek (9) and Mauer.												
HR — Thomas (2), White. T — 2:19. A — 55,542.												

GAME 2 Wednesday, October 4 at Minnesota

Oakland	0	0	0	0	2	0	2	0	1	—	5	11	0
Minnesota	0	0	0	0	0	2	0	0	0	—	2	9	0
WP — Calero. LP — Neshek. Save — Street.													
Loaiza, Calero (6), Duchscherer (7), Street (9) and Kendall.													
Bonser, Neshek (7), Reyes (7), Rincón (8), Nathan (9) and Mauer.													
HR — Kotsay, Morneau, Cuddyer. T — 3:02. A — 55,710.													

GAME 3 Friday, October 6 at Oakland

Minnesota	0	0	0	1	0	1	0	—	3	12	3		
Oakland	0	2	2	0	0	0	4	0	x	—	8	8	1
WP — Haren. LP — Radke.													
Radke, Perkins (5), Rincón (5), Reyes (7), Crain (7), Guerrier and Mauer.													
Haren, Duchscherer (7), Street (9) and Kendall.													
HR — Hunter, Morneau, Chavez, Bradley. T — 2:55. A — 35,694.													



2009 AMERICAN LEAGUE DIVISION SERIES

Twins vs. New York Yankees

YANKEES:	AVG	G	AB	R	H	2B	3B	HR	RBI	BB	SO	SB
Cabrera, pr-1f	.167	3	12	1	2	0	0	0	0	0	5	0
Cano, 2b	.167	3	12	1	2	0	0	0	1	0	1	0
Cervelli, c	.000	1	0	0	0	0	0	0	0	0	0	0
Damon, lf	.083	3	12	0	1	0	0	0	0	1	4	0
Gardner, cf-pr	.000	1	0	0	0	0	0	0	0	0	0	1
Hairston, pr	.000	1	0	0	0	0	0	0	0	0	0	0
Jeter, ss	.400	3	10	4	4	2	0	1	2	3	0	0
Matsui, dh	.222	3	9	1	2	0	0	1	2	3	3	0
Molina, c	.000	1	1	0	0	0	0	0	0	0	0	0
Posada, c-ph	.365	3	11	1	4	0	0	1	2	0	2	0
Rodriguez, 3b	.455	3	11	4	5	0	0	2	6	1	2	0
Swisher, rf	.083	3	12	0	1	1	0	0	1	0	4	0
Teixeira, 1b	.167	3	12	3	2	0	0	1	1	1	1	0
Totals	.225	3	102	15	23	3	0	6	15	9	22	1

Pitchers:	W	L	ERA	G	GS	CG	SHO	SV	IP	H	R	ER	BB	SO
Aceves	0	0	0.00	1	0	0	0	0	1.0	1	0	0	1	1
Burnett	0	0	1.50	1	1	0	0	0	6.0	3	1	1	5	6
Chamberlain	0	0	0.00	3	0	0	0	0	1.2	2	0	0	0	1
Coke	0	0	0.00	2	0	0	0	0	0.2	0	0	0	0	1
Hughes	0	0	9.00	3	0	0	0	0	2.0	5	2	2	1	3
Marte	0	0	0.00	1	0	0	0	0	0.0	2	0	0	0	0
Pettitte	1	0	1.42	1	1	0	0	0	6.1	3	1	1	1	7
Rivera	0	0	0.00	3	0	0	0	1	3.2	4	0	0	1	7
Robertson	1	0	0.00	1	0	0	0	0	1.0	1	0	0	0	0
Sabathia	1	0	1.35	1	1	0	0	0	6.2	8	2	1	0	8
Totals	3	0	1.55	3	3	0	0	0	29.0	29	6	5	9	34

TWINS:	AVG	G	AB	R	H	2B	3B	HR	RBI	BB	SO	SB
Cabrera, ss	.154	3	13	1	2	0	0	0	0	2	3	1
Cuddyer, 1b	.429	3	14	0	6	0	0	0	1	0	2	0
Gómez, cf	.000	1	4	1	0	0	0	0	0	1	2	0
Harris, dh-ph-3b	.250	3	12	1	3	0	1	0	1	0	3	0
Kubel, rf-dh	.071	3	14	0	1	0	0	0	0	0	9	0
Mauer, c	.417	3	12	1	5	1	0	0	1	2	4	0
Morales, dh	.000	1	3	0	0	0	0	0	0	0	2	0
Punto, 2b	.444	3	9	0	4	1	0	0	1	3	1	0
Span, cf-rf	.400	3	15	1	6	1	0	0	1	0	2	1
Tolbert, 3b	.200	2	5	0	1	0	0	0	0	0	1	0
Young, lf	.083	3	12	1	1	1	0	0	0	1	5	1
Totals	.257	3	113	6	29	4	1	0	5	9	34	3

Pitchers:	W	L	ERA	G	GS	CG	SHO	SV	IP	H	R	ER	BB	SO
Blackburn	0	0	1.59	1	1	0	0	0	5.2	3	1	1	2	3
Duensing	0	1	9.64	1	1	0	0	0	4.2	7	5	5	1	3
Guerrier	0	0	0.00	2	2	0	0	0	2.0	0	0	0	0	2
Liriano	0	0	4.50	1	0	0	0	0	2.0	1	2	1	1	1
Mahay	0	0	5.40	3	0	0	0	0	1.2	0	1	1	1	2
Mijares	0	1	13.50	2	0	0	0	0	0.2	1	1	1	1	0
Nathan	0	0	9.00	2	0	0	0	0	2.0	5	2	2	1	2
Pavano	0	1	2.57	1	1	0	0	0	7.0	5	2	2	0	9
Rauch	0	0	6.75	3	0	0	0	0	1.1	1	1	1	2	0
Totals	0	3	4.67	3	3	0	0	0	27.0	23	15	14	9	22

GAME 1 Wednesday, October 7 at New York

Minnesota	0	0	2	0	0	0	0	0	—	2	9	1
New York	0	0	2	1	3	0	1	0	x	7	9	0
WP — Sabathia. LP — Duensing.												
Sabathia, Hughes (7), Coke (8), Chamberlain (8), Rivera (9) and Posada.												
Duensing, Liriano (5), Rauch (7), Mahay (8) and Mauer.												
HR — Jeter, Matsui. T — 3:38. A — 49,464.												

GAME 2 Friday, October 9 at New York

Minnesota	0	0	0	0	1	0	2	0	0	0	—	3	12	1
New York	0	0	0	0	1	0	0	2	0	1	—	4	7	0
WP — Robertson. LP — Mijares.														
Burnett, Chamberlain (7), Coke (7), Hughes (8), Rivera (9), Aceves (10), Marte (11), Robertson (11) and Molina, Posada (7).														
Blackburn, Mahay (6), Rauch (7), Guerrier (8), Nathan (9), Mijares (10) and Mauer.														
HR — Rodríguez, Teixeira. T — 4:22. A — 50,006.														

GAME 3 Sunday, October 11 at Minnesota

New York	0	0	0	0	0	0	2	0	2	—	4	7	0
Minnesota	0	0	0	0	1	0	0	0	—	1	7	0	
WP — Pettitte. LP — Pavano. Save — Rivera.													
Pettitte, Chamberlain (7), Hughes (8), Rivera (8) and Posada.													
Pavano, Guerrier (8), Mahay (9), Rauch (9), Mijares (9), Nathan (9) and Mauer.													
HR — Rodríguez. Posada. T — 3:45. A — 54,735.													



2010 AMERICAN LEAGUE DIVISION SERIES

Twins vs. New York Yankees

YANKEES:	AVG	G	AB	R	H	2B	3B	HR	RBI	BB	SO	SB
Berkman, dh-1b	.500	1	4	2	2	1	0	1	2	0	1	0
Cano, 2b	.333	3	12	3	4	0	1	0	1	0	0	0
Gardner, lf	.200	3	10	1	2	0	0	0	1	1	3	1
Golson, rf	.000	2	0	0	0	0	0	0	0	0	0	0
Granderson, cf	.455	3	11	2	5	1	1	0	3	1	1	1
Jeter, ss	.286	3	14	0	4	0	0	0	1	0	3	1
Posada, cc	.273	3	11	2	3	0	0	0	2	1	4	0
Rodriguez, 3b	.273	3	11	1	3	0	0	0	1	1	2	1
Swisher, rf	.333	3	12	3	4	2	0	1	1	1	1	0
Teixeira, 1b	.308	3	13	2	4	1	0	1	3	1	2	0
Thames, dh	.286	2	7	1	2	0	0	1	2	1	1	0
Totals	.314	3	105	17	33	5	2	4	17	7	18	4

Pitchers:	W	L	ERA	G	GS	CG	SHO	SV	IP	H	R	ER	BB	SO
Hughes	1	0	0.00	1	1	0	0	0	7.0	4	0	0	1	6
Logan	0	0	0.00	2	0	0	0	0	1.0	1	0	0	0	0
Pettitte	1	0	2.57	1	1	0	0	0	7.0	5	2	2	1	4
Rivera	0	0	0.00	3	0	0	0	2	3.1	2	0	0	0	1
Robertson	0	0	0.00	2	0	0	0	0	0.2	0	0	0	1	1
Sabathia	1	0	4.50	1	1	0	0	0	6.0	5	4	3	3	5
Wood	0	0	4.50	3	0	0	0	0	2.0	4	1	1	2	3
Totals	3	0	2.00	3	3	0	0	2	27.0	21	6	8	8	20

TWINS:	AVG	G	AB	R	H	2B	3B	HR	RBI	BB	SO	SB
Cuddyer, 1b	.182	3	11	1	2	1	0	1	2	0	4	0
Hardy, ss	.100	3	10	0	1	1	0	0	0	0	2	0
Hudson, 2b	.333	3	12	2	4	0	0	1	2	0	2	0
Kubel, rf	.000	3	8	0	0	0	0	0	0	3	2	0
Mauer, c	.250	3	12	0	3	0	0	0	0	1	3	0
Reeko, pr-rf	.000	1	0	0	0	0	0	0	0	0	0	0
Span, cf	.308	3	13	0	4	0	0	0	0	0	0	0
Thome, dh	.100	3	10	2	1	0	0	0	0	2	3	0
Tolbert, pr-3b	.000	1	0	0	0	0	0	0	0	0	0	0
Valencia, 3b	.222	3	9	1	2	1	0	0	2	1	3	0
Young, lf	.333	3	12	1	4	0	1	0	0	1	1	0
Totals	.216	3	97	7	21	3	1	2	6	8	20	0

Pitchers:	W	L	ERA	G	GS	CG	SHO	SV	IP	H	R	ER	BB	SO
Baker	0	0	3.86	1	0	0	0	0	2.1	3	1	1	0	2
Capps	0	0	9.00	1	0	0	0	0	1.0	2	1	1	0	0
Crain	0	1	54.00	1	0	0	0	0	0.1	3	2	2	0	0
Duensing	0	1	13.50	1	1	0	0	0	3.1	7	5	5	1	1
Fuentes	0	0	0.00	2	0	0	0	0	2.2	1	0	0	0	2
Guerrier	0	0	0.00	2	0	0	0	0	1.2	1	0	0	1	2
Liriano	0	0	6.35	1	1	0	0	0	5.2	6	4	4	3	7
Mijares	0	0	0.00	3	0	0	0	0	1.1	0	0	0	1	0
Pavano	0	1	6.00	1	1	0	0	0	6.0	10	4	4	1	3
Rauch	0	0	0.00	2	0	0	0	0	1.2	0	0	0	0	1
Totals	0	3	5.88	3	3	0	0	0	26.0	33	17	17	7	18

GAME 1 Wednesday, October 6 at Minnesota

New York 0 0 0 0 0 4 2 0 0 — 6 9 0

Minnesota 0 2 1 0 0 1 0 0 — 4 8 0

WP — Sabathia. LP — Crain. Save — Rivera.

Sabathia, Logan (7), Robertson (7), Wood (8), Rivera (8) and Posada.

Liriano, Mijares (6), Crain (7), Fuentes (7), Rauch (9) and Mauer.

HR — Cuddyer, Teixeira. T — 3:47. A — 42,032.

GAME 2 Thursday, October 7 at Minnesota

New York 0 0 0 1 1 0 2 0 1 — 5 12 0

Minnesota 0 1 0 0 0 1 0 0 0 — 2 6 0

WP — Pettitte. LP — Pavano. Save — Rivera.

Pettitte, Wood (8), Rivera (9) and Posada.

Pavano, Mijares (7), Rauch (7), Guerrier (8), Capps (9) and Mauer.

HR — Berkman, Hudson. T — 2:59. A — 42,035.

GAME 3 Saturday, October 9 at New York

Minnesota 0 0 0 0 0 0 0 1 0 — 1 7 0

New York 0 1 1 3 0 0 1 0 x — 6 12 0

WP — Hughes. LP — Duensing.

Hughes, Wood (8), Logan (8), Robertson (8), Rivera (9) and Posada.

Duensing, Guerrier (4), Baker (5), Mijares (7), Fuentes (8) and Mauer.

HR — Thames, Swisher. T — 3:06. A — 50,840.

2017 AMERICAN LEAGUE WILD CARD GAME

Twins vs. New York Yankees

Twins.....	3	0	1	0	0	0	0	0	0	0	—	4	9	1
Yankees.....	3	1	1	2	0	0	1	0	X		—	8	9	0

Twins	AB	R	H	RBI
Brian Dozier, 2b	4	1	2	1
Joe Mauer, 1b	5	0	1	0
Jorge Polanco, ss	4	2	1	0
Eddie Rosario, lf-cf	3	1	1	2
Eduardo Escobar, 3b	4	0	2	0
Max Kepler, rf	3	0	1	0
Byron Buxton, cf	2	0	0	1
Zack Granite, cf	2	0	1	0
Chris Gimenez, c	0	0	0	0
Jason Castro, c	3	0	0	0
Ehire Adrianza, ph-lf	1	0	0	0
Robbie Grossman, dh	4	0	0	0
Totals	35	4	9	4

Yankees	AB	R	H	RBI
Brett Gardner, lf	4	3	2	1
Aaron Judge, rf	4	3	2	2
Gary Sánchez, c	4	1	2	0
Didi Gregorius, ss	3	1	1	3
Starlin Castro, 2b	4	0	0	0
Greg Bird, 1b	3	0	1	1
Aaron Hicks, cf	3	0	1	1
Jacoby Ellsbury, dh	4	0	0	0
Todd Frazier, 3b	4	0	0	0
Totals	33	8	9	8

E — Rosario. LOB — Twins 8, Yankees 6. 2B — Kepler, Sanchez. HR — Dozier, Rosario, Gregorius, Gardner, Judge. IBB — Gregorius. GDP — Mauer. SB — Buxton.

PITCHING

Twins	IP	H	R	ER	BB	SO
Ervin Santana	2.0	3	4	4	2	0
José Berrios (L)	3.0	5	3	3	0	4
Trevor Hildenberger	1.1	1	1	1	2	0
Taylor Rogers	0.1	0	0	0	0	1
Alan Busenitz	0.1	0	0	0	1	0
Matt Belisle	1.0	0	0	0	0	0
Totals	8.0	9	8	8	5	5

Yankees	IP	H	R	ER	BB	SO
Luis Severino	0.1	4	3	3	1	0
Chad Green	2.0	1	1	1	2	4
David Robertson (W)	3.1	3	0	0	1	5
Tommy Kahnle	2.1	0	0	0	0	1
Aroldis Chapman	1.0	1	0	0	0	3
Totals	9.0	9	4	4	4	13

WP — Robertson. IBB — Hildenberger. Umpires — Marquez, Winters, Cooper, Barksdale, Gibson, Tumpane.
T — 3:51. A — 49,280. Weather — 62 degrees.



DID YOU Know?

...that Brian Dozier's leadoff home run in the 2017 AL Wild Card game marked the first time in baseball history that a given year's slate of Postseason games began with a home run.



2019 AMERICAN LEAGUE DIVISION SERIES

Twins vs. New York Yankees

YANKEES:	AVG	G	AB	R	H	2B	3B	HR	RBI	BB	SO	SB
Encarnacion, dh	.308	3	13	2	4	2	0	0	2	1	2	0
Gardner, cf	.250	3	12	3	3	0	0	1	3	1	5	0
Gregorius, ss	.400	3	10	2	4	0	0	1	6	2	3	0
Judge, rf	.333	3	9	3	3	0	0	0	4	1	1	0
LeMahieu, 1b	.286	3	14	4	4	2	0	1	4	1	4	0
Maybin, pr-lf	.333	3	3	2	1	0	0	1	1	0	2	2
Sanchez, c	.125	3	8	1	1	0	0	0	0	3	4	0
Stanton, lf	.167	3	6	0	1	0	0	0	1	4	2	0
Torres, 2b	.417	3	12	5	5	3	0	1	4	1	2	2
Urshela, 3b	.250	3	12	1	3	1	0	0	0	0	2	0
Totals	.293	3	99	23	29	8	0	5	21	17	27	4

Pitchers:	W	L	ERA	G	GS	CG	SHO	SV	IP	H	R	ER	BB	SO
Britton	0	0	3.86	2	0	0	0	0	2.1	1	1	1	1	1
Chapman	0	0	0.00	2	0	0	0	1	2.2	1	0	0	2	4
Green	1	0	0.00	2	0	0	0	0	2.0	2	0	0	0	1
Happ	0	0	0.00	1	0	0	0	0	1.0	1	0	0	1	2
Kahnle	1	0	3.86	3	0	0	0	0	2.1	2	1	1	1	3
Loaisiga	0	0	9.00	1	0	0	0	0	1.0	2	1	1	0	2
Lyons	0	0	0.00	1	0	0	0	0	1.0	0	0	0	0	2
Ottavino	0	0	0.00	3	0	0	0	0	1.0	1	0	0	2	1
Paxton	0	0	5.79	1	1	0	0	0	4.2	5	3	3	1	8
Severino	0	0	0.00	1	1	0	0	0	4.0	4	0	0	2	4
Tanaka	1	0	1.80	1	1	0	0	0	5.0	3	1	1	1	7
Totals	3	0	2.33	3	3	0	0	1	27.0	22	7	7	11	35

TWINS:	AVG	G	AB	R	H	2B	3B	HR	RBI	BB	SO	SB
Arraez, 2b-3b	.455	3	11	1	5	4	0	0	1	0	2	0
Cave, lf	.250	2	4	0	1	0	0	0	0	0	2	0
Cron, 1b-ph	.200	2	5	0	1	0	0	0	0	1	1	0
Cruz, dh	.200	3	10	2	2	0	0	1	1	4	3	0
Garver, c	.167	3	12	1	2	0	0	0	1	1	5	0
Gonzalez, lf-1b	.273	3	11	0	3	1	0	0	0	0	4	0
Kepler, cf	.000	3	10	0	0	0	0	0	0	3	3	0
Polanco, ss	.273	3	11	1	3	0	0	1	2	2	1	1
Rosario, rf	.308	3	13	1	4	1	0	1	1	0	4	0
Sanó, 3b-1b	.000	3	12	1	1	0	0	1	1	0	8	0
Schoop, ph-2b	.000	2	2	0	0	0	0	0	0	0	2	0
Totals	.218	3	101	7	22	6	0	4	7	11	35	1

Pitchers:	W	L	ERA	G	GS	CG	SHO	SV	IP	H	R	ER	BB	SO
Berrios	0	0	2.25	1	1	0	0	0	4.0	4	3	1	3	6
Dobnak	0	1	18.00	1	1	0	0	0	2.0	6	4	4	2	0
Duffey	0	0	21.60	2	0	0	0	0	1.2	3	4	4	2	4
Gibson	0	0	27.00	1	0	0	0	0	1.0	1	3	3	3	1
Graterol	0	0	0.00	1	0	0	0	0	1.0	0	0	0	0	2
Littell	0	1	54.00	2	0	0	0	0	0.1	0	2	2	1	0
May	0	0	0.00	2	0	0	0	0	1.0	1	0	0	0	2
Odorizzi	0	1	3.60	1	1	0	0	0	5.0	5	2	2	0	5
Rogers	0	0	4.50	1	0	0	0	0	2.0	2	1	1	0	2
Romo	0	0	9.00	2	0	0	0	0	2.0	2	2	2	2	1
Smeltzer	0	0	0.00	1	0	0	0	0	3.1	2	0	0	3	4
Stashak	0	0	10.80	2	0	0	0	0	1.2	3	2	2	1	0
Totals	0	3	7.56	3	3	0	0	0	25.0	29	23	21	17	27

GAME 1 Friday, October 4 at New York

Minnesota	1	0	1	0	1	1	0	0	0	—	4	7	1
New York	0	0	3	0	2	2	3	0	x	—	10	8	1
WP — Kahnle. LP — Littell.													
Paxton, Ottavino (5), Kahnle (5), Green (6), Britton (7), Happ (8), Chapman (9) and Sánchez.													
Berrios, Littell (5), Duffey (5), Stashak (6), Gibson (7), Graterol (8) and Garver.													
HR — Polanco, Cruz, Sanó, LeMahieu, Gardner. T — 4:15. A — 49,233.													

GAME 2 Saturday, October 5 at New York

Minnesota	0	0	0	1	0	0	0	0	1	—	2	6	0
New York	1	0	7	0	0	0	0	0	x	—	8	11	0
WP — Tanaka. LP — Dobnak.													
Tanaka, Kahnle (6), Ottavino (7), Lyons (8), Loaisiga (9) and Sánchez.													
Dobnak, Duffey (3), Smeltzer (3), Stashak (7), May (7), Romo (8), Littell (8) and Garver.													
HR — Gregorius. T — 3:34. A — 49,277.													

GAME 3 Monday, October 7 at Minnesota

New York	0	1	1	0	0	0	1	0	2	—	5	10	0
Minnesota	0	0	0	0	0	0	0	1	0	—	1	9	1
WP — Green. LP — Odorizzi.													
Severino, Kahnle (5), Ottavino (5), Green (5), Britton (7), Chapman (8) and Sánchez.													
Odorizzi, Rogers (6), Romo (8), May (9) and Garver.													
HR — Torres, Maybin, Rosario. T — 4:02. A — 41,121													

ASTROS:	AVG	G	AB	R	H	2B	3B	HR	RBI	BB	SO	SB
Altuve, 2b	.000	2	7	0	0	0	0	0	1	2	0	0
Brantley, dh	.286	2	7	2	2	1	0	0	2	2	2	0
Bregman, 3b	.143	2	7	0	1	0	0	0	0	2	0	0
Correa, ss	.500	2	6	2	3	0	0	1	1	2	1	0
Gurniel, 1b	.125	2	8	1	1	0	0	0	0	0	1	0
Maldonado, c	.143	2	7	0	1	0	0	0	0	0	3	0
Reddick, rf	.125	2	8	1	1	0	0	0	0	0	4	0
Springer, cf-1f	.111	2	9	1	1	0	0	0	1	0	1	0
Straw, cf	1	0	0	0	0	0	0	0	0	0	0	0
Tucker, lf	.375	2	8	0	3	0	0	0	2	0	1	0
Totals	.194	2	67	7	13	1	0	1	7	8	13	0

Pitchers:	W	L	ERA	G	GS	CG	SHO	SV	IP	H	R	ER	BB	SO
Greinke	0	0	2.25	1	1	0	0	0	4.0	2	1	1	3	1
Javier	1	0	0.00	1	0	0	0	0	3.0	0	0	0	2	2
Pressly	0	0	0.00	1	0	0	0	1	1.0	0	0	0	0	2
Raley	0	0	0.00	1	0	0	0	0	0.2	1	0	0	1	1
Urguidy	0	0	2.08	1	1	0	0	0	4.1	2	1	1	2	3
Valdez	1	0	0.00	1	0	0	0	0	5.0	2	0	0	2	5
Totals	2	0	1.00	2	2	0	0	1	18.0	7	2	2	10	14

TWINS:	AVG	G	AB	R	H	2B	3B	HR	RBI	BB	SO	SB
Arraez, 2b	.000	2	6	0	0	0	0	0	0	2	1	0
Astudillo, ph	.000	1	1	0	0	0	0	0	0	0	0	0
Avila, c	.000	1	1	0	0	0	0	0	0	0	0	0
Buxton, cf-pr	.250	2	4	0	1	0	0	0	0	0	3	0
Cave, lf	.000	1	1	0	0	0	0	0	0	0	1	0
Cruz, dh	.333	2	6	0	2	2	0	0	2	2	1	0
Garver, ph	.000	1	1	0	0	0	0	0	0	0	1	0
Gonzalez, 3b	.200	2	5	1	1	0	0	0	0	1	0	0
Jeffers, c	.000	2	5	0	0	0	0	0	0	0	2	0
Kepler, rf-cf	.000	2	5	1	0	0	0	0	0	3	1	0
Kirilloff, rf	.250	1	4	0	1	0	0	0	0	0	0	0
Polanco, ss	.143	2	7	0	1	0	0	0	0	1	2	0
Rosario, lf	.000	2	7	0	0	0	0	0	0	0	1	0
Sanó, 1b	.143	2	7	0	1	0	0	0	0	1	1	0
Totals	.119	2	59	2	7	2	0	0	2	10	14	1

Pitchers:	W	L	ERA	G	GS	CG	SHO	SV	IP	H	R	ER	BB	SO
Berrios	0	0	1.80	1	1	0	0	0	5.0	2	1	1	2	4
Duffey	0	0	4.50	2	0	0	0	0	2.0	3	1	1	1	2
Maeda	0	0	0.00	1	1	0	0	0	5.0	2	0	0	3	5
May	0	0	0.00	2	0	0	0	0	2.0	0	0	0	0	0
Rogers	0	0	9.00	2	0	0	0	0	1.0	2	1	1	1	1
Romo	0	1	0.00	1	0	0	0	0	0.2	2	3	0	1	0
Stashak	0	1	4.50	1	0	0	0	0	2.0	1	1	1	0	1
Thielbar	0	0	0.00	1	0	0	0	0	0.1	1	0	0	0	0
Totals	0	2	2.00	2	2	0	0	0	18.0	13	7	4	8	13

GAME 1 Tuesday, September 29 at Minnesota

Houston	0	0	0	0	0	1	0	3	—	4	8	0
Minnesota	0	0	1	0	0	0	0	0	—	1	4	1

WP — Valdez. LP — Romo.

Greinke, Valdez (5) and Maldonado.

Maeda, May (6), Duffey (7), Rogers (8), Romo (9), Thielbar (9), Jeffers and Avila (8).

T — 3:49. A — None.

GAME 2 Wednesday, September 30 at Minnesota

Houston	0	0	0	1	0	0	1	0	1	—	3	5	1
Minnesota	0	0	0	0	1	0	0	0	0	—	1	3	0

WP — Javier. LP — Stashak. Save — Pressly.

Urguidy, Raley (5), Javier (6), Pressly (9) and Maldonado.

Berrios, Stashak (6), May (8), Rogers (9), Duffey (9) and Jeffers.

HR — Correa T — 3:32. A — None.



BLUE JAYS:	AVG	G	AB	R	H	2B	3B	HR	RBI	BB	SO	SB
Belt, dh	.000	2	8	0	0	0	0	0	0	0	5	0
Bichette, ss	.500	2	8	1	4	0	0	0	0	0	2	0
Biggio, 2b-lf	.125	2	8	0	1	0	0	0	0	0	3	0
Chapman, 3b	.143	2	7	0	1	0	0	0	0	1	3	0
Espinal, ph-2b	1.000	1	2	0	2	0	0	0	0	0	0	0
Guerrero Jr., 1b	.143	2	7	0	1	1	0	0	0	1	0	0
Kiermaier, cf	.400	2	5	0	2	0	0	0	1	1	2	0
Kirk, c	.333	2	6	0	2	0	0	0	0	1	1	0
Merrifield, ph-lf-pr	.000	2	1	0	0	0	0	0	0	1	0	0
Springer, rf	.222	2	9	0	2	0	0	0	0	0	0	0
Varsho, lf-cf	.000	2	5	0	0	0	0	0	0	0	3	0
Totals	.227	2	66	1	15	1	0	0	1	5	19	0

Pitchers:	W	L	ERA	G	GS	CG	SHO	SV	IP	H	R	ER	BB	SO
Berrios	0	1	3.00	1	1	0	0	0	3.0	3	1	1	1	5
Cabrera	0	0	0.00	1	0	0	0	0	0.2	0	0	0	0	2
Garcia	0	0	0.00	1	0	0	0	0	1.1	0	0	0	1	3
Gausman	0	1	6.75	1	1	0	0	0	4.0	3	3	3	3	5
Green	0	0	0.00	1	0	0	0	0	1.1	0	0	0	0	1
Hicks	0	0	0.00	1	0	0	0	0	1.0	1	0	0	2	2
Kikuchi	0	0	5.40	1	0	0	0	0	1.2	3	1	1	1	0
Maya	0	0	0.00	1	0	0	0	0	0.1	1	0	0	0	0
Romano	0	0	0.00	1	0	0	0	0	1.1	1	0	0	0	1
Swanson	0	0	0.00	2	0	0	0	0	1.1	0	0	0	3	2
Totals	0	2	2.81	2	2	0	0	0	16.0	12	5	5	11	21

TWINS:	AVG	G	AB	R	H	2B	3B	HR	RBI	BB	SO	SB
Castro, lf-ph	.250	2	4	0	1	0	0	0	0	0	2	0
Correa, ss	.429	2	7	0	3	0	0	0	0	1	1	0
Farmer, ph-3b-pr	.000	2	1	0	0	0	0	0	0	0	1	0
Jeffers, c	.000	2	6	0	0	0	0	0	0	2	2	0
Julien, 2b	.167	2	6	1	1	0	0	0	0	1	2	0
Kepler, rf	.250	2	8	1	2	0	0	0	0	0	3	0
Kirilloff, 1b	.000	2	2	0	0	0	0	0	0	1	1	0
Lewis, dh	.333	2	6	3	2	0	0	2	3	2	1	0
Polanco, 3b-2b	.286	2	7	0	2	0	0	0	0	1	3	1
Solano, ph-1b	.000	2	2	0	0	0	0	0	0	3	0	0
Taylor, cf	.167	2	6	0	1	0	0	0	0	0	4	0
Wallner, lf	.000	2	3	0	0	0	0	0	0	1	1	0
Totals	.207	2	58	5	12	0	0	2	4	11	21	1

Pitchers:	W	L	ERA	G	GS	CG	SHO	SV	IP	H	R	ER	BB	SO
Duran	0	0	0.00	2	0	0	0	2	2.0	1	0	0	1	5
Gray	1	0	0.00	1	1	0	0	0	5.0	5	0	0	2	6
Jax	0	0	0.00	2	0	0	0	0	2.0	1	0	0	0	2
López	1	0	1.59	1	1	0	0	0	5.2	5	1	1	2	3
Stewart	0	0	0.00	1	0	0	0	0	1.0	0	0	0	0	2
Thielbar	0	0	0.00	2	0	0	0	0	1.2	1	0	0	0	1
Varland	0	0	0.00	2	0	0	0	0	0.2	2	0	0	0	1
Totals	2	0	0.50	2	2	0	1	2	18.0	15	1	1	5	19

GAME 1 Tuesday, October 3 at Minnesota

Toronto	0	0	0	0	1	0	0	0	—	1	6	0
Minnesota	2	0	1	0	0	0	0	x	—	3	5	1
WP — López. LP — Gausman. Save — Duran.												
Gausman, Swanson (5), Maya (5), Green (6), Cabrera (7), Hicks (8) and Kirk.												
López, Varland (6), Thielbar (7), Jax (8), Duran (9) and Jeffers.												
HR — Lewis (2). T — 2:40. A — 38,450.												

GAME 2 Wednesday, October 4 at Minnesota

Toronto	0	0	0	0	0	0	0	0	—	0	9	1
Minnesota	0	0	0	2	0	0	0	0	x	—	2	7
WP — Gray. LP — Berrios. Save — Duran.												
Berrios, Kikuchi (4), Garcia (5), Swanson (7), Romano (8) and Kirk.												
Gray, Varland (6), Thielbar (6), Stewart (7), Jax (8), Duran (9) and Jeffers.												
T — 2:51. A — 38,518.												



ASTROS:	AVG	G	AB	R	H	2B	3B	HR	RBI	BB	SO	SB
Abreu, 1b	.313	4	16	3	5	0	0	3	8	1	2	0
Altuve, 2b	.235	4	17	2	4	0	0	1	1	0	2	0
Alvarez, dh-1f	.438	4	16	7	7	2	0	4	6	1	5	0
Brantley, lf-dh	.273	3	11	1	3	0	0	1	1	1	3	1
Bregman, 3b	.200	4	15	4	3	0	0	1	2	1	6	0
Diaz, ph-c-dh	.000	2	6	0	0	0	0	0	0	0	4	0
Dubón, pr-cf	.400	3	5	0	2	0	0	0	0	0	1	0
Maldonado, c	.167	4	12	0	2	0	0	0	0	1	4	0
McCormick, cf-1f	.364	4	11	0	4	0	0	0	1	0	3	0
Peña, ss	.267	4	15	1	4	1	0	0	0	1	1	0
Tucker, rf	.143	4	14	2	2	1	0	0	1	3	6	0
Totals	.261	4	138	20	36	4	0	10	20	9	37	1

Pitchers:	W	L	ERA	G	GS	CG	SHO	SV	IP	H	R	ER	BB	SO
Abreu	0	0	0.00	3	0	0	0	0	3.1	2	0	0	0	7
Brown	0	0	4.50	2	0	0	0	0	2.0	2	1	1	1	2
Javier	1	0	0.00	1	1	0	0	0	5.0	1	0	0	0	5
Maton	0	0	0.00	2	0	0	0	0	1.2	0	0	0	0	1
Montero	0	0	0.00	2	0	0	0	0	2.2	1	0	0	0	1
Neeris	0	0	18.00	2	0	0	0	0	2.0	3	4	4	1	5
Pressly	0	0	0.00	2	0	0	0	2	2.0	0	0	0	0	5
Stanek	0	0	6.75	1	0	0	0	0	1.1	2	1	1	0	0
Urquidly	1	0	3.18	1	1	0	0	0	5.2	3	2	2	1	6
Valdez	0	1	10.38	1	1	0	0	0	4.1	7	5	5	3	5
Verlander	1	0	0.00	1	1	0	0	0	6.0	4	0	0	0	3
Totals	3	1	3.25	4	4	0	0	2	36.0	25	13	13	16	52

TWINS:	AVG	G	AB	R	H	2B	3B	HR	RBI	BB	SO	SB
Buxton, ph	.000	1	1	0	0	0	0	0	0	0	0	0
Castro, ph-cf-1f-3b	.182	4	11	1	2	0	0	0	1	2	4	0
Correa, ss	.400	4	15	1	6	3	0	0	3	1	4	0
Farmer, 3b	.333	1	3	1	1	0	0	1	2	0	1	0
Jeffers, c	.154	4	13	1	2	0	0	0	0	0	6	0
Julien, 2b-ph-dh	.364	4	11	1	4	2	0	1	2	4	6	0
Kepler, rf	.200	4	15	0	3	2	0	0	0	1	7	0
Kirilloff, 1b-ph	.000	3	7	0	0	0	0	0	0	1	3	0
Lewis, dh-3b	.188	4	16	3	3	0	0	2	2	2	7	0
Polanco, 3b-2b	.143	4	14	2	2	0	0	1	3	3	5	0
Solano, ph-1b	.125	3	8	1	1	0	0	0	0	0	4	0
Stevenson, lf	.000	1	0	0	0	0	0	0	0	0	0	0
Taylor, cf	.143	3	7	1	1	0	0	0	0	0	1	0
Waller, lf	.000	3	5	1	0	0	0	0	0	2	4	0
Totals	.198	4	126	13	25	7	0	5	13	16	52	0

Pitchers:	W	L	ERA	G	GS	CG	SHO	SV	IP	H	R	ER	BB	SO
Duran	0	0	0.00	2	0	0	0	0	3.0	1	0	0	0	1
Gray	0	1	9.00	1	1	0	0	0	4.0	8	5	4	1	6
Jax	0	0	0.00	2	0	0	0	0	1.2	0	0	0	0	3
López	1	0	0.00	1	1	0	0	0	7.0	6	0	0	1	7
Maeda	0	0	6.75	2	0	0	0	0	4.0	6	3	3	3	4
Ober	0	1	12.46	2	1	0	0	0	4.1	8	6	6	1	4
Paddack	0	0	0.00	2	0	0	0	0	3.2	1	0	0	0	6
Pagán	0	0	0.00	2	0	0	0	0	2.0	0	0	0	0	1
Ryan	0	0	4.50	1	1	0	0	0	2.0	2	1	1	0	1
Stewart	0	0	9.00	2	0	0	0	0	2.0	1	2	2	1	2
Thielbar	0	1	20.25	2	0	0	0	0	1.1	3	3	3	1	2
Totals	1	3	4.89	4	4	0	0	0	35.0	36	20	19	9	37

GAME 1 Saturday, October 7 at Houston

Minnesota	0	0	0	0	0	0	4	0	0	—	4	9	0
Houston	1	0	2	0	2	0	1	0	x	—	6	9	0

WP — Verlander. LP — Ober. Save — Pressly.
Ober, Maeda (4), Paddack (6), Thielbar (7), Pagán (8) and Jeffers.
Verlander, Neeris (7), Abreu (7), Pressly (9) and Maldonado.

HR — Polanco, Lewis, Altuve, Alvarez (2). T — 2:58. A — 43,024.

GAME 2 Sunday, October 8 at Houston

Minnesota	1	2	0	0	2	0	1	0	0	—	6	10	0
Houston	0	0	0	0	0	0	0	2	0	—	2	7	0

WP — López. LP — Valdez.
López, Stewart (8), Duran (9) and Jeffers.
Valdez, Maton (5), Stanek (6), Montero (7), Brown (9), Maldonado and Diaz.
HR — Farmer, Alvarez. T — 3:09. A — 43,017.

GAME 3 Tuesday, October 10 at Minnesota

Houston	4	0	0	0	1	1	0	0	3	—	9	14	0
Minnesota	0	0	0	0	0	1	0	0	0	—	1	3	1

WP — Javier. LP — Gray.
Javier, Brown (6), Abreu (7), Maton (8), Montero (9) and Maldonado.
Gray, Pagán (5), Maeda (6), Ober (8), Jax (9) and Jeffers.

HR — Abreu (2), Bregman, Alvarez. T — 3:10. A — 41,017.

GAME 4 Wednesday, October 11 at Minnesota

Houston	0	1	0	2	0	0	0	0	0	—	3	6	0
Minnesota	1	0	0	0	1	0	0	0	0	—	2	3	0

WP — Urquidly. LP — Thielbar. Save — Pressly.
Urquidly, Neeris (6), Abreu (8), Pressly (9) and Maldonado.
Ryan, Stewart (3), Thielbar (4), Paddack (4), Jax (7), Duran (8) and Jeffers.
HR — Brantley, Abreu, Lewis. T — 2:38. A — 40,977.

TWINS POSTSEASON RECORDS

SERIES-BY-SERIES

YEAR	SERIES	OPPONENT	W	L
1965	WS	Los Angeles-NL	3	4
1969	ALCS	Baltimore	0	3
1970	ALCS	Baltimore	0	3
1987	ALCS	Detroit	4	1
	WS	St. Louis	4	3
1991	ALCS	Toronto	4	1
	WS	Atlanta	4	3
2002	ALDS	Oakland	3	2
	ALCS	Anaheim	1	4
2003	ALDS	New York-AL	1	3
2004	ALDS	New York-AL	1	3
2006	ALDS	Oakland	0	3
2009	ALDS	New York-AL	0	3
2010	ALDS	New York-AL	0	3
2017	ALWC	New York-AL	0	1
2019	ALDS	New York-AL	0	3
2020	ALWCS	Houston	0	2
2023	ALWCS	Toronto	2	0
	ALDS	Houston	1	3

ALL ROUNDS

	W	L
AL Wild Card Game (0-1 in series, 1 game)	0	1
AL Wild Card Series (1-1 in series, 4 games)	2	2
AL Division Series (1-7 in series, 29 games)	6	23
AL Championship Series (2-3 in series, 21 games)	9	12
World Series (2-1 in series, 21 games)	11	10
TOTAL (6-13 in series, 76 games)	28	48


RECORD BY OPPONENT

YEAR	ALWC	ALWCS	ALDS	ALCS	WS	TOTAL
Atlanta	--	--	--	--	4-3 (1-0)	4-3 (1-0)
Baltimore	--	--	--	0-6 (0-2)	--	0-6 (0-2)
Detroit	--	--	--	4-1 (1-0)	--	4-1 (1-0)
Houston	--	0-2 (0-1)	1-3 (0-1)	--	--	1-5 (0-2)
Los Angeles-AL	--	--	--	1-4 (0-1)	--	1-4 (0-1)
Los Angeles-NL	--	--	--	--	3-4 (0-1)	3-4 (0-1)
New York-AL	0-1 (0-1)	--	2-15 (0-5)	--	--	2-16 (0-6)
Oakland	--	--	3-5 (1-1)	--	--	3-5 (1-1)
St. Louis	--	--	--	--	4-3 (1-0)	4-3 (1-0)
Toronto	--	2-0 (1-0)	--	4-1 (1-0)	--	6-1 (2-0)

Record (Series Record)

POSTSEASON AWARDS

YEAR	SERIES	AWARD	PLAYER
1965	WS	World Series MVP	Sandy Koufax
1987	ALCS	Leland S. MacPhail, Jr. Award (ALCS MVP)	Gary Gaetti
	WS	World Series MVP	Frank Viola
1991	ALCS	Leland S. MacPhail, Jr. Award (ALCS MVP)	Kirby Puckett
	WS	World Series MVP	Jack Morris
2002	ALCS	Leland S. MacPhail, Jr. Award (ALCS MVP)	Adam Kennedy



TWINS POSTSEASON RECORDS

TEAM SINGLE-GAME RECORDS

BATTING AND BASE-RUNNING

CATEGORY	RECORD	OPPONENT AND DATE
Runs.....	11..... 2 times	last, ALDS Game 4 vs. Oakland, October 5, 2002
Fewest Runs.....	0..... 4 times	last, ALCS Game 2 at Baltimore, October 5, 1969
Runs, Inning.....	7..... 2 times	last, ALDS Game 4 vs. Oakland (4th), October 5, 2002
Hits.....	15..... 2 times	last, WS Game 6 vs. St. Louis, October 24, 1987
Fewest Hits.....	3..... 5 times	last, ALDS Game 4 vs. Houston, October 11, 2023
Extra-Base Hits.....	6..... 4 times	last, ALDS Game 5 at Oakland, October 6, 2002
Singles.....	12.....	ALCS Game 5 at Toronto, October 13, 1991
Doubles.....	5..... 2 times	last, ALDS Game 5 at Toronto, October 13, 1991
Triples.....	2.....	last, WS Game 5 at Atlanta, October 24, 1991
Home Runs.....	3.....	ALDS Game 1 at New York, October 4, 2019
Walks.....	7..... 3 times	last, ALDS Game 3 vs. Houston, October 10, 2023
Strikeouts.....	14..... 3 times	last, ALDS Game 4 vs. Houston, October 11, 2023
Stolen Bases.....	4.....	ALCS Game 1 vs. Toronto, October 8, 1991
Runs in Shutout.....	2..... 2 times	last, ALWCS Game 2 vs. Toronto, October 4, 2023
Walk-off Wins.....	2 times	last, WS Game 7 vs. Atlanta, October 27, 1991

PITCHING

CATEGORY	RECORD	OPPONENT AND DATE
Runs Allowed.....	14.....	WS Game 5 at Atlanta, October 24, 1991
Fewest Runs Allowed.....	0..... 3 times	last, ALWCS Game 2 vs. Toronto, October 4, 2023
Runs Allowed, Inning.....	10.....	ALCS Game 5 at Anaheim (7th), October 13, 2002
Hits Allowed.....	18..... 2 times	last, ALCS Game 5 at Anaheim, October 13, 2002
Fewest Hits Allowed.....	4.....	ALCS Game 1 vs. Anaheim, October 8, 2002
Extra-Base Hits Allowed.....	8..... 2 times	last, WS Game 5 at Atlanta, October 24, 1991
Singles Allowed.....	14.....	ALCS Game 5 at Anaheim, October 13, 2002
Doubles Allowed.....	6.....	ALCS Game 3 vs. Baltimore, October 6, 1969
Triples Allowed.....	3.....	WS Game 5 at Atlanta, October 24, 1991
Home Runs Allowed.....	4..... 3 times	last, ALDS Game 3 vs. Houston, October 10, 2023
Walks Allowed.....	8..... 4 times	last, ALDS Game 2 at New York, October 5, 2019
Strikeouts.....	16.....	ALDS Game 4 vs. New York, October 9, 2004
Stolen Bases Allowed.....	5.....	WS Game 5 at St. Louis, October 22, 1987
Runs Allowed in Shutout.....	7.....	WS Game 5 at Los Angeles, October 11, 1965
Complete Games.....	4 times	last, WS Game 7 vs. Atlanta (Morris - 10.0 IP), October 27, 1991
Walk-off Losses.....	6 times	last, ALDS Game 2 at New York, October 9, 2009

FIELDING

CATEGORY	RECORD	OPPONENT AND DATE
Double Plays.....	3..... 2 times	last, ALDS Game 1 at New York, October 5, 2004
Double Plays, Opponent.....	2..... 11 times	last, ALDS Game 2 vs. New York, October 7, 2010
Errors.....	3..... 2 times	last, ALDS Game 3 at Oakland, October 6, 2006
Errors, Opponent.....	3..... 2 times	last, ALCS Game 4 at Detroit, October 11, 1987

MISCELLANEOUS

CATEGORY	RECORD	OPPONENT AND DATE
Left on Base.....	17.....	ALDS Game 2 at New York (11 inn.), October 9, 2009
Left on Base, Opponent.....	12..... 2 times	last, ALDS Game 1 at Oakland, October 1, 2002
Longest Game, Innings.....	12..... 3 times	last, ALDS Game 2 at New York, October 6, 2004
Longest Game, Time.....	4:22.....	ALDS Game 2 at New York, October 9, 2009
Largest Margin of Victory.....	9..... 2 times	last, ALDS Game 4 vs. Oakland (11-2), October 5, 2002
Largest Margin of Defeat.....	9..... 2 times	last, WS Game 5 at Atlanta (14-5), October 24, 1991
Largest Crowd, Home.....	55,990.....	ALCS Game 2 vs. Anaheim, October 9, 2002
Largest Crowd, Away.....	56,479.....	ALDS Game 2 at New York, October 2, 2003



TWINS POSTSEASON RECORDS

INDIVIDUAL SINGLE-GAME RECORDS

BATTING AND BASERUNNING

CATEGORY	RECORD	PLAYER	OPPONENT AND DATE
At-Bats.....	6.....	12, last Span/Kubel/Cuddyer.....	ALDS Game 2 at New York, October 9, 2009
Runs.....	4.....	Puckett.....	WS Game 6 vs. St. Louis, October 24, 1987
Hits.....	4.....	2, last Pierzynski.....	ALDS Game 1 at Oakland, October 1, 2002
Doubles.....	2.....	9, last Correa.....	ALDS Game 2 at Houston, October 8, 2023
Triples.....	1.....	19, last Young.....	ALDS Game 2 vs. New York, October 7, 2010
Home Runs.....	2.....	2, last Lewis.....	ALWCS Game 1 vs. Toronto, October 3, 2023
Grand Slams.....	1.....	2, last Hrbek.....	WS Game 6 vs. St. Louis, October 24, 1987
RBI.....	5.....	Gladden.....	WS Game 1 vs. St. Louis, October 17, 1987
Walks.....	3.....	2, last Puckett.....	WS Game 7 vs. Atlanta, October 27, 1991
Strikeouts.....	4.....	4, last Sanó.....	ALDS Game 2 at New York, October 5, 2019
Hitting Streak.....	9.....	2, last Mauer.....	October 4, 2006–October 3, 2017

PITCHING

CATEGORY	RECORD	PLAYER	OPPONENT AND DATE
Innings Pitched.....	10.2.....	Boswell.....	ALCS Game 2 at Baltimore, October 5, 1969
Strikeouts.....	9.....	Pavano.....	ALDS Game 3 vs. New York, October 11, 2009
Walks Allowed.....	7.....	Boswell.....	ALCS Game 2 at Baltimore, October 5, 1969
Earned Runs Allowed.....	7.....	Perry.....	ALCS Game 1 vs. Baltimore, October 3, 1970
Hits Allowed.....	10.....	3, last Pavano.....	ALDS Game 2 vs. New York, October 7, 2010
Home Runs Allowed.....	4.....	Reed.....	ALDS Game 3 vs. Oakland, October 4, 2002
Longest No-hit Bid (Innings).....	4.2.....	Blackburn.....	ALDS Game 2 at New York, October 9, 2009

LAST TIME IT HAPPENED...

TWINS BATTING:

Grand Slam.....	Hrbek, WS Game 6 vs. STL, 10/24/1987 (2 all-time)
Inside-the-Park Home Run.....	never
Pinch-hit Home Run.....	Davis, WS Game 3 at ATL, 10/22/1991 (2 all-time)
Four-hit Game.....	Pierzynski, ALDS Game 1 at OAK, 10/1/2002 (2 all-time)
Five-hit Game.....	never
Two Hits, One Inning.....	Mientkiewicz, ALDS Game 4 vs. OAK, 10/5/2002 (4th inning, 2 singles; 3 all-time)
Two-Homer Game.....	Lewis, ALWCS Game 1 vs. TOR, 10/3/2023 (2 all-time)
Three-Homer Game.....	never
Back-to-back Home Runs.....	Polanco/Lewis, ALDS Game 1 at HOU 10/7/2023 (3 all-time)
Three-Homer Inning.....	never
Walk-off Home Run.....	Puckett, WS Game 6 vs. ATL, 10/26/1991 (1 all-time)
Leadoff Home Run.....	Dozier, ALWC at NYY, 10/3/2017 (1 all-time)
Consecutive HRs to Lead Off Game.....	never
Pitcher Home Run.....	Grant, WS Game 6 vs. LAD, 10/13/1965 (1 all-time)

TWINS PITCHING:

One-Hitter.....	never
Two-Hitter.....	never
10+ Innings Pitched.....	Morris (10.0 IP), WS Game 7 vs. ATL 10/27/1991 (2 all-time)
Complete Game.....	Morris, WS Game 7 vs. ATL 10/27/1991 (4 all-time)
Complete Game Shutout.....	Morris, WS Game 7 vs. ATL 10/27/1991 (1 all-time)

TWINS MISCELLANEOUS:

Triple Play.....	never
Position Player Pitching.....	never
Three or more Steals.....	never

OPPONENT BATTING:

Grand Slam.....	Gregorius, ALDS Game 2 at New York, 10/5/2019 (2 all-time)
Inside-the-Park Home Run.....	Kotsay, ALDS Game 2 vs. OAK, 10/4/2006 (2 all-time)
Pinch-hit Home Run.....	never
Four-hit Game.....	Rodriguez, ALDS Game 2 at NYY, 10/6/2004 (7 all-time)
Five-hit Game.....	Blair, ALCS Game 3 vs. BAL, 10/6/1969 (1 all-time)
Two Hits, One Inning.....	Spiezo/Kennedy, ALCS Game 5 at ANA, 10/13/2002 (2 singles/single and home run; 2 all-time)
.....	Judge, ALDS Game 2 at NYY, 10/5/19 (3rd inning, 2 singles; 3 all-time)
Two-Homer Game.....	Abreu, ALDS Game 3 vs. HOU, 10/10/2023 (4 all-time)
Three-Homer Game.....	Kennedy, ALCS Game 5 at ANA, 10/13/2002 (1 all-time)
Back-to-back Home Runs.....	Durham/Hatteberg, ALDS Game 3 vs. OAK 10/4/2002 (2 all-time)
Three-Homer Inning.....	Cuellar/Buford/Powell, ALCS Game 1 vs. BAL 10/3/1970 (1 all-time)
Walk-off Home Run.....	Teixeira, ALDS Game 2 at NYY, 10/9/2009 (1 all-time)
Leadoff Home Run.....	Altuve, ALDS Game 1 at HOU, 10/7/2023 (3 all-time)
Consecutive HRs to Lead Off Game.....	Durham/Hatteberg, ALDS Game 3 vs. OAK 10/4/2002 (1 all-time)
Pitcher Home Run.....	Cuellar, ALCS Game 1 vs. BAL, 10/3/1970 (1 all-time)

OPPONENT PITCHING:

One-Hitter.....	never
Two-Hitter.....	never
10+ Innings Pitched.....	McNally (11.0 IP), ALCS Game 2 at BAL 10/5/1969 (1 all-time)
Complete Game.....	Glavine, WS Game 2 vs. ATL 10/20/1991 (10 all-time)
Complete Game Shutout.....	McNally, ALCS Game 2 at BAL 10/5/1969 (4 all-time)

OPPONENT MISCELLANEOUS:

Triple Play.....	never
Position Player Pitching.....	never
Three or more Steals.....	Davis, WS Game 5 at LAD 10/1/1965 (1 all-time)

TWINS POSTSEASON RECORDS

HOME RUN DATA

BACK-TO-BACK HOME RUNS

ROUND	PLAYERS	PITCHER(S)	OPPONENT AND DATE (INNING)
ALDS	Michael Cuddyer/Justin Morneau	Loaiza	Game 2 vs. Oakland, October 4, 2006 (6th)
ALCS	Harmon Killebrew/Tony Oliva	McNally	Game 2 vs. Baltimore, October 4, 1970 (4th)
ALDS	Jorge Polanco/Royce Lewis	Neris	Game 1 vs. Houston, October 7, 2023 (7th)

GRAND SLAMS

ROUND	PLAYER	PITCHER	OPPONENT AND DATE (INNING)
WS	Dan Gladden	Forsch	Game 1 vs. St. Louis, October 17, 1987 (4th)
	Kent Hrbek	Dayley	Game 6 vs. St. Louis, October 24, 1987 (6th)

LEADOFF HOME RUNS

ROUND	PLAYER	PITCHER	OPPONENT AND DATE (INNING)
ALWC	Brian Dozier	Severino	at New York, October 3, 2017 (1st)

MULTI-HOMER GAMES

ROUND	PLAYER	PITCHER(S)	OPPONENT AND DATE (# OF HOME RUNS)
ALCS	Gary Gaetti	Alexander	Game 1 vs. Detroit, October 7, 1987 (2)
ALWCS	Royce Lewis	Gausman	Game 1 vs. Toronto, October 3, 2023 (2)

PINCH-HIT HOME RUNS

ROUND	PLAYER	PITCHER	OPPONENT AND DATE (INNING)
ALCS	Mike Pagliarulo	Timlin	Game 3 at Toronto, October 11, 1991 (10th)
WS	Chili Davis	Peña	Game 3 at Atlanta, October 22, 1991 (8th)

HOME RUN IN FIRST POSTSEASON AT-BAT

ROUND	PLAYER	PITCHER	OPPONENT AND DATE (INNING)
ALWCS	Royce Lewis	Gausman	Game 1 vs. Toronto, October 3, 2023 (1st)
ALWC	Brian Dozier	Severino	at New York, October 3, 2017 (1st)
	Eddie Rosario	Severino	at New York, October 3, 2017 (1st)
ALCS	Gary Gaetti	Alexander	Game 1 vs. Detroit, October 7, 1987 (2nd, 5th)
WS	Don Mincher	Drysdale	Game 1 vs. Los Angeles, October 6, 1965 (2nd)

WALK-OFF HOME RUNS

ROUND	PLAYER	PITCHER	OPPONENT AND DATE (INNING)
WS	Kirby Puckett	Leibrandt	Game 6 vs. Atlanta, October 26, 1991 (11th)

POSTSEASON GAMES DECIDED IN LAST AT-BAT

DATE	SERIES	OPPONENT	W/L	FINAL	RUNS SCORED	NOTES
October 4, 1969	ALCS Game 1	at BAL	L	3-4 (12)	1 in bot 12th	Blair bunt single off Perranoski
October 5, 1969	ALCS Game 2	at BAL	L	0-1 (11)	1 in bot 11th	Motton single off Perranoski
October 7, 1987	ALCS Game 1	vs. DET	W	8-5	4 in bot 8th	Puckett 2B, Baylor 1B, Brunansky 2B
October 10, 1987	ALCS Game 3	at DET	L	6-7	2 in bot 8th	Sheridan two-run homer off Reardon
October 11, 1991	ALCS Game 3	at TOR	W	3-2 (10)	1 in top 10th	Pagliarulo pinch-hit home run off Timlin
October 20, 1991	WS Game 2	vs. ATL	W	3-2	1 in bot 8th	Leius home run off Glavine
October 22, 1991	WS Game 3	at ATL	L	4-5 (12)	1 in bot 12th	Lemke single off Aguilera
October 23, 1991	WS Game 4	at ATL	L	2-3	1 in bot 9th	Willard sac fly off Bedrosian
October 26, 1991	WS Game 6	vs. ATL	W	4-3 (11)	1 in bot 11th	Puckett home run off Leibrandt
October 27, 1991	WS Game 7*	vs. ATL	W	1-0 (10)	1 in bot 10th	Larkin single off Peña
October 11, 2002	ALCS Game 3	at ANA	L	1-2	1 in bot 8th	Glaus home run off Romero
October 6, 2004	ALDS Game 2	at NYY	L	6-7 (12)	2 in bot 12th	Rodriguez 2B off Nathan, Matsui sac fly
October 9, 2004	ALDS Game 4*	vs. NYY	L	5-6 (11)	1 in top 11th	Rodriguez scores on Lohse wild pitch
October 9, 2009	ALDS Game 2	at NYY	L	3-4 (11)	2 in bot 11th	Teixeira two-run homer off Mijares
Sept. 29, 2020	ALCWS Game 1	vs. HOU	L	1-4	3 in top 9th	Altuve bases loaded walk off Romo

BOLD indicates walk-off * indicates series clincher

DID YOU Know?

...that Gary Gaetti and Eddie Rosario are the only two players in baseball history to homer in both their first major league at-bat and first Postseason at-bat. Gaetti, Royce Lewis and Tampa Bay's Evan Longoria (2008) are the only two players to homer in each of their first two career Postseason at-bats.

TWINS POSTSEASON LEADERS

ALL-TIME TOP FIVE

BATTING

BATTING AVERAGE (min. 30 at-bats)

344	Steve Lombardozzi.....	1987
338	Michael Cuddyer.....	2002, 03, 04, 06, 09, 10
333	Brian Harper.....	1991
326	Chuck Knoblauch.....	1991
314	Tony Oliva.....	1965, 69, 70

AT-BATS

104	Dan Gladden.....	1987, 91
97	Kirby Puckett.....	1987, 91
91	Kent Hrbek.....	1987, 91
89	Greg Gagne.....	1987, 91
80	Torii Hunter.....	2002, 03, 04, 06

HITS

30	Kirby Puckett.....	1987, 91
29	Dan Gladden.....	1987, 91
25	Michael Cuddyer.....	2002, 03, 04, 06, 09, 10
24	Torii Hunter.....	2002, 03, 04, 06
19	Greg Gagne.....	1987, 91

HOME RUNS

5	Kirby Puckett.....	1987, 91
4	Greg Gagne.....	1987, 91
	Royce Lewis.....	2023
3	Gary Gaetti.....	1987
	Kent Hrbek.....	1987, 91
	Torii Hunter.....	2002, 03, 04, 06
	Harmon Killebrew.....	1965, 69, 70
	Tony Oliva.....	1965, 69, 70

WALKS

14	Harmon Killebrew.....	1965, 69, 70
11	Kent Hrbek.....	1987, 91
9	Dan Gladden.....	1987, 91
8	Tom Brunansky.....	1987
	Kirby Puckett.....	1987, 91
	Max Kepler.....	2017, 19, 20, 23
	Jorge Polanco.....	2017, 19, 20, 23

GAMES

24	Greg Gagne.....	1987, 91
	Dan Gladden.....	1987, 91
	Kent Hrbek.....	1987, 91
	Kirby Puckett.....	1987, 91
22	Michael Cuddyer.....	2002, 03, 04, 06, 09, 10

RUNS

17	Dan Gladden.....	1987, 91
16	Kirby Puckett.....	1987, 91
15	Torii Hunter.....	2002, 03, 04, 06
12	Greg Gagne.....	1987, 91
10	Tom Brunansky.....	1987
	Kent Hrbek.....	1987, 91

DOUBLES

8	Torii Hunter.....	2002, 03, 04, 06
6	Dan Gladden.....	1987, 91
5	Greg Gagne.....	1987, 91
	Jacque Jones.....	2002, 03, 04
	Tony Oliva.....	1965, 69, 70

RUNS BATTED IN

16	Kirby Puckett.....	1987, 91
15	Dan Gladden.....	1987, 91
12	Kent Hrbek.....	1987, 91
11	Tom Brunansky.....	1987
10	Greg Gagne.....	1987, 91

STRIKEOUTS

23	Jacque Jones.....	2002, 03, 04
22	Greg Gagne.....	1987, 91
21	Corey Koskie.....	2002, 03, 04
18	Michael Cuddyer.....	2002, 03, 04, 06, 09, 10
17	Kirby Puckett.....	1987, 91

PITCHING

WINS

4	Jack Morris.....	1991
3	Bert Blyleven.....	1970, 87
	Frank Viola.....	1987
2	Mudcat Grant.....	1965
	Brad Radke.....	2002, 03, 04, 06
	Pablo López.....	2023

LOSSES

3	Jim Kaat.....	1965, 69, 70
	Brad Radke.....	2002, 03, 04, 06
	Johan Santana.....	2002, 03, 04, 06
2	Brian Duensing.....	2009, 10
	Kyle Lohse.....	2002, 03, 04
	Carl Pavano.....	2009, 10
	Rick Reed.....	2002, 03
	Kevin Tapani.....	1991

INNINGS PITCHED

36.1	Jack Morris.....	1991
35.0	Brad Radke.....	2002, 03, 04, 06
34.0	Johan Santana.....	2002, 03, 04, 06
31.1	Frank Viola.....	1987
28.1	Bert Blyleven.....	1970, 87

WALKS

10	Jack Morris.....	1991
	Johan Santana.....	2002, 03, 04, 06
9	Dave Boswell.....	1965, 69
	Scott Erickson.....	1991
8	Brad Radke.....	2002, 03, 04, 06
	Frank Viola.....	1987
	David West.....	1991

GAMES STARTED

6	Brad Radke.....	2002, 03, 04, 06
5	Jack Morris.....	1991
	Johan Santana.....	2002, 03, 04, 06
	Frank Viola.....	1987
4	Bert Blyleven.....	1970, 87
	Jim Kaat.....	1965, 69, 70
	Kevin Tapani.....	1991

ERA (min. 10.0 innings)

0.71	Pablo López.....	2023
1.35	Dave Boswell.....	1965, 69
1.65	Eric Milton.....	2002, 03
2.23	Jack Morris.....	1991
2.70	Jeff Reardon.....	1987

SAVES

5	Rick Aguilera.....	1991
3	Eddie Guardado.....	2002, 03
	Jeff Reardon.....	1987
2	Johan Duran.....	2023
1	Juan Berenguer.....	1987
	Joe Nathan.....	2004, 06, 09

STRIKEOUTS

32	Johan Santana.....	2002, 03, 04, 06
25	Frank Viola.....	1987
23	Bert Blyleven.....	1970, 87
22	Jack Morris.....	1991
17	Brad Radke.....	2002, 03, 04, 06

SENATORS POSTSEASON INFO



1924 WORLD SERIES

Washington Senators vs. New York Giants

GIANTS:	AVG	G	AB	R	H	2B	3B	HR	RBI	BB	SO	SB
Virgil Barnes, p	.000	2	4	0	0	0	0	0	0	1	2	0
Jack Bentley, ph	.286	5	7	1	2	0	0	1	2	1	1	0
Frankie Frisch, 2b-3b	.333	7	30	1	10	4	1	0	0	4	1	1
Hank Gowdy, c	.259	7	27	4	7	0	0	0	2	2	2	0
Heinie Groh, ph	1.000	1	1	0	1	0	0	0	0	0	0	0
Travis Jackson, ss	.074	7	27	3	2	0	0	0	1	1	4	1
George Kelly, cf-2b-1b	.290	7	31	7	9	1	0	1	4	1	8	0
Freddie Lindstrom, 3b	.333	7	30	1	10	2	0	0	4	3	6	0
Hugh McQuillan, p	1.000	3	1	0	1	0	0	0	1	1	0	0
Irish Meusel, lf-ph-rf	.154	4	13	0	2	0	0	0	1	2	0	0
Art Nehf, p	.429	3	7	1	3	0	0	0	0	0	0	0
Rosy Ryan, p	.500	2	2	1	1	0	0	1	1	0	0	0
Frank Snyder, ph	.000	1	1	0	0	0	0	0	0	0	0	0
Billy Southworth, ph-cf-pr	.000	5	1	1	0	0	0	0	0	0	0	0
Bill Terry, 1b-ph	.429	5	14	3	6	0	1	1	3	1	1	0
Hack Wilson, lf-cf	.233	7	30	1	7	1	0	0	3	1	9	0
Ross Youngs, rf-lf	.185	7	27	3	5	1	0	0	1	5	6	1
Totals	.261	7	253	27	66	9	2	4	21	25	40	3

Pitchers:	W	L	ERA	G	GS	CG	SHO	SV	IP	H	R	ER	BB	SO
Harry Baldwin	0	0	0.00	1	0	0	0	0	2.0	1	0	0	0	1
Virgil Barnes	0	1	5.68	2	2	0	0	0	12.2	15	8	8	1	9
Jack Bentley	1	2	3.18	3	2	1	0	0	17.0	18	7	6	8	10
Wayland Dean	0	0	4.50	1	0	0	0	0	2.0	3	2	1	0	2
Claude Jonnard	0	0	INF	1	0	0	0	0	0.0	0	0	0	1	0
Hugh McQuillan	1	0	2.57	3	1	0	0	1	7.0	2	2	2	6	2
Art Nehf	1	1	1.83	3	2	1	0	0	19.2	15	5	4	9	7
Rosy Ryan	0	0	3.18	2	0	0	0	0	5.2	7	2	2	4	3
Mule Watson	0	0	0.00	1	0	0	0	1	0.2	0	0	0	0	0
Totals	3	4	3.11	7	7	2	0	2	66.2	61	26	23	29	34

SENATORS:	AVG	G	AB	R	H	2B	3B	HR	RBI	BB	SO	SB
Ossie Bluege, 3b-ss	.192	7	26	2	5	0	0	0	2	3	4	1
Goose Goslin, lf	.344	7	32	4	11	1	0	3	7	0	7	0
Bucky Harris, 2b	.333	7	33	5	11	0	0	2	7	1	4	0
Walter Johnson, p	.111	3	9	0	1	0	0	0	0	0	4	0
Joe Judge, 1b	.385	7	26	4	10	1	0	0	0	5	2	0
Nemo Leibold, cf-ph	.167	3	6	1	1	1	0	0	0	1	0	0
Firpo Marberry, p	.000	4	2	0	0	0	0	0	0	0	0	0
Earl McNeely, cf-ph	.222	7	27	4	6	3	0	0	1	4	4	1
Ralph Miller, 3b	.182	4	11	0	2	0	0	0	2	1	0	0
George Mogridge, p	.000	2	5	0	0	0	0	0	0	0	5	0
Roger Peckinpaugh, ss	.417	4	12	1	5	2	0	0	2	1	0	1
Sam Rice, rf	.207	7	29	2	6	0	0	0	1	3	2	2
Muddy Ruel, c	.095	7	21	2	2	1	0	0	0	6	1	0
Mule Shirley, ph	.500	3	2	1	1	0	0	0	1	0	0	0
Bennie Tate, ph	.000	3	0	0	0	0	0	0	1	3	0	0
Tommy Taylor, pr-3b	.000	3	2	0	0	0	0	0	0	0	2	0
Tom Zachary, p	.000	2	5	0	0	0	0	0	0	1	3	0
Totals	.246	7	248	25	61	9	0	5	24	29	34	5

Pitchers:	W	L	ERA	G	GS	CG	SHO	SV	IP	H	R	ER	BB	SO
Walter Johnson	1	2	2.25	3	2	2	0	0	24.0	30	10	6	11	20
Firpo Marberry	0	1	1.13	4	1	0	0	2	8.0	9	5	1	4	10
Joe Martina	0	0	0.00	1	0	0	0	0	1.0	0	0	0	0	1
George Mogridge	1	0	2.25	2	1	0	0	0	12.0	7	5	3	6	5
Curly Ogden	0	0	0.00	1	1	0	0	0	0.1	0	0	0	1	1
Allen Russell	0	0	3.00	1	0	0	0	0	3.0	4	2	1	0	0
Byron Speece	0	0	9.00	1	0	0	0	0	1.0	3	1	1	0	0
Tom Zachary	2	0	2.04	2	2	1	0	0	17.2	13	4	4	3	3
Totals	4	3	2.15	7	7	3	0	2	67.0	66	27	16	25	40



1924 WORLD SERIES CONTINUED

GAME 1 Saturday, October 4 at Washington

New York	0	1	0	1	0	0	0	0	0	2	4	14	1
Washington	0	0	0	0	1	0	0	1	0	0	1	3	10
WP — Nehf. LP — Johnson.													
Nehf and Gowdy.													
Johnson and Ruel.													
HR — Kelly, Terry. T — 3:07. A — 35,760.													

GAME 2 Sunday, October 5 at Washington

New York	0	0	0	0	0	0	1	0	2	—	3	6	0
Washington	2	0	0	0	1	0	0	0	1	—	4	6	1
WP — Zachary. LP — Bentley. Save — Marberry.													
Bentley and Gowdy.													
Zachary, Marberry (9) and Ruel.													
HR — Harris, Goslin. T — 1:58. A — 35,922.													

GAME 3 Monday, October 6 at New York

Washington	0	0	0	2	0	0	1	1	—	4	9	2
New York	0	2	1	0	1	0	1	x	—	6	12	0
WP — McQuillan. LP — Marberry. Save — Watson.												
Marberry, Russell (4), Martina (7), Speece (8) and Ruel.												
McQuillan, Ryan (4), Jonnard (9), Watson (9) and Gowdy.												
HR — Ryan. T — 2:25. A — 47,608.												

GAME 4 Tuesday, October 7 at New York

Washington	0	0	3	0	2	0	0	2	0	—	7	13	3
New York	1	0	0	0	0	1	0	1	1	—	4	6	1
WP — Mogridge. LP — Barnes. Save — Marberry.													
Mogridge, Marberry (8) and Ruel.													
Barnes, Baldwin (6), Dean (8) and Gowdy.													
HR — Goslin. T — 2:10. A — 49,243.													

GAME 5 Wednesday, October 8 at New York

Washington	0	0	0	1	0	0	0	1	0	—	2	9	1
New York	0	0	1	0	2	0	0	3	x	—	6	13	0
WP — Bentley. LP — Johnson. Save — McQuillan.													
Johnson and Ruel.													
Bentley, McQuillan (8) and Gowdy.													
HR — Goslin, Bentley. T — 2:30. A — 49,271.													

GAME 6 Thursday, October 9 at Washington

New York	1	0	0	0	0	0	0	0	0	—	1	7	1
Washington	0	0	0	2	0	0	0	x	—	2	4	0	0
WP — Zachary. LP — Nehf.													
Nehf, Ryan (8) and Gowdy.													
Zachary and Ruel.													
T — 1:57. A — 34,254.													

GAME 7 Friday, October 10 at Washington

New York	0	0	0	0	3	0	0	0	0	0	—	3	8	3	
Washington	0	0	0	1	0	2	0	0	0	0	1	—	4	10	4
WP — Johnson. LP — Bentley.															
Barnes, Nehf (8), McQuillan (9), Bentley (11) and Gowdy.															
Ogden, Mogridge (1), Marberry (6), Johnson (9) and Ruel.															
HR — Harris. T — 3:00. A — 31,667.															



1925 WORLD SERIES

Washington Senators vs. Pittsburgh Pirates

PIRATES:	AVG	G	AB	R	H	2B	3B	HR	RBI	BB	SO	SB		
Vic Aldridge, p	.000	3	7	0	0	0	0	0	0	0	0	0		
Clyde Barnhart, lf	.250	7	28	1	7	1	0	0	5	3	5	1		
Carson Bigbee, pr-ph-1f	.333	4	3	1	1	1	0	0	1	0	0	1		
Max Carey, cf	.458	7	24	6	11	4	0	0	2	2	3	3		
Kiki Cuyler, rf	.269	7	26	3	7	3	0	1	6	1	4	0		
Johnny Gooch, c	.000	3	3	0	0	0	0	0	0	0	4	0		
George Grantham, 1b/ph	.133	5	15	0	2	0	0	0	0	0	3	1		
Ray Kremer, p	.143	3	7	0	1	0	0	0	1	0	5	0		
Stuffy McInnis, ph-1b	.286	4	14	0	4	0	0	0	1	0	2	0		
Lee Meadows, p	.000	1	1	0	0	0	0	0	0	1	1	0		
Eddie Moore, 2b	.231	7	26	7	6	1	0	1	2	5	2	0		
Johnny Morrison, p	.500	3	2	1	1	0	0	0	0	0	0	0		
Earl Smith, c	.350	6	20	0	7	1	0	0	0	1	2	0		
Pie Traynor, 3b	.346	7	26	2	9	0	2	1	4	3	1	1		
Glenn Wright, ss	.185	7	27	3	5	1	0	1	3	1	4	0		
Emil Yde, p-pr	.000	2	1	1	0	0	0	0	0	0	0	0		
Team Totals	.265	7	230	25	61	12	2	4	25	17	32	7		
Pitchers:	W	L	ERA	G	GS	CG	SHO	SV	IP	H	R	ER	BB	SO
Babe Adams	0	0	0.00	1	0	0	0	0	1.0	2	0	0	0	0
Vic Aldridge	2	0	4.42	3	3	2	0	0	18.1	18	9	9	9	9
Ray Kremer	2	1	3.00	3	2	2	0	0	21.0	17	7	7	4	9
Lee Meadows	0	1	3.38	1	1	0	0	0	8.0	6	3	3	0	4
Johnny Morrison	0	0	2.89	3	0	0	0	0	9.1	11	3	3	1	7
Red Oldham	0	0	0.00	1	0	0	0	1	1.0	0	0	0	0	2
Emil Yde	0	1	11.57	1	1	0	0	0	2.1	5	4	3	3	1
Team Totals	4	3	3.69	7	7	4	0	1	61	59	26	25	17	32
SENATORS:	AVG	G	AB	R	H	2B	3B	HR	RBI	BB	SO	SB		
Spencer Adams, pr-2b	.000	2	1	0	0	0	0	0	0	0	0	0		
Ossie Bluege, 3b	.278	5	18	2	5	1	0	0	2	0	4	0		
Stan Coveleski, p	.000	2	3	0	0	0	0	0	0	1	2	0		
Alex Ferguson, p	.000	2	4	0	0	0	0	0	0	0	3	0		
Goose Goslin, lf	.308	7	26	6	8	1	0	3	6	3	3	0		
Bucky Harris, 2b	.087	7	23	2	2	0	0	0	0	1	3	0		
Joe Harris, rf	.440	7	25	5	11	2	0	3	6	3	4	0		
Walter Johnson, p	.091	3	11	0	1	0	0	0	0	0	3	0		
Joe Judge, 1b	.174	7	23	2	4	1	0	1	3	3	2	0		
Nemo Leibold, ph	.500	3	2	1	1	1	0	0	0	1	0	0		
Firpo Marberry, p	.000	2	0	0	0	0	0	0	0	0	0	0		
Earl McNeely, cf-pr	.000	4	0	2	0	0	0	0	0	0	0	1		
Buddy Myer, pr-3b	.250	3	8	0	2	0	0	0	0	1	2	0		
Roger Peckinpaugh, ss	.250	7	24	1	6	1	0	1	3	1	2	1		
Sam Rice, cf-rf	.364	7	33	5	12	0	0	0	3	0	1	0		

1925 WORLD SERIES CONTINUED

1925 World Series stats, continued...

Muddy Ruel, c	.316	.7	19	0	6	1	0	0	1	3	2	0
Dutch Ruether, ph	.000	1	1	0	0	0	0	0	0	0	1	0
Hank Severeid, c	.333	1	3	0	1	0	0	0	0	0	0	0
Bobby Veach, ph	.000	2	1	0	0	0	0	0	1	0	0	0
Totals	.262	7	225	26	59	8	0	8	25	17	32	2

Pitchers:	W	L	ERA	G	GS	CG	SHO	SV	IP	H	R	ER	BB	SO
Win Ballou	0	0	0.00	2	0	0	0	0	1.2	0	0	0	1	1
Stan Coveleski	0	2	3.77	2	2	1	0	0	14.1	16	7	6	5	3
Alex Ferguson	1	1	3.21	2	2	0	0	0	14.0	13	6	5	6	11
Walter Johnson	2	1	2.08	3	3	3	1	0	26.0	26	10	6	4	15
Firpo Marberry	0	0	0.00	2	0	0	0	1	2.1	3	0	0	0	2
Tom Zachary	0	0	10.80	1	0	0	0	0	1.2	3	2	2	1	0
Totals	3	4	2.85	7	7	4	1	1	60	61	25	19	17	32

GAME 1 Wednesday, October 7 at Pittsburgh

Washington	0	1	0	0	2	0	0	1	—	4	8	1
Pittsburgh	0	0	0	0	1	0	0	0	—	1	5	0

WP — Johnson. LP — Meadows.

Johnson and Ruel.

Meadows, Morrison (9) and Smith/Gooch.

HR — Harris, Traynor. T — 1:57. A — 41,723.

GAME 2 Thursday, October 8 at Pittsburgh

Washington	0	1	0	0	0	0	0	1	—	2	8	2
Pittsburgh	0	0	0	1	0	0	0	2	x	3	7	0

WP — Aldridge. LP — Coveleski.

Coveleski and Ruel.

Aldridge and Smith.

HR — Judge, Cuyler, Wright. T — 2:04. A — 43,364.

GAME 3 Saturday, October 10 at Washington

Washington	0	1	0	1	0	1	0	0	—	3	8	2
Pittsburgh	0	0	1	0	0	1	2	0	x	4	10	1

WP — Ferguson. LP — Kremer. Save — Marberry.

Kremer and Smith.

Ferguson, Marberry (8) and Ruel.

HR — Goslin. T — 2:10. A — 36,495.

GAME 4 Sunday, October 11 at Washington

Pittsburgh	0	0	0	0	0	0	0	0	—	0	6	1
Washington	0	0	4	0	0	0	0	0	x	4	12	0

WP — Johnson. LP — Yde.

Yde, Morrison (3), Adams (8) and Gooch.

Johnson and Ruel.

HR — Harris, Goslin. T — 2:00. A — 38,701.

GAME 5 Monday, October 12 at Washington

Pittsburgh	0	0	2	0	0	0	2	1	1	—	6	13	0
Washington	1	0	0	1	0	0	1	0	0	—	3	8	1

WP — Aldridge. LP — Coveleski.

Aldridge and Smith.

Coveleski, Ballou (7), Zachary (8), Marberry (9) and Ruel.

HR — Harris. T — 2:26. A — 35,899.

GAME 6 Tuesday, October 13 at Pittsburgh

Washington	1	1	0	0	0	0	0	0	—	2	6	2
Pittsburgh	0	0	2	0	1	0	0	0	x	3	7	1

WP — Kremer. LP — Ferguson.

Ferguson, Ballou (8) and Severeid/Ruel.

Kremer and Smith.

HR — Goslin, Moore. T — 1:57. A — 43,810.

GAME 7 Thursday, October 15 at Pittsburgh

Washington	4	0	0	2	0	0	0	1	0	—	7	7	2
Pittsburgh	0	0	0	3	0	1	2	3	0	—	9	15	3

WP — Kremer. LP — Johnson. Save — Oldham.

Johnson and Ruel.

Aldridge, Morrison (1), Kremer (5), Oldham (9) and Smith/Gooch.

HR — Peckinpaugh. T — 2:31. A — 42,856.



1933 WORLD SERIES

Washington Senators vs. New York Giants

GIANTS:	AVG	G	AB	R	H	2B	3B	HR	RBI	BB	SO	SB
Hughie Critz, 2b	.136	5	22	2	3	0	0	0	0	1	0	0
Kiddo Davis, cf	.368	5	19	1	7	1	0	0	0	0	3	0
Freddie Fitzsimmons, p	.500	1	2	0	1	0	0	0	0	0	0	0
Carl Hubbell, p	.286	2	7	0	2	0	0	0	0	0	0	0
Travis Jackson, 3b	.222	5	18	3	4	1	0	0	2	1	3	0
Dolf Luque, p	1.000	1	1	0	1	0	0	0	0	0	0	0
Gus Mancuso, c	.118	5	17	2	2	1	0	0	2	3	0	0
Jo-Jo Moore, lf	.227	5	22	1	5	1	0	0	1	1	3	0
Lefty O'Doul, ph	1.000	1	1	1	1	0	0	0	2	0	0	0
Mel Ott, rf	.389	5	18	3	7	0	0	2	4	4	4	0
Homer Peel, cf-ph	.500	2	2	0	1	0	0	0	0	0	0	0
Blondy Ryan, ss	.278	5	18	0	5	0	0	0	1	1	5	0
Hal Schumacher, p	.286	2	7	0	2	0	0	0	3	0	3	0
Bill Terry, 1b	.273	5	22	3	6	1	0	1	1	0	0	0
Team Totals	.267	5	176	16	47	5	0	3	16	11	21	0

Pitchers:	W	L	ERA	G	GS	CG	SHO	SV	IP	H	R	ER	BB	SO
Hi Bell	0	0	0.00	1	0	0	0	0	1.0	0	0	0	0	0
Freddie Fitzsimmons	0	1	5.14	1	1	0	0	0	7.0	9	4	4	0	2
Carl Hubbell	2	0	0.00	2	2	2	0	0	20.0	13	3	0	6	15
Dolf Luque	1	0	0.00	1	0	0	0	0	4.1	2	0	0	2	5
Hal Schumacher	1	0	2.45	2	2	1	0	0	14.2	13	4	4	5	3
Team Totals	4	1	1.53	5	5	3	0	0	47.0	37	11	8	13	25

1933 WORLD SERIES CONTINUED

SENATORS:	AVG	G	AB	R	H	2B	3B	HR	RBI	BB	SO	SB
Ossie Bluege, 3b	.125	5	16	1	2	1	0	0	0	1	6	0
Joe Cronin, ss	.318	5	22	1	7	0	0	0	2	0	2	0
General Crowder, p	.250	2	4	0	1	0	0	0	0	0	0	0
Goose Goslin, rf-lf	.250	5	20	2	5	1	0	1	1	1	3	0
Dave Harris, ph-rf	.000	3	2	0	0	0	0	0	0	2	0	0
John Kerr, pr		1	0	0	0	0	0	0	0	0	0	0
Joe Kuhel, 1b	.150	5	20	1	3	0	0	0	1	1	4	0
Heinie Manush, lf	.111	5	18	2	3	0	0	0	0	2	1	0
Buddy Myer, 2b	.300	5	20	2	6	1	0	0	2	2	3	0
Sam Rice, ph	1.000	1	1	0	1	0	0	0	0	0	0	0
Jack Russell, p	.000	3	2	0	0	0	0	0	0	1	2	0
Fred Schulte, cf	.333	5	21	1	7	1	0	1	4	1	1	0
Luke Sewell, c	.176	5	17	1	3	0	0	0	1	2	0	1
Lefty Stewart, p	.000	1	1	0	0	0	0	0	0	0	1	0
Montie Weaver, p	.000	1	4	0	0	0	0	0	0	0	2	0
Earl Whitehill, p	.000	1	3	0	0	0	0	0	0	0	0	0
Team Totals	.214	5	173	11	37	4	0	2	11	13	25	1

Pitchers:	W	L	ERA	G	GS	CG	SHO	SV	IP	H	R	ER	BB	SO
General Crowder	0	1	7.36	2	2	0	0	0	11.0	16	9	9	5	7
Alex McColl	0	0	0.00	1	0	0	0	0	2.0	0	0	0	0	0
Jack Russell	0	1	0.87	3	0	0	0	0	10.1	8	1	1	0	7
Lefty Stewart	0	1	9.00	1	1	0	0	0	2.0	6	4	2	0	0
Tommy Thomas	0	0	0.00	2	0	0	0	0	1.1	1	0	0	0	2
Montie Weaver	0	1	1.74	1	1	0	0	0	10.1	11	2	2	4	3
Earl Whitehill	1	0	0.00	1	1	1	1	0	9.0	5	0	0	2	2
Team Totals	1	4	2.74	5	5	1	1	0	46.0	47	16	14	11	21

GAME 1 Tuesday, October 3 at New York

Washington	0	0	0	1	0	0	0	0	1	—	2	5	3
New York	2	0	2	0	0	0	0	0	x	—	4	10	2

WP — Hubbell. LP — Stewart.
Stewart, Russell (3), Thomas (8) and Sewell.
Hubbell and Mancuso.
HR — Ott. T — 2:07. A — 46,672.

GAME 2 Wednesday, October 4 at New York

Washington	0	0	1	0	0	0	0	0	—	1	5	0
New York	0	0	0	0	6	0	0	x	—	6	10	0

WP — Schumacher. LP — Crowder.
Crowder, Thomas (6), McColl (7) and Sewell.
Schumacher and Mancuso.
HR — Goslin. T — 2:09. A — 35,461.

GAME 3 Thursday, October 5 at Washington

New York	0	0	0	0	0	0	0	0	—	0	5	0
Washington	2	1	0	0	0	1	0	x	—	4	9	1

WP — Whitehill. LP — Fitzsimmons.
Fitzsimmons, Bell (8) and Mancuso.
Whitehill and Sewell.
T — 1:55. A — 25,727.

GAME 4 Friday, October 6 at Washington

New York	0	0	0	1	0	0	0	0	—	2	11	1
Washington	0	0	0	0	0	0	0	0	—	1	8	0

WP — Hubbell. LP — Weaver.
Hubbell and Mancuso.
Weaver, Russell (11) and Sewell.
HR — Terry. T — 2:59. A — 26,762.

GAME 5 Saturday, October 7 at Washington

New York	0	2	0	0	0	1	0	0	0	1	—	4	11	1
Minnesota	0	0	0	0	0	3	0	0	0	0	—	3	10	0

WP — Luque. LP — Russell.
Schumacher, Luque (6) and Mancuso.
Crowder, Russell (6) and Sewell.
HR — Ott, Schulte. T — 2:38. A — 28,454.



* Available in-market only.

HEAR EVERY *Twins* PITCH

Listen on NewsTalk 830 WCCO, 102.9 The Wolf,
and on-the-go with the free Audacy app.



MINOR LEAGUES



MINOR LEAGUE INFORMATION

MINNESOTA TWINS – MINOR LEAGUE DEPT.

Target Field
1 Twins Way
Minneapolis, MN 55403
P: (612) 659-3811 F: (612) 659-4026



MINNESOTA TWINS – SPRING TRAINING

Lee Health Sports Complex
14110 Six Mile Cypress Parkway
Fort Myers, FL 33912
P: (239) 479-6400

MINNESOTA TWINS PLAYER DEVELOPMENT STAFF

Executive Vice President, General Manager.....	Jeremy Zoll
Assistant General Manager.....	Alex Hassan
Director, Player Development.....	Drew MacPhail
Director, Minor League & High Performance Operations.....	Brian Maloney
Director, Minor League Pitching Development.....	Tommy Bergians
Director, Player Education.....	Amanda Daley
Assistant Director, Player Development.....	Frankie Padulo
Director, Applied Analytics.....	Josh Ruffin
Coordinator, Player Development.....	Chad Raines
Analyst, Baseball Research.....	Nihar Maskara
Assistant Director, Florida & Dominican Republic Operations.....	Victor Gonzalez
Senior Manager, Minor League Operations.....	Jason Davila
Assistant Manager, Florida Operations.....	Cole Satterfield
Coordinator, Minor League Operations.....	Lisa Maria Tolentino
Performance Dietician.....	Lilly Araujo
Latin American Nutrition Coordinator.....	Isabella Burrola
Manager, Sports Science.....	Colin Robertson
Biomechanists, Sports Science.....	Chris Curran, JJ Lamb
Analyst, Sports Science.....	Chris Bailey
Manager, Baseball Technology.....	Tyler Schmitz
Coordinator, Baseball Technology - Amateur Scouting.....	Kevin Marable
Director, Strength and Conditioning.....	Ian Kadish
Director, Minor League Medical Services.....	Bryan Housand
Minor League Medical Administration Coordinator.....	Chad Jackson
Latin American Medical Coordinator.....	Axel Lopez
Minor League Strength and Conditioning Coordinator.....	David Rak
Minor League Equipment Manager.....	Matt Cheesman
Assistant Minor League Clubhouse Manager.....	Jimmy Couto

MINOR LEAGUE INSTRUCTORS

Minor League Field Coordinator.....	Kevin Morgan
Coordinator of Instruction.....	Edgar Varela
Assistant, Player Development.....	Ehire Adrianza
Pitching Coordinator.....	Nat Ballenberg
Assistant Pitching Coordinator.....	Bobby Hearn
Hitting Coordinator.....	Bryce Berg
Assistant Hitting Coordinator.....	Ryan Smith
Catching Coordinator.....	Tucker Frawley
Outfield Coordinator.....	Mike Quade

TWINS 2024 ORGANIZATIONAL STANDINGS

TEAM	LEAGUE	LEVEL	WON-LOST	STANDINGS	GB/GA
St. Paul	International	Triple-A	70-79 (West Division)	Seventh	-19.5
Wichita	Texas	Double-A	58-80 (North Division)	Fifth	-22.5
Cedar Rapids	Midwest	High-A	67-63 (West Division)	Third	-9.5
Fort Myers	Florida State	Low-A	66-59 (West Division)	Third	-11.5
FCL Twins	Florida Complex	Rookie	28-31 (South Division)	Fourth	-8.0
DSL Twins	Dominican Summer	Rookie	30-25 (South Division)	Fourth	-8.5

2025 BASEBALL AMERICA FARM SYSTEM RANKS

RANK	ORGANIZATION
1.	Boston Red Sox
2.	Detroit Tigers
3.	Los Angeles Dodgers
4.	Chicago White Sox
5.	Seattle Mariners
6.	Tampa Bay Rays
7.	Cleveland Guardians
8.	Minnesota Twins

2024 MINOR LEAGUE RECAP



TRIPLE-A ST. PAUL (70-79, International League West Division) — The Saints posted a .470 winning percentage, their worst in four seasons of affiliated baseball, and missed the Postseason for the third-straight year. They ranked 10th out of 20 International League teams in runs scored (771), seventh in doubles (267), second in triples (31), third in walks (673), sixth in stolen bases (169), eighth in on-base percentage (.348) and eighth in OPS (.772). St. Paul's pitching staff posted the IL's sixth-highest ERA (5.08) and second-highest strikeout-to-walk ratio (2.57) while allowing the highest opponent batting average (.272), third-highest slugging percentage (.440) and eighth-most home runs (175). Outfielder DaShawn Keirsej Jr. set a Saints franchise record with 133 hits while also leading the team in triples (7), stolen bases (36), RBI (81) and runs scored (71); his 133 hits tied for fifth most in the league. Infielder Junior Severino tied for the team lead in games played (128), leading the club in home runs (21) and total bases (212). Right-hander Caleb Boushley led the Saints in starts (26) and innings (134.1), while fellow right-hander Randy Dobnak led in wins (12) and strikeouts (134); his 134 strikeouts ranked sixth in the IL. Right-handers Simeon Woods Richardson (3 starts, 13.1 IP), David Festa (15, 60.1) and Twins minor league Pitcher of the Year Zebby Matthews (4, 19.0) all pitched for St. Paul before becoming joining the Twins rotation. Keirsej Jr., Festa, Brooks Lee, Jair Camargo and Michael Helman also made their major league debuts after beginning their seasons with St. Paul.



DOUBLE-A WICHITA (58-80, Texas League North Division) — The Wind Surge posted a second-straight losing season and the first last-place finish in team history (2021-present). They ranked seventh out of 10 Texas League teams in runs scored (623), and were second in doubles (240), fourth in home runs (123), first in walks (562) and ninth in stolen bases (129). Wichita's pitching staff posted the fifth-lowest ERA (4.12) and third-fewest strikeouts (1,176) in the league while allowing the second-fewest home runs (99). Outfielder Carson McCusker, despite being promoted to Triple-A on August 24, led the Wind Surge in doubles (26), home runs (15) and total bases (181); his .846 OPS led all qualified Texas League hitters. Outfielder Emmanuel Rodriguez, Minnesota's No. 2 prospect (No. 42 in baseball), played 37 games with Wichita and hit .298/.479/.621 with 12 doubles, eight home runs, 20 RBI and nine stolen bases. Second baseman, No. 3 prospect and Twins minor league Player of the Year Luke Keaschall played 58 games after his May 27 promotion and hit .281/.393/.439 with 18 extra-base hits and 27 RBI. Right-handed pitcher Travis Adams made 22 appearances (19 starts) and led the Wind Surge in innings (108.0) and strikeouts (109). Right-handed pitcher Andrew Morris, the organization's No. 6 prospect and a four-time Twins minor league Pitcher of the Week in 2024 (3 with Wichita), went 6-3 with a 1.90 ERA (61.2 IP, 13 ER), 14 walks and 63 strikeouts before his August 13 promotion to Triple-A. McCusker, Morris and Zebby Matthews were all named Texas League Postseason All-Stars.



HIGH-A CEDAR RAPIDS (67-63, Midwest League West Division) — The reigning Midwest League Champions posted their 11th-straight winning season, yet finished third in the division and missed the Postseason for the first time since 2012. The Kernels enjoyed a 20-7 month of May and a 17-7 run from June 9 to July 6. They ranked first out of 12 Midwest League teams in total bases (1,612), first in doubles (216), second in home runs (110), second in OPS (.710) and fifth in batting average (.239). Cedar Rapids' pitching staff posted the league's fifth-highest ERA (4.14) and third-fewest strikeouts (1,138), yet the highest strikeout-to-walk ratio (2.85). Twins minor league Player of the Year Luke Keaschall played 44 games with the Kernels and hit .335/.457/.544 with 12 doubles, seven home runs, 21 RBI, 14 stolen bases and more walks (30) than strikeouts (29). Infielder and No. 24 prospect Rubel Cespedes led the Kernels in games played (110), hits (118) and RBI (72) while hitting .282/.346/.431; he ranked fifth in the Midwest League in hits and fourth in RBI. Outfielder Walker Jenkins, baseball's No. 10 prospect, hit .290/.382/.481 with 17 extra-base hits and eight stolen bases in 34 games with the Kernels. Infielder and 2024 first-round pick Kaelen Culpepper played 17 games with Cedar Rapids to finish the season. Before being promoted to Wichita on May 21, Opening Day starter Andrew Morris went 3-1 with a 2.15 ERA (37.2 IP, 9 ER), seven walks and 43 strikeouts. Zebby Matthews began the season with Cedar Rapids, issuing zero walks in four starts before three promotions brought him to the big leagues by August.



LOW-A FORT MYERS (66-59, Florida State League West Division) — The Mighty Mussels put together their 11th-straight winning campaign and finished third in the Florida State League's West Division. Fort Myers ranked fourth out of 10 FSL teams in batting average (.235), third in runs scored (632), third in doubles (201), fifth in home runs (84), fourth in stolen bases (195), second in slugging (.363) and third in OPS (.700), while recording the third-fewest strikeouts (1,173). The Mussels' pitching staff recorded the fifth-lowest ERA (4.13), fourth-lowest WHIP (1.34) and third-highest strikeout-to-walk ratio (2.49). In his second professional season, Twins No. 17 prospect and 2023 third-round pick Brandon Winokur led the team with 90 hits, 14 home runs, 157 total bases, 54 RBI and 60 runs scored while spending time at shortstop (61 games), centerfield (20), third base (10) and rightfield (2). Winokur ranked fifth in the FSL in slugging (.434), ninth in hits and tied for seventh in home runs (min. 300 PA). 2024 first-round draft pick Kaelen Culpepper hit .297/.366/.541 with three doubles, two home runs and nine RBI in nine games for the Mussels before his August 19 promotion to Cedar Rapids. Right-handed pitcher Charlee Soto, Minnesota's No. 8 prospect and just 19 years old, threw 74.0 innings and led the team in starts (20) and strikeouts (87).

FCL TWINS (28-31, Rookie, Florida Complex League) — The Florida Complex League Twins posted a fourth-straight losing season, yet finished with their best winning percentage (.475) since 2019 (.588). Offensively, they ranked fifth out of 15 FCL teams in on-base percentage (.365), sixth in slugging (.364) and seventh in OPS (.729), and tied for 10th in home runs (23). Their pitching staff posted the 11th-lowest ERA (4.80) in the league and sixth-highest strikeout-to-walk ratio (2.06) while allowing 19 home runs, tied for the fewest in the league. Complex League All-Star outfielder and Twins No. 15 prospect Yasser Mercedes tied for the team lead with 51 games played and hit .331/.421/.568 with six home runs, 34 runs scored and 18 stolen bases, all of which led the team.

*All prospect rankings from MLB.com

TWINS MINOR LEAGUE STADIUMS PLAYING DIMENSIONS & ATTENDANCE FIGURES

CITY	NAME	SURFACE	DIMENSIONS			2024 ATTENDANCE	
			LF	CF	RF	DATES	AVERAGE
St. Paul*	CHS Field	Natural	330'	402'	320'	457,012	71
Wichita	Equity Bank Park	Natural	340'	400'	325'	301,886	69
Cedar Rapids	Veterans Memorial Stadium	Natural	315'	400'	325'	150,102	63
Fort Myers	Lee Health Sports Complex**	Natural	330'	405'	330'	83,409	56
Fort Myers (FCL Twins)	Lee Health Sports Complex***	Natural	330'	405'	330'		1,489

*St. Paul's home attendance total ranked 14th among all minor league teams

**William H. Hammond Stadium

***Bill Smith Field

TWINS MINOR LEAGUE COORDINATORS

KEVIN MORGAN

MINOR LEAGUE FIELD COORDINATOR



Born December 3, 1969 in Lafayette, LA...wife, Heidi...daughters, Alyssa and Kallee, and son, Kamden...2025 marks his sixth season in the Twins organization and 34th overall in professional baseball...five of those six seasons have been as minor league field coordinator, around a season as major league field coordinator (2021)...prior to joining the Twins, spent 25 seasons in the Mets system; was New York's instruction and infield coordinator for 10 seasons (2006-15), while also serving as the club's director of minor league operations (2001-05), assistant to the director of minor league operations (1998-2000) and minor league field coordinator (2016-19)...was drafted twice while at Southeastern Louisiana University, first by St. Louis in the 36th round of the 1990 First-Year Player Draft, then again by Detroit in the 30th round in 1991...former infielder spent three seasons in the Tigers organization (1991-93), before being traded to the Mets...played four seasons in New York's system (1994-97), including his major league debut in 1997.

EDGAR VARELA

COORDINATOR OF INSTRUCTION



Born August 9, 1980 in Los Angeles, CA...wife, Emely...sons, Eli and Evan, and daughter, Eliana...begins his eighth season in the Twins organization, fourth as coordinator of instruction...duties include overseeing base running and fundamentals across the Twins' system...served as offensive coordinator for the Tigres del Licey of LIDOM in the 2024-25 MLB offseason; club reached the championship series for the third-straight season but fell to Escogido...also was Licey's hitting coach in the 2022-23 and 2023-24 MLB offseasons; the Tigres won their 24th LIDOM championship in January 2024, a league record, and won the Caribbean Series title in February 2023...was one of Minnesota's major league hitting coaches (2020-21) and minor league field coordinator (2018-19)...prior to joining the Twins, spent 10 seasons in the Pittsburgh organization (2008-17), including as Latin American hitting coordinator in 2017...managed the GCL Pirates in 2016 and Rookie-Bristol from 2014-15...from 2009-13 was hitting coach at three levels in the Pirates' system...began his coaching career in 2008 with the GCL Pirates...former infielder; selected by Chicago-AL in the 31st round of the 2002 First-Year Player Draft out of Long Beach State (CA)...played parts of five seasons in the minors with the White Sox (2002-03), Diamondbacks (2003-05) and Marlins (2006), reaching High-A.

EHIRE ADRIANZA


ASSISTANT, PLAYER DEVELOPMENT



Born August 21, 1989 in Guarenas, Venezuela...wife, Vielmar, daughter, Ehimar, and son, Derek...re-joins the Twins organization for his first post-playing role, will primarily work with players across the club's farm system...retired from playing this past offseason after a 12-year major league career that included time with San Francisco (2013-16), Minnesota (2017-2020), Atlanta (2021-22, '23), Washington (2023) and Los Angeles-AL (2024); played for the Giants in 2014, when they won the World Series, and won the 2021 World Series as a member of Atlanta...made his major league debut for the Giants on September 8, 2013...claimed off waivers by Minnesota from Milwaukee on February 6, 2017; hit .253 (199-for-788) with 47 doubles, six triples, 13 home runs, 88 RBI, 14 stolen bases, 71 walks, 116 runs scored, a .317 on-base percentage and a .694 OPS in 311 career games for the Twins...served as acting manager on the club's regular season finale in 2019...overall, hit .237 (330-for-1394) with 76 doubles, nine triples, 22 home runs, 151 RBI, 19 stolen bases, 129 walks, 187 runs scored, a .307 on-base percentage and a .658 OPS in 624 career MLB games...known for his defensive versatility and appeared in at least one game at eight of nine field positions during his major league career.

NAT BALLENGER


PITCHING COORDINATOR



Born November 29, 1984 in Long Valley, NJ...married his wife, Laura, during the 2020 baseball pause...the couple hiked to the top of a hill at Valley Forge Park near their home in Pennsylvania and had a ceremony at the top...one daughter, born in the 2023-24 offseason, and a cat that enjoys riding Roombas...enters his sixth full season in the Twins organization and first in his current role; served as assistant pitching coordinator (2023-24), special projects pitching coordinator (2021-22) and spent time with Fort Myers (2019)...was pitching coach for Milwaukee's 2017 Arizona Rookie League affiliate...also pitching coach for his alma mater, Haverford College, for nine seasons (2011-19)...oversaw the development of two MLB draft picks, while helping the Fords capture three Centennial Conference championships...also served as Haverford's assistant fitness center director and strength and conditioning coach, coordinating the development and implementation of programs for all 23 varsity teams...earned a master's in sports leadership from Northeastern University.

BOBBY HEARN

ASSISTANT PITCHING COORDINATOR



Born September 25, 1996 in Tampa, FL...has completed at least two Ironman 70.3 races, which each consist of a 1.9 km swim, a 90 km bike ride and a 21.1 km run...enters his fourth season with the Twins organization, first as assistant pitching coordinator...served as complex pitching coordinator in 2024, after spending 2023 as a pitching coach and recruiting coordinator for pitching at Davidson College...prior to working for Davidson, was with the Twins as an Florida Complex League pitching coach from 2021-22, his first professional coaching assignment; also joined High-A Cedar Rapids for the second half of the 2022 season and on the coaching staff of the Glendale Desert Dogs in the Arizona Fall League in 2022...completed his collegiate baseball career at Wake Forest University...five-year member of the Demon Deacons baseball program from 2016-20, served as team captain from 2019-20...finished his career with a 5-2 record, 4.93 ERA, one save, 40 walks and 69 strikeouts...graduated cum laude and was a member of the National Honor Society; earned his bachelor's degree in finance and his master's in accountancy.

BRYCE BERG

HITTING COORDINATOR




Born January 28, 1993 in Carroll, IA...enters his sixth year in the Twins organization, fourth as minor league hitting coordinator...made his professional coaching debut in 2021, as hitting coach with High-A Cedar Rapids...the Kernels ranked fifth in High-A with 161 home runs...was slated to be Cedar Rapids' hitting coach in 2020 prior to the cancellation of the minor league season...during the 2020 baseball pause, joined other members of the Twins player development staff and Play Ball! Minnesota in putting on a series of Virtual Academy webinars on twinsbaseball.com, aimed at helping young athletes, coaches, parents and administrators with proper fundamentals and form...spent four years (2016-19) as an assistant coach at Concordia University (NE), working with the team's hitters and catchers...Bulldogs won a pair of Great Plains Athletic Conference titles (2017 and 2019), while also advancing to the NAIA tournament in both of those seasons...his brother, Ben, is currently assistant head baseball coach at Concordia; all four Berg brothers (Bryce, Ben, Casey and Kyle) have been involved in the Concordia baseball program as a player or coach...earned 2015 second team all-Northern Sun Intercollegiate Conference accolades as a senior at Augustana College in Sioux Falls, SD...earned his master's in athletic administration from Concordia in 2017.

TWINS MINOR LEAGUE COORDINATORS

RYAN SMITH


ASSISTANT HITTING COORDINATOR



Born May 11, 1993 in Ocala, FL...enters his seventh year in the Twins organization, third as assistant hitting coordinator after serving as a hitting coach in the Twins system for the prior few seasons...was hitting coach for Triple-A St. Paul in 2022; Saints ranked third for ninth in Triple-A in home runs (194)...served as hitting coach for Double-A Wichita in 2021 (Wind Surge ranked third in Double-A with 636 runs scored) and Low-A Cedar Rapids in 2019...from 2016-18 was assistant coach and strength coach at the College of Central Florida in Ocala...helped develop one of the most potent offenses in school history; the 2018 Patriots ranked seventh nationally with a program-record 94 home runs (shattering the old mark by 38)...played two seasons at CCF, before earning 2016 Gulf South Conference All-Academic Team honors at Valdosta (GA) State University...son of NJCAA Hall of Fame baseball coach Marty Smith, who has served as head baseball coach at the College of Central Florida since 1994 and reached 900 career wins in 2023.

TUCKER FRAWLEY

CATCHING COORDINATOR



Born June 1, 1989 in Lexington, SC...joins the Twins organization as catching coordinator this season...held the same role with P27 Baseball Academy in his hometown of Lexington, SC since 2022...prior to his work with P27, was a student assistant at Coastal Carolina University, his alma mater, from 2015-16, worked as an advance scouting associate for the Los Angeles Dodgers in 2017 and returned to Coastal Carolina as video coordinator for baseball in 2019...selected by the Toronto Blue Jays in the eighth round of the 2012 MLB First-Year Player Draft out of Coastal Carolina...played one professional season for Low-A Vancouver in 2012, hitting .185 (15-for-81) with eight RBI, two stolen bases, eight walks and eight runs scored in 26 games...played four seasons at Coastal Carolina, hitting .275 (108-for-393) with 16 doubles, six home runs, 54 RBI, 50 walks, 60 runs scored and a .378 on-base percentage in 142 games; was a semifinalist for the 2012 Johnny Bench Award and earned All-Big South honors that season, while also leading the Chanticleers to four-straight Big South regular season and tournament titles...also graduated magna cum laude with a degree in physics.

MIKE QUADE

OUTFIELD COORDINATOR



Gregory Mike Quade (KWAH-dee)...born March 12, 1957 in Evanston, IL...entering his eighth season as the Twins minor league outfield coordinator...previously spent three campaigns (2015-17) as the manager at Triple-A Rochester...spent 2014 as a roving outfield and baserunning instructor for the New York Yankees...prior to that, he served as Chicago Cubs manager from 2010-11, posting a record of 95-104 (.472)...won his first game as a major league manager on August 23, 2010 at Washington, a 9-3 victory...was a Cubs coach from 2007-10, Triple-A Iowa (Cubs) manager from 2003-07, Oakland Athletics first base coach from 2000-02 and a minor league manager at various levels from 1985-99...owns a career minor league managerial record of 1,445-1,352 (.517) in 20 seasons, including a 238-192 (.553) mark at the helm of the Red Wings...was a two-time Manager of the Year award winner (1991 for Double-A Harrisburg and 1993 for Triple-A Ottawa)...in 1999 led Triple-A Vancouver (As) to the Pacific Coast League championship and the Triple-A World Series championship...won the Midwest League title as West Michigan's (As) manager in 1996...won his 1000th game as a minor league manager on April 18, 2004 with the Iowa Cubs in New Orleans...drafted by Pittsburgh in the 22nd round of the 1979 First-Year Player Draft...played college baseball for the University of New Orleans...spent five seasons in Pittsburgh's minor league system and ended his playing career in 1982...had a career .264 average with 45 doubles, 12 triples, five home runs and 128 RBI in 424 minor league games.

BRYAN HOUSAND

DIRECTOR, MINOR LEAGUE MEDICAL SERVICES



Born July 3, 1974...got married in 2023-24 offseason...daughter, Brinkley...resides in Fort Myers, FL...begins his fourth season in the Twins organization and second as director, minor league medical services, after being promoted in January 2024...joined the club in 2022 with over 25 years of experience in all areas of athletic training...was an athletic trainer at Atrium Health from 2021-22...prior to joining the Twins, spent 20 years with the Pittsburgh Pirates, including as the club's head major league athletic trainer from 2018-20...served as the Pirates' athletic training coordinator (2016-17) and as an athletic trainer for several of the team's minor league affiliates, including Triple-A Indianapolis (2011-15), Double-A Altoona (2010), High-A Lynchburg (2006-09), Low-A Hickory (2003-05) and Rookie-Williamsport (2001-02)...had three stints as an athletic trainer in the Arizona Fall League (Phoenix - 2007, Mesa - 2010, Scottsdale - 2012)...was the athletic trainer for Team Korea in the 2017 World Baseball Classic...also worked as an athletic trainer at the 1999 World Games Special Olympics in Durham, NC...earned his degree in physical education with a specialization in sports medicine from the University of North Carolina, Chapel Hill.

CHAD JACKSON

MINOR LEAGUE MEDICAL ADMINISTRATION COORDINATOR



Born May 5, 1971...wife, Pauline...daughter, Payten...resides in Cape Coral, FL...begins his 24th season in the Twins organization and fourth as the minor league administration coordinator...from 2012-21, held various minor league athletic training and administration roles...was the head trainer for Triple-A Rochester from 2010-11...prior to his time with the Red Wings, spent six seasons with Double-A New Britain (2005-10), one season with Low-A Quad Cities (2004) and two seasons with Rookie-Elizabethton (2002-03)...also served as the head athletic trainer for Navigantes de Magallanes from 2005-08...interned for the Chicago Cubs (1996) and the Cleveland Indians (2001)...earned a B.A. in physical education and exercise science with specialization in Athletic Training from John Carroll University (OH) in 1993...earned a Master's of Science in Physical Education with specialization in Athletic Training from Ohio University in 1995.

DAVID RAK

MINOR LEAGUE STRENGTH AND CONDITIONING COORDINATOR



Born August 31, 1989...wife, Suzanne...resides in Fort Myers, FL...begins his ninth season in the Twins organization...prior to joining the Twins, spent four years at the University of Washington as an assistant strength and conditioning coach...earned a Masters in Education with a concentration in coaching from Boston University and a B.S. in exercise physiology from UMass Lowell.

AXEL LOPEZ

LATIN AMERICAN MEDICAL COORDINATOR



Born February 29, 1988 in Ponce, Puerto Rico...begins his 12th season with the Twins, sixth in his current role...as a member of the Twins, worked as a certified athletic trainer for the Criollos de Caguas (2016-17) and Cangrejeros de Santurce (2014-16) of the Puerto Rican Winter League...prior to joining Minnesota, he worked for the Boston Red Sox as an athletic training intern from 2012-13...earned a B.S. in athletic training from East Stroudsburg University of Pennsylvania and a B.S. in athletic therapy from the University of Puerto Rico.



TRIPLE-A ST. PAUL

ST. PAUL SAINTS

International League (5th year)

2024 Record: 70-79 (7th in West Division)

360 Broadway St.
St. Paul, MN 55101
(651) 644-3517
FAX: (651) 644-1627

General Manager Zane Heinselman
Executive Vice President Tom Whaley
Executive Vice President/Sales & Operations Chris Schwab
Vice President/GM/Brand Marketing & Experience Sierra Bailey
Vice President/Director of Broadcasting & Media Relations Sean Aronson
Stadium CHS Field
Capacity 7,210

Manager Toby Gardenhire
Hitting Coaches Shawn Schlechter, Danny Marcuzzo (hit. & dev.)
Pitching Coaches Carlos Hernandez, Jonas Lovin
Athletic Trainers Ben Myers, Katie Lortie
Strength and Conditioning Coach Stephen Hopkins
Clubhouse Manager/Baseball Operations Assistant Matt Tramp
Coordinators, Baseball Technology Lincoln Fieck, Alek Hughes



TOBY GARDENHIRE MANAGER

Born Sept. 11, 1982 in Manhasset, NY... wife, Sara, and son, Bodie (6/8/22)... has a cat named Steven Tyler, whose meows sound like the rock singer... begins his ninth season as a coach in the Twins organization and his seventh as a manager (5th in St. Paul)... has a 446-402 (.526) mark as a manager (2018-24)... led Fort

RECORD AS MANAGER

Year	Club	League	W	L	Pct.	Finish
2018	Cedar Rapids	Midwest	77	62	.554	2nd in division
2019	Fort Myers	Florida State	74	59	.556	2nd in division
2021	St. Paul	Triple-A East	67	63	.515	3rd in division
2022	St. Paul	International	74	75	.497	T-4th in division
2023	St. Paul	International	84	64	.568	1st in division
2024	St. Paul	International	70	79	.470	7th in division
Minor League Totals			446	402	.526	

Myers to a 74-59 finish in 2019, including the first half South Division title, before the season was cut short due to Hurricane Dorian... led Cedar Rapids to a 77-62 record and first-round playoff series victory in 2018... third base coach for Triple-A Rochester and hitting coach for GCL Twins in 2017... head coach at UW-Stout from 2012-16; Stout earned 14 All-WIAC selections and three players were selected as WIAC Scholar-Athletes in span... worked with the GCL Twins in summer 2016... hitting and fielding instructor with the Twins Training Academy in Blaine (2009-11) and defensive fielding instructor with LPA Baseball in Roseville (2005-09)... played with German National Baseball Team in attempt to qualify for World Baseball Classic... played college ball at University of Arkansas-Fort Smith Junior College, Southwest Missouri State and University of Illinois... summer ball for Rochester (Northwoods League); named most inspirational player in 2005... drafted by Twins in 2002 and 2005; played in organization from 2005-11... son of former Twins manager and Twins Hall of Famer Ron Gardenhire... participated in 2021 Virtual TwinsFest, for a "A Garry Party with Ron and Toby."

POSTSEASON PLAY

Year	Club	League	W	L	Pct.	Finish
2018	Cedar Rapids	Midwest	2	2	.500	Lost in Semis
Postseason Totals			2	2	.500	



CARLOS HERNANDEZ PITCHING COACH

Born April 22, 1980 in Guacarna, VZ... wife, Yobaisy... son, Carlos Enrique and daughter, Mariagracia... begins his eighth year in the Twins organization and first at the Triple-A level, after working in Double-A in 2024, High-A in 2023 and spending three years with Low-A Fort Myers... in 2023, Cedar Rapids' 3.90 team ERA ranked 12th among

all full-season minor league teams... in 2021, Mighty Mussels pitchers ranked fourth in Low-A with a 3.96 ERA and tied for sixth with 1,228 strikeouts... was due to be the Mighty Mussels' pitching coach in 2020 prior to the cancellation of the minor league season... spent two years with rookie-level clubs, making his professional coaching debut as the DSL Twins pitching coach in 2018 before serving in the same role for the GCL Twins in 2019... originally signed by Houston as an amateur free agent in 1997 and made 35 appearances (33 starts) for the Astros between 2001-04... also pitched in the Tampa Bay system from 2008-10.



JONAS LOVIN PITCHING COACH

Born January 15, 1996... native of Minden, Nebraska... wife, Ali, married in July 2019... the couple has a daughter, Elle Katherine... enters his third season in the Twins organization and first in Triple-A, after serving as High-A Cedar Rapids pitching coach from 2023-24... in 2023, the Kernels' 3.90 team ERA was 12th lowest among all full season minor league teams... prior to joining the Twins was the pitching coach

at Iowa Central Community College, where the pitching staff broke the school strikeout record in the 2021-22 season... spent two seasons on the coaching staff at Concordia University (NE); during his tenure, the team won the 2021 GPAC regular season and postseason titles, set a single-season record with 42 wins, broke the school single-season record in strikeouts and made the first NAIA World Series appearance in program history... prior to becoming a coach, pitched collegiately at Division II Augustana University (SD), where he won a national championship in 2018... pitched for the University of Nebraska Omaha in 2019, earning his master's degree in organizational science and leadership.



SHAWN SCHLECHTER HITTING COACH

Is from Burnsville, MN, and grew up a Twins fan... enters his sixth year in the organization, second straight at the Triple-A level... also served as hitting coach in Double-A in 2023 and High-A in 2022... prior to that, was hitting coach for the FCL Twins in 2021 and slated to be in the same role in 2020... spent eight years at North Iowa Community College, first

as a player and then as a coach... across his tenure working with NIACC hitters (2013-19), four of his players were picked in the First-Year Player Draft... during the 2020 baseball pause, joined members of the Twins' player development staff and Play Ball! Minnesota in a series of online Virtual Academy webinars, aimed at helping young athletes with proper fundamentals and form... the webinars were targeted to different age groups and covered a wide range of topics.



DANNY MARCUZZO HITTING/DEVELOPMENT COACH

Born July 14, 1990... wife, Erin... daughter, Lillian... sons, Warren, and the late Charles... joins the Twins organization for his first professional coaching post, after spending 12 years in the college ranks... was an assistant coach at the University of Akron in 2024... spent four seasons (2020-23) as a volunteer assistant coach at the University of Nebraska; team won the Big Ten regular season title in 2021... also had two stints as assistant baseball coach/recruiting coordinator at Coffeyville Community College (2013-14, '19)... coached at Central Oklahoma University (2017-18) and Butler Community College in Kansas (2015-16)... played collegiate baseball for two seasons at Coffeyville and Western Illinois University, where he earned his bachelor's degree... also has a master's degree in adult education from Central Oklahoma.

2024 ST. PAUL FINAL STATISTICS

PLAYER	AVG	G	AB	R	H	2B	3B	HR	RBI	SF	SH	HBP	BB	SO	SB	CS	E	OBP
Bannon, R	.165	49	158	20	26	8	1	3	20	0	0	3	36	57	4	0	7	.330
Bernard, W	.248	32	129	12	32	6	1	2	15	0	0	2	8	23	12	0	2	.300
Brigham, J	.000	33	1	0	0	0	0	0	0	0	0	0	0	1	0	0	0	.000
Buxton, B	.091	4	11	1	1	0	0	0	1	0	0	0	1	6	0	0	0	.167
Camargo, J	.212	74	283	36	60	16	1	12	51	2	0	7	25	94	2	1	6	.290
Castillo, D	.260	110	385	58	100	22	2	9	54	5	0	4	60	66	13	4	14	.361
Eeles, P	.299	64	214	43	64	11	4	8	30	1	0	12	33	38	20	3	5	.419
Fajardo, Y	.229	33	105	16	24	2	0	4	17	1	0	1	6	34	3	3	1	.274
Farmer, K	.273	3	11	0	3	2	0	0	1	0	0	0	1	4	0	0	0	.333
Helman, M	.271	72	277	49	75	18	0	14	47	2	0	6	29	76	12	1	4	.350
Holland, W	.299	4	11	3	3	0	0	0	2	0	0	10	17	31	13	0	0	.428
Houghton, M	.231	4	13	2	3	0	0	0	0	0	0	0	0	3	0	0	0	.251
Isola, A	.215	70	237	28	51	13	0	5	29	5	0	1	31	53	4	1	1	.303
Julien, E	.242	49	186	33	45	8	1	7	20	0	0	0	46	73	6	0	10	.395
Keirsev Jr., D	.300	111	443	71	133	22	7	14	81	9	0	5	48	116	36	7	4	.368
Kemp, T	.279	46	165	24	46	6	1	6	26	1	0	3	18	24	4	1	1	.358
Kepler, M	.400	3	10	3	4	0	0	0	0	0	0	0	3	2	0	0	0	.538
Kirilloff, A	.200	1	5	1	1	1	0	0	0	0	0	0	0	3	0	0	0	.200
Lee, B	.308	25	104	22	32	7	0	8	25	0	0	0	10	16	1	0	2	.368
Lewis, R	.172	8	29	4	5	2	0	0	0	0	0	0	2	11	1	0	0	.226
Lucky, N	.000	1	1	0	0	0	0	0	0	0	0	0	0	1	0	0	0	.000
Martin, A	.305	28	95	19	29	4	0	1	10	3	0	4	28	15	8	1	2	.469
McCusker, C	.286	24	91	13	26	4	1	4	11	0	0	0	7	33	0	0	0	.337
Miranda, J	.294	9	34	5	10	3	0	1	4	1	0	0	5	5	1	0	0	.375
Morales, J	.358	17	53	12	19	7	1	1	7	0	0	0	6	11	2	0	1	.433
Morris, T	.133	14	45	6	6	3	0	0	2	1	0	0	7	13	0	0	4	.245
Prato, A	.228	106	334	60	76	20	6	3	30	1	2	9	67	85	10	1	9	.370
Rodriguez, E	.217	7	23	6	5	0	0	1	5	0	0	0	7	12	0	0	0	.400
Severino, Y	.254	128	489	66	124	21	2	21	79	7	0	2	67	154	4	0	10	.342
Shuffield, D	.216	25	74	12	16	4	1	1	15	0	1	1	6	22	3	1	3	.284
Varland, I	.000	17	1	0	0	0	0	0	0	0	0	0	0	0	0	0	0	.000
Wallner, M	.259	67	259	45	67	15	0	19	53	3	0	3	32	91	1	0	3	.343
Williams, C	.221	88	280	49	62	16	0	17	41	2	1	3	48	106	5	0	8	.339
Winkel, P	.228	78	276	23	63	16	0	7	38	1	0	1	19	90	0	0	9	.279
Wittgren, N	.000	35	0	0	0	0	0	0	0	0	0	0	0	0	0	0	1	.000
TEAM TOTAL	.252	149	4938	771	1243	267	31	174	732	47	4	79	673	1372	169	27	123	.348

PITCHER	W	L	ERA	G	GS	CG	SH	SV	IP	H	R	ER	HR	HB	BB	SO	WP	BK	BAA
Adams, T	0	2	5.21	4	3	0	0	0	19.0	17	11	11	4	0	7	9	1	1	.239
Alcala, J	0	0	1.69	9	0	0	0	2	10.2	7	2	2	0	0	7	16	0	0	.194
Balazovic, J	5	4	5.60	24	1	0	0	0	35.1	38	25	22	3	1	15	49	1	0	.266
Baragar, C	2	3	5.96	16	4	0	0	0	25.2	29	21	17	5	2	11	26	1	0	.287
Bischoff, K	0	0	4.50	3	0	0	0	0	2.0	0	1	1	0	0	1	1	1	0	.000
Blewett, S	5	2	3.79	38	3	0	0	1	54.2	58	28	23	3	2	17	54	3	0	.266
Boushley, C	9	6	5.23	26	26	0	0	0	134.1	156	81	78	22	1	28	108	1	0	.288
Bowman, M	1	0	1.31	17	0	0	0	1	20.2	14	5	3	2	0	7	24	0	1	.194
Boyle, M	0	0	7.71	17	0	0	0	1	9.1	15	11	8	2	0	7	4	4	0	.357
Brice, A	0	0	35.31	8	0	0	0	0	4.1	8	17	17	0	2	15	8	2	1	.381
Brigham, J	1	3	4.64	33	1	0	0	1	42.2	38	22	22	8	2	26	59	1	0	.247
Castillo, D	0	5	5.59	40	0	0	0	8	37.0	40	25	23	4	1	25	42	5	0	.268
Castillo, D	0	0	36.00	1	0	0	0	0	1.0	2	4	4	1	0	2	0	0	0	.400
Dobnak, R	12	7	4.25	28	24	0	0	0	133.1	130	75	63	14	9	63	134	7	0	.253
Duran, J	0	0	9.00	2	0	0	0	0	2.0	4	2	2	0	0	0	5	0	0	.400
Festa, D	3	3	4.03	15	15	0	0	0	60.1	56	27	27	9	3	26	89	5	0	.249
Funderburk, K	1	0	6.08	11	0	0	0	3	13.1	12	9	9	1	2	6	22	1	0	.231
Gallejos, G	0	1	4.26	13	0	0	0	0	12.2	13	7	6	0	1	10	8	2	2	.265
Gunkel, J	0	5	10.54	9	7	0	0	0	27.1	52	33	32	7	0	6	11	0	0	.406
Harris, H	4	6	6.79	44	0	0	0	5	54.1	69	46	41	11	0	31	62	3	1	.307
Headrick, B	1	0	2.00	6	4	0	0	0	18.0	14	7	4	3	0	6	23	0	0	.206
Henriquez, R	1	2	3.44	34	3	0	0	3	55.0	59	27	21	9	1	17	59	2	1	.272
Jackson, J	0	0	3.00	3	0	0	0	0	3.0	2	1	1	0	0	0	2	0	0	.200
Jensen, R	4	5	4.76	44	3	0	0	0	56.2	46	35	30	4	3	50	81	6	0	.221
Lewis, C	1	0	3.60	1	1	0	0	0	5.0	7	2	2	0	0	3	2	0	0	.368
MacLeod, C	0	1	7.20	1	1	0	0	0	5.0	6	5	4	1	0	1	5	0	0	.300
Matthews, Z	1	2	5.68	4	4	0	0	0	19.0	24	12	12	4	1	1	23	1	0	.304
Morris, A	1	1	3.48	7	7	0	0	0	33.2	27	14	13	3	2	11	27	2	0	.218
Nowlin, J	0	0	13.50	3	0	0	0	0	2.0	3	4	3	1	2	0	2	1	0	.333
Okert, S	0	0	6.75	7	0	0	0	1	5.1	9	4	4	0	2	4	10	0	0	.360
Plutko, A	6	2	4.35	13	12	1	0	0	60.0	52	29	29	8	0	14	49	0	0	.227
Prato, A	0	0	0.00	1	0	0	0	0	2.0	5	1	0	0	0	0	1	0	0	.417
Raya, M	0	0	0.00	1	0	0	0	0	5.0	5	0	0	0	0	0	4	0	0	.263
Richards, T	0	0	18.00	1	0	0	0	0	1.0	1	2	2	1	0	1	1	1	0	.250
Rozeak, A	1	6	6.23	12	10	0	0	0	52.0	67	38	36	4	5	17	41	0	0	.318
Schulfer, A	0	0	5.09	11	0	0	0	0	17.2	18	11	10	2	1	10	14	0	0	.269
Stankiewicz, J	0	0	0.00	1	0	0	0	0	1.0	0	0	0	0	0	0	1	0	0	.000
Staubert, J	0	1	4.22	8	0	0	0	0	10.2	9	5	5	1	0	3	16	0	0	.231
Stewart, B	0	0	2.25	4	0	0	0	0	4.0	2	1	1	1	0	2	8	1	0	.154
Thielbar, C	1	0	3.00	2	0	0	0	0	3.0	2	1	1	1	0	1	5	0	0	.200
Topa, J	0	0	4.09	11	0	0	0	0	11.0	9	6	5	1	2	4	16	0	0	.237
Varland, L	5	8	4.75	17	16	0	0	0	83.1	84	49	44	12	2	32	96	4	0	.256
Weiss, Z	2	1	5.40	18	0	0	0	0	25.0	36	16	15	3	3	11	32	1	1	.353
Whorff, J	0	0	0.00	1	0	0	0	0	1.1	0	0	0	0	0	0	3	0	0	.000
Williams, C	0	0	54.00	1	0	0	0	0	0.1	1	2	2	0	0	1	0	0	0	.500
Winder, J	2	0	6.15	27	0	0	0	4	41.0	55	29	28	5	3	13	47	1	1	.320
Wittgren, N	1	2	5.88	35	0	0	0	2	52.0	60	37	34	14	2	12	48	2	0	.282
Woods Richardson, S	0	1	6.08	3	3	0	0	0	13.1	16	9	9	0	1	5	12	0	0	.302
TEAM TOTAL	70	79	5.08	149	149	1	6	32	1286.1	1377	799	726	175	56	529	1359	60	9	.272

MINOR LEAGUES



DOUBLE-A WICHITA

WICHITA WIND SURGE

Texas League (5th year)

2024 Record: 58-80 (5th in North)


275 S. McLean Blvd.

Wichita, KS 67213

(316) 221-8000

General Manager Matt Hamilton
Director of Corporate Partnerships and Public Relations .. Tim Grubbs
Stadium Equity Bank Park
Capacity 8,800

Manager Brian Dinkelman
Hitting Coaches Andrew Cresci, Yeison Perez
Pitching Coaches Ryan Ricci, Jesus Sanchez
Athletic Trainers Asja Morello, Chase Thompson
Strength and Conditioning Coach Meagan Vota
Coordinator, Baseball Technology Chase Carder




BRIAN DINKELMAN

MANAGER

Born November 10, 1983 in Centralia, IL...wife, Randi...daughter, Sydney...set to manage at the Double-A level for the first time in his career...enters his 11th year in the Twins organization, seventh as a minor league manager...helmed High-A Cedar Rapids to a 67-63 record in 2024...led the Kernels to an 82-50 (.621) record in 2023—tops in the minor

leagues — en route to the club's first Midwest League championship since 1994...earned 2023 *Baseball America* Minor League Manager of the Year honors for his leadership...led the Kernels to a 78-58 record in 2022; CR fell to South Bend in the first round of the playoffs...in 2021, Cedar Rapids made the postseason but fell in the High-A Central Championship Series, 2-3, to Quad Cities...in 2019 guided Cedar Rapids to a first-round playoff series victory (2-1 over Quad Cities)...Kernels fell in the semifinals, 2-1...served as the Cedar Rapids hitting coach from 2016-18...Kernels ranked in the top-half of the 16-team MWL in hitting those seasons...spent 2015 as a coach for the GCL Twins...drafted by the Twins in the eighth round of the 2006 First-Year Player Draft out of McKendree (IL) University...played eight seasons in the Twins organization from 2006-13, earning All-Star honors in 2007 (Midseason MWL), 2008 (Florida State League) and 2009 (Eastern League Postseason Team)...played in 23 games for Minnesota in 2011, hitting .301 (22-for-73) with a double and four RBI...was a three-time American Midwest Conference Player of the Year and left McKendree as the NAIA all-time leader in career hits (373), doubles (96), runs scored (303) and total bases (670).



RYAN RICCI

PITCHING COACH

Born on February 3, 1996 in Naples, FL...enters his second season in the Twins organization, after working as Low-A Fort Myers pitching coach in 2024...prior to joining the Twins, spent three seasons as pitching coach at the Division I level...under his guidance in 2023, the George Mason University pitching staff led the Atlantic 10 conference in ERA and saves while setting

the single-season program strikeout record...prior to his time at George Mason, worked as pitching coach at Lafayette College for two seasons and as a graduate assistant at George Mason...following his collegiate playing career at George Mason from 2015-18, signed a minor league free agent deal with the Arizona Diamondbacks, pitching in their system for one season and compiling a career 2.55 ERA (17.2 IP, 5 ER) with nine walks and 18 strikeouts in 15 appearances for the Arizona League Diamondbacks and the Short-A Hillsboro Hops.



ANDREW CRESCI

HITTING COACH

Born January 29, 1991...joins the Twins after spending the last three seasons with the Houston Astros organization...with Houston worked in a hitting coach capacity with the FCL Astros Orange (2022), FCL Astros (2023) and Low-A Fayetteville (2024)...spent 2021 as a hitting trainer at Driveline and as hitting coach at Central Lakes College...also worked

as head coach and hitting instructor at Ignite Baseball in Virginia from 2020-21 and as director of baseball operations at Koa Sports League from 2018-20...played club baseball at Sacred Heart University and for S.S. Lazio in Serie B of the Italian Baseball League...also currently serves as hitting coordinator for the Italian Baseball Softball Federation.



JESUS SANCHEZ

PITCHING COACH

Born September 24, 1987 in Valencia, Venezuela...enters his third season with the Twins organization (1st in Double-A), after working as a Dominican Summer League pitching coach in 2023 and as a pitching coach at the club's Florida complex in 2024...prior to joining the Twins, pitched in the minors, winter leagues and in the independent ranks

from 2008-22, with stints in the Phillies, Brewers and Marlins organizations, as well as in the independent American Association and Atlantic League...also pitched for Magallanes and Lara in the Venezuelan Winter League, pitching in the Caribbean Series for his native Venezuela twice (2015-16, 2018-19 and 2019-20)...overall went 34-31, 3.50 ERA (539.2 IP, 210 ER) with 177 walks and 410 strikeouts in 205 games (63 starts) in the minors, advancing as high as Triple-A.



YEISON PEREZ

HITTING COACH

Born April 9, 1996 in Santo Domingo, Dominican Republic...enters his eighth year in the Twins organization, second with Wichita after serving as the team's hitting and development coach in 2024...was with Cedar Rapids in 2023 and the FCL Twins from 2021-22...served as a catcher for the DSL Twins in 2018 and transitioned to a coaching

role with the club in 2019-20...was slated to be the hitting coach for the DSL Twins in 2020 prior to the cancellation of the minor league season...signed with Seattle on July 2, 2014 and spent 2014-15 at the Mariners' Dominican facility...signed with the Twins on May 26, 2016 and played in the system from 2016-18 as a catcher and first baseman.

2024 WICHITA FINAL STATISTICS

PLAYER	AVG	G	AB	R	H	2B	3B	HR	RBI	SF	SH	HBP	BB	SO	SB	CS	E	OBP
Cardenas, N	.173	75	254	32	44	11	0	5	32	0	0	8	43	71	4	4	11	.311
Cossetti, A	.192	86	317	34	61	18	3	8	43	2	0	8	41	115	5	1	8	.299
Dearden, T	.221	27	95	9	21	9	0	0	6	2	0	1	7	27	0	0	1	.276
Fedko, K	.227	76	251	24	57	14	0	3	21	4	0	2	37	59	7	4	1	.327
Isola, A	.214	19	70	7	15	2	0	2	8	0	0	1	7	15	0	1	0	.295
Jenkins, W	.160	6	25	3	4	1	0	0	1	0	0	0	3	4	2	0	0	.250
Keaschall, L	.281	58	221	43	62	9	1	8	27	3	0	11	32	51	9	5	0	.393
McCusker, C	.281	98	370	56	104	26	3	15	64	4	0	8	38	117	7	7	3	.357
Morales, J	.278	88	327	39	91	21	1	9	52	3	0	11	30	57	4	4	7	.356
Olivar, R	.224	19	67	7	15	2	0	1	7	0	0	1	9	18	3	0	4	.325
Ortega, J	.214	121	364	49	78	13	3	10	44	2	1	6	44	102	11	6	6	.308
Rodriguez, E	.298	37	124	40	37	12	2	8	20	0	0	1	42	46	9	3	4	.479
Rosario, K	.235	67	264	36	62	19	1	8	34	1	0	2	32	91	3	0	5	.321
Ross, B	.212	123	410	48	87	18	1	11	38	4	1	3	40	136	20	7	10	.284
Rucker, J	.261	121	468	55	122	23	1	9	68	3	1	8	35	77	5	4	7	.321
Sabato, A	.206	85	306	35	63	14	0	10	33	1	0	5	38	104	8	2	9	.303
Schobel, T	.211	122	455	67	96	20	4	10	53	4	1	1	59	124	13	6	16	.301
Shuffield, D	.228	38	123	20	28	6	0	4	19	1	0	2	13	38	7	1	1	.309
Soularie, A	.164	33	67	19	11	2	0	2	10	3	2	4	12	24	12	4	4	.314
TEAM TOTAL	.231	138	4578	623	1058	240	20	123	580	37	6	83	562	1276	129	59	112	.324

PITCHER	W	L	ERA	G	GS	CG	SH	SV	IP	H	R	ER	HR	HB	BB	SO	WP	BK	BAA
Adams, T	5	7	3.67	22	19	0	0	0	108.0	95	51	44	9	3	28	109	5	0	.233
Alex, A	1	2	6.87	7	3	0	0	0	18.1	11	16	14	3	3	26	16	5	0	.177
Bischoff, K	0	0	1.40	14	0	0	0	2	19.1	11	6	3	1	1	8	25	1	0	.164
Brice, A	0	0	1.08	7	0	0	0	1	8.1	7	3	1	0	3	4	19	0	0	.219
Culpepper, C	1	1	4.71	6	6	0	0	0	21.0	19	11	11	2	3	7	21	0	0	.238
Engler, S	4	1	6.88	27	0	0	0	0	34.0	28	27	26	2	4	30	37	5	1	.226
Floyd, T	4	4	4.18	44	1	0	0	2	64.2	54	33	30	3	7	27	59	10	3	.222
Fox, M	0	0	2.63	11	0	0	0	0	13.2	11	5	4	1	0	12	13	0	0	.239
Grace, R	1	4	4.19	31	0	0	0	0	43.0	39	24	20	4	5	21	34	3	0	.242
Jones, K	0	0	3.60	3	2	0	0	0	10.0	7	4	4	1	0	4	7	0	0	.189
Laweryson, C	2	2	6.82	27	0	0	0	3	33.0	41	28	25	1	0	12	33	0	0	.301
Lewis, C	2	6	2.59	15	13	0	0	1	66.0	54	21	19	7	1	34	80	1	0	.227
MacLeod, C	1	2	3.72	8	7	0	0	1	38.2	27	17	16	4	1	20	44	5	0	.191
Marcano, R	0	2	16.71	5	1	0	0	0	7.0	7	13	13	3	2	14	9	3	1	.259
Matthews, Z	2	1	1.95	10	9	0	0	0	55.1	36	17	12	2	1	6	63	1	1	.180
McMahon, H	1	0	5.65	8	0	0	0	0	14.1	16	9	9	2	0	2	4	2	2	.302
Morris, A	6	3	1.90	12	10	0	0	1	61.2	49	18	13	1	2	14	63	0	0	.210
Noble, J	0	0	3.00	1	0	0	0	0	3.0	1	1	1	0	1	0	1	0	0	.111
Nowlin, J	5	7	4.67	21	15	0	0	0	96.1	90	59	50	11	4	48	97	10	1	.251
Ohl, P	4	7	4.68	21	15	0	0	1	102.0	113	63	53	14	1	16	70	3	0	.278
Ortega, J	0	0	0.00	2	0	0	0	0	1.2	0	0	0	0	0	0	0	0	0	.000
Paredes, M	0	0	5.79	13	0	0	0	0	18.2	21	12	12	1	0	8	13	3	0	.280
Raya, M	3	4	4.27	24	24	0	0	0	92.2	84	44	44	8	5	44	99	7	2	.242
Reed, S	1	0	6.75	4	0	0	0	0	6.2	8	6	5	0	0	7	8	0	0	.276
Rodriguez, M	1	7	4.96	37	0	0	0	5	45.1	41	35	25	1	4	22	42	3	0	.246
Rozek, A	5	4	2.19	14	5	0	0	0	70.0	56	20	17	5	1	13	59	1	0	.215
Rucker, J	0	0	0.00	1	0	0	0	0	0.1	0	0	0	0	0	0	0	0	0	.000
Solomon, J	2	4	7.76	30	0	0	0	4	31.1	38	31	27	2	7	25	33	8	4	.295
Stankiewicz, J	2	5	4.45	41	0	0	0	2	58.2	65	32	29	6	2	15	49	3	0	.280
Velez, R	1	3	6.27	16	0	0	0	0	18.2	24	15	13	3	1	7	17	3	0	.316
Whorff, J	3	3	2.93	22	5	0	0	2	46.0	39	17	15	4	4	23	45	3	3	.228
Wittgren, N	1	1	3.52	5	3	0	0	0	7.2	10	4	3	1	0	2	4	1	0	.313
Wosinski, J	0	0	0.00	2	0	0	0	0	4.0	1	0	0	0	0	1	3	0	0	.077
TEAM TOTAL	58	80	4.12	138	138	0	3	25	1219.1	1103	642	558	99	66	500	1176	86	18	.240

MINOR LEAGUES



HIGH-A CEDAR RAPIDS

CEDAR RAPIDS KERNELS

Midwest League (12th year / 5th in High-A)

2024 Record: 67-63 (3rd in West)


950 Rockford Rd. SW
Cedar Rapids, IA 52404

(319) 363-3887

FAX: (319) 896-7631

Chief Executive Officer.....Doug Nelson
General Manager.....Scott Wilson
Broadcast and Media Relations Coordinator.....Calvin Christoforo
Stadium.....Veterans Memorial Stadium
Capacity.....5,300

Manager.....Brian Meyer
Hitting Coaches.....CJ Baker, Julian Gonzalez (hitting & dev.)
Pitching Coaches.....Argenis Angulo, Hunter Townsend
Athletic Trainers.....Taylor Carpenter, Morgan Leichtenberger
Strength and Conditioning Coach.....Blake Kretovics
Baseball Technology Fellow.....Marcus Hill




BRIAN MEYER

MANAGER

Born May 28, 1982 in Cincinnati, OH...grew up in Cleveland...wife, Ashley, and son, Walker...enters his sixth year in the Twins organization and first with Cedar Rapids, after managing Fort Myers each of the last four seasons...in 2022, was named the Florida State League Manager of the Year by Minor League

RECORD AS MANAGER						
Year	Club	League	W	L	Pct.	Finish
2021	Fort Myers	Low-A	60	54	.526	3rd in division
2022	Fort Myers	Florida State	69	59	.539	1st in division
2023	Fort Myers	Florida State	67	64	.511	4th in division
2024	Fort Myers	Florida State	66	59	.528	3rd in division
Minor League Totals			262	236	.526	

Baseball after guiding the Mighty Mussels to a 69-59 finish and the FSL West Division First Half Title, the club fell to Dunedin in the first round of the playoffs...led the Mighty Mussels to a 60-54 record and third-place finish in the Low-A Southeast Division in 2021, his first professional managerial post...was due to be the hitting coach for the Mighty Mussels in 2020 prior to the cancellation of the minor league season...joined the Twins organization after 13 years in the collegiate ranks, where he coached three All-Americans, 17 players chosen in the First-Year Player Draft and 42 all-conference honorees...spent three seasons (2017-19) as an assistant coach at Butler University, following a five-year stint (2012-16) as director of baseball operations at Tulane University...in two seasons as assistant coach at Wright State (2010-11), the Raiders won consecutive Horizon League titles and qualified for the 2011 NCAA Tournament...began his coaching career from 2007-09 as hitting coach and recruiting coordinator at his alma mater, Otterbein University in Westerville, OH...2007 Otterbein team qualified for NCAA tournament after winning the Ohio Athletic Conference title...was selected as a member of USA Baseball's NTIS Task Force from 2015-2019...was a three-year starter at second base for Otterbein, capturing the 2003 Ohio Athletic Conference Championship.



ARGENIS ANGULO

PITCHING COACH

Born February 26, 1994 in Araure, Venezuela...is in his third season in the Twins organization and second consecutive with Cedar Rapids...served as a pitching coach in at the Twins' Florida complex in 2023, his first professional coaching post after an eight-season minor league pitching career with Cleveland, Oakland and Minnesota...

went 2-2 with a 7.63 ERA (15.1 IP, 13 ER), 15 walks and 24 strikeouts in 14 relief appearances for Double-A Wichita in 2022...originally selected by Cleveland in the 19th round of the 2014 MLB First-Year Player Draft out of Ranger College in Texas...was named New York-Penn League Pitcher of the Week on June 26, 2016 with Short-A Mahoning Valley, a Carolina League Midseason All-Star in 2017 with High-A Lynchburg and was twice named to the Arizona Fall League Rising Stars team, in 2017 with Glendale and 2019 with Mesa...overall went 21-12 with a 4.34 ERA (290.0 IP, 140 ER), 166 walks and 370 strikeouts in 221 career minor league games (4 starts)...also pitched two seasons with the Cardenales de Lara of the Venezuelan Winter League.



JULIAN GONZÁLEZ

HITTING/DEVELOPMENT COACH

Florida native...joins the Twins organization after three seasons with the Baltimore Orioles, serving as a Dominican Summer League hitting coach (2022-23) and Florida Complex League hitting coach (2024)...prior to joining the professional ranks, worked at Trinity Christian Academy in Jacksonville, FL from 2019-21, as hitting/outfield coordinator, baseball junior

varsity head coach and varsity assistant hitting coach...was a hitting instructor at The Data Cage in Jacksonville from 2018-19...graduated from the University of North Florida, where he began his coaching career with the softball team.



HUNTER TOWNSEND

PITCHING COACH

Born January 19, 1997...wife, Rachel, and dog, Lucy...originally from Hueytown, AL...joins the Twins organization for his first professional coaching post...spent the last three years working as a performance coach with Tread Athletics, a baseball development and training company in Charlotte, NC...pitched collegiately at the University of Charleston, where he earned his bachelor's degree...was a graduate transfer at East Tennessee State University; graduated from ETSU with his MBA in 2022.



CJ BAKER

HITTING COACH

Native of Washington state...enters his second season with the Twins and second with Cedar Rapids; joined the Twins organization in 2024 for his first professional coaching post...spent 2022-23 as video, technology and analytics coordinator for Stanford University's baseball program, including working with the 2022 Cardinal team that reached the College World Series...prior to joining Stanford, had stints as a hitting coach at Biola University (CA), an assistant baseball coach at Bucknell University (PA) and an assistant coach at Lock Haven University (PA)...also served as a graduate assistant at Seattle University from 2015-16 while earning his master's degree from the University of Washington.

2024 CEDAR RAPIDS FINAL STATISTICS

PLAYER	AVG	G	AB	R	H	2B	3B	HR	RBI	SF	SH	HBP	BB	SO	SB	CS	E	OBP
Baez, N	.239	82	276	38	66	10	2	12	32	2	0	8	31	89	0	0	8	.331
Cavaco, K	.144	34	104	14	15	5	1	4	13	2	0	1	7	50	0	0	2	.202
Cespedes, R	.282	110	418	48	118	22	2	12	72	2	0	3	39	93	5	3	11	.346
Clayton, M	.200	7	15	1	3	0	0	1	4	0	0	0	1	6	0	1	1	.250
Culpepper, K	.210	17	62	11	13	1	1	1	3	0	0	1	8	13	2	0	4	.310
De Andrade, D	.243	29	103	13	25	6	0	2	19	0	0	6	8	20	5	2	6	.333
Dearden, T	.364	9	33	3	12	3	0	0	4	0	0	2	0	8	0	0	0	.400
Doncon, R	.235	56	217	32	51	11	3	7	34	0	0	3	24	51	3	3	11	.320
Eeles, P	.275	13	40	12	11	1	1	1	4	0	0	4	11	3	8	3	3	.473
Garry Jr., W	.132	24	68	9	9	1	0	2	7	0	1	1	7	18	4	0	2	.224
Gonzalez, G	.255	76	282	28	72	19	2	4	35	2	0	9	22	49	5	3	7	.327
Harry, J	.210	27	100	9	21	9	0	4	14	1	0	1	6	32	0	1	1	.259
Hess, K	.195	53	159	16	31	9	2	2	15	2	0	3	13	41	5	3	0	.266
Jenkins, W	.290	34	131	21	38	12	2	3	17	1	0	3	17	24	8	2	0	.382
Keaschall, L	.335	44	158	37	53	12	0	7	21	2	0	7	30	29	14	1	2	.457
Lucky, N	.152	22	66	6	10	0	0	1	4	0	0	3	10	26	2	1	3	.291
Maitan, K	.246	75	285	32	70	13	2	8	35	4	0	3	19	103	2	1	6	.296
Olivar, R	.287	81	300	59	86	17	3	11	44	2	0	1	53	70	3	0	8	.393
Ruiz, A	.220	83	264	41	58	17	2	6	36	3	0	10	30	68	2	4	1	.319
Ruiz, P	.182	21	66	3	12	3	0	0	5	1	0	0	10	19	0	0	1	.286
Salas, J	.227	102	339	43	77	17	3	4	33	0	7	5	23	104	16	5	13	.286
Shuffield, D	.227	13	44	5	10	2	1	2	9	0	0	0	4	16	2	1	1	.292
Tatum, D	.197	24	71	8	14	3	0	2	5	0	0	2	7	33	0	1	4	.288
Urbina, M	.218	101	330	48	72	16	2	5	30	2	1	3	56	97	14	6	3	.335
Wingrove, R	.224	21	76	8	17	2	0	5	11	0	0	1	7	17	0	0	0	.298
TEAM TOTAL	.239	130	4202	572	1006	216	30	110	531	29	9	90	467	1112	105	44	115	.326

PITCHER	W	L	ERA	G	GS	CG	SH	SV	IP	H	R	ER	HR	HB	BB	SO	WP	BK	BAA
Bengard, S	1	0	1.17	6	1	0	0	1	23.0	18	4	3	1	1	3	14	0	0	.212
Bischoff, K	5	2	4.05	28	0	0	0	4	40.0	32	18	18	2	5	17	52	7	0	.212
Boadas, M	1	4	6.23	11	8	0	0	0	30.1	31	29	21	2	8	14	39	4	1	.256
Bowen, D	2	10	6.07	18	17	0	0	0	72.2	77	53	49	7	6	26	71	2	3	.266
Carr, J	6	3	4.47	31	7	0	0	0	90.2	94	49	45	9	10	30	67	1	0	.267
Castro, R	2	4	4.05	7	5	0	0	0	33.1	33	19	15	3	0	9	31	1	0	.252
Cavaco, K	0	0	0.00	3	0	0	0	0	2.0	2	0	0	0	0	0	2	0	0	.222
Clayton, M	0	0	21.00	2	0	0	0	0	3.0	9	7	7	2	1	1	0	0	0	.529
Culpepper, C	2	2	2.89	10	9	0	0	0	37.1	29	17	12	1	2	11	43	2	0	.215
Hall, T	0	3	7.85	4	4	0	0	0	18.1	18	16	16	5	3	9	15	1	1	.247
Hamilton, A	0	0	6.75	7	0	0	0	0	6.2	9	8	5	0	1	2	9	2	0	.290
Klein, J	8	3	4.57	22	20	0	0	0	100.1	102	51	51	9	7	38	90	3	0	.261
Labas, A	5	3	5.49	26	0	0	0	0	41.0	42	28	25	11	3	13	36	0	0	.264
Langenberg, T	5	2	3.90	12	11	0	0	0	60.0	60	31	26	7	2	18	60	1	0	.259
Lee, J	1	5	5.27	15	13	0	0	0	56.1	64	37	33	5	5	26	49	5	0	.283
MacLeod, C	3	1	2.77	12	12	0	0	0	48.2	41	20	15	6	2	25	58	2	0	.224
Marcano, R	1	0	2.70	25	0	0	0	1	43.1	34	14	13	1	1	24	41	7	0	.224
Matthews, Z	3	0	1.59	4	4	0	0	0	22.2	17	4	4	1	0	0	28	0	0	.202
Mendez, J	1	1	4.79	33	0	0	0	0	35.2	44	25	19	3	2	15	45	3	1	.291
Mercedes, J	1	3	7.31	20	0	0	0	0	28.1	38	29	23	6	1	10	31	6	0	.309
Morris, A	3	1	2.15	7	7	1	0	0	37.2	35	10	9	2	0	7	43	1	0	.240
Noble, J	0	0	16.20	2	0	0	0	0	3.1	5	6	6	1	0	3	4	1	0	.333
Paredes, M	2	2	1.80	17	3	0	0	2	45.0	37	10	9	1	0	5	45	2	0	.228
Perez, S	0	0	1.80	3	0	0	0	1	5.0	4	1	1	1	0	2	5	1	0	.222
Prielipp, C	0	1	3.26	7	7	0	0	0	19.1	12	10	7	0	1	7	32	1	1	.176
Reed, S	0	0	8.68	14	0	0	0	0	18.2	24	20	18	6	1	13	19	5	0	.320
Santos, N	1	3	4.34	14	0	0	0	3	18.2	16	10	9	1	0	6	18	5	0	.225
Stankiewicz, J	0	0	0.00	1	0	0	0	0	2.0	0	0	0	0	0	0	3	0	0	.000
Velez, R	7	1	2.72	27	0	0	0	7	36.1	26	16	11	2	1	13	51	1	0	.191
Whorff, J	1	2	2.28	10	0	0	0	1	23.2	18	8	6	1	2	4	25	1	0	.207
Wosinski, J	2	3	4.48	34	2	0	0	5	60.1	49	33	30	9	5	32	63	9	0	.217
Yanez, G	4	4	2.26	38	0	0	0	10	55.2	49	20	14	1	3	17	49	4	3	.240
TEAM TOTAL	67	63	4.14	130	130	1	6	35	1119.1	1069	603	515	106	73	400	1138	78	10	.248

MINOR LEAGUES



LOW-A FORT MYERS

FORT MYERS MIGHTY MUSSELS

Florida State League (34th year / 5th in Low-A)

2024 Record: 66-59 (3rd in West)

14400 Six Mile Cypress Parkway


Fort Myers, FL 33912

(239) 768-4210

FAX: (239) 768-4211

Owner/Managing Partner..... John Martin
General Manager/Ballpark Operations..... Judd Loveland
Vice President of Sales & Marketing..... Dan Lauer
Stadium..... William H. Hammond Stadium at Lee Health Sports Complex
Capacity..... 8,730

Manager..... Seth Feldman
Hitting Coaches..... Andrew Parks, Luis Reyes
Pitching Coaches..... Anders Dzurak, Richard Salazar
Athletic Trainers..... Charysse Berkowski, Thaddeus Hayes
Strength and Conditioning Coach..... Matt Anti
Coordinator, Baseball Technology..... Jeremy Miranda



SETH FELDMAN


MANAGER

Born September 3, 1992...is from Platteville, WI...enters his seventh year in the Twins organization and first with Low-A Fort Myers...previously managed the Florida Complex League Twins from 2022-24 and the Dominican Summer League Twins from 2019-21...

on September 3, 2021, the DSL Twins trio of Juan Rojas (4.2 IP, 0 BB, 9 K), Jesús Tovar (W, 2.1 IP, 3 BB, 2 K) and Oscar Paredes (2.0 IP, 0 BB, 2 K) threw a combined no-hitter, defeating the DSL Tigers 7-0...prior to joining the Twins, worked as an assistant coach at his alma mater, Division III the University of Wisconsin-La Crosse from 2016-18, primarily serving as catching instructor while assisting with hitting instruction, recruitment, offseason conditioning, clinics and fundraising...also assisted with maintaining the school's baseball and softball fields...earned his bachelor's degree in sport management and played four years of baseball at UW-La Crosse; the team was the 2015 DIII national runner-up and participated in the 2016 DIII World Series...his individual honors included being named to the WIAC Honor Roll from 2014-16 and the WIAC All-Sportsmanship Team in 2016.

RECORD AS MANAGER

Year	Club	League	W	L	Pct.	Finish
2019	DSL Twins	Dominican Summer	24	40	.375	7th in division
2021	DSL Twins	Dominican Summer	21	38	.356	T-7th in division
2022	FCL Twins	Florida Complex	25	30	.455	4th in division
2023	FCL Twins	Florida Complex	25	29	.463	5th in division
2024	FCL Twins	Florida Complex	28	31	.475	4th in division
Minor League Totals			98	139	.414	



ANDERS DZURAK

PITCHING COACH

Born April 5, 1991...Minneapolis area native who grew up cheering for the Twins...enters his sixth year in the Twins organization and first with Low-A Fort Myers, after previously serving as pitching coach for the FCL Twins from 2023-24 and as rehab pitching coach at the club's Florida complex from 2020-22...

prior to joining the Twins, was a graduate assistant coach at Northern State University (Aberdeen, SD), where he earned his M.S. in education, sport performance and leadership...worked as pitching coach at Division III St. Olaf College (his alma mater) for two seasons and was an assistant coach at the Milwaukee School of Engineering and Macalester College...also served as an assistant coach with the Excelsior American Legion and Wayzata American Legion teams...pitched for St. Olaf from 2009-13, going 16-13 in 47 appearances; graduated with a degree in social studies education.



RICHARD SALAZAR

PITCHING COACH

Born October 6, 1981 in Caracas, VZ...wife, Yessica...daughter, Stephanie Sophia and son, Richard Ignacio...begins his eighth year with the Twins and his third with Fort Myers, after spending 2021-22 as pitching coach with Cedar Rapids...in 2023, the Mighty Mussels led the Florida State League in opponent batting average (.234)...in 2022,

the Kernels ranked third in High-A with a 3.66 team ERA...in 2021, Kernels hurlers led High-A with a 3.88 ERA and ranked fourth with 1,303 strikeouts...was slated to be the pitching coach for Rookie-Elizabethton in 2020 prior to the cancellation of the minor league season...was the pitching coach for Elizabethton in 2019...split 2018 between Double-A Chattanooga and the GCL Twins...pitched for Spain in the 2013 World Baseball Classic, working 5.0 scoreless innings...13th-round draft choice by Baltimore in 2001 out of Miami Dade Community College...pitched six seasons in the Orioles system, going 16-9 with a 3.78 ERA in 180 minor league appearances...also pitched 16 years in the Venezuelan Winter League (appearing in the 2015 Caribbean Series for Venezuela) and 10 seasons of independent ball (2008-17).



LUIS REYES

HITTING COACH

Is from Puerto La Cruz, Venezuela...wife, Chelsie...the couple has a dog, Yadi...enters his fourth season in the Twins organization and second straight as hitting coach with Low-A Fort Myers...previously served as assistant hitting coach with the Mighty Mussels in 2023 and as a Florida Complex League Twins hitting coach in 2022...has

an extensive coaching résumé, particularly at the college level...previously served as hitting/infield coach at Texas A&M International University (2020-21), as hitting/infield coach and director of player development at Northwestern Oklahoma State University (2017-20) and as hitting/infield coach at Murray State (OK) College...also spent a season as head baseball coach at Marietta (OK) High School...he earned his bachelor's degree from Clarke University, where he also served as a volunteer coach, and his master's from Northwestern Oklahoma State.



ANDREW PARKS

HITTING COACH

Pennsylvania native...joins the Twins organization for his first professional coaching post...prior to joining Minnesota, worked at training facilities the Florida Baseball Armory in Lakeland, FL and 108 Performance in Orange County, California...played baseball at Division III Medaille College in Buffalo, NY; studied

communications and graduated in 2019...had a number of positive influences that cultivated his love of baseball and coaching at a young age including his grandfather, a lifelong Brooklyn Dodgers fan.

2024 FORT MYERS FINAL STATISTICS

PLAYER	AVG	G	AB	R	H	2B	3B	HR	RBI	SF	SH	HBP	BB	SO	SB	CS	E	OBP
Aguar, C	.230	42	139	18	32	11	2	5	21	1	0	0	15	45	3	0	2	.303
Amick, W	.222	18	63	9	14	3	0	3	9	1	0	1	12	15	2	0	2	.351
Bender, D	.200	19	60	6	12	2	0	2	8	0	0	1	5	20	1	1	0	.273
Camargo, J	.304	6	23	2	7	1	0	1	4	0	0	0	2	7	1	0	0	.360
Castro, W	.226	22	62	7	14	2	0	1	5	0	0	2	14	23	0	0	5	.385
Chourio, B	.207	84	328	38	68	7	5	2	31	6	1	2	29	104	23	5	2	.271
Clayton, M	.280	35	93	19	26	5	0	2	15	1	0	13	12	24	0	1	5	.429
Cruz, R	.194	27	98	14	19	6	1	0	10	0	0	1	3	32	3	0	7	.225
Culpepper, K	.297	9	37	6	11	3	0	2	9	0	0	1	3	2	2	1	2	.366
Daniel, O	.154	17	52	5	8	3	1	0	1	0	0	0	2	25	1	0	1	.185
DeBarge, K	.235	26	102	14	24	2	3	1	21	0	0	1	12	28	15	3	8	.322
Del Rosario, A	.238	56	147	27	35	5	2	0	13	1	1	3	23	41	25	2	7	.351
Diaw, K	.271	24	85	15	23	3	0	1	6	0	0	3	11	14	4	0	2	.374
Doncon, R	.283	38	138	21	39	13	0	4	19	3	0	1	21	38	3	1	6	.374
Duran, G	.235	30	98	18	23	2	2	3	15	1	0	2	7	42	0	0	3	.296
Eeles, P	.331	34	118	32	39	7	3	3	26	6	0	7	23	27	13	4	2	.448
Elvis, C	.113	21	53	2	6	1	0	0	2	0	0	0	8	29	2	1	4	.230
Ferrer, J	.269	24	78	15	21	8	0	0	9	1	0	8	6	10	6	1	0	.376
Hess, K	.381	12	42	9	16	5	2	2	11	0	0	2	3	7	4	1	0	.447
Houghton, M	.254	84	256	50	65	12	2	4	35	4	0	9	29	89	18	3	4	.346
Jenkins, W	.273	33	121	20	33	6	1	3	33	2	0	0	28	17	4	1	1	.404
Kendle, C	.284	22	67	10	19	6	0	0	11	0	0	1	8	8	2	2	0	.368
Larnach, T	.182	3	11	2	2	1	0	0	3	1	0	0	2	2	0	0	0	.286
Lee, B	.333	5	18	2	6	1	0	0	3	0	0	0	3	3	1	0	0	.429
Lucky, N	.236	37	110	22	26	5	2	5	15	0	1	5	18	47	14	1	8	.368
Martinez, Y	.185	55	162	33	30	4	0	1	19	1	1	13	35	45	5	0	10	.370
McCarthy, R	.233	29	86	16	20	6	0	0	7	0	0	2	15	28	4	2	1	.359
Mercedes, Y	.125	10	40	7	5	1	0	0	3	0	0	2	6	18	3	0	1	.271
Pena, D	.195	36	123	16	24	3	0	3	14	1	0	3	16	32	0	0	4	.301
Pena, I	.185	64	189	26	35	6	1	1	18	2	0	4	38	55	8	2	20	.330
Rodriguez, E	.000	1	3	0	0	0	0	0	0	0	0	0	1	1	0	0	1	.250
Rodriguez, J	.178	43	163	15	29	8	0	5	23	3	0	1	12	65	1	0	3	.235
Rosario, K	.400	2	5	2	2	0	0	2	3	0	0	0	3	0	0	0	0	.625
Ruiz, P	.265	71	253	35	67	21	0	4	36	4	0	5	38	50	3	1	10	.367
Sabato, A	.067	5	15	1	1	0	0	0	0	0	0	0	8	9	0	0	1	.391
Thomason, J	.213	23	75	13	16	2	0	2	7	0	0	0	10	16	1	1	3	.306
Wingrove, R	.264	45	159	25	42	11	1	8	34	1	0	3	24	40	0	1	4	.369
Winokur, B	.249	94	362	60	90	19	3	14	54	4	0	10	34	115	23	6	18	.327
TEAM TOTAL	.235	125	4034	632	949	201	31	84	553	44	4	106	539	1173	195	41	170	.337

PITCHER	W	L	ERA	G	GS	CG	SH	SV	IP	H	R	ER	HR	HB	BB	SO	WP	BK	BAA
Becerra, C	0	0	0.00	2	0	0	0	0	3.2	3	1	0	0	0	3	4	1	0	.231
Bengard, S	7	2	1.64	13	7	0	0	0	60.1	50	15	11	3	1	11	58	1	1	.222
Bloor, K	1	1	1.29	4	0	0	0	0	7.0	4	1	1	0	1	2	3	0	0	.174
Bohorquez, A	0	0	2.20	6	5	0	0	0	16.1	8	4	4	0	1	10	21	3	1	.143
Bonilla, J	1	1	7.83	19	0	0	0	3	23.0	23	22	20	3	3	18	27	4	1	.253
Bragg, K	0	0	1.08	6	0	0	0	1	8.1	5	2	1	0	2	5	9	0	0	.185
Castro, R	4	2	3.72	8	5	0	0	1	29.0	20	14	12	3	1	10	39	1	1	.196
Clayton, M	0	0	0.00	2	0	0	0	0	2.0	0	0	0	0	1	1	1	0	0	.000
Cleto, T	1	1	4.96	13	1	0	0	1	16.1	10	11	9	1	2	10	16	4	1	.169
Dunn, T	1	5	6.46	19	16	0	0	0	61.1	68	50	44	8	1	30	60	2	4	.273
Ethridge, B	3	1	3.84	34	0	0	0	1	65.2	57	41	28	10	2	26	49	4	1	.230
Hall, T	4	0	4.44	15	9	0	0	0	46.2	44	31	23	3	7	19	59	2	0	.243
Hamilton, A	6	7	4.65	35	0	0	0	9	50.1	39	29	26	4	7	24	61	7	0	.212
Headrick, B	0	0	0.00	1	1	0	0	0	1.1	2	0	0	0	1	1	0	0	0	.333
Holiday, A	1	1	7.63	14	1	0	0	0	15.1	13	15	13	0	0	26	21	2	0	.220
Houghton, M	0	0	0.00	1	0	0	0	0	0.1	0	0	0	0	0	1	0	0	0	.000
Jones, K	0	0	0.00	1	1	0	0	0	3.0	0	0	0	0	0	0	4	0	0	.000
Kirby, D	1	0	5.40	6	0	0	0	0	13.1	9	8	8	0	2	10	20	4	0	.200
Langenberg, T	3	3	3.38	9	9	0	0	0	48.0	46	23	18	1	3	12	56	2	0	.251
Lares, C	3	4	4.56	19	19	0	0	0	81.0	88	56	41	8	20	28	77	7	3	.272
Lee, J	2	1	2.35	6	4	0	0	0	23.0	16	7	6	1	1	9	29	0	0	.198
Lewis, C	0	0	0.00	1	1	0	0	0	3.0	1	0	0	0	0	1	3	0	0	.100
Maldonado, C	1	1	2.70	10	0	0	0	0	13.1	10	6	4	0	1	6	15	1	0	.213
Mercedes, J	1	1	2.89	13	0	0	0	0	18.2	14	8	6	0	2	11	22	1	0	.209
Moreno, D	1	1	3.65	17	0	0	0	0	24.2	23	15	10	0	3	18	24	5	2	.242
Narvaez, A	0	0	5.63	4	4	0	0	0	8.0	7	5	5	3	0	4	10	0	0	.233
Noble, J	8	2	4.78	32	1	0	0	3	58.1	55	38	31	11	6	30	72	6	1	.248
Oliveras, J	2	3	3.33	13	10	0	0	0	46.0	42	20	17	0	1	19	47	2	1	.240
Paredes, M	0	1	4.50	1	0	0	0	0	2.0	4	2	1	0	0	0	3	0	0	.400
Pasqualotto, P	3	8	6.66	26	8	0	0	2	75.2	96	64	56	9	6	29	76	6	5	.300
Perez, S	2	1	2.54	35	1	0	0	2	67.1	52	24	19	3	2	22	77	5	1	.208
Prielipp, C	0	0	0.00	1	1	0	0	0	2.0	1	0	0	0	0	0	3	0	0	.167
Reyes, W	3	2	3.67	25	0	0	0	2	41.2	33	25	17	2	1	20	49	4	1	.210
Santos, N	6	2	2.39	29	0	0	0	8	49.0	35	17	13	1	3	20	62	6	1	.191
Soto, C	1	7	5.23	21	20	0	0	0	74.0	78	52	43	6	7	33	87	4	0	.271
Stasiowski, T	0	0	4.50	3	0	0	0	0	4.0	1	2	2	1	0	3	4	0	1	.077
Topa, J	0	0	0.00	1	0	0	0	0	1.0	0	0	0	0	0	1	1	0	0	.000
Weiss, Z	0	0	0.00	2	0	0	0	0	3.0	1	0	0	0	0	1	0	0	0	.111
Whitaker, L	0	1	2.25	2	0	0	0	0	4.0	4	3	1	1	0	0	5	0	0	.222
Winder, J	0	1	9.82	2	1	0	0	0	3.2	7	4	4	0	0	0	8	0	0	.389
TEAM TOTAL	66	59	4.13	125	125	0	7	33	1074.2	969	615	493	82	88	474	1182	84	26	.237



FLORIDA COMPLEX LEAGUE

FLORIDA COMPLEX LEAGUE TWINS

Rookie (34th year)

2024 Record: 28-31 (4th in South)

14110 Six Mile Cypress Parkway
Fort Myers, FL 33912
(239) 533-7640
FAX: (239) 485-2448

Stadium Bill Smith Field at Lee Health Sports Complex
Manager Nico Giarratano
Pitching Coaches Erick Julio, Chris Powell, Dan Urbina
Hitting Coaches Emilio Guerrero, Collin McBride
Rehab Pitching Coach Carter Kessinger
Development Coaches Jairo Rodriguez, Tristan Toorie
Athletic Trainers Stevie Blackburn-Lazalde, Tyler Blair
Strength & Conditioning Coaches Carly Beaver, Chris Collins

Rehab Strength & Conditioning Coach John Gentile
Physical Therapists Nick Coberly, Danny DiGregorio
Physical Therapists Danielle Honnette
Coordinator, Baseball Technology - Amateur Scouting Kevin Marable
Fellows, Baseball Technology Patricio de la Guardi, Jared Kahn
Fellows, Baseball Technology Logan Nieves
Minor League Equipment Manager Matt Cheesman
Assistant Minor League Clubhouse Manager Jimmy Couto
Staff listing includes additional Complex staff



NICO GIARRATANO MANAGER

Born December 15, 1994 in San Francisco, CA...enters his third season in the Twins organization and first in a managing role...spent 2023-24 as a

development coach at the club's Florida complex...previously managed the Seattle Mariners' Dominican Summer League affiliate in 2022...led the DSL Mariners to a 32-27 record and fifth-place finish in the DSL South...prior to coaching, played four seasons of college baseball at the University of San Francisco, where he majored in business administration...was selected by the San Francisco Giants in the 24th round of the 2017 MLB First-Year Player Draft and spent three seasons in the minors in the Giants and Athletics systems, reaching High-A...finished his playing career with Durango of the Mexican League in 2021, hitting .249 (45-for-181) with eight doubles, one home run, 21 RBI and 17 runs scored in 61 games...was in Ravenna, Italy to play baseball when the COVID pandemic hit in force in March 2020 and was barely able to return home before international flights ceased.

RECORD AS MANAGER

Year	Club	League	W	L	Pct.	Finish
2024	DSL Mariners	Dominican Summer	32	27	.542	5th in division
Minor League Totals			32	27	.542	



ERICK JULIO PITCHING COACH

Born September 22, 1996 in Cartagena, Colombia...enters his fourth season with the Twins and second working at the club's Florida complex...spent the last two seasons as a pitching coach at Minnesota's Dominican Republic academy (2023-24)...originally joined the Twins for his first professional coaching assignment as a

Florida Complex League pitching coach for the 2022 season, after ending his playing career...he was signed by Colorado as a free agent in 2013 and played six seasons in the minors in the Rockies and Angels systems...went 17-31 with a 4.50 ERA (438.0 IP, 219 ER), 128 walks and 359 strikeouts from 2014-21...was on Colombia's national team roster for the 2021 WBSC Baseball Americas Qualifier in Florida but did not pitch.



CHRIS POWELL PITCHING COACH

Born September 21, 1992 in Upland, CA...enters his second season with the Twins organization and second as a Florida Complex League pitching coach...joined the Twins in 2024 as the next step in a lengthy professional pitching and coaching career...spent several years working for Major League Baseball as a pitching trainer/coordinator

at the Urban Youth Academy in Compton, CA and as an assistant pitching coach with the 2023 MLB Diversity Pipeline program in Glendale, AZ...also worked as a private instructor at Fully Functional Baseball, LLC in Rancho Cucamonga, CA and as a pitching coach at Troy High School in Fullerton, CA...began coaching after pursuing a pitching career from 2013-18...was selected by the Los Angeles Dodgers in the 39th round of the 2015 First-Year Player Draft out of California Polytechnic State University, Pomona and spent three seasons in the minors, advancing as high as Double-A...also spent one season with Adelaide of the Australian Baseball League (2017-18) and pitched in the independent ranks with Sioux City and Gary of the American Association, Martinez of the Pacific Association and Schaumburg of the Frontier League.



DAN URBINA PITCHING COACH

Born November 13, 1974 in Caracas, VZ...wife, Alexay...five children (Dan Jr., Daneirs, Darién, Derek and Danna)...enters his seventh season in the Twins organization...was pitching coach with Triple-A St. Paul in 2024 and pitching coach with Double-A Wichita from 2022-23...also served as a pitching coach for the club's Florida

Complex League and Low-A Fort Myers affiliates in 2021 and Dominican Summer League affiliate in 2019...was slated to be part of the Gulf Coast League Twins coaching staff in 2020 prior to the cancellation of the minor league season...was a pitching coach in the Pittsburgh organization for 18 seasons, first with the VSL Pirates (2001-11) and then with the DSL Pirates (2012-18)...also pitched three minor league seasons (1995-97) in the Los Angeles Dodgers organization, reaching Double-A.



CARTER KESSINGER REHAB PITCHING COACH

Born February 5, 2001...southern California native joins the Twins as complex rehab pitching coach, his first role in the professional ranks after graduating from Yale University in 2024 with a bachelor's degree in economics and a certificate in statistics and data science...was a four-year member of the Bulldogs baseball team and

spent time as the team's director of analytics...also worked as a pitching coach at Notre Dame High School in Sherman Oaks, CA, his alma mater...served as a pitching development intern at Cressey Sports Performance in Palm Beach Gardens, FL in 2023; coached and conducted research as part of his role.

FLORIDA COMPLEX LEAGUE

FCL TWINS AND COMPLEX COACHES, CONTINUED



EMILIO GUERRERO
HITTING COACH


Born August 21, 1992 in San Pedro De Macoris, Dominican Republic...wife, Megan, is a photographer specializing in weddings and special events...the couple has a son, Mateo, and is expecting their second child in 2025...enters his fourth season with the Twins as FCL hitting coach...former infielder signed with the Toronto Blue Jays in 2011 and

spent eight years in the Toronto system from 2011-19, advancing as high as Double-A...named a Florida State League Midseason All-Star in 2016 with Dunedin...in 2017, a video of him doing the splits while playing first base went semi-viral...overall batted .259 (502-for-1938) with 111 doubles, 14 triples, 39 home runs and 245 RBI in 542 games...Toronto also tried to convert him into a pitcher from 2018-19; he never pitched in the minors due to injury...also played in 43 games for the New Jersey Jackals of the independent Can-Am League in 2019.



COLLIN McBRIDE
HITTING COACH

Born December 19, 1994 in Waterloo, WI...has a dog named Toulou...enters his third season in the Twins organization, after serving as hitting coach for the Florida Complex League Twins in 2023 and as development coach for Low-A Fort Myers in 2024...spent 2022 as hitting coach for the Texas Rangers' Low-A affiliate the Down East Wood Ducks...before joining the professional ranks, spent three seasons as strength and conditioning/hitting coach at the College of Central Florida in Ocala...before becoming a coach, was a first baseman and outfielder at Northwestern College in Orange City, Iowa, where he earned his bachelor's degree in exercise science/strength and conditioning...also co-owns Thundercat Sports Academy, a youth baseball and softball facility in Lake Mills, Wisconsin.



JAIRO RODRIGUEZ
DEVELOPMENT COACH

Born August 24, 1988 in Acarigua, Venezuela...enters his 17th year in the Twins organization as a minor league player or coach...served as hitting and development coach with High-A Cedar Rapids in 2024...also was a hitting coach with the Dominican Summer League Twins in 2023...spent 2017-19 tutoring hitters for the DSL Twins...was

due to be the hitting coach of the DSL Twins in 2020 prior to the cancellation of the minor league season...beginning in 2006 with the VESL Cubs/Twins, former catcher played 10 seasons of professional ball in the Minnesota organization, topping out with Triple-A Rochester in 2013...his last season of affiliated play came in 2016, with Double-A Chattanooga.



TRISTAN TOORIE
DEVELOPMENT COACH

Born July 8, 1988 in Queens, NY...resides in Anderson, SC with his wife, Erin, twin daughters, Nailah and Amelia, and son, Emmitt...enters his third season with the Twins, after serving in the same role in 2023 and 2024...prior to joining the Twins, held several coaching roles with Anderson University (SC) from 2019-2022, including hitting coach, infield coach, third base coach and recruiting coordinator...from 2018-19, worked at Erskine College (SC), where he served as recruiting coordinator, hitting coach, catching coach and third base coach...was recruiting coordinator, hitting coach, infield coach and third base coach at Alcorn State University (MS) from 2017-18...was assistant coach at Eastern Kentucky University from 2016-17, where he held several roles including defensive coordinator, outfield coach and first base coach...spent 2014-16 coaching at Presbyterian College (SC), where he was catching coach, assistant hitting coach and first base coach...earned his bachelor's degree from Augusta State University (GA), where he played first base...began his coaching career in 2013-14 with the St. Cloud Rox of the Northwoods League, working in a variety of roles including hitting coach and third base coach.

2024 FCL TWINS FINAL STATISTICS

PLAYERS	AVG	G	AB	R	H	2B	3B	HR	RBI	SF	SH	HBP	BB	SO	SB	CS	E	OBP
Acuna, B.	.255	37	106	14	27	6	0	0	9	0	0	4	27	36	5	3	12	.423
Bass, J.	.276	51	156	25	43	7	2	1	26	1	0	0	17	36	8	5	1	.345
Camargo, J.	.667	1	3	1	2	1	0	0	1	0	0	1	1	1	0	0	0	.800
Castro, A.	.204	36	113	16	23	4	0	4	25	1	0	4	16	41	5	3	1	.321
Chivilli, H.	.207	46	135	23	28	10	0	0	11	2	0	5	17	48	15	6	15	.314
Daniel, O.	.194	27	62	18	12	3	0	1	6	1	0	1	9	24	7	1	3	.301
Del Rosario, A.	.118	5	17	2	2	1	0	0	0	0	0	0	3	6	3	1	0	.250
Duran, G.	.030	14	33	2	1	0	0	0	0	4	2	0	1	7	13	0	0	.209
Elvis, C.	.174	8	23	3	4	1	0	0	2	1	0	0	2	8	0	0	0	.231
Gonzalez, G.	.250	5	20	2	5	0	0	1	2	0	0	1	1	0	0	1	0	.318
Grant, H.	.149	25	67	9	10	2	0	0	8	0	0	0	11	23	2	1	3	.269
Herrera, Y.	.226	45	106	16	24	3	1	2	14	1	0	2	31	35	7	6	8	.407
Jenkins, W.	.393	9	28	7	11	3	1	0	7	1	0	0	8	2	3	0	0	.514
Lee, B.	.450	5	20	5	9	2	0	0	2	0	0	0	1	2	0	0	0	.476
Lopez, M.	.115	26	52	9	6	0	0	2	9	0	0	1	15	26	0	2	5	.324
Mercedes, Y.	.331	51	169	34	56	18	2	6	24	0	0	2	24	39	18	5	2	.421
Nova, A.	.211	29	71	8	15	2	2	1	7	0	0	1	8	15	0	1	2	.300
Pena, D.	.282	36	117	25	33	4	1	3	18	2	0	2	19	9	4	2	6	.386
Pena, D.	.308	9	26	5	8	2	0	1	5	0	0	0	6	6	0	0	3	.438
Pena, R.	.360	33	86	10	31	8	0	1	12	0	0	2	18	21	1	0	9	.481
Rivero, G.	.148	15	27	3	4	2	0	0	0	0	0	2	4	9	0	0	3	.303
Rodriguez, F.	.286	2	7	1	2	2	0	0	2	0	0	0	1	3	0	0	0	.375
Roman, J.	.302	31	96	9	29	6	1	0	11	0	0	2	7	21	0	0	3	.362
Vasquez, A.	.317	22	60	8	19	3	0	0	10	0	1	2	4	8	1	0	0	.379
TEAM TOTAL	.253	59	1600	255	404	90	10	23	215	12	1	33	257	432	79	37	81	.365

PITCHER	W	L	ERA	G	GS	CG	SH	SV	IP	H	R	ER	HR	HB	BB	SO	WP	BK	BAA
Bloor, K.	0	1	10.80	6	1	0	0	0	6.2	12	8	8	0	0	2	5	1	0	.387
Bohorquez, A.	2	3	3.68	10	7	0	0	0	36.2	23	18	15	2	1	17	41	2	1	.174
Cleto, T.	1	1	3.72	4	2	0	0	0	9.2	7	4	4	1	0	6	9	1	0	.212
Cordero, M.	1	2	6.97	12	1	0	0	1	31.0	37	31	24	2	3	13	26	3	4	.303
Cota, J.	1	2	7.04	7	6	0	0	0	15.1	15	12	12	0	3	10	9	1	0	.268
Crisostomo, A.	1	0	7.13	14	0	0	0	0	17.2	14	15	14	0	2	22	26	6	1	.222
De Jesus, Y.	1	1	1.08	11	1	0	0	0	25.0	17	10	3	0	0	16	21	3	1	.177
Garcia, J.	2	1	1.50	6	5	0	0	0	18.0	13	5	3	1	0	0	16	1	1	.194
Helwig, M.	2	0	0.00	6	0	0	0	1	11.2	4	1	0	0	0	3	4	0	0	.108
Huffman, A.	0	1	2.70	2	0	0	0	0	3.1	4	3	1	0	0	2	3	1	0	.267
Jones, K.	0	0	0.00	2	2	0	0	0	5.0	1	0	0	0	0	1	7	0	0	.063
King, J.	0	0	13.50	1	1	0	0	0	0.2	1	1	1	0	0	3	1	0	0	.333
Kirby, D.	2	1	2.55	11	0	0	0	3	24.2	25	10	7	0	2	8	31	6	0	.260
Lewis, C.	0	0	1.80	2	2	0	0	0	5.0	2	1	1	0	0	2	7	0	0	.125
Machuca, F.	2	2	3.00	8	2	0	0	0	18.0	14	8	6	1	3	10	17	2	1	.212
Maldonado, C.	2	0	2.04	14	1	0	0	5	17.2	14	8	4	0	2	5	18	3	1	.203
Narvaez, A.	2	3	5.72	10	6	0	0	0	39.1	47	35	25	1	1	12	41	2	5	.288
Oliveras, J.	0	0	9.64	2	2	0	0	0	4.2	5	6	5	1	0	3	4	0	0	.250
Plutko, A.	0	0	0.00	1	1	0	0	0	1.0	1	1	0	0	0	0	1	0	0	.200
Prielipp, C.	0	0	0.00	1	1	0	0	0	2.0	1	0	0	0	1	0	6	0	0	.143
Questad, D.	2	4	10.48	12	9	0	0	0	28.1	35	37	33	4	0	29	39	2	1	.289
Reyes, W.	0	0	0.00	7	0	0	0	3	7.2	4	0	0	0	1	1	12	0	0	.143
Rocha, L.	2	1	4.30	10	5	0	0	0	29.1	34	18	14	3	0	16	31	1	0	.281
Soriano, E.	2	5	7.45	13	3	0	0	0	29.0	35	26	24	0	3	22	31	6	2	.313
Stone, M.	1	0	3.00	3	0	0	0	0	3.0	3	2	1	0	0	2	6	1	0	.250
Ventura, F.	2	2	6.47	14	0	0	0	1	32.0	44	27	23	3	1	10	31	2	2	.328
Weiss, Z.	0	0	0.00	1	1	0	0	0	1.0	0	0	0	0	0	1	2	0	0	.000
TEAM TOTAL	28	31	4.80	59	59	0	5	14	423.1	412	287	226	19	23	216	445	44	20	.251

DOMINICAN REPUBLIC BASEBALL ACADEMY



DOMINICAN SUMMER LEAGUE TWINS

Dominican Summer League
2024 Record: 30-25 (4th in South)

Academia de Minnesota Twins
Kilómetro 2 carretera de Jubey
Boca Chica
Santo Domingo Este

2025 DOMINICAN ACADEMY STAFF

Manager.....Rafael Martinez
Hitting Coach.....Steven Cardona
Hitting Coach.....Carlos Lara
Pitching Coach.....Dylan Hawley
Pitching Coach.....Alex Wright
Infield Coach.....Ruben Santana
Head Athletic Trainer.....Camille Pacheco
Athletic Trainer.....Carlos Frias
Athletic Trainer.....Wladimir Morales
Latin American Strength & Conditioning Coordinator.....Juan Carlos Pinto
Strength & Conditioning Coach.....Miguel Cabrera
Strength & Conditioning Coach.....Serena Dahring
Coordinator, Baseball Technology Dominican Republic.....José Miguel

Manager, Dominican Academy Operations.....Francisco Solano
Assistant, Academy Administrator.....Carlos Naut
Academy Administration Assistant.....Julissa Marte
Specialist, Language & Continuing Education.....Pierre Jacotin
Clubhouse Manager.....Jose Carrion
Clubhouse Assistant.....Kelvin Pantaleon
Maintenance Lead.....Wilkin Mora
Maintenance Assistant.....Cristián Balbuena
Driver.....Raymond Perez
Kitchen and Housekeeping Provider.....ELEVER
Education Platform.....DAWERE
Education Provider.....ENTRENA
English Language Services Provider.....Instituto Cultural Dominicano Americano

2024 DSL FINAL STATISTICS

PLAYER	AVG	G	AB	R	H	2B	3B	HR	RBI	SF	SH	HBP	BB	SO	SB	CS	E	OBP
Beltre, E.	.326	43	144	33	47	9	0	11	36	2	0	7	28	43	10	4	6	.453
De Los Santos, D.	.301	47	176	37	53	11	1	5	38	2	0	7	18	63	17	7	17	.384
Dominguez, R.	.272	37	125	23	34	7	0	2	17	4	0	2	12	21	2	1	7	.336
Fragoza, I.	.259	41	116	36	30	5	1	1	19	1	0	16	22	35	21	3	0	.439
Fuenmayor, D.	.212	12	33	4	7	2	0	0	2	0	0	4	5	9	2	1	1	.381
Hernandez, M.	.276	48	156	40	43	4	6	2	30	3	0	3	28	30	36	2	3	.389
Hernandez, Y.	.293	23	75	12	22	4	2	1	14	1	0	4	5	23	8	5	0	.365
Leal, V.	.230	42	126	20	29	4	0	3	15	1	0	6	21	15	4	4	7	.364
Medina, A.	.228	32	92	19	21	2	1	0	11	1	0	4	13	34	7	2	2	.345
Nunez, I.	.299	27	67	15	20	6	1	2	18	0	0	4	15	10	6	1	6	.453
Paez, R.	.263	36	99	26	26	4	3	2	14	1	0	1	20	26	4	4	1	.388
Rodriguez, L.	.141	31	71	12	10	2	0	0	4	1	0	0	20	20	11	2	2	.326
Silva, C.	.216	38	116	22	25	9	0	1	21	1	0	2	24	24	2	2	4	.357
Sosa, G.	.222	18	36	10	8	1	0	0	2	0	0	7	8	14	7	1	4	.451
Urbina, N.	.243	37	111	30	27	5	2	1	11	0	0	2	19	29	9	3	7	.364
Velazquez, R.	.242	22	62	12	15	3	0	0	11	3	0	1	5	12	3	1	3	.296
TEAM TOTAL	.260	55	1605	351	417	78	17	31	263	21	0	70	262	408	143	43	79	.383

PITCHER	W	L	ERA	G	GS	CG	SH	SV	IP	H	R	ER	HR	HB	BB	SO	WP	BK	BAA
Cafe, N.	0	0	8.79	11	0	0	0	0	14.1	12	17	14	1	4	26	19	12	1	.226
Carranza, A.	1	1	7.53	10	2	0	0	0	14.1	13	15	12	1	6	13	13	4	0	.241
Castillo, R.	1	1	19.06	6	0	0	0	0	5.2	7	12	12	0	3	12	8	7	1	.318
Cepeda, E.	0	0	27.00	3	2	0	0	0	2.1	7	8	7	1	2	1	2	1	0	.500
Chacon, A.	0	4	5.72	10	9	0	0	0	28.1	39	25	18	2	3	13	19	1	0	.315
Compres, M.	2	2	14.25	13	0	0	0	1	12.0	6	24	19	1	6	24	14	9	1	.150
Garcia, E.	2	0	7.14	13	2	0	0	0	29.0	30	30	23	2	8	23	21	10	0	.268
Hernandez, C.	0	3	4.01	7	6	0	0	0	24.2	15	14	11	1	2	17	37	7	0	.170
Herrera, F.	2	0	3.20	15	0	0	0	3	19.2	25	14	7	1	1	9	18	8	0	.313
Manzueta, D.	1	1	8.68	12	0	0	0	0	9.1	13	11	9	0	8	17	11	7	0	.325
Montano, O.	0	0	9.00	1	1	0	0	0	1.0	2	1	1	0	0	1	0	1	0	.500
Nunez, I.	0	0	0.00	1	0	0	0	0	1.1	0	0	0	0	0	1	2	0	0	.000
Pulido, S.	4	0	5.03	13	0	0	0	1	19.2	19	11	11	1	6	4	14	2	0	.260
Ramos, A.	5	3	5.58	12	0	0	0	0	30.2	28	21	19	1	1	16	33	3	2	.235
Rodriguez, M.	3	3	2.72	11	8	0	0	0	46.1	39	15	14	2	4	12	48	6	1	.225
Rodriguez, N.	0	1	4.97	10	0	0	0	0	12.2	12	7	1	5	12	13	2	0	0	.261
Rojas, S.	0	1	4.02	11	10	0	0	0	40.1	35	22	18	3	3	27	41	6	0	.238
Rondon, L.	1	1	5.40	9	7	0	0	0	31.2	31	21	19	1	8	12	28	3	3	.256
Roque, Y.	0	2	6.93	10	3	0	0	0	24.2	31	26	19	1	2	29	33	8	0	.295
Vasquez, J.	4	0	4.99	11	3	0	0	0	30.2	30	19	17	2	4	15	45	7	0	.250
Velazquez, R.	0	0	5.40	1	0	0	0	0	1.2	1	1	1	1	0	1	0	0	0	.200
Ventura, A.	3	1	1.10	10	0	0	0	1	16.1	11	3	2	0	1	2	13	3	1	.193
Villanueva, R.	1	1	15.00	3	2	0	0	0	3.0	7	5	5	0	0	0	2	1	0	.538
TEAM TOTAL	30	25	5.68	55	55	0	1	6	419.2	413	327	265	23	77	287	434	108	10	.256

MINOR LEAGUES

DOMINICAN REPUBLIC DEVELOPMENT ACADEMY

FACTS AND CONSTRUCTION PROJECT HISTORY...

- Located in Boca Chica, Dominican Republic.
- Twins and Phillies entered agreement in 2014 to purchase land and construct a dual academy.
- In 2015, the Twins and Phillies purchased 45 acres of property combined; land cost was \$9.00/sq meter, which equates to approximately \$1.8M combined cost.
- General Contractor: Elmufdi Construction Co (Juan Elmufdi/owner); La Romana, DR.
- Architect: JMF Associates (Jose Mella/owner); Santo Domingo, DR.
- In July 2015, the Phillies and Twins broke ground on acquired property.
- In January 2017, both academies were completed.
- Total cost for dual academy was approximately \$18M (\$9M per club).

TWINS HISTORY IN DOMINICAN ACADEMIES

1998-99	Hermanos Alou Field, Santo Domingo
2000-01	Cotui
2002-03	Santana
2004-14	Baseball City, Boca Chica
2015-24	Las Americas, Boca Chica

TWINS ACADEMY CONSISTS OF THE FOLLOWING...

- 18,000-square-foot Administrative/Clubhouse/Training Facility consisting of seven administrative offices (200 sf each), two conference rooms (450 sf each), video coaching room (235 sf), staff locker room (550 sf), player locker room (1,650 sf), weight room (1,950 sf), training room (1,000 sf) and hydrotherapy room (320 sf), plus two equipment rooms and a laundry room.
- 17,500-square-foot Dormitory/Classroom/Recreational Facility that houses up to 78 players and 10 staff. It includes a dining room (1,235 sf), entertainment room (1,300 sf), TV room (720 sf), computer lab with 14 computer stations (635 sf) and two classrooms (975 sf each).
- Observation tower overlooking three full playing fields, including 14 bullpen mounds.
- 8,500-square-foot covered batting cage facility, including four batting tunnels and up to 12 pitching mounds.
- 60-yard agility field.

TWINS/PHILLIES SHARE THE FOLLOWING COMMON FACILITIES...

- Dining/kitchen facility located in the center of both academies. Both clubs have individual dining rooms separate from each other. One large commercial kitchen is located between the two dining rooms and is jointly operated by the clubs.
- Auditorium (11,000 sf) consisting of 98 seats in tiered, theater-style design with full audio-visual capabilities.
- Maintenance building for field maintenance equipment and staff, including two offices and dormitory facilities for field maintenance, kitchen and housekeeping staff.

FACILITY AMENITIES IN DETAIL...

- Academy consists of approximately 50,000 total square feet in building capacity.
- Weight Room floor space includes all new, state-of-the-art equipment and an outdoor medicine ball workout area. Same conditioning equipment that is used in Fort Myers and at Target Field in Minneapolis.
- Training Room includes adjacent private hydrotherapy room with three whirlpools plus office space for Athletic Training and Strength & Conditioning staff.
- One large classroom plus a computer lab with 13 work stations. This greatly supports the club's ESL efforts and general educational programming.
- Player entertainment area includes a TV room, living room, and recreation room with pool tables, ping pong tables, domino tables and video game areas.
- Administrative offices include four administrative offices and three offices for field staff plus a reception area with seating for visitors.
- Conference rooms include one for the administrative staff and guests, and a separate room for the field staff.
- Player Locker Room/Clubhouse has 67 lockers plus an additional private room with 11 lockers for visiting tryout players.
- Staff Locker Room area includes 15 lockers with private shower/toilet facility, plus additional four lockers and private shower/toilet room for manager and coordinators.
- Dining Room has 10 tables and a capacity to feed 80 people at a time.

TECHNOLOGY & IT INFRASTRUCTURE...

- The Academy contains state-of-the-art-technology, wifi throughout and high-tech video systems for player instruction.
- High-speed fiber optic cable/internet service.
- Closed Circuit Security Camera system.
- Fully integrated phone system with direct connect to Minnesota and Fort Myers extensions/landlines.
- Video Coaching system includes the BATS program with CF, 1B, 3B and high-home camera capabilities on the game field, pitching development mounds and batting cages. Cameras have a direct feed into a Video Coaching room that will include nine computer work stations.

2025 FULL-SEASON MINOR LEAGUE SCHEDULES

AAA - ST. PAUL	AA - WICHITA	A+ - CEDAR RAPIDS	A - FORT MYERS
3/28-30.....IND	4/4-6.....@SPR	4/4-6.....@WIS	4/4-6.....@PMB
4/1-6.....@COL	4/8-13.....MID	4/8-13.....BEL	4/8-13.....TAM
4/8-13.....@OMA	4/15-20.....@TUL	4/15-20.....@PEO	4/15-20.....BRA
4/15-20.....@IOW	4/22-27.....SPR	4/22-27.....WIS	4/22-27.....@CLE
4/22-27.....IND	4/29-5/4.....@FRI	4/29-5/4.....@SB	4/29-5/1.....JUP
4/29-5/4.....@COL	5/6-11.....@NWA	5/6-11.....@BEL	5/2-4.....@TAM
5/6-11.....BUF	5/13-18.....@ARK	5/13-18.....@PEO	5/13-18.....@JUP
5/13-18.....@IOW	5/20-25.....@SA	5/20-25.....@FW	5/20-25.....@LAK
5/20-25.....NOR	5/27-6/1.....TUL	5/27-6/1.....@LC	5/27-29.....BRA
5/27-6/1.....@OMA	6/3-8.....@NWA	6/3-8.....@WIS	5/30-6/1.....@TAM
6/3-8.....@SWB	6/10-15.....@CC	6/10-15.....@PEO	6/3-8.....@PMB
6/10-15.....@IND	6/17-22.....@ARK	6/17-22.....@BEL	6/10-15.....@DUN
6/17-22.....TOL	6/24-29.....@SPR	6/24-29.....@SB	6/17-22.....LAK
6/24-29.....LOU	7/1-3.....@TUL	7/1-6.....@QCO	6/24-29.....@TAM
7/1-6.....@GWI	7/4-6.....TUL	7/8-13.....@PEO	7/1-3.....@BRA
7/8-13.....@IOW	7/8-13.....@SA	7/18-20.....WIS	7/4-6.....BRA
7/18-20.....@LOU	7/18-20.....@SPR	7/22-27.....FW	7/8-13.....@CLE
7/22-27.....WOR	7/22-27.....FRI	7/29-8/3.....@LAN	7/18-20.....DAY
7/29-8/3.....@TOL	7/29-8/3.....@AMA	8/5-10.....@WM	7/22-24.....@LAK
8/5-10.....@IOW	8/5-10.....@NWA	8/12-17.....@QC	7/25-27.....LAK
8/12-17.....@OMA	8/12-17.....@SPR	8/19-24.....@SB	7/29-31.....@BRA
8/19-24.....@RR	8/19-24.....@MID	8/26-31.....@BEL	8/1-3.....DUN
8/26-31.....@TOL	8/26-31.....@ARK	9/2-7.....@QC	8/5-10.....CLE
9/2-7.....@LOU	9/2-7.....TUL		8/12-17.....@DAY
9/9-14.....COL	9/9-14.....@CC		8/19-24.....TAM
9/16-21.....@MEM			8/26-31.....@DUN
			9/2-7.....SLC

MILB HOME AND VISITING CLUBHOUSE MANAGERS OF THE YEAR WICHITA WIND SURGE: NATE SINNOTT – HOME & TRENT JOHNSON – VISITING



In November 2024, Minor League Baseball announced its 2024 Home and Visiting Clubhouse Managers of the Year for all full season minor leagues. Wichita Wind Surge swept both awards, with Nate Sinnott (left) winning for his work on the home side and Trent Johnson (right) earning the award for his work on the visiting side.

Sinnott has spent 18 seasons in the minors, working as a clubhouse manager for 14 of those. The Eldridge, Iowa native joined Wichita in 2023 and previously worked for the Twins organization with Cedar Rapids.

Johnson has been with the Wind Surge since 2023, overseeing the visiting clubhouse for three seasons. The Wichita native previously worked in football operations at Butler Community College.

MINOR LEAGUES

TWINS MINOR LEAGUE AFFILIATE HISTORY

TRIPLE-A	DOUBLE-A	CLASS-A ADVANCED	CLASS-A	ROOKIE ADVANCED	ROOKIE
St. Paul, 2021- Rochester, 2003-20 Edmonton, 2001-02 Salt Lake, 1994-00 Portland, 1987-93 Toledo, 1978-86 Tacoma, 1972-77 Portland, 1971 Evansville, 1970 Denver, 1965-69 Atlanta, 1964 Dallas-FW, 1963 Vancouver, 1962 Syracuse, 1961	Wichita, 2021- Pensacola, 2019-20 Chattanooga, 2015-18 New Britain, 1995-2014 Nashville, 1992-94 Orlando, 1973-91 Charlotte, 1962-72 Nashville, 1961	Cedar Rapids, 2021- Fort Myers, 1991-20 Visalia, 1977-90 Reno, 1975-76 Lynchburg, 1970-74 Red Springs, 1969 Wilson, 1962-68 Charlotte, 1961	Fort Myers, 2021- Cedar Rapids, 2013-20 Beloit, 2005-12 Quad Cities, 1999-04 Fort Wayne, 1993-98 Kenosha, 1984-92 Wis. Rapids, 1972-83 Fort Lauderdale, 1973 Charlotte, 1972 Orlando, 1972 St. Cloud, 1965-71 Wis. Rapids, 1964-70 Auburn, 1967-70 Orlando, 1963-70 Thomasville, 1965-66 Bis.-Man., 1962-64 Erie, 1961-63 Fort Walton, 1961-62 Wilson, 1961	Level discontinued in 2021 Elizabethton, 1974-20 Geneva, 1973 Sarasota, 1964-72 Wytheville, 1961-63	GCL/FCL (Fort Myers), 1990- Sarasota, 1989 Bradenton, 1965 Melbourne, 1964

TWINS 2024 MINOR LEAGUE AWARDS

SHERRY ROBERTSON AWARD – MINOR LEAGUE PLAYER OF THE YEAR INF LUKE KEASCHALL – CEDAR RAPIDS & WICHITA

Infielder Luke Keaschall was named the 2024 Sherry Robertson Award winner as Twins minor league Player of the Year.

Keaschall, 22, hit .303 (115-for-379) with 21 doubles, one triple, 15 home runs, 48 RBI, 62 walks, 23 stolen bases, 80 runs scored, a .420 on-base percentage and a .903 OPS in 102 games between High-A Cedar Rapids (44 games) and Double-A Wichita (58 games). The 6-foot, 190-pound infielder ranked second among all Twins minor league hitters (min. 300 PA) in batting average (.303), on-base percentage (.420) and OPS (.903).

He was also named Twins minor league Player of the Week twice, on May 26 and July 14. Keaschall began the season with the Kernels and hit .375 (39-for-104) with a 1.065 OPS in 27 games in May, earning Midwest League Player of the Month honors for his efforts and a promotion to Double-A on May 27. He earned Texas League Player of the Week honors on June 16 and played in the MLB All-Star Futures Game on July 13 at Globe Life Field, coming off the bench, playing second base and going 0-for-1. Keaschall is ranked by MLB.com as the No. 3 prospect in Minnesota's system..




JIM RANTZ AWARD – MINOR LEAGUE PITCHER OF THE YEAR RHP ZEBBY MATTHEWS – CEDAR RAPIDS, WICHITA & ST. PAUL

Right-hander Zebby Matthews was named the 2024 Jim Rantz Award winner as the Twins minor league Pitcher of the Year.

Matthews, 24, went 6-3 with a 2.60 ERA (97.0 IP, 28 ER), seven walks, 114 strikeouts, a .212 opponent batting average and a 0.87 WHIP in 18 games (17 starts) in the 2024 minor league season, split among High-A Cedar Rapids (4 games/starts), Double-A Wichita (10 games/9 starts) and Triple-A St. Paul (4 games/starts). The 6-foot-5, 225-pound right-hander led all minor league pitchers (minimum of 90.0 innings pitched) in strikeout-to-walk ratio (16.29), walks-per-9.0 innings (0.65) and WHIP (0.87) and ranked second in fielding independent pitching (2.31).

He began the season with the Kernels before being promoted to Wichita on May 5, St. Paul on July 19 and Minnesota on August 13, making his MLB debut that night against Kansas City. Matthews was named the Midwest League Pitcher of the Week on May 5 and was a three-time Twins minor league Pitcher of the Week (April 14, April 28 and May 12); he was also named a Texas League Postseason All-Star and a Baseball America Minor League First-Team All-Star. Matthews was ranked by MLB.com as the No. 81 prospect in baseball before graduating prospect status in September.



TWINS 2024 MINOR LEAGUE WEEKLY AWARDS

MINOR LEAGUE PLAYER OF THE WEEK

WEEK	NAME	POS	STATISTICS	AFFILIATE
April 7	Jair Camargo	C	.273 (6-for-22), 1 2B, 1 HR, 3 RBI, 3 BB	St. Paul
April 14	Emmanuel Rodriguez	OF	.421 (8-for-19), 2 2B, 1 3B, 3 HR, 10 R, 3 BB, 1.682 OPS	Wichita
April 21	Rayne Doncon	INF	.304 (7-for-23), 4 2B, 2 RBI, 5 BB, .414 OBP, .892 OPS	Fort Myers
April 28	Gabriel Gonzalez	OF	.353 (6-for-17), 4 2B, 1 HR, 5 RBI, 1.186 OPS	Wichita
May 5	DaShawn Keirsejr Jr.	OF	.280 (7-for-25), 1 2B, 1 HR, 6 RBI	St. Paul
May 12	Carson McCusker	OF	.526 (10-for-19), 4 2B, 3 HR, 10 RBI, 1.819 OPS	Wichita
May 19	Yasser Mercedes	OF	.625 (10-for-16), 2 2B, 2 HR, 8 RBI, 7 R, 3 BB, 1.809 OPS	FCL
May 26	Luke Keaschall	INF	.500 (12-for-24), 2 2B, 3 HR, 7 RBI, 1.545 OPS	Cedar Rapids
June 2	Ricardo Olivar	C/OF	.364 (8-for-22), 3 HR, 5 RBI, 1.136 OPS	Cedar Rapids
June 9	Matt Wallner	OF	.364 (8-for-22), 1 2B, 4 HR, 8 RBI, .955 SLG, 1.416 OPS	St. Paul
June 16	Yunior Severino	INF	.500 (10-for-20), 3 HR, 7 RBI, 9 BB, .950 SLG, 1.605 OPS	St. Paul
June 23	Brooks Lee	INF	.357 (10-for-28), 3 2B, 3 HR, 11 RBI	St. Paul
June 30	Yasser Mercedes	OF	.539 (7-for-13), 1 2B, 2 HR, 4 RBI, 1.077 SLG, 1.677 OPS	FCL
July 7	Gabriel Gonzalez	OF	.391 (9-for-23), 1 2B, 1 3B, 2 HR, 6 RBI, 1.158 OPS	Cedar Rapids
July 14	Luke Keaschall	INF	.563 (9-for-16), 2 HR, 2 RBI, 4 R, 1.570 OPS	Wichita
July 28	Rubel Céspedes	INF	.391 (9-for-23), 3 HR, 8 RBI, 3 BB, 1.264 OPS	Cedar Rapids
August 4	DaShawn Keirsejr Jr.	OF	.320 (8-for-25), 1 2B, 1 HR, 3 RBI, 6 R, .850 OPS	St. Paul
August 11	Brandon Winokur	INF/OF	.333 (5-for-15), 2 HR, 3 RBI, 1.145 OPS	Fort Myers
August 18	Brandon Winokur	INF/OF	.261 (6-for-23), 1 2B, 3 HR, 5 RBI, 1.042 OPS	Fort Myers
August 25	DaShawn Keirsejr Jr.	OF	.474 (9-for-19), 2 3B, 2 HR, 8 RBI, 1.500 OPS	St. Paul
September 1	Walker Jenkins	OF	.375 (9-for-24), 3 2B, 1 3B, 2 HR, 5 RBI, 2 BB, 1.256 OPS	Cedar Rapids
September 8	Gabriel Gonzalez	OF	.350 (7-for-20), 1 2B, 1 RBI, 1 BB	Cedar Rapids
September 15	Carson McCusker	OF	.346 (9-for-26), 2 2B, 2 HR, 5 RBI, 1.047 OPS	St. Paul

MINOR LEAGUE PITCHER OF THE WEEK

WEEK	NAME	POS	STATISTICS	AFFILIATE
April 7	Andrew Morris	RHP	0.00 ERA, 4.0 IP, 3 H, 1 BB, 6 K in 1 start	Cedar Rapids
April 14	Zebby Matthews	RHP	1.80 ERA (5.0 IP, 1 ER), 4 H, 8 K in 1 start	Cedar Rapids
April 21	Marco Raya	RHP	0.00 ERA, 3.0 IP, 2 H, 4 K in 1 start	Wichita
April 28	Zebby Matthews	RHP	1.59 ERA (5.2 IP, 1 ER), 5 H, 7 K in 1 start	Cedar Rapids
May 5	David Festa	RHP	3.60 ERA (5.0 IP, 2 ER), 3 H, 1 BB, 10 K in 1 start	St. Paul
May 12	Zebby Matthews	RHP	0.00 ERA, 6.2 IP, 3 H, 9 K in 1 start	Wichita
May 19	Pierson Ohl	RHP	0.00 ERA, 6.0 IP, 4 H, 1 BB, 10 K in 1 start	Wichita
May 26	C.J. Culppepper	RHP	0.00 ERA, 6.0 perfect IP, 8 K in 1 start	Cedar Rapids
June 2	Ty Langenberg	RHP	3.18 ERA (5.2 IP, 2 ER), 4 H, 3 BB, 8 K in 1 start	Fort Myers
June 9	Jose Olivares	RHP	0.00 ERA, 5.0 IP, 4 H, 6 K in 1 start	Fort Myers
June 16	David Festa	RHP	3.00 ERA (6.0 IP, 2 ER), 4 H, 10 K in 1 start	St. Paul
June 23	Christian MacLeod	LHP	0.00 ERA, 6.0 IP, 1 H, 1 BB, 10 K in 1 start	Cedar Rapids
June 30	Andrew Morris	RHP	0.00 ERA, 5.2 IP, 4 H, 9 K in 1 start	Wichita
July 7	Andrew Morris	RHP	0.00 ERA, 6.1 IP, 3 H, 3 BB, 9 K in 1 start	Wichita
July 14	Louie Varland	RHP	0.00 ERA, 5.2 IP, 2 H, 3 BB, 6 K in 1 start	St. Paul
July 28	Marco Raya	RHP	0.00 ERA, 5.0 IP, 1 H, 5 K in 1 start	Wichita
August 4	Tanner Hall	RHP	3.00 ERA (6.0 IP, 2 ER), 4 H, 1 BB, 9 K in 1 start	Fort Myers
August 11	Andrew Morris	RHP	0.00 ERA, 7.0 IP, 2 H, 1 BB, 9 K in 1 start	Wichita
August 18	Charlee Soto	RHP	0.00 ERA, 5.0 IP, 4 H, 2 BB, 4 K in 1 start	Fort Myers
August 25	Travis Adams	RHP	0.00 ERA, 6.0 IP, 1 H, 1 BB, 10 K in 1 start	Wichita
September 1	Louie Varland	RHP	0.00 ERA, 5.0 IP, 1 H, 2 BB, 9 K in 1 relief appearance	St. Paul
September 8	Ty Langenberg	RHP	0.00 ERA, 5.0 IP, 1 H, 2 BB, 7 K in one start	Cedar Rapids
September 15	Cory Lewis	RHP	1.50 ERA (6.0 IP, 1 ER), 2 H, 2 BB, 6 K in 1 start	Wichita

SHERRY ROBERTSON AWARD

Year	Player	Pos	Year	Player	Pos
1970	Mark Wiley	P	1997	David Ortiz	1B
1971	Steve Bnye	OF	1998	Doug Mientkiewicz	1B
1972	Tom Smithson	C	1999	Michael Restovich	OF
1973	Craig Kusick	1B	2000	John Barnes	OF
1974	Butch Wynegar	C	2001	Michael Cuddyer	3B
1975	Steve Luebber	P	2002	Lew Ford	OF
1976	Dan Graham	C	2003	Joe Mauer	C
1977	Greg Field	P	2004	Jason Kubel	OF
1978	Steve Douglas	OF	2005	David Winfree	3B
1979	Steve Green	P	2006	Alexi Casilla	INF
1980	Bob Konopa	P	2007	Brian Buscher	3B
1981	Kent Hrbek	1B	2008	Ben Revere	OF
1982	Jeff Reed	C	2009	Ben Revere	OF
1983	Tim Lincecum	2B	2010	Joe Benson	OF
1984	Curt Wardle	P	2011	Brian Dozier	SS
1985	Mark Davidson	OF	2012	Oswaldo Arcia	OF
1986	Gene Larkin	1B	2013	Byron Buxton	OF
1987	Mike Dyer	P	2014	Kennys Vargas	1B/DH
1988	Pete Delkus	P	2015	Max Kepler	OF/1B
1989	Paul Sorrento	1B	2016	Zack Granite	OF
1990	Denny Neagle	P	2017	Mitch Garver	C
1991	Pat Mahomes	P	2018	Alex Kirilloff	OF
1992	Marty Cordova	OF	2019	Trevor Larnach	OF
1993	LaTroy Hawkins	P	2021	Jose Miranda	INF
1994	LaTroy Hawkins	P	2022	Matt Wallner	OF
1995	Javier Valentin	C	2023	Brooks Lee	INF
1996	Todd Walker	3B/2B	2024	Luke Keaschall	INF

JIM RANTZ AWARD

Year	Player	Pos
2002	J.D. Durbin	RHP
2003	Jesse Crain	RHP
2004	Scott Baker	RHP
2005	Francisco Liriano	LHP
2006	Matt Garza	RHP
2007	Kevin Slowey	RHP
2008	Anthony Slama	RHP
2009	David Bromberg	RHP
2010	Kyle Gibson	RHP
2011	Liam Hendriks	RHP
2012	B.J. Hermesen	RHP
2013	Andrew Albers	RHP
2014	Jose Berrios	RHP
2015	Jose Berrios	RHP
2016	Stephen Gonsalves	LHP
2017	Aaron Slegers	RHP
2018	Lewis Thorpe	LHP
2019	Randy Dobnak	RHP
2021	Louie Varland	RHP
2022	Louie Varland	RHP
2023	Cory Lewis	RHP
2024	Zebby Matthews	RHP

TWINS SCOUTING STAFF

Sean Johnson.....	Assistant General Manager
Kevin Goldstein.....	Vice President, International Scouting and Special Advisor to Baseball Operations
Deron Johnson.....	Senior Advisor to Scouting
José León.....	Senior International Scouting Advisor
Román Barinas.....	Director, Latin American Scouting
Brad Steil.....	Senior Director, Pro Personnel
Nick Beauchamp.....	Director, Baseball Operations
Tim O'Neil.....	Assistant Director, Amateur Scouting
Navery Moore.....	Assistant Director, Pro Personnel
Hailey Leviton.....	Assistant Director, Baseball Operations
Ezra Wise.....	Assistant Director/Research Lead, Amateur Scouting
Andreina Salas Guzmán.....	Senior Manager, Amateur and International Scouting
Iván Verástica Mora.....	Manager, International Scouting and Innovation
Anthony Liriano.....	Manager, International Evaluation
Annika Mau.....	Coordinator, Amateur and International Scouting
Saul Alfaro.....	Coordinator, International Information
Chris Mitchell.....	Coordinator, Pro Personnel
Sam Isenberg.....	Coordinator, Pro Personnel
Wesley Wright.....	Coordinator, Pro Personnel
Zane MacPhee.....	Analyst, Pro Personnel
Matt Klotsche.....	Analyst, Pro Personnel
George Miller.....	Analyst, Scouting Research
Marcos Lantigua.....	Scouting Coordinator, Dominican Republic

SCOUTING SUPERVISORS

Billy Corrigan.....	National Crosschecker
Freddie Thon.....	East Supervisor/International Crosschecker
Elliott Strankman.....	West Supervisor
Mark Quimuyog.....	Southeast Supervisor
Mike Ruth.....	Midwest Supervisor
Derrick Dunbar.....	Midwest Supervisor
Andrés García.....	Venezuela Supervisor

AMATEUR AND PROFESSIONAL SCOUTS

Joe Bisenius.....	Northern Illinois, Iowa, Minnesota, Nebraska, North Dakota, South Dakota, Wisconsin
Trevor Brown.....	Texas
Walt Burrows.....	Alaska, Washington, Oregon, Idaho, Montana, Canada
Ken Compton.....	Professional Scout
Ty Dawson.....	North Carolina, South Carolina
JR DiMercurio.....	Arkansas, Kansas, Missouri, Oklahoma
Brett Dowdy.....	Central Florida
Jose Escalona.....	Venezuela
Álvaro Gómez.....	Venezuela
John González.....	Venezuela
Hal Hughes.....	Louisiana, Mississippi, Northern Alabama, Southwest Tennessee
Jason Hahn.....	Professional Scout
Zach Kirtley.....	Northern and Central California, Nevada (excluding Clark County)
John Leavitt.....	Hawai'i, Southern California
Manuel Luciano.....	Dominican Republic
John Manuel.....	Professional Scout
José Marzán.....	Professional Scout
Alant Moncion.....	Dominican Republic
Mitch Morales.....	South Florida, Puerto Rico
Samuel Pimentel.....	Dominican Republic
Jeff Pohl.....	Michigan, Indiana, Kentucky, Southern Illinois, Western Tennessee & Pitching Crosschecker
Jack Powell.....	Eastern Tennessee, Georgia, Southern Alabama, Florida Panhandle
Luis Sosa.....	Dominican Republic
Keith Stohr.....	Professional Scout
Dylan Tashjian.....	Central and Southern California
Oswaldo Troconis.....	Venezuela
Carlos Vásquez.....	Dominican Republic
Nick Venuto.....	Ohio, Pennsylvania, West Virginia, Upstate New York
Chandler Wagoner.....	Arizona, Colorado, New Mexico, Utah, Wyoming; Clark County, Nevada
John Wilson.....	Connecticut, Delaware, Maine, Massachusetts, Maryland, New Hampshire
	New Jersey, Eastern New York, Rhode Island, Vermont, Virginia, Washington D.C.

TWINS FIRST-ROUND DRAFT PICKS

JUNE

JUNE (cont.)

REGULAR PHASE

1965	(9)	Eddie Leon (University of Arizona, AZ).....	SS
1966	(20)	Bob Jones (Dawson County, GA).....	3B
1967	(17)	Steve Brye (St. Elizabeth HS, CA).....	OF
1968	(16)	Alex Rowell (Luther College, IA).....	OF
1969	(7)	Paul Powell (Arizona State University, AZ).....	OF
1970	(22)	Bob Gorinski (Mount Pleasant HS, PA).....	OF
1971	(21)	Dale Soderholm (Corral Park HS, FL).....	SS
1972	(8)	Dick Ruthven (Cal State Univ., Fresno, CA).....	RHP
1973	(11)	Eddie Bane (Arizona State University, AZ).....	LHP
1974	(14)	Ted Shipley (Vanderbilt University, TN).....	SS
1975	(13)	Rick Sofield (Morristown HS, NJ).....	SS
1976	(10)	Jamie Allen (Davis HS, WA).....	3B
1977	(15)	Paul Croft (Morristown HS, NJ).....	OF
1978	(16)	Lenny Faedo (Jefferson HS, FL).....	SS
1979	(11)	Kevin Brandt (Nebraska HS, WI).....	OF
1980	(12)	Jeff Reed (Joliet West HS, IL).....	C
1981	(11)	Mike Soddars (Arizona State University, AZ).....	3B
1982	(4)	Bryan Oelkers (Wichita State Univ., KS).....	LHP
1983	(1)	Tim Belcher (Mount Vernon Nazarene Un., OH).....	RHP
1984	(8)	Jay Bell (Gonzalez Tate HS, FL).....	SS
1985	(13)	Jeff Bumgarner (Hanford HS, WA).....	RHP
1986	(10)	Derek Parks (Montclair HS, CA).....	C
1987	(3)	Willie Banks (St. Anthony's HS, NJ).....	RHP
1988	(20)	Johnny Ard (St. Coll. of FL, Manatee-Sarasota, FL).....	RHP
1989	(25)	Chuck Knoblauch (Texas A&M University, TX).....	SS
1990	(12)	Todd Ritchie (Duncanville HS, TX).....	OF
	(29)	Midre Cummings (Miami Edison HS, FL).....	OF
1991	(3)	David McCarty (Stanford University, CA).....	OF
	(27)	Scott Stahoviak (Creighton University, NE).....	3B
1992	(26)	Dan Serafini (Junipero Serra HS, CA).....	LHP
1993	(20)	Toril Hunter (Pine Bluff HS, AR).....	OF
	(21)	Jason Varitek (Georgia Institute of Tech., GA).....	C
	(33)	Marc Barcelo (Arizona State University, AZ).....	RHP
	(38)	Kelcey Mucker (Lawrenceburg HS, IN).....	OF
1994	(8)	Todd Walker (Louisiana State Univ., LA).....	2B
	(34)	Travis Miller (Kent State University, OH).....	LHP
1995	(13)	Mark Redman (University of Oklahoma, OK).....	LHP
1996	(2)	Travis Lee (San Diego State University, CA).....	1B
1997	(9)	Michael Cuddyer (Great Bridge HS, VA).....	SS
	(50)	Matthew LeCroy (Clemson University, SC).....	C
1998	(6)	Ryan Mills (Arizona State University, AZ).....	LHP
1999	(5)	B.J. Garbe (Moses Lake HS, WA).....	OF
2000	(2)	Adam Johnson (Cal St. Univ., Fullerton, CA).....	RHP
	(31)	Aaron Heilman (Univ. of Notre Dame, IN).....	RHP
	(201)	Joe Mauer (Cretin HS, MN).....	C
2002	(20)	Denard Span (Catholic HS, FL).....	OF
2003	(21)	Matt Moses (Mills E. Godwin HS, VA).....	3B
2004	(20)	Trevor Plouffe (Crespi Carmelite HS, CA).....	SS
	(22)	Glen Perkins (University of Minnesota, MN).....	LHP
	(25)	Kyle Waldrop (Farragut HS, TN).....	RHP
	(35)	Matthew Fox (Univ. of Central Florida, FL).....	RHP
	(39)	Jay Rainville (Bishop Hendricken HS, RI).....	RHP
2005	(25)	Matt Garza (Cal State Univ., Fresno, CA).....	RHP
	(39)	Henry Sanchez (Mission Bay HS, CA).....	1B
2006	(20)	Chris Parmelee (Chino Hills HS, CA).....	OF
2007	(28)	Ben Revere (Lexington Catholic HS, KY).....	OF
2008	(14)	Aaron Hicks (Woodrow Wilson HS, CA).....	OF
	(27)	Carlos Gutierrez (University of Miami, FL).....	RHP
	(31)	Shooter Hunt (Tulane University, LA).....	RHP
2009	(22)	Kyle Gibson (University of Missouri, MO).....	RHP
	(46)	Matt Bashore (Indiana Un., Bloomington, IN).....	LHP
2010	(1)	Alex Wimmers (The Ohio St. Univ., OH).....	RHP
2011	(30)	Levi Michael (Univ. of NC at Chapel Hill, NC).....	SS
	(50)	Travis Harrison (Tustin HS, CA).....	3B
	(55)	Hudson Boyd (Bishop Verot HS, FL).....	OF
2012	(2)	Byron Buxton (Appleton College, WI, GA).....	RHP

2012	(32)	José Berrios (Papa Juan HS, Puerto Rico).....	RHP
	(42)	Luke Bard (Georgia Institute of Tech., GA).....	RHP
2013	(4)	Kohl Stewart (St. Pius X HS, TX).....	RHP
2014	(5)	Nick Gordon (Olympia HS, FL).....	INF
2015	(6)	Tyler Jay (U. of IL at Urbana-Champaign, IL).....	LHP
2016	(15)	Alex Kirilloff (Plum HS, PA).....	OF
2017	(1)	Royce Lewis (J Serra Catholic HS, CA).....	SS
	(35)	Brent Rooker (Miss. State University, MS).....	OF
2018	(20)	Trevor Larnach (Oregon State University, OR).....	OF
2019	(13)	Keoni Cavaco (Eastlake HS, CA).....	SS
	(39)	Matt Wallner (U. of Southern Mississippi, MS).....	OF
2020	(27)	Aaron Sabato (Univ. of NC at Chapel Hill, NC).....	1B
2021	(26)	Chase Petty (Mainland Regional HS, NJ).....	RHP
2022	(8)	Brooks Lee (Cal Poly San Luis Obispo, CA).....	SS
2023	(5)	Walker Jenkins (S. Brunswick HS, NC).....	OF
2024	(21)	Kaelen Culppepper (Kansas State University, KS).....	SS
	(33)	Kyle DeBarge (U. of Louisiana-Lafayette).....	SS

JANUARY

1965	(No Selection)		
1965	(No Selection)*		
1966	(18)	Charles Chase (College of San Mateo, CA).....	OF
1966	(15)	Robert Crosby (James Monroe HS, NY).....	RHP*
1967	(18)	Leonard Weems (Ecorse HS, MI).....	OF
1967	(14)	Clifford Foster (Lansing Sexton HS, MI).....	1B*
1968	(15)	Daved Hoot.....	OF
1968	(1)	Eric Soderholm (South Georgia College, GA).....	3B*
1969	(8)	Gary Wilburn (Gardena, CA).....	C
1969	(10)	John Hurley (University of Michigan, MI).....	RHP*
1970	(21)	Sayle Brown (Glendale CC, CA).....	RHP
1970	(11)	George Pugh (Mesa Community College, AZ).....	LHP*
1971	(21)	Jerry Mayberry.....	RHP
1971	(13)	Jeff Hooper (Los Angeles Valley College, CA).....	LHP*
1972	(7)	Low Lemer.....	RHP
1972	(1)	Bob Koepfel (Bradley University, IL).....	OF*
1973	(12)	Joseph Honce (West Virginia Univ., WV).....	OF*
1973	(18)	Dennis Sherow (Compton CC, CA).....	OF*
1974	(13)	Mark Lockwood (Fullerton College, CA).....	LHP
1974	(11)	Jerry Garvin (Merced College, CA).....	LHP*
1975	(9)	Victor Bernal (Cal St. Poly. Univ., Pomona, CA).....	RHP*
1975	(22)	Mark Wilson (Linn-Benton CC, OR).....	OF*
1976	(9)	Bob Veselic (Mount San Antonio College, TX).....	RHP
1976	(1)	Pete Redfern (Univ. of Southern Cal., CA).....	RHP*
1977	(16)	Lance Hallberg (San Bernardino Val. Col., CA).....	SS
1977	(21)	Mike Walters (Chaffey College, CA).....	RHP*
1978	(15)	Ralph Citarella (Eastern Florida State Coll., FL).....	RHP
1978	(1)	Keith Isaacs (East Okla. St. College, OK).....	RHP*
1979	(12)	Joseph McCarthy (Seminole CC, FL).....	OF
1979	(19)	Joseph Plummer (Long Beach City Coll., CA).....	RHP*
1980	(11)	Jeff Barnard (Iowa Western CC, IA).....	RHP
1980	(9)	Nattie George (San Jose City College, CA).....	OF*
1981	(12)	Peter Kutskos (Seminole CC, FL).....	RHP
1981	(25)	Rhett Whisman (Gulf Coast CC, FL).....	3B*
1982	(3)	Kirby Puckett (Triton College, IL).....	OF*
1982	(7)	Mark Margis.....	LHP*
1983	(2)	Kevin Hammond (St. Petersburg College, FL).....	RHP
1983	(20)	Coe Briar (Clemson University, SC).....	C*
1984	(7)	Carl Cox (Georgia Perimeter College, GA).....	LHP
1984	(9)	Alan Sontag (Indiana River CC, FL).....	RHP*
1985	(14)	Tony Faryniarz (Sacramento City College, CA).....	RHP
1985	(26)	Garrett O'Connor (U of LA at Lafayette, LA).....	RHP*
1986	(9)	Jarvis Brown (Triton College, IL).....	2B
1986	(1)	Toby Nivens (San Jacinto College, TX).....	RHP*

(January Draft Ended)

SECONDARY PHASE

1965	(No selection)		
1966	(6)	Buzz Stephen (Cal State Fresno, CA).....	RHP
1967	(3)	Ken Sotkiewicz (Georgia Southern Univ., GA).....	SS
1968	(18)	Danny Thompson (Oklahoma State Univ., OK).....	SS
1969	(3)	Ralph Dick (Arizona State Univ., AZ).....	OF
1970	(18)	Daniel Guerrero (Occidental College, CA).....	C
1971	(9)	Glenn Borgmann (Univ. of South Alabama, AL).....	C
	(15)	Randolph Delerio (West Hills College, CA).....	C
1972	(17)	John Eichholtz (Fresno City College, CA).....	RHP
1973	(8)	Wayne Williams (Ranger College, TX).....	2B
1974	(21)	Gary Bishop (Indian River CC, FL).....	1B
1975	(3)	Hosken Powell (Chipola College, FL).....	OF

1976	(23)	Gregory Vogel (Penn State Univ., PA).....	2B
1977	(1)	Frank Ferroni (Central Arizona College, AZ).....	LHP
1978	(24)	Bruce Kastelic (Ranger College, TX).....	SS
1979	(11)	Gary Gaetti (NW Missouri State Univ., MO).....	3B
1980	(25)	John Palica (Los Angeles Harbor College, CA).....	OF
1981	(13)	John Salery (Indiana River CC, FL).....	OF
1982	(18)	Curt Kindred (Fullerton College, CA).....	RHP
1983	(1)	Oddie McDowell (Arizona State Univ., AZ).....	OF
1984	(21)	Eddie Yanes (Eastern Florida State Coll., FL).....	OF
1985	(13)	Dewayne Coleman (Chaffey College, CA).....	RHP
1986	(25)	James McClellan (Oklahoma College, CA).....	RHP

(Secondary Phase Ended)

Bold indicates signed players

Overall pick in parentheses

* indicates secondary phase pick

TWINS 2024 FIRST-YEAR PLAYER DRAFT

RD (Pick)	PLAYER	POS	B/T	HT	WT	DOB	HOMETOWN	SCHOOL	SCOUT
1 (21)	Kaelen Culpepper	SS	R/R	6'0"	185	12/29/02	Memphis, TN	Kansas State	DiMercurio
1C (33)	Kyle DeBarge	SS	R/R	5'9"	175	7/15/03	Kinder, LA	Louisiana-Lafayette	Van Hook
2 (60)	Billy Amick	3B	R/R	6'1"	220	11/4/02	Mooreville, NC	Tennessee	Powell
CB B (69)	Dasan Hill	LHP	R/L	6'5"	165	12/25/05	Grapevine, TX	Grapevine HS (TX)	Brown
3 (96)	Khadim Diaw	C	R/R	6'1"	215	8/23/03	Northridge, CA	Loyola Marymount	Tripp
4 (126)	Jaime Ferrer	OF	R/R	6'1"	218	12/27/02	Bayamón, PR	Florida State	Powell
5 (159)	Caden Kendle	OF	R/R	5'11"	200	3/13/02	Huntington Beach, CA	UC Irvine	Leavitt
6 (188)	Derek Bender	C	R/R	6'1"	235	1/9/03	Murrells Inlet, SC	Coastal Carolina	Dawson
7 (218)	Eli Jones	RHP	R/R	6'1"	200	6/17/03	Peachtree City, GA	South Carolina	Dawson
8 (248)	Jakob Hall	RHP	R/R	6'2"	195	8/14/02	Bartlesville, OK	Oral Roberts	DiMercurio
9 (278)	Jason Doktorczyk	RHP	R/R	6'6"	230	4/3/03	Seal Beach, CA	Nevada	Tashjian
10 (308)	Peyton Carr	3B	R/R	6'2"	205	3/26/02	Fort Myers, FL	High Point	Dawson
11 (338)	Michael Carpenter	LHP	R/L	6'1"	195	7/28/04	Hartland, WI	Madison College	Bisenius
12 (368)	Christian Becerra	RHP	R/R	6'1"	170	6/2/03	Studio City, CA	UC Berkeley	Tashjian
13 (398)	Xavier Kolhoser	RHP	R/R	6'5"	194	7/2/03	Wappinger Falls, NY	NY St. John's (NY)	Wilson
14 (428)	Jacob Kisting	RHP	R/R	6'5"	220	4/9/03	Verona, WI	Bradley	Bisenius
15 (458)	Cole Peschl	RHP	R/R	6'1"	215	11/26/02	Fairmont, WV	Campbell	Dawson
16 (488)	Aidan Haugh	RHP	R/R	6'6"	210	4/28/03	Zebulon, NC	UNC	Dawson
17 (518)	Jay Thomason	3B	L/R	6'1"	200	4/11/02	Auburn, AL	Air Force	Wagoner
18 (548)	Michael Ross	RHP	L/R	6'2"	205	7/4/02	Lakeland, FL	Samford	Dunbar
19 (578)	Larry Whitaker	RHP	R/R	6'6"	221	5/25/00	Winston-Salem, NC	NC State	Dawson
20 (608)	Merit Jones	RHP	R/R	6'4"	200	7/26/03	Idaho Falls, ID	Utah	Wagoner

BOLD indicates signed player

*The Twins signed 20 players from the 2024 First-Year Player Draft

Kaelen Culpepper

Kaelen Culpepper, a 21-year-old infielder from Kansas State University, was selected by the Twins in the first round (21st overall) of the 2024 First-Year Player Draft.

The 6-foot, 195-pound infielder hit .328/.419/.574 with 15 doubles, 11 home runs, 35 walks, 17 stolen bases, 50 runs scored and 59 RBI in 61 games as a junior for the Wildcats in 2024. He hit .314/.402/.531 in 152 games at Kansas State from 2022-24, earning All-Big 12 Honorable Mention in 2022 and 2023.

Culpepper made his professional debut on August 9 with Low-A Fort Myers and his High-A debut with Cedar Rapids on August 20. He played in 26 games between the two levels, hitting .242 (24-for-99) with four doubles, one triple, three home runs, 12 RBI, four stolen bases, a .394 slugging percentage and a .724 OPS.



TWINS SCOUTING & MINOR LEAGUE DIRECTORS

Scouting Directors

Sean Johnson.....	2017-present
Deron Johnson.....	2008-2016
Mike Radcliff.....	1994-2007
Larry Corrigan.....	1992-93
Terry Ryan.....	1986-91
George Brophy.....	1970-85
Sherry Robertson.....	1961-69

Minor League Directors

Drew MacPhail.....	2022-present
Alex Hassan.....	2020-21
Jeremy Zoll.....	2017-19
Brad Steil.....	2013-17
Jim Rantz.....	1986-2012
George Brophy.....	1970-85
Sherry Robertson.....	1961-69



MINOR LEAGUE PLAYERS

ACUÑA, BRYAN										INFIELDER									
HEIGHT: 6-0					BATS: R					BORN: 8/11/2005 in Manchester, NH									
WEIGHT: 194					THROWS: R					RESIDES: - -									
SIGNED BY: - -					SCHOOL: - -														
HOW OBTAINED: Signed as an undrafted free agent on January 27, 2022.																			
2024: Spent entire season with FCL Twins, hitting .255 (27-for-106) with six doubles, nine RBI, 27 walks and five stolen bases in 37 games...2023: Spent entire 2023 season with FCL Twins, playing in 40 games...recorded a season-high two hits in back-to-back games June 15-16...hit first professional HR on June 27, a three-run shot...ranked as the 18th-best prospect in the Twins system entering 2023, by MLB.com...2022: Spent the season with the DSL Twins, hitting .310 (45-for-145) with 12 doubles, 16 RBI, 20 walks, nine stolen bases and 33 runs scored in 43 games...recorded multiple hits in 14 of his 43 games played (32.5%), including five three-hit efforts...PERSONAL: Younger brother of Atlanta's Ronald Acuña Jr.																			
YEAR	TEAM	AVG	G	AB	R	H	2B	3B	HR	RBI	SH	SF	HBP	BB	SO	SB	CS	OBP	OPS
2022	DSL Twins	.310	43	145	33	45	12	0	0	16	0	1	5	20	36	9	4	.409	.802
2023	FCL Twins	.185	40	119	8	22	2	0	1	14	0	2	1	25	39	4	4	.327	.554
2024	FCL Twins	.255	37	106	14	27	6	0	0	9	0	0	4	27	36	5	3	.423	.734
Minor League Totals		.254	120	370	55	94	20	0	1	39	0	3	10	72	111	18	11	.387	.703

ALMANZAR, DARWIN YANDEL										INFIELDER									
HEIGHT: 5-10					BATS: S					BORN: 10/23/2007 in Dominican Republic									
WEIGHT: 179					THROWS: R					RESIDES: - -									
SIGNED BY: Manuel Luciano					SCHOOL: - -														
HOW OBTAINED: Signed as minor league free agent on January 15, 2025.																			

ALVAREZ, ARMANDO										INFIELDER									
See pages 52-53																			

AMICK, WILLIAM (BILLY)														INFINDER					
HEIGHT: 6-1				BATS: R				BORN: 11/4/2002 in Mooresville, NC											
WEIGHT: 220				THROWS: R				RESIDES: - -											
SIGNED BY: - -				SCHOOL: University of Tennessee															
HOW OBTAINED: Selected by Twins in 2nd round of 2024 First-Year Player Draft.																			
2025: Enters 2025 as the No. 11 prospect in Twins organization per MLB.com.																			
YEAR	TEAM	AVG	G	AB	R	H	2B	3B	HR	RBI	SH	SF	HBP	BB	SO	SB	CS	OBP	OPS
2024	Fort Myers	.222	18	63	9	14	3	0	3	9	0	1	1	12	15	2	0	.351	.764
Minor League Totals		.222	18	63	9	14	3	0	3	9	0	1	1	12	15	2	0	.351	.764

BAEZ, NATHAN (NATE)										CATCHER									
HEIGHT: 5-11					BATS: R					BORN: 5/17/2001 in Oro Valley, AZ									
WEIGHT: 215					THROWS: R					RESIDES: Oro Valley, AZ									
SIGNED BY: Chandler Wagoner					SCHOOL: Arizona State University														
HOW OBTAINED: Selected by Twins in 12th round of 2022 First-Year Player Draft.																			
2024: Spent entire season at High-A Cedar Rapids hitting .239 (66-for-276) with 10 doubles, two triples, 12 home runs 32 RBI, 31 walks and 38 runs scored in 82 games...2023: Missed most of 2023 minor league season after suffering hamate fracture in April; placed on 7-day Injured List on April 6 and transferred to 60-day IL on May 18...played in three games on rehab assignment with FCL Twins, going 3-for-10 with two doubles, one RBI, two walks and two runs scored...reinstated from IL on July 28 and hit .268 (26-for-97) with five doubles, two home runs, 16 RBI, 18 runs scored, 25 walks and an .805 OPS in 29 games for Low-A Fort Myers...hit safely in each of last eight games of season, hitting .407 (11-for-27) with three doubles, two home runs, 12 RBI, five walks and five runs scored from September 1-10.																			

Baez continued...

YEAR	TEAM	AVG	G	AB	R	H	2B	3B	HR	RBI	SH	SF	HBP	BB	SO	SB	CS	OBP	OPS
2022	FCL Twins	.222	3	9	0	2	1	0	0	1	0	0	0	1	3	0	0	.300	.633
	Fort Myers	.288	16	52	7	15	4	0	3	11	0	1	1	4	15	0	1	.345	.883
2023	FCL Twins	.300	3	10	2	3	2	0	0	1	0	0	0	2	2	0	0	.417	.917
	Fort Myers	.268	29	97	18	26	5	0	2	16	0	1	2	25	40	1	0	.424	.805
2024	Cedar Rapids	.239	82	276	38	66	10	2	12	32	0	2	8	31	89	0	0	.331	.751
Minor League Totals		.252	133	444	65	112	22	2	17	61	0	4	11	63	149	1	1	.356	.782

BAKER, TRENT															PITCHER				
HEIGHT: 6-3			BATS: R					BORN: 12/28/1998 in Austin, TX											
WEIGHT: 243			THROWS: R					RESIDES: - -											
SIGNED BY: - -			SCHOOL: Angelo State University																
HOW OBTAINED: Selected by Twins in 1st round of Minor League Phase of Rule 5 Draft on December 11, 2024...originally selected by STL in 9th round of 2021 draft.																			
YEAR	TEAM	W-L	ERA	G	GS	CG	SHO	SV	IP	H	R	ER	HR	HB	BB	SO	WP	K/9	BAA
2021	Cardinals	0-0	5.87	8	0	0	0	0	7.2	9	5	5	2	0	2	10	1	11.7	.281
2022	Palm Beach	907	3.14	25	25	0	0	0	123.1	114	53	43	8	7	48	138	7	10.1	.241
2023	Peoria	7-9	3.69	23	22	0	0	0	119.2	110	56	49	11	4	26	105	7	7.9	.236
2024	Springfield	4-6	4.89	22	14	0	0	0	81	75	47	44	10	3	43	81	8	9	.244
Minor League Totals		20-22	3.83	78	61	0	0	0	331.2	308	161	141	31	14	119	334	23	9.1	.241

BARRIOS, JOSE LUIS															INFIELDER																			
HEIGHT: 5-9					BATS: S					BORN: 1/21/2008 in Ciudad Bolivar, Venezuela																								
WEIGHT: 152					THROWS: R					RESIDES: - -																								
SIGNED BY: Oswaldo Troconis					SCHOOL: - -																													
HOW OBTAINED: Signed as minor league free agent on January 15, 2025.																																		

BASS, JAYSON ANDREW															OUTFIELDER																													
HEIGHT: 5-11					BATS: R					BORN: 4/29/2006 in Los Mochis, Mexico																																		
WEIGHT: 184					THROWS: R					RESIDES: - -																																		
SIGNED BY: Andrés García					SCHOOL: - -																																							
HOW OBTAINED: Signed as a minor league free agent on February 16, 2023.																																												
2024: Spent entire season at FCL Twins, hitting .276 (43-for-156) with seven doubles, two triples, one home run, 26 RBI, 17 walks, 25 runs scored and eight stolen bases in 51 games...2023: Made professional debut for DSL Twins, hitting .308 (44-for-143) with five doubles, one triple, one home run, 16 RBI, 22 walks and a .784 OPS in 46 games...ranked second on the team in hits and tied for fifth in RBI...recorded 11 multi-hit games, including a career-high four hits on June 22 at the DSL Cardinals.																																												
YEAR	TEAM	AVG	G	AB	R	H	2B	3B	HR	RBI	SH	SF	HBP	BB	SO	SB	CS	OBP	OPS																									
2023	DSL Twins	.308	46	143	26	44	5	1	1	16	0	2	3	22	24	12	7	.406	.784																									
2024	FCL Twins	.276	51	156	25	43	7	2	1	26	0	1	0	17	36	8	5	.345	.710																									
Minor League Totals		.291	97	299	51	87	12	3	2	42	0	3	3	39	60	20	12	.375	.746																									

BECERRA, CHRISTIAN																			PITCHER		
HEIGHT: 6-1				BATS: R				BORN: 6/2/2003 in West Hills, CA													
WEIGHT: 170				THROWS: R				RESIDES: - -													
SIGNED BY: Dylan Tashjian				SCHOOL: University of California, Berkeley																	
HOW OBTAINED: Selected by Twins in 12th round of 2024 First-Year Player Draft.																					
YEAR	TEAM	W-L	ERA	G	GS	CG	SHO	SV	IP	H	R	ER	HR	HB	BB	SO	WP	K/9	BAA		
2024	Fort Myers	0-0	0.00	2	0	0	0	0	3.2	3	1	0	0	0	3	4	1	9.8	.231		
Minor League Totals		0-0	0.00	2	0	0	0	0	3.2	3	1	0	0	0	3	4	1	9.8	.231		

BELTRE, EDUARDO ALEXIS															OUTFIELDER									
HEIGHT: 5-11					BATS: R					BORN: 10/10/2006 in La Romana, Dominican Republic														
WEIGHT: 175					THROWS: R					RESIDES: - -														
SIGNED BY: Daniel Sánchez					SCHOOL: - -																			
HOW OBTAINED: Signed as a minor league free agent on January 15, 2024.																								
2025: Enters 2025 as the No. 25 prospect in Twins organization per MLB.com.																								
YEAR	TEAM	AVG	G	AB	R	H	2B	3B	HR	RBI	SH	SF	HBP	BB	SO	SB	CS	OBP	OPS					
2024	DSL Twins	.326	43	144	33	47	9	0	11	36	0	2	7	28	43	10	4	.453	1.071					
Minor League Totals		.326	43	144	33	47	9	0	11	36	0	2	7	28	43	10	4	.453	1.071					

BENGARD, SPENCER GERARD										PITCHER									
HEIGHT: 6-4					BATS: R					BORN: 4/19/02 in Moreno Valley, CA									
WEIGHT: 235					THROWS: R					RESIDES: - -									
SIGNED BY: John Leavitt					SCHOOL: California Baptist University														
HOW OBTAINED: Selected by Twins in 15th round of 2023 First-Year Player Draft.																			
2024: Split the season between Low-A Fort Myers and High-A Cedar Rapids going 8-2, 1.51 ERA (83.1 IP, 14 ER) with 14 walks, 72 strikeouts and one save in 19 games (eight starts)...2023: Made professional debut for FCL Twins, appearing in two games after being selected in the 15th round of the First-Year Player Draft out of California Baptist University...COLLEGE/AMATEUR: Went 5-1 with a 5.37 ERA (68.2 IP, 41 ER), 18 walks and 70 strikeouts in 23 games (12 starts) in 2023 for Cal Baptist...overall pitched three seasons for CBU, going 10-4, 4.59 ERA (133.1 IP, 68 ER) with 37 walks and 130 strikeouts...PERSONAL: Has two siblings, Erika and Jordan...cousin Jon Bengard played at Cal Baptist and was selected by Chicago-AL in the 30th round of the 2013 First-Year Player Draft; he played two seasons in White Sox system from 2013-14.																			

Bengard continued...

YEAR	TEAM	W-L	ERA	G	GS	CG	SHO	SV	IP	H	R	ER	HR	HB	BB	SO	WP	K/9	BAA
2023	FCL Twins	0-0	0.00	2	1	0	0	0	2.0	1	0	0	0	0	1	3	0	13.5	.143
2024	Fort Myers	7-2	1.64	13	7	0	0	0	60.1	50	15	11	3	1	11	58	1	8.7	.222
	Cedar Rapids	1-0	1.17	6	1	0	0	1	23.0	18	4	3	1	1	3	14	0	5.5	.212
Minor League Totals		8-2	1.48	21	9	0	0	1	85.1	69	19	14	4	2	15	75	1	7.9	.218

BISCHOFF, KYLE EVAN

PITCHER

HEIGHT: 6-2

BATS: R

BORN: 7/29/1999 in Macomb, MI

WEIGHT: 224

THROWS: R

RESIDES: --

SIGNED BY: --

SCHOOL: Michigan State University/University of Toledo

HOW OBTAINED: Signed as minor league free agent on May 30, 2023.

YEAR	TEAM	W-L	ERA	G	GS	CG	SHO	SV	IP	H	R	ER	HR	HB	BB	SO	WP	K/9	BAA
2023	FCL Twins	3-0	3.18	9	0	0	0	1	22.2	15	10	8	3	3	9	33	6	13.1	.181
2024	Cedar Rapids	5-2	4.05	28	0	0	0	4	40.0	32	18	18	2	5	17	52	7	11.7	.212
	Wichita	0-0	1.40	14	0	0	0	2	19.1	11	6	3	1	1	8	25	1	11.6	.164
	St. Paul	0-0	4.50	3	0	0	0	0	2.0	0	1	1	0	0	1	1	1	4.5	.000
Minor League Totals		8-2	3.21	54	0	0	0	7	84.0	58	35	30	6	9	35	111	15	11.9	.188

BLEWETT, SCOTT THOMAS

PITCHER

See pages 57-58

BOADAS, MIGUELANGELO NAZARETH

PITCHER

HEIGHT: 6-1

BATS: R

BORN: 12/7/2002 in Porlamar, Venezuela

WEIGHT: 181

THROWS: R

RESIDES: Porlamar, Venezuela

SIGNED BY: --

SCHOOL: --

HOW OBTAINED: Signed as an undrafted free agent, July 2, 2019.

YEAR	TEAM	W-L	ERA	G	GS	CG	SHO	SV	IP	H	R	ER	HR	HB	BB	SO	WP	K/9	BAA
2020	DSL Twins	NO SEASON - DID NOT PLAY																	
2021	DSL Twins	0-0	3.63	12	3	0	0	0	34.2	26	15	14	0	9	8	34	9	8.8	.205
2022	FCL Twins	3-2	5.53	12	0	0	0	2	27.2	34	21	17	2	6	9	25	1	8.1	.296
2023	Fort Myers	0-2	7.75	11	11	0	0	0	36.0	41	35	31	2	10	24	35	5	8.8	.277
2024	Cedar Rapids	1-4	6.23	11	8	0	0	0	30.1	31	29	21	2	8	14	39	4	11.6	.256
Minor League Totals		4-8	5.81	46	22	0	0	2	128.2	132	100	83	6	33	55	133	19	9.3	.258

BOHORQUEZ, ADRIAN

PITCHER

HEIGHT: 6-1

BATS: R

BORN: 3/3/2005 in La Victoria, Venezuela

WEIGHT: 190

THROWS: R

RESIDES: --

SIGNED BY: Oswaldo Troconis

SCHOOL: --

HOW OBTAINED: Signed as a minor league free agent on January 15, 2023.

2025: Enters 2025 as the No. 29 prospect in Twins organization per MLB.com.

YEAR	TEAM	W-L	ERA	G	GS	CG	SHO	SV	IP	H	R	ER	HR	HB	BB	SO	WP	K/9	BAA
2023	DSL Twins	0-4	5.25	8	6	0	0	0	24.0	21	20	14	0	3	18	30	5	11.3	.233
2024	FCL Twins	2-3	3.68	10	7	0	0	0	36.2	23	18	15	2	1	17	41	2	10.1	.174
	Fort Myers	0-0	2.20	6	5	0	0	0	16.1	8	4	4	0	1	10	21	3	11.6	.143
Minor League Totals		2-7	3.86	24	18	0	0	0	77.0	52	42	33	2	5	45	92	10	10.8	.187

BONIFACIO, CRISTIAN

OUTFIELDER

HEIGHT: 6-1

BATS: L

BORN: 2/23/2008 in Santiago de los Caballeros, Dominican Republic

WEIGHT: 199

THROWS: L

RESIDES: --

SIGNED BY: Luis Sosa

SCHOOL: --

HOW OBTAINED: Signed as minor league free agent on January 15, 2025.

BONILLA, JULIO STALIN

PITCHER

HEIGHT: 6-3

BATS: R

BORN: 11/15/2000 in Santo Domingo, Dominican Republic

WEIGHT: 180

THROWS: R

RESIDES: Santo Domingo, Dominican Republic

SIGNED BY: Luis Lajara

SCHOOL: --

HOW OBTAINED: Signed as a minor league free agent on June 1, 2019.

YEAR	TEAM	W-L	ERA	G	GS	CG	SHO	SV	IP	H	R	ER	HR	HB	BB	SO	WP	K/9	BAA
2019	DSL Twins	3-2	3.20	11	2	0	0	1	25.1	18	13	9	1	2	12	25	4	8.9	.202
2020	DSL Twins	NO SEASON - DID NOT PLAY																	
2021	DSL Twins	0-2	7.50	14	0	0	0	0	24.0	16	25	20	0	6	16	24	9	9.0	.168
2022	DSL Twins	3-0	3.91	9	2	0	0	0	25.1	24	17	11	5	4	7	24	2	8.5	.250
2023	FCL Twins	1-0	8.78	8	0	0	0	0	13.1	16	14	13	1	1	15	11	3	7.4	.286
2024	Fort Myers	1-1	7.83	19	0	0	0	3	23.0	23	22	20	3	3	18	27	4	10.6	.253
Minor League Totals		8-5	5.92	61	4	0	0	4	111.0	97	91	73	10	16	68	111	22	9.0	.227

MINOR LEAGUES

BOSIOKOVIC, JACOB ANDREW

PITCHER

HEIGHT: 6-5		BATS: R										BORN: 12/21/1993 in Delaware, OH									
WEIGHT: 240		THROWS: R										RESIDES: - -									
SIGNED BY: - -		SCHOOL: Ohio State																			
HOW OBTAINED: Signed as a minor league free agent on January 17, 2025...originally selected by Colorado in 19th round of 2016 MLB Draft.																					
YEAR	TEAM	W-L	ERA	G	GS	CG	SHO	SV	IP	H	R	ER	HR	HB	BB	SO	WP	K/9	BAA		
2019	Asheville	2-1	4.54	33	0	0	0	1	41.2	38	24	21	3	2	16	42	5	9.1	.238		
2020		NO SEASON - DID NOT PLAY																			
2021	Springfield	6-3	4.28	31	0	0	0	4	48.1	35	29	23	4	5	28	70	7	13.0	.194		
	Memphis	1-0	2.16	7	0	0	0	3	8.1	7	3	2	0	0	1	12	1	13.0	.219		
2022	Memphis	1-1	5.27	15	0	0	0	3	13.2	13	9	8	3	1	4	13	2	8.6	.241		
2023		TEMPORARY INACTIVE LIST - DID NOT PLAY																			
2024	Memphis	4-3	5.56	47	0	0	0	1	55.0	52	36	34	8	2	35	65	8	10.6	.248		
Minor League Totals		14-8	4.74	133	0	0	0	12	167.0	145	101	88	18	10	84	202	23	10.9	.228		

BOWEN, DARREN CALVIN

PITCHER

HEIGHT: 6-3			BATS: R			BORN: 2/3/2001 in Newton, MA													
WEIGHT: 183			THROWS: R			RESIDES: Newton, MA													
SIGNED BY: - -			SCHOOL: University of North Carolina-Pembroke																
HOW OBTAINED: Trade with Seattle with RHP Anthony DeSclafani, RHP Justin Topa and OF Gabriel Gonzalez in exchange for IF Jorge Polanco on January 29, 2024.																			
2024: Acquired by the Twins alongside Gabriel Gonzalez, Anthony DeSclafani and Justin Topa in exchange for Jorge Polanco on January 29, 2024...entered 2024 as the No. 27 overall prospect in the Twins organization per MLB.com and the No. 29 prospect per <i>Baseball America</i> ...spent entire season with High-A Cedar Rapids, going 2-10, 6.07 ERA (72.2 IP, 49 ER) with 26 walks and 71 strikeouts in 18 games (17 starts)...place on 7-day Injured List with a right elbow sprain on June 7; reinstated on July 12...2023: Made professional debut with Low-A Modesto in the Mariners' system, going 4-2 with a 3.88 ERA (55.2 IP, 24 ER), 25 walks and 59 strikeouts in 19 games (15 starts)...2022: Did not appear in a minor league game after being selected by Seattle in the 13th round of the First-Year Player Draft...AMATEUR CAREER: Pitched three seasons (2020-22) for the University of North Carolina-Pembroke, going 7-6 with nine saves.																			
YEAR	TEAM	W-L	ERA	G	GS	CG	SHO	SV	IP	H	R	ER	HR	HB	BB	SO	WP	K/9	BAA
2023	Modesto	4-2	3.88	19	15	0	0	0	55.2	36	27	24	2	5	25	59	2	9.5	.182
2024	Cedar Rapids	2-10	6.07	18	17	0	0	0	72.2	77	53	49	7	6	26	71	2	8.8	.266
Minor League Totals		6-12	5.12	37	32	0	0	0	128.1	113	80	73	9	11	51	130	4	9.1	.232

BRAGG, KADE ALEXANDER

PITCHER

HEIGHT: 6-1			BATS: R			BORN: 7/2/2001 in Ennis, TX													
WEIGHT: 215			THROWS: L			RESIDES: - -													
SIGNED BY: Trevor Brown			SCHOOL: Angelo State University																
HOW OBTAINED: Selected by Twins in 17th round of 2023 First-Year Player Draft.																			
2024: Made professional debut with Low-A Fort Myers posting a 1.08 ERA (8.1 IP, 1 ER) with five walks, nine strikeouts and one save in six games...was placed on 7-day Injured List on April 29 with left shoulder strain; transferred to 60-day Injured List on June 12 ending his season...2023: Selected by the Twins in the 17th round of the 2023 First-Year Player Draft out of Angelo State University...COLLEGE/AMATEUR: Named the Lone Star Conference Male Athlete of the Year in 2023 after leading Angelo State to its first NCAA Division II Baseball National Championship...went 15-1 with a 1.20 ERA (104.2 IP, 14 ER), 39 walks, 124 strikeouts and a .171 opponent batting average in 18 games (16 starts) for the Rams in the 2023 season; led the Lone Star Conference in wins...also pitched for Chatham in the Cape Cod League in 2021, tossing 4.0 scoreless innings over four appearances (1 H, 2 BB, 3 K)...PERSONAL: Grew up a Texas Rangers fan...enjoys the outdoors, especially walking, hunting and fishing.																			
YEAR	TEAM	W-L	ERA	G	GS	CG	SHO	SV	IP	H	R	ER	HR	HB	BB	SO	WP	K/9	BAA
2024	Fort Myers	0-0	1.08	6	0	0	0	1	8.1	5	2	1	0	2	5	9	0	9.7	.185
Minor League Totals		0-0	1.08	6	0	0	0	1	8.1	5	2	1	0	2	5	9	0	9.7	.185

BRICENO, MIGUEL

UTILITY PLAYER

HEIGHT: 5-9		BATS: R		BORN: 7/6/2003 in Caracas, Venezuela															
WEIGHT: 155		THROWS: R		RESIDES: - -															
SIGNED BY: - -		SCHOOL: - -																	
HOW OBTAINED: Selected by Twins in 2nd round of Minor League Phase of Rule 5 Draft on December 11, 2024...originally signed by MIL on July 6, 2019.																			
YEAR	TEAM	AVG	G	AB	R	H	2B	3B	HR	RBI	SH	SF	HBP	BB	SO	SB	CS	OBP	OPS
2021	DSL Brewers 1	.237	52	177	31	42	10	3	2	22	0	1	1	17	18	10	3	.306	.668
2022	DSL Brewers 1	.294	5	17	4	5	2	0	0	1	0	0	0	3	2	0	1	.400	.812
	ACL Brewers Gold	.328	25	58	5	19	4	1	0	10	0	3	0	7	17	1	0	.382	.813
2023	ACL Brewers	.313	30	83	21	26	4	0	0	10	0	1	0	5	12	3	2	.348	.710
2024	Carolina	.277	94	310	42	86	16	1	3	45	0	5	1	21	43	16	7	.321	.685
Minor League Totals		.276	206	645	103	178	36	5	5	88	0	10	2	53	92	30	13	.328	.699

CAFE, NESTOR ALEXANDER

PITCHER

HEIGHT: 6-4			BATS: R			BORN: 11/6/2005 in Higüey, Dominican Republic													
WEIGHT: 185			THROWS: R			RESIDES: - -													
SIGNED BY: - -			SCHOOL: - -																
HOW OBTAINED: Signed as an undrafted free agent, March 7, 2024.																			
YEAR	TEAM	W-L	ERA	G	GS	CG	SHO	SV	IP	H	R	ER	HR	HB	BB	SO	WP	K/9	BAA
2024	DSL Twins	0-0	8.79	11	0	0	0	0	14.1	12	17	14	1	4	26	19	12	11.9	.226
Minor League Totals		0-0	8.79	11	0	0	0	0	14.1	12	17	14	1	4	26	19	12	11.9	.226

CARDENAS, NOAH JACOB

CATCHER

HEIGHT: 5-11
WEIGHT: 205
SIGNED BY: Brian Tripp
HOW OBTAINED: Selected by Twins in 8th round of 2021 First-Year Player Draft.

BATS: R
THROWS: R
SCHOOL: University of California, Los Angeles

BORN: 9/10/1999 in Burbank, CA
RESIDES: Saugus, CA

2024: Named best defensive catcher in Twins system by *Baseball America* entering 2024...spent entire season at Double-A Wichita and was club's Opening Day catcher on April 5 vs. Frisco...homered in consecutive games - his second and third games of the season - on April 7 vs. Frisco and April 11 at Springfield...second time in professional career homering in back-to-back games...hit first professional grand slam on July 12 at Springfield, driving in a single-game career-high five RBI...led Wind Surge in games caught (71)...threw out 24% of runners attempting to steal (26 caught of 108 attempts)...2023: Spent the entire season with High-A Cedar Rapids, his first season at that level...set single-season career highs in several offensive categories including runs scored (44), hits (84) and doubles (23)...ranked fourth in the Midwest League and sixth among all Twins minor leaguers in on-base percentage (.397)...also was eighth in the MWL in batting average (.272)...ended the season as the No. 29 prospect in the Twins' system, per MLB.com...2022: Spent the season with Low-A Fort Myers, batting .261 (81-for-310) with 18 doubles, one triple, nine home runs, 43 RBI, 73 walks, 42 runs scored, 11 stolen bases and a .834 OPS in 99 games...named the winner of the Harmon Killebrew Award representing Fort Myers, he was recognized by the Mighty Mussels front office for his participation and engagement in community events during the season...**AMATEUR CAREER:** Was three-year starter at catcher for UCLA from 2019-21 where he had a career .302/.407/.426 slash line with eight home runs and 30 extra-base hits over 126 games (107 starts)...2021 Pac-12 All-Conference Team...2019 Pac-12 All-Defensive Team Honorable Mention...played for Yarmouth-Dennis in the Cape Cod League in 2019 and for Portland in the West Coast League in the Summer of 2018...four-year varsity baseball letterwinner at Bishop Alemany High School (Mission Hills, CA)...ranked No. 30 in the 2018 Perfect Game USA Top High School Prospects in the state of California...ranked No. 213 in the 2018 Perfect Game USA Top 500 High School Prospects...2017 Perfect Game Rawlings Underclass Honorable Mention All-American...played for the Milwaukee Brewers at the 2017 Area Code Games in Long Beach, CA.

YEAR	TEAM	AVG	G	AB	R	H	2B	3B	HR	RBI	SH	SF	HBP	BB	SO	SB	CS	OBP	OPS
2021	FCL Twins	.300	13	20	3	6	1	0	1	4	0	1	1	3	3	0	0	.400	.900
2022	Fort Myers	.261	99	310	42	81	18	1	9	43	0	3	15	73	70	11	5	.421	.834
2023	Cedar Rapids	.272	90	309	44	84	23	1	3	38	0	3	11	55	77	9	5	.397	.779
2024	Wichita	.173	75	254	32	44	11	0	5	32	0	0	8	43	71	4	4	.312	.587
Minor League Totals		.241	277	893	121	215	53	2	18	117	0	7	35	174	221	24	14	.382	.747

CARPENTER, CHRISTOPHER MICHAEL (MICHAEL)

PITCHER

HEIGHT: 6-1
WEIGHT: 195
SIGNED BY: Joe Bisenius
HOW OBTAINED: Selected by Twins in 11th round of 2024 First-Year Player Draft.

BATS: R
THROWS: L
SCHOOL: Madison College

BORN: 7/28/2004 in Menomonee Falls, WI
RESIDES: - -

CARR, THOMAS PEYTON (PEYTON)

INFIELDER

HEIGHT: 6-2
WEIGHT: 205
SIGNED BY: Ty Dawson
HOW OBTAINED: Selected by Twins in 10th round of 2024 First-Year Player Draft.

BATS: R
THROWS: R
SCHOOL: High Point

BORN: 3/26/2002 in Fort Myers, FL
RESIDES: - -

CARRANZA, AARON FEDERICO

PITCHER

HEIGHT: 6-2
WEIGHT: 181
SIGNED BY: - -
HOW OBTAINED: Signed as an undrafted free agent on January 26, 2024.

BATS: R
THROWS: R
SCHOOL: - -

BORN: 7/11/2005 in Valencia, Venezuela
RESIDES: - -

YEAR	TEAM	W-L	ERA	G	GS	CG	SHO	SV	IP	H	R	ER	HR	HB	BB	SO	WP	K/9	BAA
2024	DSL Twins	1-1	7.53	10	2	0	0	0	14.1	13	15	12	1	6	13	13	4	8.2	.241
Minor League Totals		1-1	7.53	10	2	0	0	0	14.1	13	15	12	1	6	13	13	4	8.2	.214

CASTELLANOS, SANTIAGO ALEJANDRO

PITCHER

HEIGHT: 5-10
WEIGHT: 150
SIGNED BY: Edgar Guerra
HOW OBTAINED: Signed as minor league free agent on January 15, 2025.

BATS: R
THROWS: R
SCHOOL: - -

BORN: 7/17/2008 in Valle de la Pascua, Venezuela
RESIDES: - -

CASTILLO, ANGEL LUIS

PITCHER

HEIGHT: 6-2
WEIGHT: 215
SIGNED BY: Manuel Luciano
HOW OBTAINED: Signed as minor league free agent on January 15, 2025.

BATS: R
THROWS: R
SCHOOL: - -

BORN: 10/24/2006 in Moca, Dominican Republic
RESIDES: - -

CASTILLO, HARITZON GRABIEL

INFIELDER

HEIGHT: 5-10
WEIGHT: 175
SIGNED BY: Marlon Nava
HOW OBTAINED: Signed as minor league free agent on January 15, 2025.

BATS: S
THROWS: R
SCHOOL: - -

BORN: 3/23/2008 in Barquisimeto, Venezuela
RESIDES: - -

CASTILLO VELEZ, PABLO

CATCHER

HEIGHT: 6-0
WEIGHT: 189
SIGNED BY: Alant Moncion
HOW OBTAINED: Signed as minor league free agent on January 15, 2025.

BATS: R
THROWS: R
SCHOOL: - -

BORN: 4/30/2008 in Barquisimeto, Venezuela
RESIDES: - -

MINOR LEAGUES

CASTILLO, RAYMI															PITCHER									
HEIGHT: 6-4					BATS: R					BORN: 1/10/2006 in Moca, Dominican Republic														
WEIGHT: 187					THROWS: R					RESIDES: - -														
SIGNED BY: - -					SCHOOL: - -																			
HOW OBTAINED: Signed as an undrafted free agent on July 6, 2024.																								
YEAR	TEAM	W-L	ERA	G	GS	CG	SHO	SV	IP	H	R	ER	HR	HB	BB	SO	WP	K/9	BAA					
2024	DSL Twins	1-1	19.06	6	0	0	0	0	5.2	7	12	12	0	3	12	8	7	12.7	.318					
Minor League Totals		1-1	19.06	6	0	0	0	0	5.2	7	12	12	0	3	12	8	7	12.7	.318					

CASTRO, ARIEL OSMAR															OUTFIELDER									
HEIGHT: 6-2					BATS: L					BORN: 2/17/2006 in Havana, Cuba														
WEIGHT: 191					THROWS: L					RESIDES: - -														
SIGNED BY: Luis Lajara					SCHOOL: - -																			
HOW OBTAINED: Signed as an undrafted free agent on January 16, 2023.																								
2023: Made his professional debut for the DSL Twins...hit his first pro home run on June 15, going 1-for-5 vs. DSL Phillies Red...2022: Ranked as 26th-best prospect in Twins system entering 2023, by MLB.com.																								
YEAR	TEAM	AVG	G	AB	R	H	2B	3B	HR	RBI	SH	SF	HBP	BB	SO	SB	CS	OBP	OPS					
2023	DSL Twins	.206	44	160	31	33	7	4	4	24	0	1	4	24	63	4	5	.323	.698					
2024	FCL Twins	.204	36	113	16	23	4	0	4	25	0	1	4	16	41	5	3	.321	.666					
Minor League Totals		.205	80	273	47	56	11	4	8	49	0	2	8	40	104	9	8	.322	.685					

CASTRO, RICKY																	PITCHER						
HEIGHT: 6-2				BATS: R				BORN: 8/5/1999 in Naperville, IL															
WEIGHT: 205				THROWS: R				RESIDES: - -															
SIGNED BY: - -				SCHOOL: Tulane University																			
HOW OBTAINED: Signed as an undrafted free agent on May 29, 2024.																							
YEAR	TEAM	W-L	ERA	G	GS	CG	SHO	SV	IP	H	R	ER	HR	HB	BB	SO	WP	K/9	BAA				
2024	Fort Myers	4-2	3.72	8	5	0	0	1	29.0	20	14	12	3	1	10	39	1	12.1	.196				
	Cedar Rapids	2-4	4.05	7	5	0	0	0	33.1	33	19	15	3	0	9	31	1	8.4	.252				
Minor League Totals		6-6	3.90	15	10	0	0	1	62.1	53	33	27	6	1	19	70	2	10.1	.227				

CEBALLOS, BRANDY										PITCHER									
HEIGHT: 5-11					BATS: R					BORN: 6/9/2007 in Payita, Dominican Republic									
WEIGHT: 176					THROWS: R					RESIDES: - -									
SIGNED BY: Luis Sosa					SCHOOL: - -														
HOW OBTAINED: Signed as minor league free agent on January 15, 2025.																			

CERDA, ALLAN ALEXESIS															OUTFIELDER						
HEIGHT: 6-2			BATS: R			BORN: 11/24/1999 in Bronx, NY															
WEIGHT: 203			THROWS: R			RESIDES: --															
SIGNED BY: --			SCHOOL: --																		
HOW OBTAINED: Signed as a minor league free agent on December 2, 2024...originally signed by Cincinnati as an international free agent in July of 2017.																					
YEAR	TEAM	AVG	G	AB	R	H	2B	3B	HR	RBI	SH	SF	HBP	BB	SO	SB	CS	OBP	OPS		
2018	DSL Reds	.272	51	173	35	47	11	0	6	34	0	2	14	25	45	3	2	.402	.841		
2019	Greenville	.220	39	132	22	29	6	0	9	27	1	2	10	20	56	2	2	.360	.830		
2020	NO SEASON - DID NOT PLAY																				
2021	Daytona	.242	66	227	42	55	14	4	14	42	0	4	14	31	85	1	7	.362	.886		
	Dayton	.273	21	77	15	21	8	1	3	13	0	0	0	10	20	1	1	.356	.875		
2022	Dayton	.219	62	201	38	44	13	1	13	31	0	0	6	42	91	3	3	.369	.857		
	Chattanooga	.198	62	207	36	41	9	0	11	25	0	1	7	42	77	4	1	.350	.751		
2023	ACL Reds	.235	6	17	8	4	1	0	3	6	0	0	0	10	8	1	0	.519	1.343		
	Daytona	.143	6	21	3	3	0	1	1	2	0	0	0	1	7	0	0	.182	.563		
	Dayton	.238	8	21	4	5	1	0	0	4	0	1	1	7	8	0	0	.433	.719		
	Chattanooga	.181	48	155	23	28	7	0	6	22	0	0	7	31	71	5	6	.342	.684		
2024	Eugene	.214	4	14	3	3	1	0	2	3	0	0	1	1	7	0	0	.313	1.027		
	Chattanooga	.181	23	72	10	13	2	1	3	8	0	0	0	11	24	1	0	.289	.650		
	Richmond	.200	6	20	3	4	0	0	2	3	0	0	0	2	8	0	0	.273	.773		
Minor League Totals		.222	403	1337	242	297	73	8	73	220	1	10	60	233	507	21	22	.360	.813		

CESAR, JOEL DANIEL

PITCHER

HEIGHT: 5-11		BATS: R		BORN: 1/26/1996 in Altamira, Dominican Republic															
WEIGHT: 191		THROWS: R		RESIDES: --															
SIGNED BY: --		SCHOOL: --																	
HOW OBTAINED: Signed as a minor league free agent on January 22, 2025...previously with Pittsburgh (2015-20) and Philadelphia (2020-22) organizations.																			
YEAR	TEAM	W-L	ERA	G	GS	CG	SHO	SV	IP	H	R	ER	HR	HB	BB	SO	WP	K/9	BAA
2016	DSL Pirates	0-0	2.70	2	2	0	0	0	6.2	4	3	2	1	0	7	5	4	6.8	.174
2017	West Virginia Black Bears	1-1	3.67	22	0	0	0	7	27.0	16	12	11	2	2	18	27	7	9.0	.165
2018	West Virginia Power	2-1	3.15	29	0	0	0	3	54.1	44	30	19	4	0	23	50	7	8.3	.222
2019	Bradenton	2-0	0.73	9	0	0	0	5	12.1	4	1	1	1	0	5	16	2	11.7	.100
	Altoona	3-4	3.76	28	1	0	0	1	38.1	38	18	16	5	4	12	36	3	8.5	.260
2020		NO SEASON - DID NOT PLAY																	
2021	Reading	0-1	10.29	6	0	0	0	1	7.0	7	8	8	2	0	8	7	0	9.0	.250
2022	Jersey Shore	0-0	13.50	3	0	0	0	0	2.2	1	4	4	0	1	6	3	0	10.1	.111
2023	Gigantes del Cibao	0-0	4.50	10	0	0	0	0	8.0	8	4	4	1	0	4	6	0	6.8	--
2024	Oaxaca	1-2	24.00	5	0	0	0	0	3.0	8	8	8	4	0	1	3	0	9.0	--
	Aguascalientes	0-0	11.25	5	0	0	0	0	4.0	4	5	5	0	0	0	3	2	6.8	--
	Gigantes del Cibao	0-0	2.40	16	0	0	0	1	15.0	11	4	4	1	0	6	20	0	12.0	--
Minor League Totals		8-7	3.70	99	3	0	0	17	148.1	114	76	61	15	7	79	144	23	8.7	.211

CESPEDES, RUBEL ESTELYN

INFIELDER

HEIGHT: 6-2		BATS: L		BORN: 8/29/2000 in Azua, Dominican Republic																															
WEIGHT: 211		THROWS: R		RESIDES: Azua, Dominican Republic																															
SIGNED BY: Daniel Sanchez																																			
HOW OBTAINED: Signed as an undrafted free agent, April 29, 2019.																																			
2025: Enters 2025 as the No. 24 prospect in Twins organization per MLB.com...2024: Spent entire season with High-A Cedar Rapids...named Midwest League Player of the Week on April 14 and Midwest Player of the Month for April...placed on Kernels 7-day Injured List with right wrist sprain on June 28; reinstated on July 9...named Twins minor league Player of the Week on July 28...2023: Was on the Team Dominican Republic bench for an exhibition game against the Twins on March 9...spent second-straight season with Low-A Fort Myers...led Mighty Mussels in games played (115), home runs (13) and RBI (74)...also led the Florida State League in RBI and ranked sixth in the league in homers; was eighth among all Twins minor leaguers in RBI.																																			
YEAR	TEAM	AVG	G	AB	R	H	2B	3B	HR	RBI	SH	SF	HBP	BB	SO	SB	CS	OBP	OPS																
2019	DSL Twins	.271	42	166	18	45	11	4	1	24	0	1	4	9	32	2	1	.322	.726																
2020	NO SEASON - DID NOT PLAY																																		
2021	FCL Twins	.157	39	127	13	20	3	2	3	15	0	1	2	13	42	3	1	.245	.528																
2022	Fort Myers	.290	74	255	33	74	15	0	4	28	0	3	4	17	57	1	1	.341	.737																
2023	Fort Myers	.233	115	420	62	98	26	2	13	74	0	5	1	50	101	3	1	.313	.711																
2024	Cedar Rapids	.282	110	418	48	118	22	2	12	72	0	2	3	39	93	5	3	.346	.777																
Minor League Totals		.256	380	1386	174	355	77	10	33	213	0	12	14	128	325	14	7	.323	.721																

CHANEY, CHASE TAYLOR

PITCHER

HEIGHT: 6-1		BATS: R								BORN: 12/16/1999 in Lawrenceville, GA									
WEIGHT: 199		THROWS: R								RESIDES: - -									
SIGNED BY: - -		SCHOOL: Mountain View High School (GA)																	
HOW OBTAINED: Signed as a minor league free agent on December 12, 2024...originally selected by LAA in 16th round of 2018 MLB Draft.																			
YEAR	TEAM	W-L	ERA	G	GS	CG	SHO	SV	IP	H	R	ER	HR	HBP	BB	SO	WP	K/9	BAA
2019	AZL Angels	1-5	6.28	11	2	0	0	0	38.2	40	40	27	3	10	35	27	21	6.3	.270
2020	NO SEASON - DID NOT PLAY																		
2021	ACL Angels	1-2	6.39	4	3	0	0	0	12.2	23	17	9	0	1	4	14	5	10.0	.365
	Inland Empire	2-1	3.65	10	0	0	0	0	24.2	31	12	10	1	1	7	36	1	13.1	.304
	Tri-City	0-0	4.50	1	0	0	0	0	4.0	6	3	2	1	0	1	4	1	9.0	.375
2022	Inland Empire	5-5	2.77	30	11	0	0	3	91.0	92	35	38	3	6	17	81	6	8.0	.256
2023	Tri-City	7-6	3.63	24	19	0	0	0	111.2	113	54	45	6	9	34	84	7	6.8	.259
	Rocket City	0-0	13.50	1	1	0	0	0	2.0	4	3	3	0	0	2	1	0	4.5	.444
2024	Rocket City	7-11	4.30	26	25	0	0	0	138.0	149	73	66	19	6	44	103	4	6.7	.271
Minor League Totals		23-30	4.05	107	61	0	0	3	422.2	458	237	190	33	33	144	350	45	7.5	.272

CHIVILLI, HENDRY GIOVANNY

SHORTSTOP

HEIGHT: 6-3		BATS: R										BORN: 9/14/2005 in Santo Domingo, DR									
WEIGHT: 173		THROWS: R										RESIDES: - -									
SIGNED BY: Daniel Sánchez		SCHOOL: - -																			
HOW OBTAINED: Signed as an undrafted free agent on January 15, 2023.																					
YEAR	TEAM	AVG	G	AB	R	H	2B	3B	HR	RBI	SH	SF	HBP	BB	SO	SB	CS	OBP	OPS		
2023	DSL Twins	.173	25	81	14	14	1	1	2	8	0	3	1	12	37	4	2	.278	.562		
2024	FCL Twins	.207	46	135	23	28	10	0	0	11	0	2	5	17	48	15	6	.314	.595		
Minor League Totals		.194	71	216	37	42	11	1	2	19	0	5	6	29	85	19	8	.301	.583		

CHOURIO, BYRON DEY LIS

OUTFIELDER

HEIGHT: 6-2		BATS: S										BORN: 5/20/2005 in Merida, Venezuela																	
WEIGHT: 176		THROWS: R										RESIDES: - -																	
SIGNED BY: - -																													
HOW OBTAINED: Trade with Miami with RHP Pablo López and IF Jose Salas in exchange for IF Luis Araez on January 20, 2023.																													
YEAR	TEAM	AVG	G	AB	R	H	2B	3B	HR	RBI	SH	SF	HBP	BB	SO	SB	CS	OBP	OPS										
2022	DSL Marlins	.344	51	183	47	63	9	0	1	23	0	4	5	25	27	19	7	.429	.839										
2023	FCL Twins	.262	24	84	11	22	3	0	0	11	0	0	2	20	19	4	2	.415	.713										
2024	Fort Myers	.207	84	328	38	68	7	5	2	31	1	6	2	29	104	23	5	.271	.548										
Minor League Totals		.257	159	595	96	153	19	5	3	65	1	10	9	74	150	46	14	.343	.664										

COMPRES, MANUEL FRANCISCO

PITCHER

HEIGHT: 6-4		BATS: R										BORN: 7/9/2005 in Moca, Dominican Republic									
WEIGHT: 226		THROWS: R										RESIDES: - -									
SIGNED BY: - -		SCHOOL: - -																			
HOW OBTAINED: Signed as an undrafted free agent on May 31, 2024.																					
YEAR	TEAM	W-L	ERA	G	GS	CG	SHO	SV	IP	H	R	ER	HR	HB	BB	SO	WP	K/9	BAA		
2024	DSL Twins	2-2	14.25	13	0	0	0	1	12.0	6	24	19	1	6	24	14	9	10.5	.150		
Minor League Totals		2-2	14.25	13	0	0	0	1	12.0	6	24	19	1	6	24	14	9	10.5	.150		

CORDERO, MIGUEL ANGEL

PITCHER

HEIGHT: 6-1		BATS: R		BORN: 8/15/2006 in Maracaibo, Venezuela															
WEIGHT: 170		THROWS: R		RESIDES: - -															
SIGNED BY: Marlon Nava		SCHOOL: - -																	
HOW OBTAINED: Signed as an undrafted free agent on January 15, 2023.																			
YEAR	TEAM	W-L	ERA	G	GS	CG	SHO	SV	IP	H	R	ER	HR	HB	BB	SO	WP	K/9	BAA
2023	DSL Twins	1-2	2.81	9	9	1	0	0	41.2	38	21	13	2	2	18	46	8	9.9	.242
2024	FCL Twins	1-2	6.97	12	1	0	0	1	31.0	37	31	24	2	3	13	26	3	7.6	.303
Minor League Totals		2-4	4.58	21	10	1	0	1	72.2	75	52	37	4	5	31	72	11	8.9	.269

COSSETTI, ANDREW LAWRENCE

CATCHER

HEIGHT: 6-0			BATS: R			BORN: 1/31/2000 in Eagleville, PA													
WEIGHT: 250			THROWS: R			RESIDES: Eagleville, PA													
SIGNED BY: Nick Venuto			SCHOOL: St. Joseph's University																
HOW OBTAINED: Selected by Twins in the 11th round of the 2022 First-Year Player Draft.																			
2024: Spent entire season at Double-A Wichita hitting .192 (61-for-317) with 18 doubles, three triples, eight home runs, 43 RBI, 34 runs scored and 41 walks in 86 games...2023: Split the season between Low-A Fort Myers (35 games) and High-A Cedar Rapids (60 games) in his first full professional season...was named the Florida State League Player of the Week on April 23 and the FSL Player of the Month for April, after hitting .339 (20-for-59) with eight doubles, four home runs, 20 RBI, 11 walks, 14 runs scored and a 1.152 OPS in 19 games; also name the Twins minor league Player of the Month for April...promoted to Cedar Rapids on May 23 and spent the rest of the season with the Kernels...after the conclusion of the minor league season, played for Glendale in the Arizona Fall League, going 3-for-29 with two home runs, five RBI, six walks, one stolen base and four runs scored in nine games for the Desert Dogs.																			
YEAR	TEAM	AVG	G	AB	R	H	2B	3B	HR	RBI	SH	SF	HBP	BB	SO	SB	CS	OBP	OPS
2022	FCL Twins	.000	1	2	1	0	0	0	0	0	0	0	1	1	0	0	0	.500	.500
2023	Fort Myers	.330	35	112	20	37	11	1	6	33	0	2	7	22	25	1	0	.462	1.069
	Cedar Rapids	.262	60	195	45	51	12	3	9	30	0	4	8	42	54	0	0	.406	.898
2024	Wichita	.192	86	317	34	61	18	3	8	43	0	2	8	41	115	5	1	.299	.643
Minor League Totals		.238	182	626	100	149	41	7	23	106	0	8	24	106	194	6	1	.365	.801

COTA, JUAN PABLO

PITCHER

HEIGHT: 6-1		BATS: R		BORN: 6/2/2005 in Los Mochis, Mexico															
WEIGHT: 185		THROWS: R		RESIDES: - -															
SIGNED BY: - -		SCHOOL: - -																	
HOW OBTAINED: Signed as an undrafted free agent on September 7, 2022.																			
YEAR	TEAM	W-L	ERA	G	GS	CG	SHO	SV	IP	H	R	ER	HR	HB	BB	SO	WP	K/9	BAA
2023	DSL Twins	2-2	2.73	10	5	0	0	0	29.2	20	15	9	0	2	7	30	3	9.1	.185
2024	FCL Twins	1-2	7.04	7	6	0	0	0	15.1	15	12	12	0	3	10	9	1	5.3	.268
Minor League Totals		3-4	4.20	17	11	0	0	0	45.0	35	27	21	0	5	17	39	4	7.8	.213

CULPEPPER, CHRISTIAN JOSEPH (C.J.)

PITCHER

HEIGHT: 6-3	BATS: R	BORN: 11/2/2001 in Upland, CA
WEIGHT: 232	THROWS: R	RESIDES: Rancho Cucamonga, CA
SIGNED BY: John Leavitt		
SCHOOL: California Baptist University		
HOW OBTAINED: Selected by the Twins in the 13th round of the 2022 First-Year Player Draft.		
2025: Enters 2025 as the No. 12 prospect in Twins organization per MLB.com... 2024: Began season with High-A Cedar Rapids...named Midwest League Pitcher of the Week and Twins Pitcher of the Week on May 26, pitching 6.0 perfect innings in a start on May 23 at Peoria, including season-high eight strikeouts...promoted to Double-A Wichita on August 13 where he finished season... 2023: Split first full professional season between Low-A Fort Myers (11 games/starts) and High-A Cedar Rapids (10 games/starts)...was named Twins minor league Pitcher of the Week three times: May 14 (with Fort Myers), July 9 (with Cedar Rapids) and September 17 (with Cedar Rapids)...also named Florida State League Pitcher of the Week on June 25 and FSL Pitcher of the Month for June, after going 3-1, 1.35 ERA (20.0 IP, 3 ER) with seven walks, 24 strikeouts and a .177 (12-for-68) opponent batting average in four starts...was promoted to Cedar Rapids on June 26...ranked tied for eighth among all Twins farmhands in starts (21), and was tied for 12th in strikeouts (89) and innings pitched (86.0)...ended season ranked as No. 14 prospect in Twins system, per MLB.com.		

Culpepper continued...

YEAR	TEAM	W-L	ERA	G	GS	CG	SHO	SV	IP	H	R	ER	HR	HB	BB	SO	WP	K/9	BAA
2022	FCL Twins	0-0	0.00	1	0	0	0	0	1.0	0	0	0	0	1	1	1	0	9.00	.000
2023	Fort Myers	4-3	2.33	11	11	1	0	0	46.1	32	15	12	2	1	15	53	3	10.3	.196
	Cedar Rapids	2-2	4.99	10	10	0	0	0	39.2	40	25	22	2	3	16	36	2	8.2	.260
2024	Cedar Rapids	2-2	2.89	10	9	0	0	0	37.1	29	17	12	1	2	11	43	2	10.4	.215
	Wichita	1-1	4.71	6	6	0	0	0	21.0	19	11	11	2	3	7	21	0	9.0	.238
Minor League Totals		9-8	3.53	38	36	1	0	0	145.1	120	68	57	7	10	50	154	7	9.5	.224

CULPEPPER, KAELEN KENNETH

SHORTSTOP

HEIGHT: 6-0

BATS: R

BORN: 12/29/2002 in Memphis, TN

WEIGHT: 185

THROWS: R

RESIDES: --

SIGNED BY: John DiMercurio

SCHOOL: Kansas State University

HOW OBTAINED: Selected by Twins in 1st round (21st overall) of 2024 First-Year Player Draft.

2025: Enters 2025 season as No. 4 prospect in Twins organization per MLB.com and No. 5 prospect per *Baseball America*...participated in 2025 TwinsFest at Target Field in January. **2024:** Made professional debut on August 9 with Low-A Fort Myers and his High-A debut with Cedar Rapids on August 20, hitting .242 (24-for-99) with four doubles, one triple, three home runs, 12 RBI, four stolen bases, a .394 slugging percentage and a .724 on-base percentage in 26 games between the two levels. **AMATEUR:** Hit .314 (176-for-561) with 32 doubles, six triples, 26 home runs, 122 RBI, 27 stolen bases, 63 walks, 109 runs scored, a .402 on-base percentage and a .934 OPS in 152 games at Kansas State from 2022-24...led the USA Baseball Collegiate National Team in batting average (.471), on-base percentage (.526) and slugging percentage (.853) in 2023...earned All-Big 12 Honorable Mention in 2022 and 2023...was named to the Big 12 All-Freshman Team in 2022.

YEAR	TEAM	AVG	G	AB	R	H	2B	3B	HR	RBI	SH	SF	HBP	BB	SO	SB	CS	OBP	OPS
2024	Fort Myers	.297	9	37	6	11	3	0	2	9	0	0	1	3	2	2	1	.366	.907
	Cedar Rapids	.210	17	62	11	13	1	1	1	3	0	0	1	8	13	2	0	.310	.616
Minor League Totals		.242	26	99	17	24	4	1	3	12	0	0	2	11	15	4	1	.330	.724

DE ANDRADE, DANNY JOSE

INFIELDER

HEIGHT: 5-11

BATS: R

BORN: 4/10/2004 in Valencia, Venezuela

WEIGHT: 190

THROWS: R

RESIDES: Valencia, Venezuela

SIGNED BY: --

SCHOOL: --

HOW OBTAINED: Signed as an undrafted free agent, January 15, 2021.

2025: Enters 2025 as the No. 22 prospect in Twins organization per MLB.com...**2024:** Ranked as No. 11 prospect in Twins system per MLB.com and No. 13 per *Baseball America* entered the season...spent entire season with High-A Cedar Rapids, hitting .243 (25-for-103) with six doubles, two home runs, 19 RBI, five stolen bases and 13 runs scored in 29 games...placed on Kernels 7-day Injured List on May 17 with a right ankle sprain; transferred to the 60-day Injured List on July 3...**2023:** Ranked as 16th-best prospect in Twins system by MLB.com, entering 2023; ended minor league season as 10th-best prospect in system, per MLB.com...spent entire season with Low-A Fort Myers; ranked second on the Mighty Mussels in home runs (11), RBI (67) and games played (105)...**2022:** Ranked as 28th-best prospect in Twins system by MLB.com, entering 2022...**2021:** Ranked as the 10th-best prospect in the Twins farm system by MLB.com.

YEAR	TEAM	AVG	G	AB	R	H	2B	3B	HR	RBI	SH	SF	HBP	BB	SO	SB	CS	OBP	OPS
2021	DSL Twins	.264	50	178	16	47	13	1	0	16	0	1	6	15	27	6	2	.340	.688
2022	FCL Twins	.242	48	178	27	43	9	1	4	23	0	1	6	19	34	4	2	.333	.704
2023	Fort Myers	.244	105	394	72	96	21	3	11	67	0	9	14	58	103	20	4	.354	.750
2024	Cedar Rapids	.243	29	103	13	25	6	0	2	19	0	0	6	8	20	5	2	.333	.692
Minor League Totals		.247	232	853	128	211	49	5	17	125	0	11	32	100	184	35	10	.344	.720

DE JESUS, YENCY

PITCHER

HEIGHT: 5-11

BATS: R

BORN: 6/20/2002 in Sabana Grande De Boya, Dominican Republic

WEIGHT: 170

THROWS: R

RESIDES: --

SIGNED BY: --

SCHOOL: --

HOW OBTAINED: Signed as an undrafted free agent on September 29, 2022.

YEAR	TEAM	W-L	ERA	G	GS	CG	SHO	SV	IP	H	R	ER	HR	HB	BB	SO	WP	K/9	BAA
2023	DSL Twins	2-3	4.24	10	4	0	0	0	40.1	30	33	19	5	4	22	44	5	9.8	.195
2024	FCL Twins	1-1	1.08	11	1	0	0	0	25.0	17	10	3	0	0	16	21	3	7.6	.177
Minor League Totals		3-4	3.03	21	5	0	0	0	65.1	47	43	22	5	4	38	65	8	9.0	.188

DE LA VALLE, DANIEL

CATCHER

HEIGHT: 5-10

BATS: R

BORN: 2/4/2008 in Cartagena, Colombia

WEIGHT: 200

THROWS: R

RESIDES: --

SIGNED BY: Andres Garcia

SCHOOL: --

HOW OBTAINED: Signed as minor league free agent on January 15, 2025.

DE LOS SANTOS, DAIBER JOEL

SHORTSTOP

HEIGHT: 6-1

BATS: R

BORN: 10/6/2006 in San Cristobal, Dominican Republic

WEIGHT: 182

THROWS: R

RESIDES: --

SIGNED BY: Luis Lajara

SCHOOL: --

HOW OBTAINED: Signed as an undrafted free agent, January 15, 2024.

2024: Ranked as 22nd-best prospect in Twins organization entering 2024, per *Baseball America*...made professional debut for DSL Twins, hitting .301 (53-for-176) with 11 doubles, one triple, five home runs, 38 RBI, 18 walks and 37 runs scored in 47 games...led the team in hits (53), doubles (11) and RBI (38), second in games played (47), runs scored (37) and home runs (5), third in stolen bases (17).

YEAR	TEAM	AVG	G	AB	R	H	2B	3B	HR	RBI	SH	SF	HBP	BB	SO	SB	CS	OBP	OPS
2024	DSL Twins	.301	47	176	37	53	11	1	5	38	0	2	7	18	63	17	7	.384	.844
Minor League Totals		.301	47	176	37	53	11	1	5	38	0	2	7	18	63	17	7	.384	.844

DEARDEN, TYLER WILLIAM

OUTFIELDER

HEIGHT: 6-2		BATS: L		BORN: 7/6/1998 in Willingboro, NJ															
WEIGHT: 185		THROWS: R		RESIDES: --															
SIGNED BY: --		SCHOOL: Rancocas Valley Regional High School																	
HOW OBTAINED: Signed as an minor league free agent on July 3, 2024...originally selected by Boston in 29th round of 2017 MLB Draft.																			
YEAR	TEAM	AVG	G	AB	R	H	2B	3B	HR	RBI	SH	SF	HBP	BB	SO	SB	CS	OBP	OPS
2017	GCL Red Sox	.257	28	74	9	19	5	0	2	15	1	0	5	14	28	1	1	.409	.814
2018	Lowell	.306	47	170	30	52	12	1	4	23	0	1	4	12	60	0	1	.364	.823
2019	Greenville	.202	60	208	18	42	7	2	4	21	5	0	3	16	80	0	0	.269	.582
2020	NO SEASON - DID NOT PLAY																		
2021	Greenville	.261	97	352	73	92	20	0	24	80	0	4	7	55	114	1	0	.368	.891
2022	Portland	.263	94	316	40	83	16	1	8	47	0	5	6	49	103	0	2	.367	.763
2023	Portland	.270	71	248	34	67	12	1	7	41	1	1	3	33	70	0	1	.361	.772
	Worcester	.125	2	8	0	1	0	0	0	1	0	0	0	0	2	0	0	.125	.250
2024	Cedar Rapids	.364	9	33	3	12	3	0	0	4	0	0	2	0	8	0	0	.400	.855
	Wichita	.221	27	95	9	21	9	0	0	6	0	2	1	7	27	0	0	.276	.592
Minor League Totals		.259	435	1504	216	389	84	5	49	238	7	13	31	186	492	2	5	.349	.768

DEBARGE, LANCE KYLE (KYLE)

INFIELDER

HEIGHT: 5-9		BATS: R		BORN: 7/15/2003 in Lake Charles, LA															
WEIGHT: 175		THROWS: R		RESIDES: - -															
SIGNED BY: Kyle Van Hook		SCHOOL: University of Louisiana at Lafayette																	
HOW OBTAINED: Selected by the Twins in the First Compensatory Round (33rd overall) of the 2024 First-Year Player Draft.																			
2025: Enters 2025 as the No. 9 prospect in Twins organization per MLB.com...2024: Made professional debut for Low-A Fort Myers, hitting .235 (24-for-102) with two doubles, three triples, one home run, 21 RBI, 12 walks and 14 runs scored in 26 games...COLLEGE: Hit .356 (91-for-256) with 19 doubles, three triples, 21 home runs, 72 RBI, a .699 slugging percentage and a 1.117 OPS in 62 games for the Ragin' Cajuns in the 2024 season and was named Sun Belt Conference Player of the Year...also earned First-Team All-America honors from D1Baseball, the National Collegiate Baseball Writers Association and Baseball America for his efforts.																			
YEAR	TEAM	AVG	G	AB	R	H	2B	3B	HR	RBI	SH	SF	HBP	BB	SO	SB	CS	OBP	OPS
2024	Fort Myers	.235	26	102	14	24	2	3	1	21	0	0	1	12	28	15	3	.322	.665
Minor League Totals		.235	26	102	14	24	2	3	1	21	0	0	1	12	28	15	3	.322	.665

DEL ROSARIO, ANGEL JUNIOR

INFIELDER

HEIGHT: 6-0			BATS: R			BORN: 1/11/2003 in La Romana, Dominican Republic													
WEIGHT: 160			THROWS: R			RESIDES: --													
SIGNED BY: --			SCHOOL: --																
HOW OBTAINED: Selected in Triple-A phase of Rule 5 Draft from Toronto on December 6, 2023.																			
YEAR	TEAM	AVG	G	AB	R	H	2B	3B	HR	RBI	SH	SF	HBP	BB	SO	SB	CS	OBP	OPS
2021	FCL Blue Jays	.241	41	116	29	28	2	0	1	10	0	1	6	15	28	27	2	.355	.640
2022	FCL Blue Jays	.278	7	18	6	5	0	0	1	3	0	0	0	2	5	8	0	.350	.794
	Dunedin	.211	56	194	22	41	6	0	1	13	2	0	7	13	61	32	5	.285	.543
	New Hampshire	.250	8	20	2	5	0	0	1	2	0	0	0	1	4	0	0	.286	.686
2023	Dunedin	.280	57	182	38	51	9	2	5	29	2	3	6	18	60	25	9	.359	.793
	Vancouver	.167	8	24	0	4	0	0	0	0	0	0	0	1	10	0	1	.200	.367
2024	FCL Twins	.118	5	17	2	2	1	0	0	0	0	0	0	3	6	3	1	.250	.426
	Fort Myers	.238	56	147	27	35	5	2	0	13	1	1	3	23	41	25	2	.351	.650
Minor League Totals		.238	238	718	126	171	23	4	9	70	5	5	22	76	215	120	20	.328	.647

DIAW, KHADIM RASSOUL

CATCHER

HEIGHT: 6-1		BATS: R		BORN: 8/23/2003 in Hoboken, NJ															
WEIGHT: 215		THROWS: R		RESIDES: - -															
SIGNED BY: Brian Tripp		SCHOOL: Loyola Marymount																	
HOW OBTAINED: Selected by the Twins in the 3rd Round (96th overall) of the 2024 First-Year Player Draft.																			
2025: Enters 2025 as the No. 27 prospect in Twins organization per MLB.com.																			
YEAR	TEAM	AVG	G	AB	R	H	2B	3B	HR	RBI	SH	SF	HBP	BB	SO	SB	CS	OBP	OPS
2024	Fort Myers	.271	24	85	15	23	3	0	1	6	0	0	3	11	14	4	0	.374	.715
Minor League Totals		.271	24	85	15	23	3	0	1	6	0	0	3	11	14	4	0	.374	.715

DIAZ, DENCER ALEXANDER

INFIELDER

HEIGHT: 6-2	BATS: R	BORN: 7/24/2008 in San Cristobal, Dominican Republic
WEIGHT: 170	THROWS: R	RESIDES: - -
SIGNED BY: Luis Sosa	SCHOOL: - -	
HOW OBTAINED: Signed as minor league free agent on January 15, 2025.		

DOBNAK, RANDY

PITCHER

See Pages 89-91

DOKTORCZYK, JASON ANDREW

PITCHER

HEIGHT: 6-6
WEIGHT: 230
SIGNED BY: Dylan Tashjian
HOW OBTAINED: Selected by the Twins in the 9th Round of the 2024 First-Year Player Draft.

BATS: R
THROWS: R
SCHOOL: University of Nevada, Reno

BORN: 4/3/2003 in Long Beach, CA
RESIDES: --

DOMINGUEZ MUNIZ, RAMIRO

INFIELDER

HEIGHT: 5-9
WEIGHT: 163
SIGNED BY: --
HOW OBTAINED: Signed as an undrafted free agent, January 26, 2024.

BATS: R
THROWS: R
SCHOOL: --

BORN: 3/26/2007 in Saltillo, Mexico
RESIDES: --

YEAR	TEAM	AVG	G	AB	R	H	2B	3B	HR	RBI	SH	SF	HBP	BB	SO	SB	CS	OBP	OPS
2024	DSL Twins	.272	37	125	23	34	7	0	2	17	0	4	2	12	21	2	1	.336	.712
Minor League Totals		.272	37	125	23	34	7	0	2	17	0	4	2	12	21	2	1	.336	.712

DONCON, RAYNE DAVID

INFIELDER

HEIGHT: 6-1
WEIGHT: 176
SIGNED BY: --
HOW OBTAINED: Trade with Los Angeles-NL with OF Manuel Margot and cash considerations in exchange for IF Noah Miller on February 26, 2024.

BATS: R
THROWS: R
SCHOOL: --

BORN: 9/22/2003 in San Pedro de Macoris, Dominican Republic
RESIDES: Dominican Republic

2025: Enters 2025 as the No. 7 prospect in Twins organization per MLB.com...2024: Began season Low-A Fort Myers...promoted to High-A Cedar Rapids on May 20... was placed on the 7-day Injured List on August 7 with a right wrist sprain; reinstated on September 3...named Midwest League Player of the Week on July 7 and Twins minor league Player of the Week on April 21.

YEAR	TEAM	AVG	G	AB	R	H	2B	3B	HR	RBI	SH	SF	HBP	BB	SO	SB	CS	OBP	OPS
2021	DSL Dodgers Bautista	.283	31	99	20	28	4	2	3	15	0	2	2	16	28	7	1	.387	.841
2022	ACL Dodgers	.256	51	199	28	51	16	1	9	38	0	1	0	15	38	6	2	.307	.789
	Rancho Cucamonga	.250	11	40	6	10	0	0	3	8	0	0	0	3	5	0	0	.302	.777
2023	Rancho Cucamonga	.216	107	427	62	92	21	1	14	52	0	4	6	36	103	3	2	.283	.651
2024	Fort Myers	.283	38	138	21	39	13	0	4	19	0	3	1	21	38	3	1	.374	.838
	Cedar Rapids	.235	56	217	32	51	11	3	7	34	0	0	3	24	51	3	3	.320	.730
Minor League Totals		.242	294	1120	169	271	65	7	40	166	0	10	12	115	263	22	9	.317	.737

DOUGHERTY, JACK EDWARD

PITCHER

HEIGHT: 6-4
WEIGHT: 227
SIGNED BY: Matt Williams
HOW OBTAINED: Selected by the Twins in the ninth round of the 2023 First-Year Player Draft.

BATS: R
THROWS: R
SCHOOL: Ole Miss

BORN: 10/5/2001 in Collierville, TN
RESIDES: Collinsville, MS

2024: Missed entire season with right shoulder impingement syndrome...COLLEGE/AMATEUR: Went 3-4, 6.27 ERA (60.1 IP, 42 ER) with 22 walks, 65 strikeouts, two saves and a 1.41 WHIP in 15 games (9 starts) as a junior for the University of Mississippi in 2023...ranked second on the team in opponent batting average (.261), saves, innings pitched and strikeouts, while leading all starting pitchers in ERA...the 6-foot-4, 215-pounder was a key part of Ole Miss's College World Series-winning team in 2022, starting the first game of the CWS Finals against the University of Oklahoma and retiring 15 consecutive batters in the start...majored in multidisciplinary studies at Ole Miss...PERSONAL: Has one brother named Ryan...was a three-year letterwinner at Collierville High School (TN)...attended the same high school as former major leaguers Zack Cozart, Drew Pomeranz and Faye Throneberry.

YEAR	TEAM	W-L	ERA	G	GS	CG	SHO	SV	IP	H	R	ER	HR	HB	BB	SO	WP	K/9	BAA
2024	INJURED LIST - DID NOT PLAY																		
Minor League Totals																			

DUARTE, DANIEL FRANCISCO

PITCHER

HEIGHT: 6-0
WEIGHT: 239
SIGNED BY: --
HOW OBTAINED: Signed as a free agent on November 6, 2024.

BATS: R
THROWS: R
SCHOOL: --

BORN: 12/4/1996 in Huatabampo, Mexico
RESIDES: Gilbert, AZ

2024: Appeared in just two games for Twins on March 31 at Kansas City and April 3 at Milwaukee, allowing one run on two hits in 4.0 combined innings...placed on 15-day Injured List on April 7 with a right triceps strain...transferred to 60-day Injured List on April 22; had season-ending surgery on right elbow on May 8, performed by Dr. Keith Meister. 2023: Was in Reds spring training as non-roster invite and began season at Triple-A Louisville...recalled by Cincinnati on June 13...combined to go 7-0, 3.51 ERA (66.2 IP, 26 ER) with eight saves, 37 walks, 62 strikeouts and a .201 opponent batting average at both levels combined...2022: Missed most of the season with a right elbow injury...2021: Went unsigned over the spring months but signed by Reds to minor league contract on June 24 and assigned to rookie ACL Reds...was promoted to Class A Dayton on July 1, to Double-A Chattanooga on August 9 and to Triple-A Louisville on September 20...in 19 relief appearances at the four affiliates combined to finish 2-2, 4.56 ERAA with eight saves in 11 chances (1.39 WHIP, .236 BAA)...2020: Signed with Cincinnati in February but never pitched for Reds and there was no minor league season due to COVID-19...released by Reds on June 1...pitched for Los Mochis in the Mexican Pacific Winter League and for Mexico in the Caribbean Series.

Duarte continued...

YEAR	CLUB	W-L	ERA	G	GS	CG	SH	SV	IP	H	R	ER	HR	HB	BB	SO	WP	K/9	BAA
2015	AZL Rangers	0-1	5.68	4	2	0	0	0	6.1	6	4	4	0	0	2	3	2	4.3	.250
2016	DSL Rangers 1	6-3	3.05	12	11	1	0	0	59.0	66	24	20	2	3	13	44	9	6.7	.282
2017	Quintana Roo (Mex)	6-1	1.96	37	0	0	0	0	36.2	31	11	8	2	1	10	32	1	7.9	--
2018	Idaho Falls	0-1	0.00	7	0	0	0	1	14.0	12	1	0	0	0	3	14	1	9.0	.235
	Lexington	1-0	2.31	6	0	0	0	0	11.2	8	3	3	1	0	5	11	0	8.5	.195
2019	AZL Royals	0-0	1.69	4	0	0	0	0	5.1	6	3	1	0	0	1	6	1	10.1	.273
	Lexington	1-0	15.75	3	0	0	0	0	4.0	9	7	7	2	0	4	4	2	9.0	.429
	Wilmington	1-0	4.50	10	0	0	0	0	18.0	21	9	9	0	1	5	16	6	8.0	.304
2020	Los Mochis (Mex)	1-3	3.86	11	3	0	0	0	21.0	17	9	9	1	2	13	14	3	6.0	--
2021	ACL Reds	0-0	9.00	1	0	0	0	0	2.0	2	2	2	1	0	1	3	0	13.5	.250
	Dayton	0-1	3.38	4	0	0	0	1	5.1	5	2	2	0	0	6	4	0	6.8	.263
	Chattanooga	0-1	5.84	11	0	0	0	6	12.1	14	8	8	2	1	5	18	3	13.1	.280
	Louisville	2-0	0.00	3	0	0	0	1	4.0	0	0	0	0	0	0	7	0	15.8	.000
2022	Louisville	0-1	9.39	10	0	0	0	0	7.2	8	8	8	1	0	6	7	1	8.2	.276
	CINCINNATI	0-0	10.13	3	0	0	0	0	2.2	3	3	3	1	0	3	2	0	6.8	.300
2023	Louisville	4-0	3.34	32	0	0	0	7	35.0	24	14	13	0	7	17	39	3	10.0	.192
	CINCINNATI	3-0	3.69	31	0	0	0	1	31.2	24	14	13	5	0	1	3	1	6.5	.211
2024	MINNESOTA	1-0	2.25	2	0	0	0	0	4.0	2	1	1	1	0	1	3	0	6.8	.143
Minor League Totals		23-10	3.52	165	13	1	1	16	240.1	232	105	94	12	13	86	227	32	8.5	.256
Major League Totals		4-0	3.99	36	0	0	0	1	38.1	29	18	17	7	1	24	28	1	6.6	.210

DUNN, TIMOTHY ROSS (ROSS)

PITCHER

HEIGHT: 6-3			BATS: R			BORN: 2/20/2002 in Modesto, CA													
WEIGHT: 242			THROWS: R			RESIDES: - -													
SIGNED BY: Chandler Wagoner			SCHOOL: Arizona State University																
HOW OBTAINED: Selected by the Twins in the 10th round of the 2023 First-Year Player Draft.																			
YEAR	TEAM	W-L	ERA	G	GS	CG	SHO	SV	IP	H	R	ER	HR	HB	BB	SO	WP	K/9	BAA
2024	Fort Myers	1-5	6.46	19	16	0	0	0	61.1	68	50	44	8	1	30	60	2	8.8	.273
Minor League Totals		1-5	6.46	19	16	0	0	0	61.1	68	50	44	8	1	30	60	2	8.8	.273

DURAN, YOVANNY EDUARDO

OUTFIELDER

HEIGHT: 5-11	BATS: S	BORN: 11/3/2007 in Valencia, Venezuela
WEIGHT: 173	THROWS: R	RESIDES: --
SIGNED BY: Edgar Guerra	SCHOOL: --	
HOW OBTAINED: Signed as minor league free agent on January 15, 2025.		

EELES, PAYTON LEE

INFIELDER

HEIGHT: 5-5

WEIGHT: 180

SIGNED BY: - -

BATS: L

THROWS: R

SCHOOL: Coastal Carolina

BORN: 11/16/1999 in Scottsdale, AZ

RESIDES: - -

HOW OBTAINED: Signed as a minor league free agent on May 7, 2024.

2025: Enters 2025 as the No. 30 prospect in Twins organization per MLB.com.

YEAR	TEAM	AVG	G	AB	R	H	2B	3B	HR	RBI	SH	SF	HBP	BB	SO	SB	CS	OBP	OPS
2024	Fort Myers	.331	34	118	32	39	7	3	3	26	0	6	7	23	27	13	4	.448	.965
	Cedar Rapids	.275	13	40	12	11	1	1	1	4	0	0	4	11	3	8	3	.473	.898
	St. Paul	.299	64	214	43	64	11	4	8	30	0	1	12	33	38	20	3	.419	.919
Minor League Totals		.306	111	372	87	114	19	8	12	60	0	7	23	67	68	41	10	.435	.932

ESCALANTE, RAFAEL AUGUSTO

CATCHER

HEIGHT: 5-10

WEIGHT: 160

SIGNED BY: - -

BATS: R

THROWS: R

SCHOOL: - -

BORN: 9/13/2001 in Guacara, Venezuela

RESIDES: - -

HOW OBTAINED: Selected by Twins in second round of 2023 Rule 5 Draft, Minor League Phase...originally signed by Pittsburgh on March 31, 2019.

2024: Missed entire season after undergoing right shoulder surgery.

YEAR	TEAM	AVG	G	AB	R	H	2B	3B	HR	RBI	SH	SF	HBP	BB	SO	SB	CS	OBP	OPS
2019	DSL Pirates 1	.207	33	87	19	18	5	2	3	12	0	1	9	15	13	2	4	.375	.789
2020	NO SEASON - DID NOT PLAY																		
2021	DSL Pirates Black	.275	41	91	15	25	5	0	0	14	0	0	5	15	18	4	1	.405	.735
2022	FCL Pirates	.226	36	93	14	21	8	2	0	14	0	0	4	24	23	0	1	.405	.760
2023	FCL Pirates	.256	34	90	22	23	4	0	2	16	0	1	1	23	15	1	1	.409	.775
2024	INJURED LIST - DID NOT PLAY																		
Minor League Totals		.241	144	361	70	87	22	4	5	56	0	2	19	77	69	7	7	.399	.764

FEDKO, KYLER JOHN

OUTFIELDER

HEIGHT: 6-2

WEIGHT: 213

SIGNED BY: John Wilson

HOW OBTAINED: Selected by Twins in 12th round of 2021 First-Year Player Draft.

BATS: R

THROWS: R

SCHOOL: University of Connecticut

BORN: 9/21/1999 in Gibsonia, PA

RESIDES: --

2024: Spent the entire season at Double-A Wichita hitting .227 (57-for-251) with 14 doubles, three home runs, 21 RBI, 37 walks and 24 runs scored in 76 games...**2023:** Spent the entire season at High-A Cedar Rapids...**2022:** Split the season between Low-A Fort Myers and High-A Cedar Rapids, batting .250 (102-for-408) with 21 doubles, four triples, 10 home runs, 54 RBI, 56 walks, 73 runs scored and a .740 OPS in 110 games...named a Twins MiLB.com organization All-Star after the season...**2021:** Spent the season with Low-A Fort Myers, hitting .235 (16-for-68) with 11 runs scored, two doubles, eight RBI and a .610 OPS in 23 games...**AMATEUR CAREER:** Played three seasons collegiately for UCONN from 2019-21...in 2021, named First Team NCBWA All-American, ABCA Second Team All-American, Second Team Baseball America All-American, ABCA First Team Northeast All-Region, NCBWA District 2 Player of the Year, Collegiate Baseball Second Team All-American, BIG EAST Player of the Year, First Team All-BIG EAST, BIG EAST Championship Most Outstanding Player and led the BIG EAST Conference and was 15th in the country with a .398 batting average...played in the Cape Cod League for the Bourne Braves in the Summer of 2019...**PERSONAL:** Played four seasons for Vincintian Academy in Pittsburgh, PA...helped lead Vincintian Academy to two PIAA state baseball titles (2016, 2018)...2018 USA Today, Perfect Game and Prep Baseball Report Pennsylvania HS Player of the Year...2018 MaxPreps HS All-American...2018 Pittsburgh Post-Gazette 1A Player of the Year...named All-Section all four years at Vincintian Academy from 2015-2018...lettered in basketball...his favorite restaurant is Chipotle and his favorite musical artist is Florida Georgia Line...hobbies include poker and cheering on the University of Connecticut.

YEAR	TEAM	AVG	G	AB	R	H	2B	3B	HR	RBI	SH	SF	HBP	BB	SO	SB	CS	OBP	OPS
2021	Fort Myers	.235	23	68	11	16	2	0	0	8	0	1	1	11	19	2	0	.346	.610
2022	Fort Myers	.318	26	88	19	28	5	1	2	16	0	3	1	17	22	4	1	.422	.888
	Cedar Rapids	.231	84	320	54	74	16	3	8	38	0	2	5	39	69	9	2	.322	.697
2023	Cedar Rapids	.242	59	165	29	40	6	2	6	24	0	2	3	41	39	5	2	.398	.810
2024	Wichita	.227	76	251	24	57	14	0	3	21	0	4	2	37	59	7	4	.327	.646
Minor League Totals		.241	268	892	137	215	43	6	19	107	0	12	12	145	208	27	9	.351	.718

FEIGL, BRADY

PITCHER

HEIGHT: 6-4

WEIGHT: 195

SIGNED BY: --

HOW OBTAINED: Signed as a minor league free agent on February 19, 2025.

BATS: R

THROWS: L

SCHOOL: Mount St. Mary's University

BORN: 12/27/2024 in Severn, MD

RESIDES: --

YEAR	TEAM	W-L	ERA	G	GS	CG	SHO	SV	IP	H	R	ER	HR	HB	BB	SO	WP	K/9	BAA	
2014	Rome	2-3	3.50	25	0	0	0	0	43.2	49	21	17	2	1	9	37	5	7.6	.275	
	Lynchburg	3-2	2.05	13	0	0	0	1	22.0	11	5	5	0	0	4	23	0	9.4	.155	
2015	Gwinnett	0-0	0.00	1	0	0	0	0	0.2	1	2	0	0	0	2	0	0	0.0	.333	
2016	GCL Braves	0-0	0.00	3	0	0	0	0	3.0	1	0	0	0	0	0	2	0	6.0	.100	
	Danville	0-0	0.00	3	0	0	0	0	3.0	2	0	0	0	0	1	4	0	12.0	.182	
2017	Down East	3-0	1.48	14	0	0	0	0	24.1	26	4	4	2	0	6	22	0	8.1	.289	
	Frisco	1-1	5.45	27	0	0	0	0	34.2	46	23	21	3	1	10	37	4	9.6	.301	
2018	Frisco	1-0	0.00	11	0	0	0	2	16.1	7	0	0	0	0	1	4	12	1	6.6	.135
	Round Rock	5-1	2.13	31	0	0	0	2	42.1	42	12	10	0	0	11	25	2	5.3	.268	
2019	AZL Rangers	0-0	0.00	2	2	0	0	0	2.0	1	1	0	0	0	1	3	0	13.5	.143	
	Nashville	2-0	3.43	14	0	0	0	0	21.0	19	9	8	3	0	3	24	0	10.3	.247	
2022	Long Island Ducks	0-0	0.00	7	0	0	0	0	6.1	4	3	0	0	0	0	7	1	9.6	--	
2023	Lexington Counter Clocks	1-1	3.10	20	0	0	0	0	20.1	19	7	7	2	0	7	26	1	11.5	--	
	Tigres del Licey	1-0	0.68	16	0	0	0	0	13.1	7	1	1	0	0	5	14	0	9.5	--	
2024	Indianapolis	7-2	4.05	39	1	0	0	2	60.0	58	27	27	9	3	15	68	1	10.2	.254	
	PITTSBURGH	0-0	32.40	1	0	0	0	0	1.2	7	6	6	1	0	0	0	0	0.0	.636	
Minor League Totals		24-9	3.03	183	3	0	0	7	273.0	263	104	92	19	6	66	257	13	8.5	.254	
Major League Totals		0-0	32.40	1	0	0	0	0	1.2	7	6	6	1	0	0	0	0	0.0	.636	

FERRER, JAIME ALEJANDRO

OUTFIELDER

HEIGHT: 6-1

WEIGHT: 218

SIGNED BY: Jack Powell

HOW OBTAINED: Selected by Twins in 4th round (126th overall) of 2024 First-Year Player Draft.

BATS: R

THROWS: R

SCHOOL: Florida State University

BORN: 12/27/2002 in Bayamón, Puerto Rico

RESIDES: --

YEAR	TEAM	AVG	G	AB	R	H	2B	3B	HR	RBI	SH	SF	HBP	BB	SO	SB	CS	OBP	OPS
2024	Fort Myers	.269	24	78	15	21	8	0	0	9	0	1	8	6	10	6	1	.376	.748
Minor League Totals		.269	24	78	15	21	8	0	0	9	0	1	8	6	10	6	1	.376	.748

FIGARO, JUAN DANIEL

PITCHER

HEIGHT: 6-2

WEIGHT: 166

SIGNED BY: Samuel Pimentel

HOW OBTAINED: Signed as minor league free agent on January 15, 2025.

BATS: R

THROWS: R

SCHOOL: --

BORN: 10/13/2006 in La Romana, Dominican Republic

RESIDES: --

MINOR LEAGUES

FITZGERALD, RYAN

INFIELDER

HEIGHT: 5-10		BATS: L										BORN: 6/17/1994 in Hinsdale, IL									
WEIGHT: 186		THROWS: R										RESIDES: - -									
SIGNED BY: - -		SCHOOL: Creighton University																			
HOW OBTAINED: Signed as an minor league free agent on January 15, 2025...originally signed by Boston in June of 2018.																					
YEAR	TEAM	AVG	G	AB	R	H	2B	3B	HR	RBI	SH	SF	HBP	BB	SO	SB	CS	OBP	OPS		
2018	Greenville	.274	80	318	44	87	9	3	8	38	1	1	2	29	70	5	3	.337	.733		
2019	Salem	.271	127	461	63	125	25	7	3	65	0	9	6	51	107	11	10	.345	.720		
2020 NO SEASON - DID NOT PLAY																					
2021	Portland	.271	95	321	46	87	30	3	13	49	0	3	8	33	68	4	4	.351	.856		
	Worcester	.262	13	42	9	11	2	1	3	9	0	0	1	4	13	0	1	.340	.911		
2022	Worcester	.219	127	452	55	99	26	4	16	72	1	8	10	49	135	6	5	.304	.704		
2023	FCL Red Sox	.429	4	14	1	6	1	1	0	4	0	0	0	0	1	2	0	.429	1.072		
	Worcester	.261	95	322	51	84	24	6	12	56	0	3	2	41	99	9	7	.345	.829		
2024	Omaha	.244	108	373	54	91	17	3	14	54	3	2	10	43	99	3	3	.336	.745		
Minor League Totals		.256	649	2303	323	590	134	28	69	347	5	26	39	250	592	40	33	.336	.765		

FORD, MIKE

FIRST BASEMAN

See Pages 98-99

FRAGOZA, LUIS FERNANDO

OUTFIELDER

HEIGHT: 6-1			BATS: R			BORN: 10/26/2006 in Valencia, Venezuela													
WEIGHT: 160			THROWS: R			RESIDES: - -													
SIGNED BY: Edgar Guerra			SCHOOL: - -																
HOW OBTAINED: Signed as an undrafted free agent on January 16, 2024.																			
YEAR	TEAM	AVG	G	AB	R	H	2B	3B	HR	RBI	SH	SF	HBP	BB	SO	SB	CS	OBP	OPS
2024	DSL Twins	.259	41	116	36	30	5	1	1	19	0	1	16	22	35	21	3	.439	.784
Minor League Totals		.259	41	116	36	30	5	1	1	19	0	1	16	22	35	21	3	.439	.784

GABBERT, MATTHEW PERRY

PITCHER

HEIGHT: 6-4			BATS: L			BORN: 6/28/2002 in Evanston, IL													
WEIGHT: 200			THROWS: R			RESIDES: --													
SIGNED BY: --			SCHOOL: --																
HOW OBTAINED: Signed as an undrafted free agent on May 31, 2023.																			
2024: Missed entire season after undergoing right elbow surgery.																			
YEAR	TEAM	W-L	ERA	G	GS	CG	SHO	SV	IP	H	R	ER	HR	HBP	BB	SO	WP	K/9	BAA
2021	Boise (IND)	3-6	5.55	24	8	0	0	0	61.2	84	41	38	7	0	13	44	1	6.4	--
2022	Boise (IND)	5-5	6.62	19	0	0	0	0	87.0	111	69	64	6	1	26	95	5	9.8	--
2023	Boise (IND)	1-0	0.00	1	1	0	0	0	7.0	5	0	0	0	0	1	11	0	14.1	--
	FCL Twins	3-1	4.05	9	3	0	0	0	26.2	32	14	12	1	0	11	36	0	12.2	.305
	Fort Myers	3-0	2.13	4	1	0	0	0	12.2	5	3	3	1	0	4	13	0	9.2	.116
2024		INJURED LIST - DID NOT PLAY																	
Minor League Totals		6-1	3.43	13	4	0	0	0	39.1	37	17	15	2	0	15	49	0	11.2	.250

GARCIA, JOEL ALEJANDRO

PITCHER

HEIGHT: 5-10			BATS: R			BORN: 7/3/2004 in Anaco, Venezuela													
WEIGHT: 165			THROWS: R			RESIDES: --													
SIGNED BY: --			SCHOOL: --																
HOW OBTAINED: Signed as an undrafted free agent on December 13, 2022.																			
YEAR	TEAM	W-L	ERA	G	GS	CG	SHO	SV	IP	H	R	ER	HR	HBP	BB	SO	WP	K/9	BAA
2023	DSL Twins	2-2	4.88	11	2	0	0	1	31.1	32	21	17	2	2	15	39	2	11.2	.258
2024	FCL Twins	2-1	1.50	6	5	0	0	0	18.0	13	5	3	1	0	0	16	1	8.0	.194
Minor League Totals		4-3	3.65	17	7	0	0	1	49.1	45	26	20	3	2	15	55	3	10.0	.236

GONZALEZ, GABRIEL JESUS

OUTFIELDER

HEIGHT: 5-10	BATS: R	BORN: 1/4/04 in Carupano, Venezuela
WEIGHT: 239	THROWS: R	RESIDES: Guaranos Sucre, Venezuela
SIGNED BY: - -	SCHOOL: - -	
HOW OBTAINED: Trade with Seattle with RHP Anthony DeSclafani and RHP Justin Topa in exchange for IF Jorge Polanco on January 29, 2024.		

Gonzalez continued...

2025: Entered 2025 as the No. 7 prospect in Twins organization per MLB.com...**2024:** Entered 2024 as the No. 4 prospect in the Twins system per both MLB.com and *Baseball America*...acquired by Minnesota from Seattle on January 29...spent majority of season with High-A Cedar Rapids...named Twins minor league Player of the Week three times: April 28, July 7 and September 8...placed on *Kernels* 7-day Injured List with a back strain from May 7-June 27; played in five games on rehab assignment with FCL Twins...reached safely in season-long 12-straight games from August 22-September 6, posting a .392 on-base percentage in that span...**2023:** Split the season between Low-A Modesto and High-A Everett in the Seattle system...named a California League Postseason All-Star and *Baseball America* Low Class All-Star with Modesto, and a Seattle MiLB.com organization All-Star for the second-straight year for his overall performance...ranked second in the Mariners organization in hits (142) and was tied for fifth in RBI (84)...**2022:** Split the season between the ACL Mariners and Low-A Modesto...named a *Baseball America* Rookie All-Star and an MiLB.com organization All-Star...**2021:** Spent first professional season with the DSL Mariners...named DSL Mariners 2021 '90 FEET' Champion by the Seattle Mariners...led the Dominican Summer League with 26 extra-base hits, while also ranking tied for first in total bases (98), fifth in RBI (46), tied for fifth in sacrifice flies (5), eighth in slugging percentage (.521), tied for eighth in doubles (15) and tied for 10th in home runs (7)...made professional debut on July 12 vs. DSL Orioles-2 (0-for-2, 2 R, RBI, BB)...recorded first career hit on July 13 at DSL Orioles-2 (1-for-5, R, 2B, RBI)...hit 1st career home run on July 26 vs. DSL Giants Oranges (3-for-4, 2 R, HR, 4 RBI, BB)...named DSL Player of the Week, July 26-Aug. 1 (.500/8-for-16, 7 R, 2 2B, 3 HR, 11 RBI, 3 BB, 2 SB)...**2022:** Appeared in four major league Spring Training games, homering on April 3 at Kansas City...in 67 games between the ACL Mariners and Class-A Modesto, hit .321 (81-for-252) with 51 runs, 14 doubles, one triple, seven home runs, 34 RBI, nine stolen bases and 21 walks.

YEAR	TEAM	AVG	G	AB	R	H	2B	3B	HR	RBI	SH	SF	HBP	BB	SO	SB	CS	OBP	OPS
2021	DSL Mariners	.287	54	188	39	54	15	4	7	36	0	5	7	21	35	9	3	.371	.892
2022	ACL Mariners	.357	35	126	20	45	9	0	5	17	0	0	6	8	21	5	3	.421	.969
	Modesto	.286	32	126	31	36	5	1	2	17	0	0	11	13	21	4	1	.400	.789
2023	Modesto	.348	73	296	51	103	19	4	9	54	0	7	9	23	46	8	0	.403	.933
	Everett	.216	43	181	27	39	4	0	9	30	0	0	6	13	43	2	0	.290	.677
2024	FCL Twins	.250	5	20	2	5	0	0	1	2	0	0	1	1	0	0	1	.318	.718
	Cedar Rapids	.255	76	282	28	72	19	2	4	35	0	2	9	22	49	5	3	.327	.706
Minor League Totals		.290	318	1219	198	354	71	11	37	191	0	14	49	101	216	33	11	.364	.822

GUTIERREZ, CARLOS DANIEL

PITCHER

HEIGHT: 6-3

BATS: R

BORN: 1/16/2000 in San Felipe, Venezuela

WEIGHT: 180

THROWS: R

RESIDES: San Felipe, Venezuela

SIGNED BY: Fred Guerrero

SCHOOL: --

HOW OBTAINED: Signed as an undrafted free agent, August 28, 2018.

2024: Missed entire season with right shoulder impingement syndrome...2022: Missed entire season with left knee (patella) tendinitis.

YEAR	TEAM	W-L	ERA	G	GS	CG	SHO	SV	IP	H	R	ER	HR	HB	BB	SO	WP	K/9	BAA
2019	DSL Twins	2-1	5.73	15	4	0	0	0	44.0	49	36	28	5	4	11	43	7	8.8	.275
2021	DSL Twins	2-4	4.05	14	4	0	0	0	46.2	30	27	21	0	2	19	53	12	10.2	.175
2022									INJURED LIST - DID NOT PLAY										
2023	FCL Twins	1-6	6.03	11	3	0	0	0	31.1	39	34	21	6	3	14	43	3	12.4	.295
2024									INJURED LIST - DID NOT PLAY										
Minor League Totals		5-11	5.16	40	11	0	0	0	122.0	118	97	70	11	9	44	139	22	10.3	.245

HALL, JAKOB PERRY

PITCHER

HEIGHT: 6-2

BATS: R

BORN: 8/14/2002 in Tulsa, OK

WEIGHT: 195

THROWS: R

RESIDES: --

SIGNED BY: John DiMercurio

SCHOOL: Oral Roberts University

HOW OBTAINED: Selected by Twins in 8th Round of 2024 First-Year Player Draft.

HALL, TANNER PAUL

PITCHER

HEIGHT: 6-1

BATS: R

BORN: 3/18/2002 in Baton Rouge, LA

WEIGHT: 187

THROWS: R

RESIDES: --

SIGNED BY: Matt Williams

SCHOOL: Southern Mississippi

HOW OBTAINED: Selected by Twins in 4th Round (114th overall) of 2023 First-Year Player Draft.

2024: Made professional debut with Low-A Fort Myers...went 4-3, 5.40 ERA (65.0 IP, 39 ER) with 28 walks and 74 strikeouts in 19 games (13 starts) between Low-A Fort Myers and High-A Cedar Rapids...named Twins minor league Pitcher of the Week on August 4...named FSL Pitcher of the Week on August 11...promoted to High-A Cedar Rapids on August 12...PERSONAL/AMATEUR: Went 12-4 with a 2.48 ERA (112.1 IP, 31 ER), 33 walks, 124 strikeouts and a 1.04 WHIP in 18 starts for the University of Southern Mississippi in 2023, ranking second in the NCAA in wins, sixth in starts and 10th in strikeouts while being named Sun Belt Conference Pitcher of the Year...earned First-Team All-America honors from Collegiate Baseball, *Baseball America*, D1Baseball.com, the NCBWA and Perfect Game, and was named Second-Team All America by the ABCA/Rawlings...also won the 2023 ABCA/Rawlings Gold Glove Award for an NCAA Division I pitcher and was a semifinalist for the Golden Spikes Award...posted a 22-8 record with a 2.92 ERA (250.0 IP, 81 ER), 53 walks and 302 strikeouts in 55 games (36 starts) over three seasons for the Golden Eagles.

YEAR	TEAM	W-L	ERA	G	GS	CG	SHO	SV	IP	H	R	ER	HR	HB	BB	SO	WP	K/9	BAA
2024	Fort Myers	4-0	4.44	15	9	0	0	0	46.2	44	31	23	3	7	19	59	2	11.4	.243
	Cedar Rapids	0-3	7.85	4	4	0	0	0	18.1	18	16	16	5	3	9	15	1	7.4	.247
Minor League Totals		4-3	5.40	19	13	0	0	0	65.0	62	47	39	8	10	28	74	3	10.3	.244

HAMILTON, ALEXANDER (XANDER)

PITCHER

HEIGHT: 6-3

BATS: L

BORN: 7/7/2001 in Raleigh, NC

WEIGHT: 223

THROWS: R

RESIDES: --

SIGNED BY: --

SCHOOL: Appalachian State

HOW OBTAINED: Selected by Twins in 14th Round of 2023 First-Year Player Draft.

Hamilton continued...

YEAR	TEAM	W-L	ERA	G	GS	CG	SHO	SV	IP	H	R	ER	HR	HB	BB	SO	WP	K/9	BAA
2023	FCL Twins	0-0	4.50	2	0	0	0	0	2.0	4	1	1	0	0	0	4	0	18.0	.444
	Fort Myers	0-0	0.00	3	0	0	0	0	5.1	2	0	0	0	1	4	9	0	15.2	.118
2024	Fort Myers	6-7	4.65	35	0	0	0	9	50.1	39	29	26	4	7	24	61	7	10.9	.212
	Cedar Rapids	0-0	6.75	7	0	0	0	0	6.2	9	8	5	0	1	2	9	2	12.2	.290
Minor League Totals		6-7	4.48	47	0	0	0	9	64.1	54	38	32	4	9	30	83	9	11.6	.224

HERNANDEZ, CRISTIAN ALBERTO

PITCHER

HEIGHT: 6-1			BATS: R			BORN: 1/8/2005 in New York, NY													
WEIGHT: 185			THROWS: R			RESIDES: - -													
SIGNED BY: Manuel Luciano			SCHOOL: - -																
HOW OBTAINED: Signed as an undrafted free agent on January 16, 2023.																			
YEAR	TEAM	W-L	ERA	G	GS	CG	SHO	SV	IP	H	R	ER	HR	HB	BB	SO	WP	K/9	BAA
2023	DSL Twins	0-7	11.53	11	7	0	0	0	29.2	43	52	38	2	4	35	32	19	9.7	.323
2024	DSL Twins	0-3	4.01	7	6	0	0	0	24.2	15	14	11	1	2	17	37	7	13.5	.170
Minor League Totals		0-10	8.12	18	13	0	0	0	54.1	58	66	49	3	6	52	69	26	11.4	.262

HERNANDEZ, MURPHY ALFREDO

OUTFIELDER

HEIGHT: 5-11		BATS: L		BORN: 12/12/2006 in Yamasa, Dominican Republic															
WEIGHT: 153		THROWS: L		RESIDES: - -															
SIGNED BY: Luis Lajara		SCHOOL: - -																	
HOW OBTAINED: Signed as an undrafted free agent on January 15, 2024.																			
YEAR	TEAM	AVG	G	AB	R	H	2B	3B	HR	RBI	SH	SF	HBP	BB	SO	SB	CS	OBP	OPS
2024	DSL Twins	.276	48	156	40	43	4	6	2	30	0	3	3	28	30	36	2	.389	.806
Minor League Totals		.276	48	156	40	43	4	6	2	30	0	3	3	28	30	36	2	.389	.806

HERNANDEZ, YANDRO MANUEL

OUTFIELDER

HEIGHT: 5-11

BATS: S

BORN: 5/13/2005 in Ciudad Habana, Cuba

WEIGHT: 175

THROWS: R

RESIDES: - -

SIGNED BY: - -

SCHOOL: - -

HOW OBTAINED: Signed as an undrafted free agent on May 2, 2024.

YEAR	TEAM	AVG	G	AB	R	H	2B	3B	HR	RBI	SH	SF	HBP	BB	SO	SB	CS	OBP	OPS
2024	DSL Twins	.293	23	75	12	22	4	2	1	14	0	1	4	5	23	8	5	.365	.805
Minor League Totals		.293	23	75	12	22	4	2	1	14	0	1	4	5	23	8	5	.365	.805

HERRERA, YILBER MANUEL

INFIELDER

HEIGHT: 5-11

WEIGHT: 145

SIGNED BY: Fred Guerrero

BATS: S

THROWS: R

SCHOOL: - -

BORN: 1/15/2005 in Peravia, Dominican Republic

RESIDES: Bani, DR

HOW OBTAINED: Signed as an undrafted free agent on January 15, 2022.

YEAR	TEAM	AVG	G	AB	R	H	2B	3B	HR	RBI	SH	SF	HBP	BB	SO	SB	CS	OBP	OPS
2022	DSL Twins	.181	43	116	15	21	6	3	1	11	0	2	1	30	40	10	6	.349	.659
2023	DSL Twins	.228	42	114	25	26	11	2	1	19	0	4	1	30	31	10	6	.383	.769
2024	FCL Twins	.226	45	106	16	24	3	1	2	14	0	1	2	31	35	7	6	.407	.737
Minor League Totals		.211	130	336	56	71	20	6	4	44	0	7	4	91	106	27	18	.379	.721

HESS, KYLE JEFFREY

OUTFIELDER

HEIGHT: 6-0

BATS: L

BORN: 5/20/1999 in Hershey, PA

WEIGHT: 210

THROWS: R

RESIDES: - -

SIGNED BY: - -

SCHOOL: - -

HOW OBTAINED: Signed as an undrafted free agent on May 13, 2024.

YEAR	TEAM	AVG	G	AB	R	H	2B	3B	HR	RBI	SH	SF	HBP	BB	SO	SB	CS	OBP	OPS
2024	Fort Myers	.381	12	42	9	16	5	2	2	11	0	0	2	3	7	4	1	.447	1.185
	Cedar Rapids	.195	53	159	16	31	9	2	2	15	0	2	3	13	41	5	3	.266	.580
Minor League Totals		.234	65	201	25	47	14	4	4	26	0	2	5	16	48	9	4	.304	.707

HIDALGO, ALEJANDRO FRANCISCO

PITCHER

HEIGHT: 6-1			BATS: R			BORN: 5/22/2003 in Maracay, Venezuela													
WEIGHT: 160			THROWS: R			RESIDES: - -													
SIGNED BY: Andres Garcia, Joel Chicarelli, Aneudi Mercado, Rusbell Cabrera (Angels)			SCHOOL: - -																
HOW OBTAINED: Trade with Los Angeles-AL in exchange for IF Gio Urshela on November 18, 2022.																			
2024: Missed entire season with right shoulder impingement syndrome...2023: Ranked as 23rd-best prospect in Twins system entering 2023, by MLB.com.																			
YEAR	TEAM	W-L	ERA	G	GS	CG	SHO	SV	IP	H	R	ER	HR	HB	BB	SO	WP	K/9	BAA
2021	ACL Angels	3-2	4.67	7	6	0	0	0	27.0	26	18	14	6	1	9	31	2	10.3	.241
2022	Inland Empire	0-3	4.62	10	10	0	0	0	39.0	34	21	20	3	4	19	58	4	13.4	.225
2023	Cedar Rapids	0-5	5.28	21	8	0	0	0	58.0	52	38	34	7	2	53	57	4	8.8	.239
2024	INJURED LIST - DID NOT PLAY																		
Minor League Totals		3-10	4.94	38	24	0	0	0	124.0	112	77	68	16	7	81	146	10	10.6	.235

HILL, DASAN

PITCHER

HEIGHT: 6-5

WEIGHT: 165

SIGNED BY: Trevor Brown

HOW OBTAINED: Selected by Twins in Competitive Balance Round B (69th overall) of 2024 First-Year Player Draft.

2025: Enters 2025 as the No. 7 prospect in Twins organization per MLB.com.

BATS: R

THROWS: L

SCHOOL: Grapevine High School

BORN: 12/25/2005 in Grapevine, TX

RESIDES: --

HOLLAND, WILLIAM CHRISTOPHER (WILL)

INFILDER

HEIGHT: 5-10

WEIGHT: 194

SIGNED BY: Jack Powell

HOW OBTAINED: Selected by Twins in 5th Round of 2019 First-Year Player Draft.

BATS: R

THROWS: R

SCHOOL: Auburn University

BORN: 4/18/1998 in Atlanta, GA

RESIDES: Lawrenceville, GA

2024: Spent entire season with Triple-A St. Paul...hit first Triple-A home run on April 7 at Nashville, a solo, inside-the-park homer...was successful in each of first nine stolen base attempts from April 2-May 28 (G2) with first caught-stealing on May 29 at Rochester...finished 13-for-15 in steal attempts on season, finishing fourth on Saints in stolen bases...placed on Saints' 7-day Injured List on April 26 with left hamstring strain; reinstated on May 19...hit safely in 13 of final 14 games from June 8-27, including hitting safely in final nine from June 16-27...placed on Saints' 7-day IL again on June 28 with right ankle fracture...missed rest of season after having surgery on July 1...transferred to 60-day IL on July 17...2023: Spent the entire season with Double-A Wichita...ranked fourth among all Twins minor leaguers with 30 stolen bases...2022: Split the season between High-A Cedar Rapids and Double-A Wichita, batting .227 (85-for-374) with 13 doubles, six triples, nine home runs, 49 RBI, 66 runs scored, 32 stolen bases and a .705 OPS in 116 games...2021: Spent the season with Low-A Fort Myers, hitting .214 (54-for-252) with 40 runs scored, 15 doubles, 10 home runs, 27 RBI, 19 stolen bases and a .736 OPS in 76 games...2020: Ranked as the 19th-best prospect in the Twins farm system by MLB.com...the 2020 minor league season was cancelled due to Covid-19...2019: Played his first professional season with Rookie-Elizabethton...AMATEUR CAREER: Played three seasons at Auburn University from 2017-19...as a junior in 2019, was a preseason All-American by Perfect Game (second team), D1 Baseball (third team) and NCBA (third team) as well as a member of the Golden Spikes Award Preseason watch list...entered 2019 as the No. 8 college prospect and No. 17 overall prospect by Baseball America...as sophomore in 2018, named Second Team All-SEC, First Team All-South Region by the ABCA and a semifinalist for the Brooks Wallace Award presented to the nation's best shortstop...became the first Auburn shortstop to earn All-SEC honors since 2011...led the team with 61 runs scored -- good for a tie for fourth in the SEC -- and tied for the team lead with 78 hits...ranked second on the team in batting average (.313), on-base percentage (.406), slugging percentage (.530), doubles (18) and RBI (52) and tied for second in home runs (12)...PERSONAL: Attended Collins Hill High School in Suwanee, GA...honorable mention Rawlings-Perfect Game All-American...Southeast-All Region 2nd team...2014-2015 Underclass honorable mention...ranked No. 99 in Georgia...ranked top 500 player nationally...played for Team Elite Prime...played in Gwinnett County All-Star Game...Georgia Class 6A All-State honoree...member of USA Baseball 15U program in 2013...favorite restaurant is Fogo de Chão, favorite musical artist is Future and favorite TV show is Breaking Bad.

YEAR	TEAM	AVG	G	AB	R	H	2B	3B	HR	RBI	SH	SF	HBP	BB	SO	SB	CS	OBP	OPS
2019	Elizabethton	.192	36	125	22	24	2	0	7	16	1	0	5	14	44	8	1	.299	.675
2020	NO SEASON - DID NOT PLAY																		
2021	Fort Myers	.214	76	252	40	54	15	1	10	27	1	0	13	33	99	19	5	.336	.736
2022	Cedar Rapids	.225	85	276	45	62	12	4	6	35	1	4	7	39	98	21	4	.331	.693
	Wichita	.235	31	98	21	23	1	2	3	14	0	0	2	17	39	11	2	.359	.737
2023	Wichita	.197	101	294	50	58	11	3	5	35	1	2	2	42	95	30	7	.300	.606
2024	St. Paul	.299	41	117	32	35	10	1	6	20	0	1	10	17	31	13	2	.429	.983
Minor League Totals		.220	370	1162	210	256	51	11	37	147	4	7	39	162	406	102	21	.334	.712

HOOPES, HUNTER EVANS

PITCHER

HEIGHT: 6-1

WEIGHT: 200

SIGNED BY: --

HOW OBTAINED: Signed as an undrafted free agent on July 16, 2024.

BATS: R

THROWS: R

SCHOOL: University of Alabama

BORN: 3/4/2000 in Fairfax, VA

RESIDES: --

HOUGHTON, MADDUX SCOTT

OUTFIELDER

HEIGHT: 5-11

WEIGHT: 195

SIGNED BY: --

HOW OBTAINED: Signed as an undrafted free agent, January 30, 2023.

BATS: R

THROWS: R

SCHOOL: Lipscomb University (TN)

BORN: 2/23/1999 in Dalton, GA

RESIDES: Dalton, GA

YEAR	TEAM	AVG	G	AB	R	H	2B	3B	HR	RBI	SH	SF	HBP	BB	SO	SB	CS	OBP	OPS
2023	Fort Myers	.216	99	273	47	59	14	4	4	36	0	4	4	45	96	24	2	.331	.672
2024	Fort Myers	.254	84	256	50	65	12	2	4	35	0	4	9	29	89	18	3	.346	.709
	St. Paul	.231	5	13	2	3	0	0	0	0	0	0	0	0	5	0	0	.231	.462
Minor League Totals		.234	188	542	99	127	26	6	8	71	0	8	13	74	190	42	5	.336	.685

HUFFMAN, ANDREW JOHN

PITCHER

HEIGHT: 6-2

WEIGHT: 225

SIGNED BY: --

HOW OBTAINED: Signed as an undrafted free agent on May 18, 2024.

BATS: R

THROWS: R

SCHOOL: State University of New York at Brockport

BORN: 8/20/1999 in Kerhonkson, NY

RESIDES: --

YEAR	TEAM	W-L	ERA	G	GS	CG	SHO	SV	IP	H	R	ER	HR	HB	BB	SO	WP	K/9	BAA
2024	FCL Twins	0-1	2.70	2	0	0	0	0	3.1	4	3	1	0	0	2	3	1	8.1	.267
Minor League Totals		0-1	2.70	2	0	0	0	0	3.1	4	3	1	0	0	2	3	1	8.1	.267

INFANTE, JENSI

PITCHER

HEIGHT: 6-3

WEIGHT: 167

SIGNED BY: Manuel Luciano

HOW OBTAINED: Signed as minor league free agent on January 15, 2025.

BATS: R

THROWS: R

SCHOOL: --

BORN: 9/30/2006 in Santo Domingo, Dominican Republic

RESIDES: --

See Pages 109-110

JENKINS, WALKER CLAY

OUTFIELDER

HEIGHT: 6-3
WEIGHT: 224
SIGNED BY: Ty Dawson
HOW OBTAINED: Selected by Twins in 1st round (5th overall) of 2023 First-Year Player Draft.

BATS: L
THROWS: R
SCHOOL: South Brunswick High School

BORN: 2/19/2005 in Wilmington, NC
RESIDES: Wilmington, NC

2025: Enters 2025 season as No. 3 overall prospect in all baseball per MLB.com; No. 1 prospect in Twins organization per both MLB.com and *Baseball America*... named best hitter for average and best athlete in the Twins organization by *Baseball America*. **2024:** Entered 2024 season as No. 1 prospect in Twins organization per both MLB.com and *Baseball America*...also No. 10 overall prospect in baseball per MLB.com and No. 13 overall per *Baseball America*...named best overall athlete in Twins system by *Baseball America*...began season with Low-A Fort Myers, played in one game for Mighty Mussels before being placed on 7-day Injured List with a left hamstring strain on April 8...played in nine games on rehab assignment with FCL Twins and was reinstated on June 4...reached base safely in 28-straight games from June 5-July 24 while at Fort Myers, posting a .432 on-base percentage in that span...during the on-base streak, hit safely in 13-straight from June 29-July 24... promoted to High-A Cedar Rapids on July 29...named Twins minor league Player of the Month in August and Twins minor league Player of the Week on September 1... promoted to Double-A Wichita on September 9, playing in four games for Wichita to finish season from September 10-15, going 4-for-25 (.160) with three walks...**2023:** Made professional debut for FCL Twins after being selected fifth overall in 2023 First-Year Player Draft...went 2-for-4 with one double in first career game on August 3...recorded multiple hits (2, 2, 2) in each of first three career games from August 3-7...slugged first career home run and recorded four RBI on August 7...promoted to Low-A Fort Myers on August 23...had multiple hits in 14 of 26 games combined between the FCL and Fort Myers...**AMATEUR:** Slashed .487/.598/.921 (74-for-152) with 20 doubles, two triples, 14 home runs, 53 RBI, 78 runs scored, 35 walks and a 1.519 OPS in 49 games over four seasons for South Brunswick High School...hit .417 with two home runs, 33 runs scored, a .632 on-base percentage and a .633 slugging percentage in 24 games his senior season at South Brunswick, walking in 32 of his 95 plate appearances and leading the Cougars to the Round of 16 in the NCHSAA Class 3A state playoffs...was named the Gatorade North Carolina Baseball Player of the Year award for the second-consecutive season, after taking home the honor in 2022.

YEAR	TEAM	AVG	G	AB	R	H	2B	3B	HR	RBI	SH	SF	HBP	BB	SO	SB	CS	OBP	OPS
2023	FCL Twins	.333	14	54	6	18	3	1	2	12	0	0	0	5	8	4	2	.390	.927
	Fort Myers	.392	12	51	10	20	2	3	1	10	0	0	1	4	6	2	1	.446	1.054
2024	FCL Twins	.393	9	28	7	11	3	1	0	7	0	1	0	8	2	3	0	.514	1.085
	Fort Myers	.273	33	121	20	33	6	1	3	33	0	2	0	28	17	4	1	.404	.817
	Cedar Rapids	.290	34	131	21	38	12	2	3	17	0	1	3	17	24	8	2	.382	.863
	Wichita	.160	6	25	3	4	1	0	0	1	0	0	0	3	4	2	0	.250	.450
Minor League Totals		.302	108	410	67	124	27	8	9	80	0	4	4	65	61	23	6	.400	.873

JENSEN, RYAN

PITCHER

See Pages 119-120

JONES, ELIJAH (ELI)

PITCHER

HEIGHT: 6-1
WEIGHT: 200
SIGNED BY: Ty Dawson
HOW OBTAINED: Selected by Twins in 7th round of 2024 First-Year Player Draft.

BATS: R
THROWS: R
SCHOOL: University of South Carolina

BORN: 6/17/2003 in Birmingham, AL
RESIDES: --

JONES, KYLE

PITCHER

HEIGHT: 6-1
WEIGHT: 218
SIGNED BY: Nick Venuto
HOW OBTAINED: Selected by Twins in 7th round of 2022 First-Year Player Draft.

BATS: L
THROWS: R
SCHOOL: University of Toledo

BORN: 2/7/2000 in St. Clair Shores, MI
RESIDES: St. Clair Shores, MI

YEAR	TEAM	W-L	ERA	G	GS	CG	SHO	SV	IP	H	R	ER	HR	HB	BB	SO	WP	K/9	BAA
2022	FCL Twins	0-0	0.00	1	0	0	0	0	1.0	0	0	0	0	0	0	0	0	0.0	.000
	Fort Myers	1-0	0.00	1	0	0	0	0	3.0	2	0	0	0	0	0	5	0	15.0	.182
2023	Cedar Rapids	6-6	4.26	22	20	0	0	0	99.1	97	53	47	10	0	35	89	8	8.1	.255
2024	FCL Twins	0-0	0.00	2	2	0	0	0	5.0	1	0	0	0	0	1	7	0	12.6	.063
	Fort Myers	0-0	0.00	1	1	0	0	0	3.0	0	0	0	0	0	0	4	0	12.0	.000
	Wichita	0-0	3.60	3	2	0	0	0	10.0	7	4	4	1	0	4	7	0	6.3	.189
Minor League Totals		7-6	3.78	30	25	0	0	0	121.1	107	57	51	11	0	40	112	8	8.3	.235

KEASCHALL, LUKE TREVOR

INFIELDER

See Pages 124-125

KENDLE, CADEN THOMAS

OUTFIELDER

HEIGHT: 5-11
WEIGHT: 200
SIGNED BY: John Leavitt
HOW OBTAINED: Selected by Twins in 5th round (159th overall) of 2024 First-Year Player Draft.

BATS: R
THROWS: R
SCHOOL: University of California, Irvine

BORN: 3/13/2002 in Newport Beach, CA
RESIDES: --

YEAR	TEAM	AVG	G	AB	R	H	2B	3B	HR	RBI	SH	SF	HBP	BB	SO	SB	CS	OBP	OPS
2024	Fort Myers	.284	22	67	10	19	6	0	0	11	0	0	1	8	8	2	2	.368	.741
Minor League Totals		.284	22	67	10	19	6	0	0	11	0	0	1	8	8	2	2	.368	.741

KIRBY-WILLIAMS, DEVIN JOSEPH

PITCHER

HEIGHT: 5-10
WEIGHT: 215
SIGNED BY: --
HOW OBTAINED: Signed as an undrafted free agent, July 27, 2023...real last name Kirby-Williams but prefers last name as Kirby.

BATS: R
THROWS: R
SCHOOL: University of Connecticut

BORN: 8/10/1999 in Ukiah, CA
RESIDES: --

YEAR	TEAM	W-L	ERA	G	GS	CG	SHO	SV	IP	H	R	ER	HR	HB	BB	SO	WP	K/9	BAA
2023	FCL Twins	1-0	3.09	3	0	0	0	0	11.2	10	4	4	2	0	6	17	3	13.1	.238
2024	FCL Twins	2-1	2.19	11	0	0	0	3	24.2	25	9	6	0	2	8	31	6	11.3	.260
	Fort Myers	1-0	5.40	6	0	0	0	0	13.1	9	8	8	0	2	10	20	4	13.5	.200
Minor League Totals		4-1	3.26	20	0	0	0	3	49.2	44	21	18	2	4	24	68	13	12.3	.241

KISTING, JACOB FREDERICK

PITCHER

HEIGHT: 6-5
WEIGHT: 220
SIGNED BY: --
HOW OBTAINED: Selected by the Twins in 14th round of 2024 First-Year Player Draft.

BATS: R
THROWS: R
SCHOOL: Bradley University

BORN: 4/9/2003 in Madison, WI
RESIDES: --

KLEIN, JOHN JOSEPH

PITCHER

HEIGHT: 6-5
WEIGHT: 242
SIGNED BY: --
HOW OBTAINED: Signed as an undrafted free agent, August 8, 2022.

BATS: R
THROWS: R
SCHOOL: Iowa Central Community College

BORN: 4/22/2002 in Brooklyn Park, MN
RESIDES: Brooklyn Park, MN

YEAR	TEAM	W-L	ERA	G	GS	CG	SHO	SV	IP	H	R	ER	HR	HB	BB	SO	WP	K/9	BAA
2022	FCL Twins	0-0	0.00	2	0	0	0	0	2.0	1	0	0	0	0	1	2	0	9.0	.125
2023	FCL Twins	0-3	5.87	6	6	0	0	0	23.0	29	17	15	3	6	9	27	2	10.6	.305
	Fort Myers	2-1	2.97	6	6	1	0	0	30.1	18	10	10	1	3	13	30	0	8.9	.170
	Cedar Rapids	0-0	3.60	1	1	0	0	0	5.0	6	2	2	0	1	1	4	1	7.2	.300
2024	Cedar Rapids	8-3	4.57	22	20	0	0	0	100.1	102	51	51	9	7	38	90	3	8.1	.261
Minor League Totals		10-7	4.37	37	33	1	0	0	160.2	156	80	78	13	17	62	153	6	8.6	.252

KOLHOSSER, XAVIER WILLIAM

PITCHER

HEIGHT: 6-5
WEIGHT: 194
SIGNED BY: John Wilson
HOW OBTAINED: Selected by Twins in 13th round of 2024 First-Year Player Draft.

BATS: R
THROWS: R
SCHOOL: St. John's University

BORN: 7/2/2003 in Poughkeepsie, NY
RESIDES: --

LANGENBERG, TY ROBERT

PITCHER

HEIGHT: 6-2
WEIGHT: 190
SIGNED BY: Joe Bisenius
HOW OBTAINED: Selected by Twins in 11th round of 2023 First-Year Player Draft.

BATS: L
THROWS: L
SCHOOL: University of Iowa

BORN: 12/8/2001 in Urbandale, IA
RESIDES: --

2024: Split season between Low-A Fort Myers and High-A Cedar Rapids going 8-5, 3.67 ERA (108.0 IP, 44 ER) with 30 walks and 116 strikeouts in 21 games (20 starts)...named Twins minor league Pitcher of the Week twice on June 2 and September 8...**AMATEUR CAREER:** Pitched at the University of Iowa, where he was a team captain in 2023...went 6-3, 4.15 ERA with 86 strikeouts in 78.0 innings across 17 games (15 starts)...was Preseason B1G Pitcher of the Year and earned Preseason D1Baseball Pitcher of the Year honors...also named to the Big Ten All-Tournament team.

YEAR	TEAM	W-L	ERA	G	GS	CG	SHO	SV	IP	H	R	ER	HR	HB	BB	SO	WP	K/9	BAA
2023	FCL Twins	0-0	0.00	2	0	0	0	0	2.0	1	1	0	0	0	1	3	0	13.5	.143
	Fort Myers	0-1	5.06	3	0	0	0	0	5.1	7	3	3	0	2	3	2	0	3.4	.368
2024	Fort Myers	3-3	3.38	9	9	0	0	0	48.0	46	23	18	1	3	12	56	2	10.5	.251
	Cedar Rapids	5-2	3.90	12	11	0	0	0	60.0	60	31	26	7	2	18	60	1	9.0	.259
Minor League Totals		8-6	3.67	26	20	0	0	0	115.1	114	58	47	8	7	34	121	3	9.4	.259

LARES, CESAR DANIEL

PITCHER

HEIGHT: 6-0
WEIGHT: 170
SIGNED BY: --
HOW OBTAINED: Signed as an undrafted free agent on January 19, 2022.

BATS: L
THROWS: L
SCHOOL: --

BORN: 7/3/2003 in Maracay, Venezuela
RESIDES: --

YEAR	TEAM	W-L	ERA	G	GS	CG	SHO	SV	IP	H	R	ER	HR	HB	BB	SO	WP	K/9	BAA
2022	DSL Twins	2-3	2.93	11	11	0	0	0	46.0	31	16	15	0	3	20	71	4	13.9	.188
2023	FCL Twins	2-7	8.13	9	9	0	0	0	31.0	38	30	28	5	6	8	43	4	12.5	.295
2024	Fort Myers	3-4	4.56	19	19	0	0	0	81.0	88	56	41	8	20	28	77	7	8.6	.272
Minor League Totals		5-11	4.78	39	39	0	0	0	158.0	157	102	84	13	29	56	191	15	10.9	.254

MINOR LEAGUES

LAWERYSON, CODY ORION

PITCHER

HEIGHT: 6-5
WEIGHT: 213
SIGNED BY: John Wilson
HOW OBTAINED: Selected by Twins in 14th round of 2019 First-Year Player Draft.

BATS: R
THROWS: R
SCHOOL: University of Maine

BORN: 5/10/1998 in Bingham, ME
RESIDES: Moscow, ME

2024: Spent entire season with Double-A Wichita, going 2-2, 6.82 ERA (33.0 IP, 25 ER) with 12 walks and 33 strikeouts in 27 games...placed on 7-day Injured List on April 10 with a right oblique strain; reinstated on May 30...**2023:** Was NRI to Twins camp...spent entire season with Triple-A St. Paul, going 3-4, 4.80 ERA (50.2 IP, 27 ER) in 32 games (4 starts)...missed time on the 7-day Injured List from August 16-end of season with right biceps tendinitis...**2022:** Began season with High-A Cedar Rapids, pitching mostly out of Kernels' bullpen...started the season allowing eight runs (7 earned) over 5.2 innings pitched in first four appearances (11.12 ERA) for Kernels but allowed just four runs (3 earned) on next 29.1 innings from April 26-June 22 (0.92 ERA)...promoted to Double-A Wichita on June 24...11 of first 13 appearances for Wind Surge were scoreless (0.89 ERA) from June 25-August 14...named Texas League Pitcher of the Week September 11 after going 1-0, 0.00 ERA (11.0 IP) with three hits, one walk and 13 strikeouts in two starts for the Wind Surge...finished season in Wind Surge's starting rotation, making seven starts down the stretch, going 1-0, 1.08 ERA (33.1 IP, 4 ER) from August 10-September 17...named Texas League Postseason All-Star after going 5-0, 1.06 ERA (59.2 IP, 7 ER) with 15 walks and 69 strikeouts in 19 games (8 starts) for the Wind Surge...combined to go 6-0, 1.62 ERA (94.2 IP, 17 ER) with 27 walks, 111 strikeouts and a .198 opponent batting average in 35 games (10 starts) between Cedar Rapids and Wichita...held right-handed batters to a .171 average, compared to .228 vs. left-handed batters...went 5-0, 2.25 ERA (52.0 IP, 13 ER) in 25 relief appearances for both levels and 1-0, 0.84 ERA (42.2 IP, 4 ER) in 10 starts...**2021:** Spent entire season with High-A Cedar Rapids, going 2-5, 4.91 ERA (58.2 IP, 32 ER) with 19 walks and 73 strikeouts in 15 games (14 starts)...placed on 7-day Injured List on May 4 with a right forearm strain; reinstated on June 8...held left-handed batters to a .198 average, compared to .296 vs. right-handed batters...pitched eight games (1 start) for the Scottsdale Scorpions in the Arizona Fall League, going 0-1, 3.86 ERA (14.0 IP, 6 ER), with seven walks and 18 strikeouts...named to the Arizona Fall League Rising Stars Team...**2020:** Did not play professionally after minor league season cancelled due to COVID-19 pandemic...**2019:** Began first professional season with Rookie-Elizabethton...named Appalachian League Pitcher of the Week and Twins minor league Pitcher of the Week September 2, after striking out 15 in a start, with three hits allowed and no walks vs. Greeneville...promoted to Low-A Cedar Rapids for one start August 2 and returned to E-Town...named Appy League Rookie All-Star by Baseball America.

YEAR	CLUB	W-L	ERA	G	GS	CG	SHO	SV	IP	H	R	ER	HR	HB	BB	SO	WP	K/9	BAA
2019	Elizabethton	1-1	1.76	10	6	0	0	1	41.0	25	9	8	2	1	9	59	4	13.0	.174
	Cedar Rapids	0-0	0.00	1	1	0	0	0	5.0	2	0	0	0	1	1	4	0	7.2	.118
2020	NO SEASON - DID NOT PLAY																		
2021	Cedar Rapids	2-5	4.91	15	14	0	0	0	58.2	59	36	32	6	5	19	73	3	11.2	.255
2022	Cedar Rapids	1-0	2.57	16	2	0	0	1	35.0	25	12	10	0	1	12	42	1	10.8	.200
	Wichita	5-0	1.06	19	8	0	0	0	59.2	41	7	7	2	1	15	69	2	10.4	.197
2023	St. Paul	3-4	4.80	32	4	0	0	0	50.2	52	35	27	11	4	25	51	0	9.1	.257
2024	Wichita	2-2	6.82	27	0	0	0	3	33.0	41	28	25	1	0	12	33	0	9.0	.301
Minor League Totals		14-12	3.47	35	0	0	0	5	283.0	245	127	109	22	13	93	331	10	10.5	.230

LEAL, VICTOR MANUEL

CATCHER

HEIGHT: 5-11
WEIGHT: 187
SIGNED BY: Oswaldo Troconis
HOW OBTAINED: Signed as an undrafted free agent on January 16, 2024.

BATS: R
THROWS: R
SCHOOL: --

BORN: 9/29/2006 in Pampatar, Venezuela
RESIDES: --

YEAR	TEAM	AVG	G	AB	R	H	2B	3B	HR	RBI	SH	SF	HBP	BB	SO	SB	CS	OBP	OPS
2024	DSL Twins	.230	42	126	20	29	4	0	3	15	0	1	6	21	15	4	4	.364	.697
Minor League Totals		.230	42	126	20	29	4	0	3	15	0	1	6	21	15	4	4	.364	.697

LEE, JEREMY JOSEPH

PITCHER

HEIGHT: 5-11
WEIGHT: 211
SIGNED BY: Matt Williams
HOW OBTAINED: Selected by Twins in 13 round of 2023 First-Year Player Draft.

BATS: R
THROWS: R
SCHOOL: University of South Alabama

BORN: 9/7/2001 in Selma, AL
RESIDES: --

2024: Split the season between Low-A Fort Myers and High-A Cedar Rapids going 3-6, 4.42 ERA (79.1 IP, 39 ER) with 35 walks and 78 strikeouts in 21 games (17 starts)...**2023:** Made three appearances after being selected by the Twins in the 13th round of the 2023 draft, one with the FCL Twins and two with Low-A Fort Myers...**AMATEUR:** Went 6-10, 4.86 ERA (126.0 IP, 68 ER), 37 walks and 138 strikeouts in 28 games (23 starts) in three seasons at the University of South Alabama.

YEAR	TEAM	W-L	ERA	G	GS	CG	SHO	SV	IP	H	R	ER	HR	HB	BB	SO	WP	K/9	BAA
2023	FCL Twins	0-0	0.00	1	0	0	0	1	1.0	0	0	0	0	0	1	1	0	9.0	.000
	Fort Myers	0-0	0.00	2	0	0	0	0	3.0	4	0	0	0	0	3	5	0	15.0	.308
2024	Fort Myers	2-1	2.35	6	4	0	0	0	23.0	16	7	6	1	1	9	29	0	11.4	.198
	Cedar Rapids	1-5	5.27	15	13	0	0	0	56.1	64	37	33	5	5	26	49	5	7.8	.283
Minor League Totals		3-6	4.21	24	17	0	0	1	83.1	84	44	39	6	6	39	84	5	9.1	.260

LEON, SANTIAGO JOSE

INFIELDER

HEIGHT: 5-11
WEIGHT: 169
SIGNED BY: Edgar Guerra
HOW OBTAINED: Signed as minor league free agent on January 15, 2025.

BATS: R
THROWS: R
SCHOOL: --

BORN: 6/25/2008 in Carabobo, Venezuela
RESIDES: --

LEWIS, CORY ANDREW

PITCHER

See Pages 136-137

LIENDO, BIANGER VICENTE

PITCHER

HEIGHT: 6-1			BATS: R			BORN: 3/7/2004 in La Guaira, Venezuela														
WEIGHT: 175			THROWS: R			RESIDES: - -														
SIGNED BY: - -			SCHOOL: - -																	
HOW OBTAINED: Signed as an undrafted free agent on April 30, 2022.																				
2024: Missed entire season with a right shoulder strain.																				
YEAR	TEAM	W-L	ERA	G	GS	CG	SHO	SV	IP	H	R	ER	HR	HB	BB	SO	WP	K/9	BAA	
2022	DSL Twins	1-1	4.91	11	0	0	0	0	14.2	14	11	8	1	0	9	19	5	11.7	.255	
2023	FCL Twins	0-1	3.38	6	1	0	0	0	13.1	6	5	5	0	2	10	8	3	5.4	.136	
2024	INJURED LIST - DID NOT PLAY																			
Minor League Totals		1-2	4.18	17	1	0	0	0	28.0	20	16	13	1	2	19	27	8	8.7	.202	

LOPEZ, MOISES ABRAHAM

INFIELDER

HEIGHT: 6-1			BATS: L			BORN: 5/7/2006 in Santo Domingo, Dominican Republic													
WEIGHT: 198			THROWS: R			RESIDES: --													
SIGNED BY: Luis Lajara			SCHOOL: --																
HOW OBTAINED: Signed as an undrafted free agent on January 15, 2023.																			
YEAR	TEAM	AVG	G	AB	R	H	2B	3B	HR	RBI	SH	SF	HBP	BB	SO	SB	CS	OBP	OPS
2023	DSL Twins	.269	46	145	27	39	7	3	5	32	0	2	5	22	52	10	1	.379	.462
2024	FCL Twins	.115	26	52	9	6	0	0	2	9	0	0	1	15	26	0	2	.324	.555
Minor League Totals		.228	72	197	36	45	7	3	7	41	0	2	6	37	78	10	3	.364	.765

LUCENA, ELIEZER JOSE

PITCHER

HEIGHT: 5-11			BATS: R			BORN: 12/17/2007 in Acarigua, Venezuela		
WEIGHT: 165			THROWS: R			RESIDES: - -		
SIGNED BY: Edgar Guerra			SCHOOL: - -					
HOW OBTAINED: Signed as minor league free agent on January 15, 2025.								

LUCKY, NICHOLAS MATTHEWS (NICK)

OUTFIELDER/INFIELDER

HEIGHT: 6-0			BATS: L			BORN: 12/25/1999 in Ephrata, PA													
WEIGHT: 190			THROWS: R			RESIDES: - -													
SIGNED BY: - -			SCHOOL: Coastal Carolina																
HOW OBTAINED: Signed as an undrafted free agent, June 10, 2024.																			
YEAR	TEAM	AVG	G	AB	R	H	2B	3B	HR	RBI	SH	SF	HBP	BB	SO	SB	CS	OBP	OPS
2024	Fort Myers	.236	37	110	22	26	5	2	5	15	1	0	5	18	47	14	1	.368	.823
	Cedar Rapids	.152	22	66	6	10	0	0	1	4	0	0	3	10	26	2	1	.291	.488
	St. Paul	.000	1	1	0	0	0	0	0	0	0	0	0	0	1	0	0	.000	.000
Minor League Totals		.203	60	177	28	36	5	2	6	19	1	0	8	28	74	16	2	.338	.694

MACHUCA, EIDER JOSE

PITCHER

HEIGHT: 6-2			BATS: R			BORN: 8/11/2004 in San Jose de Guanipa, Venezuela													
WEIGHT: 190			THROWS: R			RESIDES: San Jose de Guanipa, Venezuela													
SIGNED BY: --			SCHOOL: --																
HOW OBTAINED: Signed as an undrafted free agent, May 29, 2021.																			
2022: Spent his first professional season with Rookie DSL Twins, going 0-2, 16.20 ERA (13.1 IP, 24 ER) with 25 walks and 23 strikeouts in 13 games (1 start).																			
YEAR	TEAM	W-L	ERA	G	GS	CG	SHO	SV	IP	H	R	ER	HR	HB	BB	SO	WP	K/9	BAA
2022	DSL Twins	0-2	16.20	13	1	0	0	0	13.1	20	27	24	1	0	25	23	13	15.5	.333
2023	DSL Twins	1-0	5.71	12	0	0	0	0	17.1	17	15	11	1	2	17	26	11	13.5	.246
2024	FCL Twins	2-2	3.00	8	2	0	0	0	18.0	14	8	6	1	3	10	17	2	8.5	.212
Minor League Totals		3-4	7.58	33	3	0	0	0	48.2	51	50	41	3	5	52	66	26	12.2	.262

MACLEOD, CHRISTIAN FERGUSON

PITCHER

HEIGHT: 6-4		BATS: L		BORN: 4/12/2000 in Huntsville, AL	
WEIGHT: 220		THROWS: L		RESIDES: Huntsville, AL	
SIGNED BY: Matt Williams		SCHOOL: Mississippi State University			
HOW OBTAINED: Selected by Twins in 5th round of 2021 First-Year Player Draft.					
2024: Began season injured list and was reinstated on May 10...posted a 3.41 ERA (92.1 IP, 35 ER) with 46 walks and 107 strikeouts in 21 games (20 starts)...named Twins minor league Pitcher of the Week on June 23 while with the Kernels...2023: Began season injured list and went on rehab assignment with Low-A Fort Myers, after missing all of 2022 season with injury...reinstated from rehab on May 28 and spent majority of season with High-A Cedar Rapids...2022: Missed entire season after undergoing left elbow surgery... AMATEUR CAREER: Pitched two seasons at Mississippi State University from 2020-21...2020: Named Co-National Freshman Player of the Year by Collegiate Baseball Newspaper and was a member of the publication's Freshman All-America team...earned third-team All-America accolades from Collegiate Baseball Newspaper...majored in Finance... PERSONAL: Attended Huntsville High School in Huntsville, AL where he lettered five times in baseball...named team captain as a senior...selected as team Most Valuable Pitcher as a junior and senior...two-time second-team All-American selection by Collegiate Baseball Newspaper, earning the honor as a junior and senior...selected first-team all-state as a junior and senior...earned first-team all-city as a junior and senior...named All-City Pitcher of the Year as a senior...son of former player Kevin MacLeod, who was selected by Athletics in 10th round of 1987 First-Year Player Draft.					

MacLeod continued...

YEAR	TEAM	W-L	ERA	G	GS	CG	SHO	SV	IP	H	R	ER	HR	HB	BB	SO	WP	K/9	BAA
2021	FCL Twins	0-0	0.00	1	0	0	0	0	1.2	1	0	0	0	0	2	5	0	27.0	.167
2022	Fort Myers	60-DAY INJURED LIST - DID NOT PLAY																	
2023	Fort Myers	0-0	3.38	2	2	0	0	0	5.1	1	2	2	0	0	6	8	2	13.5	.056
	Cedar Rapids	5-2	4.13	15	14	0	0	0	65.1	67	32	30	7	5	26	61	5	8.4	.267
2024	Cedar Rapids	3-1	2.77	12	12	0	0	0	48.2	41	20	15	6	2	25	58	2	10.7	.224
	Wichita	1-2	3.72	8	7	0	0	1	38.2	27	17	16	4	1	20	44	5	10.2	.191
	St. Paul	0-1	7.20	1	1	0	0	0	5.0	6	5	4	1	0	1	5	0	9.0	.300
Minor League Totals		9-6	3.66	39	36	0	0	1	164.2	143	76	67	18	8	80	181	14	9.9	.231

MACUARE, ANGEL YEFREY																		PITCHER	
HEIGHT: 6-2			BATS: R						BORN: 3/3/2000 in Puerto Ordaz, Venezuela										
WEIGHT: 250			THROWS: R						RESIDES: - -										
SIGNED BY: - -			SCHOOL: - -																
HOW OBTAINED: Signed as a minor league free agent on January 10, 2025...played with Glendale in the Arizona Fall League in 2021...played in Houston organization from 2017-23 and with Miami organization in 2024.																			
YEAR	TEAM	W-L	ERA	G	GS	CG	SHO	SV	IP	H	R	ER	HR	HB	BB	SO	WP	K/9	BAA
2017	DSL Astros Blue	2-3	4.85	12	9	0	0	0	29.2	32	20	16	1	3	16	36	7	10.9	.271
2018	GCL Astros	4-3	3.43	12	4	0	0	1	39.1	44	19	15	2	3	17	40	5	9.2	.282
2019	Tri-City	1-2	5.87	10	6	0	0	1	30.2	27	21	20	1	2	22	34	4	10.0	.239
2020	NO SEASON - DID NOT PLAY																		
2021	Fayetteville	0-1	1.15	4	2	0	0	1	15.2	8	4	2	1	0	5	24	2	13.8	.143
	Asheville	0-5	9.95	8	5	0	0	0	25.1	34	30	28	6	1	13	32	1	11.4	.330
	Corpus Christi	3-1	1.80	6	4	0	0	0	25.0	11	5	5	1	3	17	19	3	6.8	.139
2022	Corpus Christi	1-4	8.76	6	5	0	0	0	24.2	31	24	24	3	1	14	23	2	8.4	.307
2023	FCL Astros	0-1	5.06	3	3	0	0	0	5.1	6	3	3	0	0	0	9	0	15.2	.286
	Corpus Christi	1-4	5.31	15	10	0	0	2	57.2	71	38	34	9	5	17	54	2	8.4	.297
	Sugar Land	0-1	5.71	4	3	0	0	0	17.1	19	13	11	5	1	11	15	2	7.8	.275
2024	Pensacola	1-0	1.29	14	1	0	0	0	28.0	20	5	4	0	0	9	28	1	9.0	.202
	Jacksonville	2-1	5.91	24	2	0	0	0	42.2	44	30	28	7	3	18	41	1	8.7	.272
Minor League Totals		15-26	5.01	118	54	0	0	5	341.1	347	212	190	36	22	159	355	30	9.4	.264

MAITAN, KEVIN FRANCISCO																	INFIELDER		
HEIGHT: 6-2				BATS: S				BORN: 2/12/2000 in Puerto Cabello, Venezuela											
WEIGHT: 190				THROWS: R				RESIDES: - -											
SIGNED BY: - -				SCHOOL: - -															
HOW OBTAINED: Signed as a minor league free agent, May 16, 2024...played in Atlanta organization in 2017 and in Los Angeles-AL organization from 2018-23.																			
YEAR	TEAM	AVG	G	AB	R	H	2B	3B	HR	RBI	SH	SF	HBP	BB	SO	SB	CS	OBP	OPS
2017	GCL Braves	.314	9	35	5	11	3	0	0	3	0	0	0	2	10	1	0	.351	.751
	Danville	.220	33	127	10	28	5	1	2	15	0	2	1	9	39	1	0	.273	.596
2018	Orem	.248	63	262	42	65	13	1	8	26	0	0	3	19	66	1	2	.306	.703
2019	Burlington	.214	123	486	56	104	11	3	12	46	0	2	5	39	164	7	4	.278	.601
2020		NO SEASON - DID NOT PLAY																	
2021	ACL Angels	.273	5	11	1	3	0	0	0	1	0	0	0	1	3	0	0	.333	.606
	Tri-City	.207	32	121	9	25	3	0	1	12	0	1	2	6	33	0	0	.254	.510
2022	Rocket City	.261	114	399	54	104	20	1	11	45	0	3	7	41	140	3	3	.338	.736
2023	Rocket City	.192	53	172	18	33	8	0	1	15	0	1	4	23	67	0	0	.300	.556
2024	Cedar Rapids	.246	75	285	32	70	13	2	8	35	0	4	3	19	103	2	1	.296	.685
Minor League Totals		.233	507	1898	227	443	76	8	43	198	0	13	25	159	625	15	10	.299	.649

MALDONADO, CLEIBER JULIAN																		PITCHER	
HEIGHT: 6-1			BATS: L			BORN: 11/20/2003 in San Cristobal, Venezuela													
WEIGHT: 200			THROWS: L			RESIDES: San Cristobal, Venezuela													
SIGNED BY: - -			SCHOOL: - -																
HOW OBTAINED: Signed as a minor league free agent, January 15, 2021.																			
YEAR	TEAM	W-L	ERA	G	GS	CG	SHO	SV	IP	H	R	ER	HR	HB	BB	SO	WP	K/9	BAA
2021	DSL Twins	1-1	3.26	10	1	0	0	0	19.1	18	11	7	0	8	7	31	5	14.4	.247
2022	FCL Twins	2-1	3.54	9	2	0	0	0	20.1	18	13	8	2	0	11	18	1	8.0	.225
2023	FCL Twins	1-0	4.21	11	2	0	0	0	25.2	31	13	12	0	1	15	21	4	7.4	.295
2024	FCL Twins	2-0	2.04	14	1	0	0	5	17.2	14	8	4	0	2	5	18	3	9.2	.203
	Fort Myers	1-1	2.70	10	0	0	0	0	13.1	10	6	4	0	1	6	15	1	10.1	.213
Minor League Totals		7-3	3.27	54	6	0	0	5	96.1	91	51	35	2	12	44	103	14	9.6	.243

MARCANO, RAFAEL ALFONSO

PITCHER

HEIGHT: 6-1		BATS: L		BORN: 4/20/2000 in Punta Cardon, Venezuela															
WEIGHT: 170		THROWS: L		RESIDES: --															
SIGNED BY: --		SCHOOL: --																	
HOW OBTAINED: Selected by Twins in 1st round of minor league phase of 2023 Rule 5 Draft from Philadelphia.																			
YEAR	TEAM	W-L	ERA	G	GS	CG	SHO	SV	IP	H	R	ER	HR	HB	BB	SO	WP	K/9	BAA
2018	DSL Phillies White	1-0	1.35	9	1	0	0	0	13.1	10	3	2	0	1	6	11	1	7.4	.208
2019	GCL Phillies East	0-2	4.24	9	4	0	0	1	23.1	22	12	11	1	1	7	24	2	9.3	.242
2020	NO SEASON - DID NOT PLAY																		
2021	FCL Phillies	2-0	2.08	3	0	0	0	0	4.1	2	1	1	1	0	0	5	0	10.4	.133
	Clearwater	1-3	3.76	17	8	0	0	0	52.2	53	26	22	4	4	27	67	8	11.4	.259
2022	Clearwater	1-4	3.80	7	3	0	0	0	21.1	25	14	9	0	1	9	26	1	11	.284
	Jersey Shore	1-5	5.82	10	10	0	0	0	43.1	45	31	28	5	3	22	47	2	9.8	.268
2023	Jersey Shore	5-6	3.95	23	20	0	0	0	93.1	85	43	41	7	4	42	97	6	9.4	.248
2024	Cedar Rapids	1-0	2.70	25	0	0	0	1	43.1	34	14	13	1	1	24	41	7	5.0	.224
	Wichita	0-2	16.71	5	1	0	0	0	7.0	7	13	13	3	2	14	9	3	11.6	.259
Minor League Totals		12-22	4.17	108	47	0	0	2	302.0	283	157	140	22	17	151	327	30	9.8	.249

MARIN, RAINER JOSE

PITCHER

HEIGHT: 6-0		BATS: R		BORN: 7/15/2005 in Caracas, Venezuela															
WEIGHT: 168		THROWS: R		RESIDES: - -															
SIGNED BY: Oswaldo Troncosis		SCHOOL: - -																	
HOW OBTAINED: Signed as minor league free agent on January 15, 2025.																			

MARTINEZ, MICHAEL MARTE

PITCHER

HEIGHT: 6-1		BATS: R		BORN: 7/11/1999 in Rio Piedras, Puerto Rico															
WEIGHT: 185		THROWS: R		RESIDES: --															
SIGNED BY: --		SCHOOL: --																	
HOW OBTAINED: Signed as a minor league free agent on December 3, 2024...began minor league career with Los Angeles Dodgers organization.																			
YEAR	TEAM	W-L	ERA	G	GS	CG	SHO	SV	IP	H	R	ER	HR	HB	BB	SO	WP	K/9	BAA
2018	DSL Dodgers Robinson	1-1	2.14	18	0	0	0	3	21.0	16	11	5	1	4	18	18	11	7.7	.211
2019	DSL Dodgers Shoemaker	0-1	2.45	2	2	0	0	0	7.1	6	2	2	0	1	3	6	0	7.4	.207
	AZL Dodgers Mota	2-0	4.58	8	2	0	0	1	19.2	18	14	10	1	2	13	22	5	10.1	.250
2020		NO SEASON - DID NOT PLAY																	
2021	ACL Dodgers	0-1	8.31	4	0	0	0	0	4.1	3	6	4	0	2	4	6	1	12.5	.188
	Rancho Cucamonga	2-2	6.87	12	0	0	0	0	18.1	19	14	14	3	2	10	24	4	11.8	.264
2022		INJURED - DID NOT PLAY																	
2023		INJURED - DID NOT PLAY																	
2024	Grand Lakes	3-5	2.01	36	0	0	0	1	40.1	26	14	9	1	2	24	46	7	10.3	.183
	Tulsa	0-0	0.00	2	0	0	0	0	2.0	0	0	0	0	1	1	2	0	9.0	.000
Minor League Totals		8-10	3.50	82	4	0	0	5	113.0	88	61	44	6	14	73	124	28	9.9	.213

MARTINEZ, YOHANDER JOSE

INFIELDER

HEIGHT: 5-10		BATS: R										BORN: 1/8/2002 in Caracas, Venezuela									
WEIGHT: 175		THROWS: R										RESIDES: Caracas, Venezuela									
SIGNED BY: --		SCHOOL: --																			
HOW OBTAINED: Claimed off waivers from Houston in the AAA phase of the 2022 Rule 5 Draft.																					
YEAR	TEAM	AVG	G	AB	R	H	2B	3B	HR	RBI	SH	SF	HBP	BB	SO	SB	CS	OBP	OPS		
2019	DSL Astros	.313	66	214	36	67	6	3	1	25	0	0	8	40	27	19	11	.439	.822		
2020		NO SEASON - DID NOT PLAY																			
2021	Fayetteville	.265	44	132	16	35	1	0	1	21	0	2	4	27	32	4	3	.400	.695		
2022	Astros Blue	.235	46	136	18	32	0	1	2	19	0	2	9	30	22	5	5	.401	.695		
2023	Fort Myers	.262	48	126	21	33	5	0	2	21	0	2	5	28	35	1	2	.410	.759		
2024	Fort Myers	.185	55	162	33	30	4	0	1	19	1	1	13	35	45	5	0	.370	.598		
Minor League Totals		.256	259	770	124	197	16	4	7	105	1	7	39	160	161	34	21	.406	.720		

MCCAUGHAN, DARREN

PITCHER

See Pages 152-153

MCCUSKER, CARSON MICHAEL

OUTFIELDER

HEIGHT: 6-8		BATS: R		BORN: 5/22/1998 in Sparks, NV															
WEIGHT: 249		THROWS: R		RESIDES: - -															
SIGNED BY: - -		SCHOOL: Oklahoma State University																	
HOW OBTAINED: Signed as minor league free agent on June 29, 2023.																			

2024: Began season with Double-A Wichita...promoted to Triple-A St. Paul on August 24...hit .282 (130-for-461) with 30 doubles, four triples, 19 home runs, 75 RBI, 69 runs scored, seven stolen bases and 45 walks in 122 games between the two levels...named Texas Player of the Week on May 12...named Twins minor league Player of the Week twice on May 12 and September 15...named to Texas League Post-Season All-Star...led Twins minor leaguers on doubles (30), tied for second on home runs (19), second on hits (30), tied for third on games played (122), third on RBI (75) and at-bats (461), fourth on runs scored (69).

McCusker continued...

YEAR	TEAM	AVG	G	AB	R	H	2B	3B	HR	RBI	SH	SF	HBP	BB	SO	SB	CS	OBP	OPS
2023	Fort Myers	.286	25	98	15	28	2	0	7	18	0	0	0	10	38	0	0	.352	.872
	Cedar Rapids	.237	21	76	13	18	4	0	7	18	0	0	1	5	32	0	0	.293	.859
2024	Wichita	.281	98	370	56	104	26	3	15	64	0	4	8	38	117	7	7	.357	.846
	St. Paul	.286	24	91	13	26	4	1	4	11	0	0	0	7	33	0	0	.337	.821
Minor League Totals		.277	168	635	97	176	36	4	33	111	0	4	9	60	220	7	7	.346	.848

MENDEZ, JUAN CARLOS																	PITCHER		
HEIGHT: 6-4			BATS: R			BORN: 10/18/1998 in Santo Domingo, Dominican Republic													
WEIGHT: 272			THROWS: R			RESIDES: Dominican Republic													
SIGNED BY: --			SCHOOL: --																
HOW OBTAINED: Signed as an undrafted free agent on July 21, 2020.																			
YEAR	TEAM	W-L	ERA	G	GS	CG	SHO	SV	IP	H	R	ER	HR	HB	BB	SO	WP	K/9	BAA
2021	FCL Twins	2-3	3.58	12	5	0	0	1	27.2	21	13	11	2	2	14	37	6	12.0	.196
2022	Fort Myers	3-4	5.05	32	0	0	0	3	46.1	35	28	26	4	2	31	58	8	11.3	.211
2023	Fort Myers	2-5	4.89	34	0	0	0	1	46.0	31	26	25	8	4	31	66	12	12.9	.189
2024	Cedar Rapids	1-1	4.79	33	0	0	0	0	35.2	44	25	19	3	2	15	45	3	11.4	.291
Minor League Totals		8-13	4.68	111	5	0	0	5	155.2	131	92	81	17	10	91	206	29	11.9	.223

MERCEDES, JUAN ALEXANDER																	PITCHER			
HEIGHT: 5-10			BATS: R			BORN: 1/7/2002 in La Romana, Dominican Republic														
WEIGHT: 181			THROWS: R			RESIDES: Dominican Republic														
SIGNED BY: - -			SCHOOL: - -																	
HOW OBTAINED: Signed as an undrafted free agent on May 25, 2022.																				
YEAR	TEAM	W-L	ERA	G	GS	CG	SHO	SV	IP	H	R	ER	HR	HB	BB	SO	WP	K/9	BAA	
2022	DSL Twins	1-0	5.51	12	1	0	0	1	16.1	15	18	10	5	1	16	26	3	14.3	.231	
2023	FCL Twins	1-0	1.17	5	0	0	0	0	15.1	8	2	2	0	0	4	25	2	14.7	.151	
	Fort Myers	2-1	5.61	8	6	0	0	0	25.2	30	20	16	3	2	14	21	2	7.4	.294	
2024	Fort Myers	1-1	2.89	13	0	0	0	0	18.2	14	8	6	0	2	11	22	1	10.6	.209	
	Cedar Rapids	1-3	7.31	20	0	0	0	0	28.1	38	29	23	6	1	10	31	6	9.9	.309	
Minor League Totals		6-5	4.92	58	7	0	0	1	104.1	105	77	57	14	6	55	125	14	10.8	.256	

MERCEDES, YASSER ANTONIO															OUTFIELDER				
HEIGHT: 6-1			BATS: R			BORN: 11/16/2004 in Rio Piedras, Puerto Rico													
WEIGHT: 175			THROWS: R			RESIDES: Nizao, Dominican Republic													
SIGNED BY: Fred Guerrero			SCHOOL: - -																
HOW OBTAINED: Signed as an undrafted free agent on January 15, 2021.																			
2025: Enters 2025 as the No. 15 prospect in Twins organization per MLB.com...named best outfield arm in the Twins organization by <i>Baseball America</i> ...2024: Ranked as 22nd-best prospect in Twins system per MLB.com, entering 2024...also 19th-best prospect in organization by <i>Baseball America</i> ...named Twins minor league Player of the Week twice on May 19 and June 30...2023: Ranked as 15th-best prospect in Twins system by MLB.com, entering 2023.																			
EAR	TEAM	AVG	G	AB	R	H	2B	3B	HR	RBI	SH	SF	HBP	BB	SO	SB	CS	OBP	OPS
2022	DSL Twins	.355	41	155	34	55	13	3	4	20	0	2	1	18	35	30	5	.420	.975
2023	FCL Twins	.196	25	97	14	19	4	1	4	17	0	1	1	6	23	6	1	.248	.629
2024	FCL Twins	.331	51	169	34	56	18	2	6	24	0	0	2	24	39	18	5	.421	.988
	Fort Myers	.125	10	40	7	5	1	0	0	3	0	0	2	6	18	3	0	.271	.421
Minor League Totals		.293	127	461	89	135	36	6	14	64	0	3	6	54	115	57	11	.372	.860

MIRABAL, MARLON															PITCHER				
HEIGHT: 5-10					BATS: L					BORN: 7/6/2006 in Havana, Cuba									
WEIGHT: 184					THROWS: L					RESIDES: - -									
SIGNED BY: Samuel Pimentel					SCHOOL: - -														
HOW OBTAINED: Signed as an undrafted free agent on December 14, 2024..																			

MISIEWICZ, ANTHONY															PITCHER				
See Pages 157-158																			

MONTANO, OMAR															PITCHER				
HEIGHT: 6-0			BATS: R			BORN: 2/10/2006 in La Vega, Dominican Republic													
WEIGHT: 160			THROWS: R			RESIDES: - -													
SIGNED BY: - -			SCHOOL: - -																
HOW OBTAINED: Signed as an undrafted free agent on August 13, 2024.																			
YEAR	TEAM	W-L	ERA	G	GS	CG	SHO	SV	IP	H	R	ER	HR	HB	BB	SO	WP	K/9	BAA
2024	DSL Twins	0-0	9.00	1	1	0	0	0	1.0	2	1	1	0	0	1	0	1	0.0	.500
Minor League Totals		0-0	9.00	1	1	0	0	0	1.0	2	1	1	0	0	1	0	1	0.0	.500

MORALES, JEFERSON DANIEL															CATCHER				
See Pages 159-160																			

NARVAEZ, ANTHONY EDUARDO																	PITCHER			
HEIGHT: 6-1				BATS: R				BORN: 7/30/2003 in Porlamar, Venezuela												
WEIGHT: 175				THROWS: R				RESIDES: - -												
SIGNED BY: - -				SCHOOL: - -																
HOW OBTAINED: Signed as an undrafted free agent on March 18, 2022.																				
2024: Spent most of the season with the FCL Twins, with a short stint with Low-A Fort Myers towards the end of the season...made season debut for FCL Twins on May 7, starting and tossing 4.0 scoreless innings (4 H, 2 BB, 2 K)...pitched in 14 games (6 starts) for FCL Twins before making final four starts of season for Mighty Mussels...2023: Missed the entire minor league season with a right forearm strain.																				
YEAR	TEAM	W-L	ERA	G	GS	CG	SHO	SV	IP	H	R	ER	HR	HB	BB	SO	WP	K/9	BAA	
2022	DSL Twins	2-0	3.62	11	4	0	0	1	27.1	26	15	11	0	0	10	39	3	12.8	.245	
2023		INJURED - DID NOT PLAY																		
2024	FCL Twins	2-3	5.72	10	6	0	0	0	39.1	47	35	25	1	1	12	41	2	9.4	.288	
	Fort Myers	0-0	5.63	4	4	0	0	0	8.0	7	5	5	3	0	4	10	0	11.3	.233	
Minor League Totals		4-3	4.94	25	14	0	0	1	74.2	80	55	41	4	1	26	90	5	10.9	.268	

NOBLE, JACKSON GREGORY (JACK)																	PITCHER		
HEIGHT: 6-2				BATS: R				BORN: 4/2/2000 in Fullerton, CA											
WEIGHT: 200				THROWS: R				RESIDES: Fullerton, CA											
SIGNED BY: - -				SCHOOL: California State University, Long Beach															
HOW OBTAINED: Signed as an undrafted free agent, August 10, 2022.																			
2024: Spent most of the season with Low-A Fort Myers, going 8-2, 4.78 ERA (58.1 IP, 31 ER) with 30 walks, 72 strikeouts and a .248 BAA in 32 games (1 start)...his 72 strikeouts ranked fifth on the Mighty Mussels...his eight relief wins ranked tied for fourth most among all Low-A pitchers...following the minor league season, pitched for Salt River in the Arizona Fall League, going 1-1, 5.56 ERA (11.1 IP, 7 ER) with seven walks and 10 strikeouts in seven relief appearances.																			
YEAR	TEAM	W-L	ERA	G	GS	CG	SHO	SV	IP	H	R	ER	HR	HB	BB	SO	WP	K/9	BAA
2022	FCL Twins	1-0	0.00	2	0	0	0	0	2.0	3	0	0	0	0	1	3	0	13.5	.333
2023	FCL Twins	2-0	1.72	3	3	0	0	0	15.2	12	3	3	0	0	7	20	2	11.5	.218
	Fort Myers	2-2	3.38	10	9	0	0	0	50.2	38	21	19	4	7	23	43	2	7.6	.211
2024	Fort Myers	8-2	4.78	32	1	0	0	3	58.1	55	38	31	11	6	30	72	6	11.1	.248
	Cedar Rapids	0-0	16.20	2	0	0	0	0	3.1	5	6	6	1	0	3	4	1	10.8	.333
	Wichita	0-0	3.00	1	0	0	0	0	3.0	1	1	1	0	1	0	1	0	3.0	.111
Minor League Totals		13-4	4.06	50	13	0	0	3	133.0	114	69	60	16	14	64	143	11	9.7	.233

NOWLIN, JAYLEN ALEXANDER																	PITCHER			
HEIGHT: 6-1				BATS: L				BORN: 1/29/2001 in Atlanta, GA												
WEIGHT: 180				THROWS: L				RESIDES: - -												
SIGNED BY: Jack Powell				SCHOOL: Chipola College (FL)																
HOW OBTAINED: Selected by Twins in 19th round of 2021 First-Year Player Draft.																				
2024: Spent most of season with Double-A Wichita, going 5-7, 4.67 ERA (96.1 IP, 50 ER) with 48 walks and 97 strikeouts in 21 games (15 starts)...his 97 strikeouts ranked third on the Wind Surge...missed time from July 25-August 11 on the 7-day Injured List with a broken nose...final three appearances of the season came for Saints from September 14-22, allowing four runs (3 ER) on three hits (1 HR) in 2.0 innings...2023: Ranked as 30th-best prospect in Twins system entering 2023 by MLB.com...split the season between High-A Cedar Rapids and Double-A Wichita, going 6-7, 4.44 ERA (105.1 IP, 52 ER) with 45 walks and 114 strikeouts in 24 games (20 starts)...named 2023 MiLB.com Organization All-Star...ranked fourth among all Twins minor leaguers in strikeouts (114), tied for fourth in games started (20) and tied for fifth in innings pitched (105.1).																				
YEAR	TEAM	W-L	ERA	G	GS	CG	SHO	SV	IP	H	R	ER	HR	HB	BB	SO	WP	K/9	BAA	
2021	FCL Twins	0-1	81.00	1	0	0	0	0	0.1	2	4	3	0	0	2	1	2	27.0	.667	
2022	Fort Myers	4-3	3.65	19	11	0	0	0	56.2	47	25	23	2	4	29	89	6	14.1	.221	
	Cedar Rapids	1-1	4.40	3	3	0	0	0	14.1	13	7	7	2	0	7	22	4	13.8	.241	
2023	Cedar Rapids	3-6	4.79	15	13	0	0	0	67.2	69	40	36	11	9	23	79	9	10.5	.260	
	Wichita	3-1	3.82	9	7	0	0	0	37.2	31	21	16	4	8	22	35	8	8.4	.230	
2024	Wichita	5-7	4.67	21	15	0	0	0	96.1	90	59	50	11	4	48	97	10	9.1	.251	
	St. Paul	0-0	13.50	3	0	0	0	0	2.0	3	4	3	1	2	0	2	1	9.0	.333	
Minor League Totals		16-19	4.52	71	49	0	0	0	275.0	255	160	138	31	27	131	325	40	10.6	.246	

NUNEZ, IRVIN															CATCHER				
HEIGHT: 5-10					BATS: R					BORN: 2/21/2006 in Guacara, Venezuela									
WEIGHT: 160					THROWS: R					RESIDES: - -									
SIGNED BY: - -					SCHOOL: - -														
HOW OBTAINED: Signed as an undrafted free agent, September 8, 2023.																			
YEAR	TEAM	AVG	G	AB	R	H	2B	3B	HR	RBI	SH	SF	HB	BB	SO	SB	CS	OBP	OPS
2024	DSL Twins	.299	27	67	15	20	6	1	2	18	0	0	4	15	10	6	1	.453	.960
Minor League Totals		.299	27	67	15	20	6	1	2	18	0	0	4	15	10	6	1	.453	.960

OHL, PIERSON BLAINE

PITCHER

HEIGHT: 6-1
WEIGHT: 180
SIGNED BY: Andrew Ayers
HOW OBTAINED: Selected by Twins in 14th round of 2021 First-Year Player Draft.

BATS: R
THROWS: R
SCHOOL: Grand Canyon University

BORN: 9/10/1999 in Moorpark, CA
RESIDES: --

2024: Went 4-7, 4.68 ERA (102.0 IP, 53 ER) with 16 walks and 70 strikeouts in 21 games (15 starts) for Double-A Wichita...struck out a career-high-tying 10 batters on May 14 at Tulsa (6.0 IP, 4 H, 0 R, 1 BB); named Twins minor league Pitcher of the Week on May 19 for his efforts...missed time on the 7-day Injured List from June 27-August 9 with right shoulder impingement syndrome...2023: Split the season between High-A Cedar Rapids and Double-A Wichita, going 9-7, 3.32 ERA (127.1 IP, 47 ER) with 18 walks and 115 strikeouts in 24 games (21 starts)...named Twins minor league Pitcher of the Week on August 6...ranked first among all Twins minor leaguers in innings pitched (127.1), tied for first in wins (9), tied for third in strikeouts (115) and tied for fourth in games started (21)...was one of four Twins minor league pitchers to throw a complete game...named Texas League Pitcher of the Month on August and TL Postseason All-Star...2022: Spent the season with Low-A Fort Myers, going 6-7, 3.53 ERA (91.2 IP, 36 ER) with 13 walks and 101 strikeouts in 20 games (18 starts)...2021: Named a Second-Team All-American by Collegiate Baseball Newspaper, GCU's first D-I All-American...won the WAC Pitcher of the Year – the first by a Lopes player – while earning a spot on the All-WAC first team as a starting pitcher...named the WAC Tournament MVP...2019: Named a Freshman All-American by Collegiate Baseball...played for San Luis Obispo Blues in the 2019 California Collegiate Summer League...AMATEUR CAREER: Played three seasons collegiately for Grand Canyon University from 2019-21...PERSONAL: Attended Grace Brethren High School in Simi Valley, CA...as a senior, was named Team MVP, First-Team All-League, All-League MVP, First Team All-County, First Team All-CIF, Second Team All-State.

YEAR	TEAM	W-L	ERA	G	GS	CG	SHO	SV	IP	H	R	ER	HR	HB	BB	SO	WP	K/9	BAA
2021	FCL Twins	0-0	16.20	1	0	0	0	0	1.2	5	3	3	1	0	0	1	1	5.4	.500
2022	Fort Myers	6-7	3.53	20	18	0	0	0	91.2	95	41	36	5	5	13	101	6	9.9	.268
2023	Cedar Rapids	2-4	4.69	8	7	1	0	0	40.1	47	24	21	6	1	5	41	1	9.1	.285
	Wichita	7-3	2.69	16	14	0	0	0	87.0	70	26	26	9	2	13	74	1	7.7	.217
2024	Wichita	4-7	4.68	21	15	0	0	1	102.0	113	63	53	14	1	16	70	3	6.2	.278
Minor League Totals		19-21	3.88	66	54	0	0	1	322.2	330	157	139	35	9	47	287	12	8.0	.262

OLDHAM, WILLIAM (BILLY)

PITCHER

HEIGHT: 6-1
WEIGHT: 217
SIGNED BY: --
HOW OBTAINED: Signed as an undrafted free agent on July 24, 2024.

BATS: R
THROWS: R
SCHOOL: University of Southern Mississippi

BORN: 2/2/2001 in Danbury, CT
RESIDES: --

OLIVAR, RICARDO JOSE

CATCHER

HEIGHT: 5-10
WEIGHT: 176
SIGNED BY: --
HOW OBTAINED: Signed as an undrafted free agent on July 2, 2019.

BATS: R
THROWS: R
SCHOOL: --

BORN: 8/10/2001 in Barquisimeto, Venezuela
RESIDES: Venezuela

2024: Ranked as the No. 16 prospect in the Twins system...began the season at High-A Cedar Rapids...named Twins minor league Player of the Week on June 2, after hitting .364 (8-for-22) with three home runs, five RBI and a 1.136 OPS...promoted to Double-A Wichita on July 29, where he finished the season...2023: Ranked as 27th-best prospect in Twins system entering 2023, by MLB.com...spent the season with Low-A Fort Myers, hitting .285 (106-for-372) with 28 doubles, three triples, 10 home runs, 58 RBI, 75 runs scored, 12 stolen bases, 59 walks and an .855 OPS in 100 games...named Twins minor league Player of the Week on May 28...named 2023 MiLB.com Organization All-Star...ranked third among all Twins minor leaguers in doubles (28), tied for seventh in runs scored (75) and ninth in hits (106)...2022: Named FCL All-Star and FCL Most Valuable Player, batted .349 with five home runs and 23 RBI in 43 combined games between Rookie FCL Twins and Low-A Fort Myers.

YEAR	TEAM	AVG	G	AB	R	H	2B	3B	HR	RBI	SH	SF	HBP	BB	SO	SB	CS	OBP	OPS
2021	FCL Twins	.204	34	49	5	10	2	1	1	5	0	0	2	8	17	3	0	.339	.686
2022	FCL Twins	.349	40	129	16	45	12	3	5	23	0	2	5	18	33	5	5	.442	1.046
	Fort Myers	.222	3	9	0	2	0	0	0	1	0	0	0	1	3	0	0	.300	.522
2023	Fort Myers	.285	100	372	75	106	28	2	10	58	0	2	16	59	93	12	1	.403	.855
2024	Cedar Rapids	.287	81	300	59	86	17	3	11	44	0	2	1	53	70	3	0	.393	.867
	Wichita	.224	19	67	7	15	2	0	1	7	0	0	1	9	18	3	0	.325	.623
Minor League Totals		.285	277	926	162	264	61	9	28	138	0	6	25	148	234	26	6	.396	.857

OLIVARES, JOSE RAFAEL

PITCHER

HEIGHT: 6-1
WEIGHT: 199
SIGNED BY: --
HOW OBTAINED: Signed as an undrafted free agent, January 15, 2021.

BATS: R
THROWS: R
SCHOOL: --

BORN: 1/18/2003 in Altagracia De Orituco, Venezuela
RESIDES: Altagracia De Orituco, Venezuela

2024: Finished the season as the No. 28 prospect in the Twins system, per MLB.com...named Twins minor league Pitcher of the Week on June 9, after allowing four hits in 5.0 scoreless innings, with six strikeouts in one start.

YEAR	TEAM	W-L	ERA	G	GS	CG	SHO	SV	IP	H	R	ER	HR	HB	BB	SO	WP	K/9	BAA
2021	DSL Twins	3-2	5.40	10	5	0	0	0	15.0	18	11	9	1	1	10	15	6	9.0	.300
2022	FCL Twins	2-2	4.01	10	4	0	0	1	33.2	28	17	15	4	0	17	40	7	10.7	.217
2023	Fort Myers	3-4	6.22	21	20	0	0	0	85.1	82	61	59	15	3	43	83	9	8.7	.251
2024	FCL Twins	0-0	9.64	2	2	0	0	0	4.2	5	6	5	1	0	3	4	0	7.7	.250
	Fort Myers	2-3	3.33	13	10	0	0	0	46.0	42	20	17	0	1	19	47	2	9.2	.240
Minor League Totals		10-11	5.12	56	41	0	0	1	184.2	175	115	105	21	5	92	189	24	9.2	.246

ORTEGA, JOREL IVAN

INFIELDER

HEIGHT: 6-0		BATS: R		BORN: 1/22/2001 in Bayamón, Puerto Rico															
WEIGHT: 194		THROWS: R		RESIDES: Naranjito, Puerto Rico															
SIGNED BY: Jack Powell		SCHOOL: University of Tennessee																	
HOW OBTAINED: Selected by Twins in the 6th round of the 2022 First-Year Player Draft.																			
YEAR	TEAM	AVG	G	AB	R	H	2B	3B	HR	RBI	SH	SF	HBP	BB	SO	SB	CS	OBP	OPS
2022	FCL Twins	.000	2	4	0	0	0	0	0	0	0	0	0	2	3	0	0	.333	.333
	Fort Myers	1.000	1	1	0	1	0	0	0	2	0	0	0	0	0	0	0	1.000	2.000
2023	Fort Myers	.279	60	229	46	64	22	3	6	39	0	0	3	41	64	17	5	.396	.876
	Cedar Rapids	.233	60	227	38	53	12	2	8	36	0	4	5	28	69	10	2	.326	.736
2024	Wichita	.214	121	364	49	78	13	3	10	44	1	2	6	44	102	11	6	.308	.657
Minor League Totals		.238	244	825	133	196	47	8	24	120	1	6	14	115	238	38	13	.339	.740

PAEZ, RICARDO DAVID

OUTFIELDER

HEIGHT: 5-10			BATS: L			BORN: 4/14/2007 in Venezuela													
WEIGHT: 165			THROWS: L			RESIDES: - -													
SIGNED BY: Marlon Nava			SCHOOL: - -																
HOW OBTAINED: Signed as an undrafted free agent, January 16, 2024.																			
YEAR	TEAM	AVG	G	AB	R	H	2B	3B	HR	RBI	SH	SF	HBP	BB	SO	SB	CS	OBP	OPS
2024	DSL Twins	.263	36	99	26	26	4	3	2	14	0	1	1	20	26	4	4	.388	.812
Minor League Totals		.263	36	99	26	26	4	3	2	14	0	1	1	20	26	4	4	.388	.812

PAREDES, MICHAEL EXODUS (MIKE)

PITCHER

HEIGHT: 5-11		BATS: R		BORN: 7/27/2000 in San Diego, CA															
WEIGHT: 185		THROWS: R		RESIDES: San Diego, CA															
SIGNED BY: John Leavitt		SCHOOL: San Diego State University																	
HOW OBTAINED: Selected by the Twins in the 18th round of the 2021 First-Year Player Draft.																			
2024: Sp...2023: Spent the season with High-A Cedar Rapids, going 7-1, 3.14 ERA (63.0 IP, 22 ER) with 20 walks and 58 strikeouts in 28 games (3 starts)...2022: Spent the season with Low-A Fort Myers, going 7-4, 3.27 ERA (85.1 IP, 31 ER) with 16 walks and 63 strikeouts in 24 games (13 starts)... AMATEUR CAREER: Played collegiatel for three seasons at San Diego State from 2019-21...named 2020 Mountain West All-Academic selection as a sophomore...played summer ball for Kalamazoo in the Northwoods League in 2019... PERSONAL: Attended San Diego High School and was four-year letterwinner...earned team MVP honors on three occasions and was twice named San Diego City League Player of the Year...received Second-Team All-CIF recognition and was named a 2018 San Diego County All-Star.																			
YEAR	TEAM	W-L	ERA	G	GS	CG	SHO	SV	IP	H	R	ER	HR	HB	BB	SO	WP	K/9	BAA
2021	FCL Twins	0-0	2.25	2	1	0	0	0	4.0	1	1	1	0	0	1	6	0	13.5	.077
2022	Fort Myers	7-4	3.27	24	13	0	0	1	85.1	81	34	31	11	0	16	63	3	6.6	.253
2023	Cedar Rapids	7-1	3.14	28	3	0	0	2	63.0	52	26	22	4	2	20	58	3	8.3	.219
2024	Fort Myers	0-1	4.50	1	0	0	0	0	2.0	4	2	1	0	0	0	3	0	13.5	.400
	Cedar Rapids	2-2	1.80	17	3	0	0	2	45.0	37	10	9	1	0	5	45	2	9.0	.228
	Wichita	0-0	5.79	13	0	0	0	0	18.2	21	12	12	1	0	8	13	3	6.3	.280
Minor League Totals		16-8	3.14	85	20	0	0	5	218.0	196	85	76	17	2	50	188	11	7.8	.240

PASQUALOTTO, PAULSHAWN (PAUL)

PITCHER

HEIGHT: 6-1		BATS: R		BORN: 6/14/2001 in Las Vegas, NV															
WEIGHT: 200		THROWS: R		RESIDES: --															
SIGNED BY: Dylan Tashjian		SCHOOL: UC Berkeley																	
HOW OBTAINED: Selected by the Twins in 12th round of 2023 First-Year Player Draft.																			
2024: Made his professional debut after being drafted...his 76 strikeouts ranked fourth on the Mighty Mussels.																			
YEAR	TEAM	W-L	ERA	G	GS	CG	SHO	SV	IP	H	R	ER	HR	HB	BB	SO	WP	K/9	BAA
2024	Fort Myers	3-8	6.66	26	8	0	0	2	75.2	96	64	56	9	6	29	76	6	9.0	.300
Minor League Totals		3-8	6.66	26	8	0	0	2	75.2	96	64	56	9	6	29	76	6	9.0	.300

PENA, DAMEURY

INFIELDER

HEIGHT: 5-10

WEIGHT: 150

SIGNED BY: Manuel Luciano

BATS: R

THROWS: R

SCHOOL: --

BORN: 9/1/2005 in Bonao, Dominican Republic

RESIDES: --

HOW OBTAINED: Signed as an undrafted free agent on January 16, 2023.

2024: Ranked 28th-best prospect in the Twins farm system by *Baseball America* entering 2024 and 26th best per MLB.com...2023: Made his professional debut on June 6 and spent minor league season with Rookie DSL Twins, hitting .382 (47-for-123) with eight doubles, three triples, 16 RBI, 25 runs scored, 14 walks, 13 stolen bases and a .949 OPS in 39 games...named Twins minor league Player of the Week on July 9 and DSL Mid-Season All-Star.

YEAR	TEAM	AVG	G	AB	R	H	2B	3B	HR	RBI	SH	SF	HBP	BB	SO	SB	CS	OBP	OPS
2023	DSL Twins	.382	39	123	25	47	8	3	0	16	0	0	2	14	9	13	4	.453	.949
2024	FCL Twins	.282	36	117	25	33	4	1	3	18	0	2	2	19	9	4	2	.386	.796
Minor League Totals		.333	75	240	50	80	12	4	3	34	0	2	4	33	18	17	6	.419	.874

PENA, DANIEL ABRAHAM

CATCHER

HEIGHT: 5-11

WEIGHT: 205

SIGNED BY: --

HOW OBTAINED: Signed as an undrafted free agent on January 19, 2022.

BATS: R

THROWS: R

SCHOOL: --

BORN: 3/9/2005 in Barquisimeto, Venezuela

RESIDES: --

2024: Spent most of the season with Low-A Fort Myers...began the season on the Injured List; made his Low-A debut on June 25.

YEAR	TEAM	AVG	G	AB	R	H	2B	3B	HR	RBI	SH	SF	HBP	BB	SO	SB	CS	OBP	OPS
2022	DSL Twins	.304	46	135	30	41	7	0	1	22	0	1	10	13	22	4	3	.403	.781
2023	FCL Twins	.278	34	97	14	27	4	0	5	23	0	3	2	15	14	0	0	.376	.850
2024	FCL Twins	.308	9	26	5	8	2	0	1	5	0	0	0	6	6	0	0	.438	.938
	Fort Myers	.195	36	123	16	24	3	0	3	14	0	1	3	16	32	0	0	.301	.593
Minor League Totals		.263	125	381	65	100	16	0	10	64	0	5	15	50	74	4	3	.366	.749

PENA, ISAAC NEWTON

INFIELDER

HEIGHT: 6-0

WEIGHT: 160

SIGNED BY: --

HOW OBTAINED: Signed as an undrafted free agent on December 6, 2021.

BATS: S

THROWS: R

SCHOOL: --

BORN: 12/27/2003 in Monte Plata, Dominican Republic

RESIDES: --

YEAR	TEAM	AVG	G	AB	R	H	2B	3B	HR	RBI	SH	SF	HBP	BB	SO	SB	CS	OBP	OPS
2022	DSL Twins	.341	46	129	24	44	4	4	0	20	1	3	2	21	14	4	10	.432	.866
2023	FCL Twins	.281	44	139	28	39	5	3	1	17	0	1	1	24	28	11	0	.388	.769
2024	Fort Myers	.185	64	189	26	35	6	1	1	18	0	2	4	38	55	8	2	.331	.574
Minor League Totals		.258	154	457	78	118	15	8	2	55	1	6	7	83	97	23	12	.376	.715

PENA, RICARDO ENRIQUE

CATCHER

HEIGHT: 6-0

WEIGHT: 180

SIGNED BY: --

HOW OBTAINED: Signed as an undrafted free agent on January 19, 2022.

BATS: R

THROWS: R

SCHOOL: --

BORN: 5/30/2005 in Los Teques, Venezuela

RESIDES: --

YEAR	TEAM	AVG	G	AB	R	H	2B	3B	HR	RBI	SH	SF	HBP	BB	SO	SB	CS	OBP	OPS
2022	DSL Twins	.227	29	66	12	15	2	0	3	13	0	1	1	7	23	2	1	.307	.701
2023	DSL Twins	.276	26	76	20	21	5	0	1	10	0	1	4	7	14	3	1	.364	.746
2024	FCL Twins	.361	33	86	10	31	8	0	1	12	0	0	2	18	21	1	0	.481	.970
Minor League Totals		.294	88	228	42	67	15	0	5	35	0	2	7	32	58	6	2	.394	.820

PEREZ, JOYNER

OUTFIELDER

HEIGHT: 5-11

WEIGHT: 215

SIGNED BY: Daniel Sanchez

HOW OBTAINED: Signed as an undrafted free agent on January 15, 2025.

BATS: R

THROWS: R

SCHOOL: --

BORN: 6/19/2008 in Santo Domingo, Dominican Republic

RESIDES: --

PEREZ, SAMUEL JESUS

PITCHER

HEIGHT: 5-11

WEIGHT: 205

SIGNED BY: --

HOW OBTAINED: Re-signed to a minor league contract on November 7, 2023...originally signed by Los Angeles-AL on July 3, 2018.

BATS: L

THROWS: L

SCHOOL: --

BORN: 11/29/1999 in Barquisimeto, Venezuela

RESIDES: Barquisimeto, Venezuela

2024: Began the season with Low-A Fort Myers and earned a call-up to High-A Cedar Rapids on August 26...2023: Spent the season with Low-A Fort Myers, going 6-2, 3.30 ERA (62.2 IP, 23 ER) with 15 walks and 63 strikeouts in 35 games (1 start)...named best changeup in Twins organization by *Baseball America* entering 2024.

YEAR	TEAM	W-L	ERA	G	GS	CG	SHO	SV	IP	H	R	ER	HR	HB	BB	SO	WP	K/9	BAA
2018	DSL Angels	2-0	1.44	13	0	0	0	2	31.1	28	9	5	0	1	3	32	4	9.2	.228
2019	DSL Angels	1-3	1.26	21	0	0	0	4	28.2	18	8	4	1	1	4	38	2	11.9	.182
2020 NO SEASON - DID NOT PLAY																			
2021	FCL Twins	4-2	1.45	13	1	0	0	0	37.1	29	9	6	1	1	5	39	1	9.4	.210
2022	Fort Myers	2-4	3.20	24	0	0	0	1	45.0	35	21	16	5	0	15	40	5	8.0	.213
	Cedar Rapids	0-0	2.35	6	1	0	0	0	7.2	7	2	1	1	0	3	6	0	7.0	.250
2023	Fort Myers	6-2	3.30	35	1	0	0	2	62.2	54	28	23	5	2	15	63	1	9.1	.228
2024	Fort Myers	2-1	2.54	35	1	0	0	2	67.1	52	24	19	3	2	22	77	5	10.3	.208
	Cedar Rapids	0-0	1.80	3	0	0	0	1	5.0	4	1	1	1	0	2	5	1	9.0	.222
Minor League Totals		17-12	2.40	150	4	0	0	12	285.0	227	102	76	17	7	69	300	19	9.5	.215

PESCHL, COLE

PITCHER

HEIGHT: 6-1

WEIGHT: 215

SIGNED BY: Ty Dawson

HOW OBTAINED: Selected by Twins in 15th round of 2024 First-Year Player Draft.

BATS: R

THROWS: R

SCHOOL: Campbell University

BORN: 11/26/2002 in Fairmont, WV

RESIDES: --

PRATO, ANTHONY

INFIELDER

HEIGHT: 5-9
WEIGHT: 186
SIGNED BY: John Wilson
HOW OBTAINED: Selected by Twins in 7th round (48th overall) of 2019 First-Year Player Draft.

BATS: R
THROWS: R
SCHOOL: University of Connecticut

BORN: 5/11/1998 in Brooklyn, NY
RESIDES: Staten Island, NY

2024: Was an invite to Twins spring training for first in career officially...reassigned to minor league camp on March 26 and spent entire season with Triple-A St. Paul...recorded season-high three hits on April 24 vs. Rochester, including three doubles for first time in professional career...made first professional pitching appearance on July 4 vs. Gwinnett in an 11-0 defeat, throwing 2.0 innings, allowing one unearned run with no walks and one strikeout...tied season-high with three hits again on July 20 at Toledo, including a season-high four RBI...recorded two walk-offs for Saints on season: August 8 vs. Columbus, hitting a ninth-inning triple and September 5 vs. Iowa, hitting a ninth inning single. Hit .300 (21-for-70) with five doubles, one triple, one home run, 10 RBI and an .830 OPS in final 24 games from August 1-end of season...hit .296 in August and .308 in September...defensively, played 42 games (39 starts) at third base, 29 games (27 starts) at second base, 21 games (19 starts) in rightfield, nine games (8 starts) in leftfield and three games (2 starts) at shortstop...hit .261 (30-for-115) with a .752 OPS vs. left-handed pitching and .210 (46-for-219) with a .703 OPS against right-handed pitching...tied for team-lead on Saints in walks (67)...also ranked third in runs scored (60), and fourth in games (106), hits (76) and doubles (20)...**2023:** Spent spring training on minor league side of Twins Fort Myers complex but came over occasionally to play in Minnesota exhibition games as depth player...began season with Double-A Wichita...played in 43 games for Wind Surge, hitting .171 (22-for-129) with 20 walks a .305 on-base percentage and a .553 OPS...promoted to Triple-A St. Paul on June 10 and finished season with Saints...hit safely in each of first 18 games for Saints from June 10-July 2, hitting .350 (21-for-60) with a .494 on-base percentage and a 1.110 OPS in that span...drew four walks in five plate appearances on July 27 vs. Toledo...named International League Player of the Week on July 30, hitting .550 (11-20) with six doubles, one home run, six RBI and seven runs scored in six games for the Saints...he recorded multiple hits in five games and posted a .690 on-base percentage, a 1.000 slugging percentage and a 1.690 OPS...posted a streak of reaching safely multiple times in a game in seven-straight from July 25-August 1, posting a .647 on-base streak in that span (11 hits, 11 walks)...named International League Player of the Week for second time of season on August 20, hitting .333 (6-for-18) with one triple, one home run, four RBI and a 1.040 OPS in five games...recorded first career multi-home run in final game of season on September 22 vs. Toledo...finished second half with 50 walks, second-most in International League...at both levels defensively combined, played 43 games (41 starts) at second base, 36 games (34 starts) at third base, 17 games (15 starts) at shortstop, 12 games (11 starts) in leftfield, six games (4 starts) in rightfield and two games (0 starts) at first base...between Double-A Wichita and Triple-A St. Paul, hit .255 (92-for-361) with 25 doubles, two triples, 12 home runs, 60 RBI, 70 runs scored, 79 walks, 18 stolen bases and an .837 OPS in 115 games...hit .351 (27-for-77) with a 1.107 OPS vs. left-handed pitching and .229 (65-for-284) with a .764 OPS vs. right-handed pitching...**2022:** Split the season between High-A Cedar Rapids and Double-A Wichita, combining to hit .285 (136-for-477) with 30 doubles, eight triples, 10 home runs, 64 RBI, 97 runs scored and 22 stolen bases in 132 games...named Twins minor League Player of the Week on August 14...set professional career-highs in games (132), runs (97), hits (136), doubles (30), triples (8), home runs (10), RBI (64), stolen bases (22) and walks (67)...named MiLB.com organizational All-Star...**2021:** Split the season between Rookie FCL Twins, Low-A Fort Myers and High-A Cedar Rapids, hitting .260 (38-for-146) with 24 runs scored, six doubles, 10 RBI, 29 walks, seven stolen bases and a .704 OPS in 47 games...played on 7-day Injured List on June 9 with a left hand fracture...played five games on rehab assignment for FCL Twins and reinstated on August 14...at both levels combined, played 20 games (19 starts) at second base, 16 games (14 starts) at shortstop, 10 games (9 starts) in leftfield...**2020:** Did not play in a professional game, as the minor league season was cancelled due to COVID-19...**2019:** Began professional career at the Rookie level...hit his first professional home run on June 29 at Greenville, in his seventh career game...went 4-for-5 with a home run and two RBI on August 8...transferred to Low-A Cedar Rapids where he played in two games September 1-2.

YEAR	TEAM	AVG	G	AB	R	H	2B	3B	HR	RBI	SH	SF	HBP	BB	SO	SB	CS	OBP	OPS
2019	Elizabethhton	.267	45	161	20	43	7	1	2	17	0	3	10	19	24	3	2	.373	.733
	Cedar Rapids	.286	2	7	0	2	0	0	0	1	0	0	0	1	2	0	0	.375	.661
2020		NO SEASON - DID NOT PLAY																	
2021	FCL Twins	.222	5	18	4	4	0	0	0	2	0	0	2	3	5	1	0	.391	.613
	Fort Myers	.253	28	83	12	21	3	0	0	7	0	0	2	18	19	6	1	.398	.687
	Cedar Rapids	.289	14	45	8	13	3	0	0	1	0	0	2	8	13	0	1	.418	.774
2022	Cedar Rapids	.271	45	181	46	49	8	5	7	33	0	4	2	22	59	12	4	.349	.836
	Wichita	.294	87	296	51	87	22	3	3	31	1	3	11	45	71	10	2	.403	.822
2023	Wichita	.171	43	129	17	22	2	1	2	15	2	0	5	20	35	8	2	.305	.553
	St. Paul	.302	72	232	53	70	23	1	10	45	0	2	6	59	69	10	4	.452	.991
2024	St. Paul	.228	106	334	60	76	20	6	3	30	2	1	9	67	85	10	1	.370	.720
Minor League Totals		.260	447	1486	271	387	88	17	27	182	5	13	49	262	382	60	17	.386	.783

PRIELIPP, CONNOR FRANCIS

PITCHER

HEIGHT: 6-2
WEIGHT: 210
SIGNED BY: Matt Williams
HOW OBTAINED: Selected by Twins in 2nd round (48th overall) of 2022 First-Year Player Draft.

BATS: L
THROWS: L
SCHOOL: University of Alabama

BORN: 1/10/2001 in Tomah, WI
RESIDES: Tomah, WI

2024: Ranked 16th-best prospect in the Twins farm system by *Baseball America* entering 2024 and was No. 21 by season's end...began season on 60-day Injured List with High-A Cedar Rapids...had rehab assignments with the FCL Twins and Low-A Fort Myers...was reinstated from the Injured List on July 22 and went 0-1, 3.26 ERA (30.0 IP, 12 ER) with seven walks and 32 strikeouts in seven starts for the Kernels...**2023:** Ranked as No. 5 prospect in Twins system entering 2023, per MLB.com...split the season between Rookie FCL Twins and High-A Cedar Rapids, posting a 6.75 ERA (6.2 IP, 5 ER) with four walks and seven strikeouts in two starts, was placed on the Injured List on April 10 with a left forearm strain, missing the remainder of the season...**2022:** Ranked as the fourth-best prospect in Twins system by MLB.com.

YEAR	TEAM	W-L	ERA	G	GS	CG	SHO	SV	IP	H	R	ER	HR	HB	BB	SO	WP	K/9	BAA
2023	FCL Twins	0-0	6.75	1	1	0	0	0	2.2	3	2	2	0	0	2	4	0	13.5	.300
	Cedar Rapids	0-0	6.75	1	1	0	0	0	4.0	5	4	3	0	0	2	3	0	6.7	.294
2024	FCL Twins	0-0	0.00	1	1	0	0	0	2.0	1	0	0	0	0	0	6	0	27.0	.143
	Fort Myers	0-0	0.00	1	1	0	0	0	2.0	1	0	0	0	0	0	3	0	13.5	.167
	Cedar Rapids	0-1	3.26	7	7	0	0	0	19.1	12	10	7	0	1	7	32	1	14.9	.176
Minor League Totals		0-1	3.60	11	11	0	0	0	30.0	22	16	12	0	1	11	48	1	14.4	.204

MINOR LEAGUES

PULIDO, SEBASTIAN

PITCHER

HEIGHT: 6-2			BATS: R			BORN: 3/9/2006 in Barquisimeto, Venezuela														
WEIGHT: 203			THROWS: R			RESIDES: - -														
SIGNED BY: - -			SCHOOL: - -																	
HOW OBTAINED: Signed as minor league free agent on May 30, 2024.																				
YEAR	TEAM	W-L	ERA	G	GS	CG	SHO	SV	IP	H	R	ER	HR	HB	BB	SO	WP	K/9	BAA	
2024	DSL Twins	4-0	5.03	13	0	0	0	1	19.2	19	11	11	1	6	4	14	2	6.4	.260	
Minor League Totals		4-0	5.03	13	0	0	0	1	19.2	19	11	11	1	6	4	14	2	6.4	.260	

QUESTAD, DYLAN MICHAEL

PITCHER

HEIGHT: 6-1		BATS: R		BORN: 11/02/2004 in Waukesha, WI															
WEIGHT: 200		THROWS: R		RESIDES: - -															
SIGNED BY: Joe Bisenius		SCHOOL: Waterford High School																	
HOW OBTAINED: Selected by Twins in 5th round (150th overall) in 2023 First-Year Player Draft.																			
YEAR	TEAM	W-L	ERA	G	GS	CG	SHO	SV	IP	H	R	ER	HR	HB	BB	SO	WP	K/9	BAA
2024	FCL Twins	2-4	10.48	12	9	0	0	0	28.1	35	37	33	4	0	29	39	2	12.4	.289
Minor League Totals		2-4	10.48	12	9	0	0	0	28.1	35	37	33	4	0	29	39	2	12.4	.289

QUIÑONES, JUAN

PITCHER

HEIGHT: 6-2	BATS: L	BORN: 10/15/2007 in Valera, Venezuela
WEIGHT: 170	THROWS: L	RESIDES: - -
SIGNED BY: - -	SCHOOL: - -	
HOW OBTAINED: Signed as an undrafted free agent on January 15, 2025.		

RAMÍREZ, ERASMO

PITCHER

See Page 171-172

RAMOS, ANDERSON

PITCHER

HEIGHT: 6-1			BATS: R			BORN: 4/24/2006 in San Francisco de Macoris, Dominican Republic													
WEIGHT: 182			THROWS: R			RESIDES: - -													
SIGNED BY: - -			SCHOOL: - -																
HOW OBTAINED: Signed as minor league free agent on March 7, 2024.																			
YEAR	TEAM	W-L	ERA	G	GS	CG	SHO	SV	IP	H	R	ER	HR	HB	BB	SO	WP	K/9	BAA
2024	DSL Twins	5-3	5.58	12	0	0	0	0	30.2	28	21	19	1	1	16	33	3	9.7	.235
Minor League Totals		5-3	5.58	12	0	0	0	0	30.2	28	21	19	1	1	16	33	3	9.7	.235

REYES, JHONMNARDO

OUTFIELDER

HEIGHT: 6-3	BATS: L	BORN: 10/6/2007 in Mao, Dominican Republic
WEIGHT: 186	THROWS: L	RESIDES: - -
SIGNED BY: Manuel Luciano	SCHOOL: - -	
HOW OBTAINED: Signed as an undrafted free agent on January 15, 2025.		

REYES, WILKER OGUIS

PITCHER

HEIGHT: 6-1		BATS: L		BORN: 2/25/2002 in Esperanza, Dominican Republic															
WEIGHT: 205		THROWS: L		RESIDES: Esperanza, Dominican Republic															
SIGNED BY: Manuel Luciano		SCHOOL: - -																	
HOW OBTAINED: Signed as an undrafted free agent, July 5, 2018.																			
YEAR	TEAM	W-L	ERA	G	GS	CG	SHO	SV	IP	H	R	ER	HR	HB	BB	SO	WP	K/9	BAA
2019	DSL Twins	1-4	5.67	16	5	0	0	0	33.1	33	28	21	2	6	21	33	14	8.9	.241
2020	NO SEASON - DID NOT PLAY																		
2021	FCL Twins	1-3	5.14	11	6	0	0	0	42.0	47	25	24	2	9	17	37	6	7.9	.292
2022	FCL Twins	0-2	6.43	11	1	0	0	0	21.0	32	21	15	2	1	8	31	4	13.3	.344
2023	Fort Myers	1-4	5.49	28	3	0	0	0	57.1	67	41	35	4	5	38	58	4	9.1	.295
2024	FCL Twins	0-0	0.00	7	0	0	0	3	7.2	4	0	0	0	1	1	12	0	14.1	.143
	Fort Myers	6-2	3.67	25	0	0	0	2	41.2	33	25	17	2	1	20	49	4	10.6	.210
Minor League Totals		9-15	4.97	98	15	0	0	5	203.0	216	140	112	12	23	105	220	32	9.8	.269

ROCHA, LIAM FREDERICK

PITCHER

HEIGHT: 6-3			BATS: R			BORN: 5/8/2002 in Baldwin Park, CA													
WEIGHT: 200			THROWS: R			RESIDES: - -													
SIGNED BY: - -			SCHOOL: California Baptist																
HOW OBTAINED: Signed as a minor league free agent on July 18, 2023.																			
2024: Played in the Arizona Fall League for the Salt River Rafters, going 1-0, 4.26 ERA (12.2 IP, 6 ER) with nine walks and 12 strikeouts in seven relief appearances.																			
YEAR	TEAM	W-L	ERA	G	GS	CG	SHO	SV	IP	H	R	ER	HR	HB	BB	SO	WP	K/9	BAA
2023	FCL Twins	0-0	0.00	2	0	0	0	0	2.0	1	0	0	0	0	0	1	0	4.5	.143
2024	FCL Twins	2-1	4.30	10	5	0	0	0	29.1	34	18	14	3	0	16	31	1	9.5	.281
Minor League Totals		2-1	4.02	12	5	0	0	0	31.1	35	18	14	3	0	16	32	1	9.2	.271

RODRIGUEZ, JOSE ENRIQUE

OUTFIELDER

HEIGHT: 6-2		BATS: R		BORN: 6/10/2005 in Bani, Dominican Republic															
WEIGHT: 235		THROWS: R		RESIDES: - -															
SIGNED BY: Fred Guerrero		SCHOOL: - -																	
HOW OBTAINED: Signed as an undrafted free agent on January 15, 2022.																			
2024: Ranked 20th-best prospect in the Twins farm system by <i>Baseball America</i> entering 2024...2023: Named the 19th-best prospect in the Twins system entering 2023, by MLB.com...spent the season with Rookie FCL Twins, hitting .262 (49-for-187) with 10 doubles, six home runs, 23 RBI, 28 runs scored, 18 walks and a .737 OPS in 49 games...2022: Spent the season with Rookie DSL Twins, batting .289 (55-for-190) with 15 doubles, three triples, 13 home runs, 21 walks, five stolen bases and 39 runs scored in 55 games...selected to Dominican Summer League All-Star game.																			
YEAR	TEAM	AVG	G	AB	R	H	2B	3B	HR	RBI	SH	SF	HBP	BB	SO	SB	CS	OBP	OPS
2022	DSL Twins	.289	55	190	39	55	15	3	13	49	0	5	3	21	52	5	0	.361	.966
2023	FCL Twins	.262	49	187	28	49	10	0	6	23	0	3	1	18	41	0	2	.325	.737
2024	Fort Myers	.178	43	163	15	29	8	0	5	23	0	3	1	12	65	1	0	.235	.554
Minor League Totals		.246	147	540	82	133	33	3	24	95	0	11	5	51	158	6	2	.311	.763

RODRIGUEZ, MELVIN DE JESUS

PITCHER

HEIGHT: 6-2

BATS: R

BORN: 2/27/2006 in Dajabon, Dominican Republic

WEIGHT: 195

THROWS: R

RESIDES: --

SIGNED BY: Manuel Luciano

SCHOOL: --

HOW OBTAINED: Signed as an undrafted free agent, January 15, 2024.

YEAR	TEAM	W-L	ERA	G	GS	CG	SHO	SV	IP	H	R	ER	HR	HB	BB	SO	WP	K/9	BAA
2024	DSL Twins	3-3	2.72	11	8	0	0	0	46.1	39	15	14	2	4	12	48	6	9.3	.225
Minor League Totals		3-3	2.72	11	8	0	0	0	46.1	39	15	14	2	4	12	48	6	9.3	.225

ROJAS, SANTIAGO GABRIEL

PITCHER

HEIGHT: 6-0

BATS: R

BORN: 4/8/2007 in Cumana, Venezuela

WEIGHT: 165

THROWS: R

RESIDES: --

SIGNED BY: Álvaro Gómez

SCHOOL: --

HOW OBTAINED: Signed as an undrafted free agent, January 16, 2024.

YEAR	TEAM	W-L	ERA	G	GS	CG	SHO	SV	IP	H	R	ER	HR	HB	BB	SO	WP	K/9	BAA
2024	DSL Twins	0-1	4.02	11	10	0	0	0	40.1	35	22	18	3	3	27	41	6	9.2	.238
Minor League Totals		0-1	4.02	11	10	0	0	0	40.1	35	22	18	3	3	27	41	6	9.2	.238

ROMAN, JAVIER EDUARDO

CATCHER/FIRST BASEMAN

HEIGHT: 6-0		BATS: R		BORN: 3/26/2003 in Santo Domingo, Dominican Republic															
WEIGHT: 155		THROWS: R		RESIDES: Santo Domingo, Dominican Republic															
SIGNED BY: --		SCHOOL: --																	
HOW OBTAINED: Signed as an undrafted free agent, December 6, 2021.																			
YEAR	TEAM	AVG	G	AB	R	H	2B	3B	HR	RBI	SH	SF	HB	BB	SO	SB	CS	OBP	OPS
2022	DSL Twins	.109	29	55	2	6	0	0	0	6	1	1	4	6	21	1	1	.242	.351
2023	DSL Twins	.283	42	99	12	28	7	0	2	19	0	1	1	14	20	0	1	.374	.788
2024	FCL Twins	.302	31	96	9	29	6	1	0	11	0	0	2	7	21	0	0	.362	.747
Minor League Totals		.252	102	250	23	63	13	1	2	36	1	2	7	27	62	1	2	.339	.675

ROMERO, IVRAN

PITCHER

HEIGHT: 5-10		BATS: R		BORN: 11/19/2001 in Phoenix, AZ	
WEIGHT: 200		THROWS: R		RESIDES: - -	
SIGNED BY: - -		SCHOOL: University of San Diego			
HOW OBTAINED: Selected as an undrafted free agent on July 24, 2024.					

RONDÓN, LEONARDO JOSE

PITCHER

HEIGHT: 5-10

BATS: R

BORN: 5/17/2007 in Maturin, Venezuela

WEIGHT: 176

THROWS: R

RESIDES: - -

SIGNED BY: John Gonzalez

SCHOOL: - -

HOW OBTAINED: Signed as an undrafted free agent, January 16, 2024.

YEAR	TEAM	W-L	ERA	G	GS	CG	SHO	SV	IP	H	R	ER	HR	HB	BB	SO	WP	K/9	BAA
2024	DSL Twins	1-1	5.40	9	7	0	0	0	31.2	31	21	19	1	8	12	28	3	8.0	.256
Minor League Totals		1-1	5.40	9	7	0	0	0	31.2	31	21	19	1	8	12	28	3	8.0	.256

ROQUE, YOEL ALTAGRACIA

PITCHER

HEIGHT: 6-2

BATS: R

BORN: 1/21/2007 in La Vega, Dominican Republic

WEIGHT: 175

THROWS: R

RESIDES: - -

SIGNED BY: Manuel Luciano

SCHOOL: - -

HOW OBTAINED: Signed as an undrafted free agent, January 15, 2024.

YEAR	TEAM	W-L	ERA	G	GS	CG	SHO	SV	IP	H	R	ER	HR	HB	BB	SO	WP	K/9	BAA
2024	DSL Twins	0-2	6.93	10	3	0	0	0	24.2	31	26	19	1	2	29	33	8	12.0	.295
Minor League Totals		0-2	6.93	10	3	0	0	0	24.2	31	26	19	1	2	29	33	8	12.0	.295

ROSARIO, KALA'I HO'OKELE

OUTFIELDER

HEIGHT: 6-0
WEIGHT: 205
SIGNED BY: John Leavitt
HOW OBTAINED: Selected by Twins in 5th round (158th Overall) in 2020 First-Year Player Draft.

BATS: R
THROWS: R
SCHOOL: Waiakea High School

BORN: 7/2/2002 in Papaikou, HI
RESIDES: --

2024: Ranked 13th-best prospect in the Twins farm system by *Baseball America* entering 2024...spent most of the season with Double-A Wichita...missed time from June 12-August 30 on the Injured List with an elbow fracture; appeared in two games on rehab assignment with Low-A Fort Myers...after the minor league season, played in the Arizona Fall League for the second time, hitting .291 (23-for-79) with one triple, three home runs, 16 RBI, three stolen bases, 11 walks, 18 runs scored and an .813 OPS in 21 games for the Salt River Rafter...participated in the AFL Home Run Derby again and ...2023: Spent the season with High-A Cedar Rapids, batting .252 (112-for-445) with 27 doubles, three triples, 21 home runs, 94 RBI, 71 runs scored, 75 walks and an .831 OPS...named Twins minor league Player of the Week on May 21, MID Most Valuable Player, MID Post-Season All-Star and MiLB.com Organization All-Star...led entire Twins organization in RBI and ranked tied for 20th in all of Minor League Baseball...also led all High-A players and Midwest League...played in Arizona Fall League and named to AFL Rising Stars Team...tied with fellow Twins farmhand and Desert Dog teammate Aaron Sabato for AFL-lead in home runs...also ranked tied for 11th in RBI and walks...won AFL Home Run Derby, hitting 25 home runs, his longest being 465 feet...defeated Toronto prospect Damiano Palmegiani in the championship round, 6-5...2022: Spent the season with Low-A Fort Myers, batting .239 (89-for-373) with 21 doubles, three triples, 12 HR, 46 RBI, seven stolen bases, 53 runs scored and a .728 OPS in 109 games...2021: Spent his first full professional season with Rookie FCL Twins, hitting .277 (52-for-188) with 32 runs scored, 10 doubles, four triples, five home runs, 40 RBI, 19 walks and a .793 OPS in 51 games...named to Florida Complex League All-Star team...2020: The 2020 minor league season was cancelled due to COVID-19...hit .343 with five home runs and 11 RBI for Waiakea High School in 2020 before the season was cut short due to COVID-19...was named the 2019-20 Gatorade Hawaii Baseball Player of the Year...PERSONAL: Won the 2019 Area Code Games Home Run Derby, slugging 21 homers, one of which traveled 440-feet and defeating Blaze Jordan, who was taken by the Red Sox in the third round of the 2020 draft with the 89th overall selection...the outfielder became the 13th player to be selected out of a school in Hawaii by the Twins in the June Amateur Draft since 1965...Instagram: @kalai25, X: @kalairosario.

YEAR	TEAM	AVG	G	AB	R	H	2B	3B	HR	RBI	SH	SF	HB	BB	SO	SB	CS	OBP	OPS
2020							NO SEASON - DID NOT PLAY												
2021	FCL Twins	.277	51	188	32	52	10	4	5	40	0	1	0	19	66	4	0	.341	.793
2022	Fort Myers	.239	109	373	53	89	21	3	12	46	0	1	11	34	136	7	2	.320	.728
2023	Cedar Rapids	.252	118	445	71	112	27	3	21	94	0	4	6	75	157	2	2	.364	.831
2024	Fort Myers	.400	2	5	2	2	0	0	2	3	0	0	0	3	0	0	0	.625	2.225
	Wichita	.235	62	264	36	62	19	1	8	34	0	1	2	32	91	3	0	.321	.726
Minor League Totals		.249	347	1275	194	317	77	11	48	217	0	7	19	163	450	16	4	.341	.780

ROSS, BENJAMIN ANDREW (BEN)

INFIELDER

HEIGHT: 6-0
WEIGHT: 180
SIGNED BY: Nick Venuto
HOW OBTAINED: Selected by Twins in 5th round (144th overall) of 2022 First-Year Player Draft.

BATS: R
THROWS: R
SCHOOL: Notre Dame College (OH)

BORN: 6/6/2001 in Springfield, OH
RESIDES: Springfield, OH

2023: Spent entire season with Double-A Wichita...set professional career high with 20 stolen bases, 10th most among all Twins farmhands...played for the Salt River Rafter of the Arizona Fall League following the season, hitting .281 (23-for-82) with five doubles, two triples, one home run, 15 RBI, three stolen bases, 18 runs scored and an .817 OPS...2023: Ranked as 29th-best prospect in Twins system entering 2023, by MLB.com...split the season between High-A Cedar Rapids and Double-A Wichita, batting .239 (103-for-431) with 25 doubles, two triples, 19 home runs, 75 RBI, 66 runs scored, 49 walks, nine stolen bases and a .759 OPS in 113 games...ranked tied for second among all Midwest League players in home runs (19), third in RBI (71) and seventh in doubles (25)...was named Twins minor league Player of the Week on April 16.

YEAR	TEAM	AVG	G	AB	R	H	2B	3B	HR	RBI	SH	SF	HBP	BB	SO	SB	CS	OBP	OPS
2022	FCL Twins	.111	2	9	1	1	1	0	0	0	0	0	0	1	3	0	0	.200	.422
	Fort Myers	.257	22	74	17	19	5	0	3	13	0	1	1	13	19	6	0	.371	.817
2023	Cedar Rapids	.240	103	400	61	96	25	2	19	71	0	6	6	45	116	7	3	.322	.777
	Wichita	.226	10	31	5	7	0	0	0	4	0	1	0	4	7	2	0	.306	.532
2024	Wichita	.212	123	410	48	87	18	1	11	38	1	4	3	40	136	20	7	.285	.626
Minor League Totals		.227	260	924	132	210	49	3	33	126	1	12	10	103	281	35	10	.308	.702

ROSS, MICHAEL

PITCHER

HEIGHT: 6-2
WEIGHT: 227
SIGNED BY: Derrick Dunbar
HOW OBTAINED: Selected by Twins in 18th of 2024 First-Year Player Draft.

BATS: L
THROWS: R
SCHOOL: Samford University

BORN: 7/4/2002 in Winter Haven, FK
RESIDES: --

ROZEK, AARON

PITCHER

HEIGHT: 6-2
WEIGHT: 225
SIGNED BY: --
HOW OBTAINED: Signed as a minor league free agent on June 24, 2021.

BATS: L
THROWS: L
SCHOOL: Minnesota State University (Mankato)

BORN: 8/20/1995 in Burnsville, MN
RESIDES: --

2024: Split the season between Double-A Wichita and St. Paul...2023: Spent the season with Double-A Wichita, going 3-3, 5.76 ERA (86.0 IP, 55 ER) with 30 walks and 81 strikeouts in 26 games (15 starts)...2022: Split the season between High-A Cedar Rapids and Double-A Wichita, combining to go 9-6, 5.02 ERA (89.2 IP, 50 ER) with 32 walks and 82 strikeouts in 24 games (20 starts)...2021: Split the season between FCL Twins, Low-A Fort Myers, High-A Cedar Rapids and Double-A Wichita, combining to go 3-2, 2.40 ERA (56.1 IP, 15 ER) with seven walks and 74 strikeouts in 16 games (7 starts).

Rozek continued...

YEAR	TEAM	W-L	ERA	G	GS	CG	SHO	SV	IP	H	R	ER	HR	HB	BB	SO	WP	K/9	BAA
2021	FCL Twins	1-0	0.00	2	0	0	0	0	6.0	4	0	0	0	0	2	13	0	19.5	.182
	Fort Myers	0-1	1.80	8	3	0	0	0	25.0	19	6	5	2	1	0	31	1	11.2	.207
	Cedar Rapids	1-1	4.03	5	4	0	0	0	22.1	17	11	10	4	1	5	28	0	11.3	.202
	Wichita	1-0	0.00	1	0	0	0	0	3.0	2	0	0	0	0	0	2	0	6.0	.200
2022	Cedar Rapids	7-6	4.83	18	16	0	0	0	72.2	76	45	39	14	2	25	68	4	8.4	.265
	Wichita	2-0	5.82	6	4	0	0	0	17.0	23	11	11	3	1	7	14	1	7.4	.319
2023	Wichita	3-3	5.76	26	15	0	0	1	86.0	93	59	55	15	6	30	81	6	8.5	.276
2024	Wichita	5-4	2.19	14	5	0	0	0	70.0	56	20	17	5	1	13	59	1	7.6	.215
	St. Paul	1-6	6.23	12	10	0	0	0	52.0	67	38	36	4	5	17	41	0	7.1	.318
Minor League Totals		21-21	4.40	92	57	0	0	1	354.0	357	190	173	47	17	99	337	13	8.6	.260

RUCKER, JAKE ANDREW

INFIELDER

HEIGHT: 6-0

BATS: R

BORN: 9/14/1999 in Nashville, TN

WEIGHT: 195

THROWS: R

RESIDES: Greenbrier, TN

SIGNED BY: Jack Powell

SCHOOL: University of Tennessee

HOW OBTAINED: Selected by Twins in 7th round of the 2021 First-Year Player Draft.

2024: Spent the entire season with Double-A Wichita...earned the Wind Surge's Harmon Killebrew Award, given annually to one member of each of the Twins' full season affiliates for strong community service work and volunteerism...2023: Spent the season with Double-A Wichita, batting .248 (104-for-420) with 21 doubles, four triples, nine home runs, 63 RBI, 51 runs scored, 42 walks, 10 stolen bases and a .704 OPS in 119 games. 2022: Split the season between Low-A Fort Myers, High-A Cedar Rapids and Triple-A St. Paul, batting .236 (106-for-450) with 25 doubles, six triples, nine home runs, 55 RBI, 19 stolen bases, 69 runs scored and a .711 OPS in 124 games. 2021: Played first professional season for Low-A Fort Myers, hitting .265 (18-for-68) with two doubles, one triple, 10 RBI, 10 walks and a .700 OPS in 22 games. PERSONAL: His favorite food is Italian food, his favorite musical artist is Drake and his favorite movie is The Sandlot.

YEAR	TEAM	AVG	G	AB	R	H	2B	3B	HR	RBI	SH	SF	HB	BB	SO	SB	CS	OBP	OPS
2021	Fort Myers	.265	22	68	10	18	2	1	0	10	0	3	4	10	16	2	1	.376	.700
2022	Fort Myers	.225	60	218	37	49	9	4	2	17	0	3	6	33	53	13	7	.338	.668
	Cedar Rapids	.262	55	206	29	54	16	2	6	35	1	4	6	22	52	5	5	.345	.792
	St. Paul	.115	9	26	3	3	0	0	1	3	0	1	1	2	10	1	0	.200	.431
2023	Wichita	.248	119	420	51	104	21	4	9	63	2	5	7	42	123	10	11	.323	.704
2024	Wichita	.261	121	468	55	122	23	1	9	68	1	3	8	35	77	5	4	.321	.693
Minor League Totals		.249	386	1406	185	350	71	12	27	196	4	19	32	144	331	36	28	.329	.703

RUIZ, ILDEFONSO (PONCHO)

CATCHER

HEIGHT: 6-1

BATS: R

BORN: 2/23/2002 in Tijuana, Mexico

WEIGHT: 210

THROWS: R

RESIDES: --

SIGNED BY: --

SCHOOL: San Diego State

HOW OBTAINED: Signed to a minor league contract on July 18, 2023.

2024: Played for Culiacán in the Mexican Pacific Winter League, hitting .314 (37-for-118) with seven doubles, one home run, 10 RBI, three stolen bases, 14 walks, 16 runs scored and a .785 OPS in 43 games.

YEAR	TEAM	AVG	G	AB	R	H	2B	3B	HR	RBI	SH	SF	HB	BB	SO	SB	CS	OBP	OPS
2023	FCL Twins	.107	9	28	4	3	1	0	0	1	0	1	0	3	6	0	0	.188	.331
2024	Fort Myers	.265	71	253	35	67	21	0	4	36	0	4	5	38	50	3	1	.287	.762
	Cedar Rapids	.182	21	66	3	12	3	0	0	5	0	1	0	10	19	0	0	.286	.513
Minor League Totals		.236	101	347	42	82	25	0	4	42	0	6	5	51	75	3	1	.337	.680

SABATO, AARON

INFIELDER

HEIGHT: 6-1

BATS: R

BORN: 6/4/1999 in Rye Brook, NY

WEIGHT: 230

THROWS: R

RESIDES: Chapel Hill, NC

SIGNED BY: Ty Dawson

SCHOOL: University of North Carolina

HOW OBTAINED: Selected by Twins in first round (27th overall) of the 2020 First-Year Player Draft.

2024: Was an invite to Twins spring training for third time in career...reassigned to minor league camp on March 6...began season on Double-A Wichita's 7-day Injured List with left oblique strain; played in five games on rehab assignment with Low-A Fort Myers from April 27-May 4 and reinstated on May 6...played in first game of season with Wichita on May 7 vs. Arkansas, going 3-for-5 with a home run and four RBI...homered in three straight games from June 14-16 and five times in a nine-game stretch from June 14-25...placed on 7-day Injured List again on July 11 with a left wrist sprain; reinstated on July 26...played 66 games (all starts) at first base for Wind Surge and 19 games (all starts) at designated hitter...ranked tied for fourth on Wind Surge in home runs (10)...2023: Was an invite to Twins spring training for second time in career...reassigned to minor league camp on March 14 and reported to Double-A Wichita where he spent the entire season...reached safely in season-long 17-straight games from June 2-22, posting a .427 on-base percentage in that span (14 hits, 18 walks)...placed on 7-day Injured List from April 12-May 23 with a right hand contusion, after being hit on hand with pitch on April 11 vs. Northwest Arkansas...posted an .876 OPS in 22 June games, recording eight doubles, one triple, three home runs and drew 19 walks in 95 plate appearances for the month...drove in 14 runs in 21 August games...played 55 games (all starts) at first base for Wind Surge and 21 games (all starts) at designated hitter...committed five errors at first base in 432 total chances...played in 18 games for Glendale in the Arizona Fall League, hitting .215 (14-for-65) with three doubles, seven home runs, 10 RBI, 10 runs scored, nine walks and a .905 OPS...tied with teammate Kala'i Rosario for AFL lead in home runs. 2022: Was an invite to Twins spring training for the first time in career...reassigned to minor league camp March 26...named Midwest League Player of the Week twice June 5 and July 31...recorded season-high five RBI twice on season while playing for High-A Cedar Rapids: April 16 at Quad Cities and July 31 at Wisconsin...reached safely in season-long 15-straight games for the Kernels, posting a .344 on-base percentage in that span (12 hits and 9 walks)...homered six times in an eight-game span from July 23-31, including three straight from July 23-26, while amassing 16 RBI...recorded fifth career multi-homer game with Kernels on July 31 at Wisconsin...hit seven home runs with 18 RBI and a 1.084 OPS in 14 July games with Cedar Rapids...promoted to Double-A Wichita August 11...played in 23 games for Wind Surge from August 11-end of season, recording 18 RBI...combined to hit .215 (80-for-372) with 17 doubles, 22 home runs, 75 RBI and a .774 OPS in 103 games between Wichita and Cedar Rapids...hit .242 (24-for-99) vs. left-handed pitching, compared to .205 (56-for-273) vs. right-handed pitching...combined to play 82 games (all starts) at first base and 21 games (all starts) at designated hitter...made just five errors on season (635 total chances)...ranked as 27th-best prospect in Twins system by MLB.com after season. 2021: Was a non-roster depth player at major league spring training...appeared in 22 Grapefruit League games, going 2-for-18 with one RBI, two walks and three runs scored...saw his first professional action with Low-A Fort Myers and High-A Cedar Rapids, hitting a combined .202 (73-for-361) with 18 doubles, 19 home runs, 57 RBI, 69 runs scored in 107 games...began the year with

MINOR LEAGUES

Sabatino continued...

Low-A Fort Myers...recorded his first career hit, a single in the top of the ninth, in his second career game on May 5 at Bradenton...hit his first career home run May 14 vs. Clearwater...recorded his first career multi-homer game August 10 at Bradenton (2 HR)...matched the feat thrice more over the final month of the season with Cedar Rapids: August 29 at Beloit, September 10 at Wisconsin and September 17 at Peoria...set a single-game career high with four RBI June 10, in the Mighty Mussels' 19-3 win at Jupiter...also recorded a career-high three hits in that contest...hit safely in a career-best six-straight games from August 10-18, batting .280 (7-for-25) with two doubles, four home runs, nine RBI and an .840 slugging percentage in that span...promoted to High-A Cedar Rapids August 23 and spent the remainder of the season with theernels...batted .202 (73-for-361) with 18 doubles, 19 home runs, 57 RBI, 69 runs scored, 92 walks and a .783 OPS in 107 combined games between the two levels...his 92 walks were second in the Twins system, while his 19 homers tied for sixth most among Twins farmhands...named first baseman on Twins MLB.com organizational All-Star team...after the conclusion of the season, participated in Instructional League in Fort Myers...ranked 16th-best prospect in Twins system by MLB.com, entering 2022...2020: Selected by the Twins in the first round (27th overall) of the First-Year Player Draft out of the University of North Carolina...did not appear in a professional game as the minor league season was cancelled due to COVID-19...participated in Instructional League in Fort Myers, FL in October...ranked as the eighth-best prospect in the Twins organization per MLB.com, and seventh best per Baseball America.

YEAR	TEAM	AVG	G	AB	R	H	2B	3B	HR	RBI	SH	SF	HB	BB	SO	SB	CS	OBP	OPS
2020																			
NO SEASON - DID NOT PLAY																			
2021	Fort Myers	.189	85	286	48	54	15	0	11	42	0	1	7	73	117	1	0	.365	.722
	Cedar Rapids	.253	22	75	21	19	3	0	8	15	0	2	1	19	32	0	0	.402	1.015
2022	Cedar Rapids	.226	80	288	50	65	13	0	17	57	0	3	8	49	111	2	1	.351	.799
	Wichita	.179	23	84	13	15	4	0	5	18	0	2	3	10	31	2	0	.283	.688
2023	Wichita	.221	77	272	38	60	19	1	12	45	0	2	3	42	103	2	2	.329	.759
2024	Fort Myers	.067	5	15	1	1	0	0	0	0	0	0	0	8	9	0	0	.391	.458
	Wichita	.206	85	306	35	63	14	0	10	33	0	1	5	38	104	8	2	.303	.653
Minor League Totals		.209	377	1326	206	277	68	1	63	210	0	11	27	239	507	15	5	.339	.743

SALAS, JOSE ANTONIO

INFIELDER

HEIGHT: 6-0
WEIGHT: 191
SIGNED BY: --
HOW OBTAINED: Trade with Miami with RHP Pablo López and OF Byron Chourio in exchange for IF Luis Arraez on January 20, 2023.

BATS: S
THROWS: R
SCHOOL: --

BORN: 4/26/2003 in Kissimmee, FL
RESIDES: --

2024: Spent the entire season with High-A Cedar Rapids...2023: Ranked as the ninth-best prospect in the Twins system entering 2023, by MLB.com...split the season between Rookie FCL Twins and High-A Cedar Rapids, batting .188 (64-for-340) with 13 doubles, one triple, four home runs, 33 RBI, 38 runs scored, 22 stolen bases and 28 walks in 95 games.

YEAR	TEAM	AVG	G	AB	R	H	2B	3B	HR	RBI	SH	SF	HB	BB	SO	SB	CS	OBP	OPS
2021	FCL Twins	.370	28	92	14	34	10	0	1	11	0	0	4	11	23	8	5	.458	.969
	Jupiter	.250	27	108	12	27	4	0	1	8	0	1	3	11	28	6	0	.333	.648
2022	Jupiter	.267	61	221	40	59	13	3	5	24	1	3	9	23	54	15	1	.355	.776
	Beloit	.230	48	191	29	44	7	1	4	17	1	0	5	20	41	18	0	.319	.659
2023	FCL Twins	.111	2	9	2	1	0	0	0	0	0	0	0	1	2	0	0	.200	.311
	Cedar Rapids	.190	93	331	36	63	13	1	4	33	2	4	8	27	97	22	9	.265	.537
2024	Cedar Rapids	.227	102	339	43	77	17	3	4	33	7	0	5	23	104	16	5	.286	.617
Minor League Totals		.236	361	1291	176	305	64	8	19	126	11	8	34	116	349	85	20	.314	.656

SALAZAR, AARON

CATCHER

HEIGHT: 5-10
WEIGHT: 172
SIGNED BY: Edgar Guerra
HOW OBTAINED: Signed as an undrafted free agent on January 15, 2025.

BATS: R
THROWS: R
SCHOOL: --

BORN: 3/28/2008 in Ciudad Bolívar, Venezuela
RESIDES: --

SANTOS, NOLAN MITCHELL

PITCHER

HEIGHT: 6-1
WEIGHT: 205
SIGNED BY: Brett Dowdy
HOW OBTAINED: Selected by Twins in 7th Round of 2023 First-Year Player Draft.

BATS: R
THROWS: R
SCHOOL: --

BORN: 12/7/2000 in Miami, FL
RESIDES: --

2024: Spent the season with Low-A Fort Myers and High-A Cedar Rapids...named Florida State League Pitcher of the Week on June 2, after recording two saves and allowing one hit, with one walk and 11 strikeouts in 5.0 scoreless innings across two relief appearances.

YEAR	TEAM	W-L	ERA	G	GS	CG	SHO	SV	IP	H	R	ER	HR	HB	BB	SO	WP	K/9	BAA
2023	FCL Twins	0-0	0.00	2	1	0	0	0	2.0	1	0	0	0	0	1	3	0	13.5	.143
	Fort Myers	0-0	4.15	3	0	0	0	0	4.1	3	2	2	0	1	5	1	1	2.1	.214
2024	Fort Myers	3-2	2.39	29	0	0	0	8	49.0	35	17	13	1	3	20	62	6	11.4	.191
	Cedar Rapids	1-3	4.34	14	0	0	0	3	18.2	16	10	9	1	0	6	18	5	8.7	.225
Minor League Totals		4-5	2.92	48	1	0	0	11	74.0	55	29	24	2	4	32	84	12	10.2	.200

SCHOBEL, TANNER GEORGE

INFIELDER

HEIGHT: 5-9
WEIGHT: 170
SIGNED BY: John Wilson
HOW OBTAINED: Selected by Twins in competitive balance round B (68th overall) of 2022 First-Year Player Draft.

BATS: R
THROWS: R
SCHOOL: Virginia Tech

BORN: 6/4/2001 in Panama City, FL
RESIDES: Panama City, FL

2024: Ranked sixth-best prospect in the Twins farm system by Baseball America entering 2024...spent entire season with Double-A Wichita and was named Texas League Player of the Week on August 2...ended season as No. 19 prospect in the Twins' system per MLB.com...2023: Ranked as the 17th-best prospect in the Twins system entering 2023, by MLB.com...split the season between High-A Cedar Rapids and Double-A Wichita, batting .265 (127-for-479) with 16 doubles, six triples, 16 home runs, 79 RBI, 61 walks, 72 runs scored, 12 stolen bases and a .776 OPS in 126 games...named 2023 MLB.com Organization All-Star...ranked second among Twins minor leaguers in games played (126) and plate appearances (554), third in RBI (79), tied for fourth in triples (6), tied for fifth in hits (127) and home runs (16), sixth in walks (61) and tied for eighth in runs scored (72)...2022: Ranked as the 14th-best prospect in the Twins system, by MLB.com...made his professional debut on August 4 with FCL Twins and hit a combined .237 (27-for-114) with four doubles, one home run, 11 RBI, 19 walks, seven stolen bases and 14 runs scored in 32 games between the FCL Twins and Low-A Fort Myers.

Schobel continued...

YEAR	TEAM	AVG	G	AB	R	H	2B	3B	HR	RBI	SH	SF	HB	BB	SO	SB	CS	OBP	OPS
2022	FCL Twins	.200	4	15	3	3	1	0	0	1	0	0	0	1	3	1	0	.250	.517
	Fort Myers	.242	28	99	11	24	3	0	1	10	0	1	2	18	23	6	1	.367	.670
2023	Cedar Rapids	.288	77	302	53	87	10	5	14	61	0	5	4	36	64	9	1	.366	.859
	Wichita	.226	49	177	19	40	6	1	2	18	0	2	3	25	40	3	1	.329	.634
2024	Wichita	.211	122	455	67	96	20	4	10	53	1	4	1	59	124	13	6	.301	.639
Minor League Totals		.239	280	1048	153	250	40	10	27	143	1	12	10	139	254	32	9	.330	.703

SECHRIST, ZANDER

PITCHER

HEIGHT: 6-2

BATS: R

BORN: 3/14/2002 in Snellville, GA

WEIGHT: 192

THROWS: L

RESIDES: --

SIGNED BY: --

SCHOOL: University of Tennessee

HOW OBTAINED: Signed as an undrafted free agent on July 24, 2024.

SERRANO, TEILON

INFIELDER

HEIGHT: 5-11

BATS: L

BORN: 5/22/2008 in Peravia, Dominican Republic

WEIGHT: 200

THROWS: R

RESIDES: --

SIGNED BY: Roman Barinas

SCHOOL: --

HOW OBTAINED: Signed as an undrafted free agent on January 15, 2025.

SEVERINO, YUNIOR

INFIELDER

See Pages 184-185

SHUFFIELD, DALTON EUGENE

INFIELDER/OUTFIELDER

HEIGHT: 5-9

BATS: R

BORN: 3/31/1999 in San Antonio, TX

WEIGHT: 170

THROWS: R

RESIDES: San Antonio, TX

SIGNED BY: Trevor Brown

SCHOOL: Texas State University

HOW OBTAINED: Selected by Twins in 10th round of 2022 First-Year Player Draft.

YEAR	TEAM	AVG	G	AB	R	H	2B	3B	HR	RBI	SH	SF	HB	BB	SO	SB	CS	OBP	OPS
2022	FCL Twins	.500	3	10	4	5	0	0	1	2	0	0	0	3	0	0	0	.615	1.415
	Cedar Rapids	.292	8	24	3	7	0	0	1	2	0	0	0	4	10	2	0	.393	.810
	St. Paul	.271	14	48	5	13	3	2	2	9	0	0	0	3	14	1	0	.314	.856
2023	FCL Twins	.545	3	11	2	6	0	0	0	0	0	0	0	2	1	1	1	.615	1.160
	Fort Myers	.261	34	111	23	29	5	2	2	17	0	1	0	24	36	11	1	.390	.786
	Cedar Rapids	.143	3	7	1	1	0	0	0	0	0	0	0	0	4	0	0	.143	.286
	Wichita	.241	26	87	11	21	2	0	4	10	0	1	0	13	28	6	1	.337	.739
2024	Cedar Rapids	.227	13	44	5	10	2	1	2	9	0	0	0	4	16	2	1	.292	.747
	Wichita	.228	38	123	20	28	6	0	4	19	0	1	2	13	38	7	1	.309	.683
	St. Paul	.216	25	74	12	16	4	1	1	15	1	0	1	6	22	3	1	.284	.622
Minor League Totals		.252	167	539	86	136	22	6	17	83	1	3	3	72	169	33	6	.342	.752

SILVA, CARLOS ALFREDO

CATCHER

HEIGHT: 5-10

BATS: R

BORN: 3/1/2006 in El Tigre, Venezuela

WEIGHT: 168

THROWS: R

RESIDES: --

SIGNED BY: Marlon Nava

SCHOOL: --

HOW OBTAINED: Signed as an undrafted free agent on January 15, 2023.

YEAR	TEAM	AVG	G	AB	R	H	2B	3B	HR	RBI	SH	SF	HBP	BB	SO	SB	CS	OBP	OPS
2023	DSL Twins	.196	41	112	17	22	6	0	1	11	0	0	4	18	28	3	0	.328	.605
2024	DSL Twins	.216	38	116	22	25	9	0	1	21	0	1	2	24	24	2	2	.357	.676
Minor League Totals		.206	79	228	39	47	15	0	2	32	0	1	6	42	52	5	2	.343	.641

SOTO, CHARLEE XAVIER

PITCHER

HEIGHT: 6-3

BATS: R

BORN: 8/31/2005 in Philadelphia, PA

WEIGHT: 210

THROWS: R

RESIDES: --

SIGNED BY: Brett Dowdy

SCHOOL: Reborn Christian High School

HOW OBTAINED: Selected by Twins in competitive balance round A (34th overall) of 2023 First-Year Player Draft.

2024: Ranked 10th-best prospect in the Twins farm system by *Baseball America* entering 2024...finished season ranked No. 8 prospect in Minnesota's system, per MLB.com...saw first professional action with Low-A Fort Myers, going 1-7 with a 5.23 ERA (74.0 IP, 43 ER), 33 walks and 87 strikeouts in 21 games (20 starts)...struck out a career-high seven batters in 4.0 innings in his second career outing on April 13 at Clearwater...named Twins minor league Pitcher of the Week on August 18, after allowing just four hits and two walks, with four strikeouts in 5.0 scoreless innings in one start...participated in 2025 TwinsFest at Target Field in January.

YEAR	TEAM	W-L	ERA	G	GS	CG	SHO	SV	IP	H	R	ER	HR	HB	BB	SO	WP	K/9	BAA
2024	Fort Myers	1-7	5.23	21	20	0	0	0	74.0	78	52	43	6	7	33	87	4	10.6	.271
Minor League Totals		1-7	5.23	21	20	0	0	0	74.0	78	52	43	6	7	33	87	4	10.5	.271

SPEAS, ALEX

PITCHER

See Pages 186-187

STANKIEWICZ, JOHN STEPHEN

PITCHER

HEIGHT: 6-4		BATS: R		BORN: 9/8/1998 in Voorhees, NJ															
WEIGHT: 230		THROWS: R		RESIDES: - -															
SIGNED BY: - -		SCHOOL: Fordham University																	
HOW OBTAINED: Signed as an undrafted free agent, December 14, 2020.																			
YEAR	TEAM	W-L	ERA	G	GS	CG	SHO	SV	IP	H	R	ER	HR	HB	BB	SO	WP	K/9	BAA
2021	FCL Twins	0-0	4.50	1	1	0	0	0	2.0	2	1	1	0	0	1	6	0	27.0	.222
	Fort Myers	1-0	2.70	7	4	0	0	0	23.1	18	7	7	0	1	8	24	2	9.3	.212
2022	Fort Myers	3-0	0.83	4	4	0	0	0	21.2	11	3	2	0	0	5	31	2	12.9	.147
	Cedar Rapids	2-4	5.86	11	10	0	0	0	43.0	50	28	28	5	1	16	37	3	7.8	.289
2023	Cedar Rapids	7-1	3.11	37	0	0	0	4	66.2	51	24	23	7	0	15	66	5	8.9	.206
2024	Cedar Rapids	0-0	0.00	1	0	0	0	0	2.0	0	0	0	0	0	0	3	0	13.5	.000
	Wichita	2-5	4.45	41	0	0	0	2	58.2	65	32	29	6	2	15	49	3	7.5	.280
	St. Paul	0-0	0.00	1	0	0	0	0	1.0	0	0	0	0	0	0	1	0	9.0	.000
Minor League Totals		15-10	3.71	103	19	0	0	6	218.1	197	95	90	18	4	60	217	15	8.9	.237

STASIOWSKI, TYLER

PITCHER

HEIGHT: 6-0		BATS: R		BORN: 8/13/2001 in Santa Rosa, CA															
WEIGHT: 185		THROWS: R		RESIDES: - -															
SIGNED BY: - -		SCHOOL: Santa Rosa Junior College; University of California, Berkeley																	
HOW OBTAINED: Signed as an undrafted free agent on August 1, 2024																			
YEAR	TEAM	W-L	ERA	G	GS	CG	SHO	SV	IP	H	R	ER	HR	HB	BB	SO	WP	K/9	BAA
2021	Fort Myers	0-0	4.50	3	0	0	0	0	4.0	1	2	2	1	0	3	4	0	9.0	.077
Minor League Totals		0-0	4.50	3	0	0	0	0	4.0	1	2	2	1	0	3	4	0	9.0	.077

SURUMAY, JEICOL JOSE

PITCHER

HEIGHT: 6-3			BATS: R			BORN: 1/9/2006 in Maracaibo, Venezuela													
WEIGHT: 180			THROWS: R			RESIDES: - -													
SIGNED BY: Marlon Nava			SCHOOL: - -																
HOW OBTAINED: Signed as an undrafted free agent on January 15, 2023.																			
YEAR	TEAM	W-L	ERA	G	GS	CG	SHO	SV	IP	H	R	ER	HR	HB	BB	SO	WP	K/9	BAA
2023	DSL Twins	0-1	12.38	6	2	0	0	0	8.0	15	13	11	2	1	7	9	4	10.1	.385
2024	DID NOT PLAY - INJURED																		
Minor League Totals		0-1	12.38	6	2	0	0	0	8.0	15	13	11	2	1	7	9	4	10.1	.385

TAVERAS, CARLOS

OUTFIELDER

HEIGHT: 6-0		BATS: L		BORN: 5/31/2008 in Dajabon, Dominican Republic	
WEIGHT: 185		THROWS: R		RESIDES: - -	
SIGNED BY: Daniel Sanchez		SCHOOL: - -			
HOW OBTAINED: Signed as an undrafted free agent on February 11, 2025.					

THOMASON, JAY

INFIELDER

HEIGHT: 6-1		BATS: L		BORN: 4/11/2002 in Carrollton, GA	
WEIGHT: 200		THROWS: R		RESIDES: - -	
SIGNED BY: Chandler Wagoner		SCHOOL: United States Air Force Academy			
HOW OBTAINED: Selected by Twins in 17th round of 2024 First-Year Player Draft.					

URBINA, MISAEL

OUTFIELDER

HEIGHT: 5-11		BATS: R		BORN: 4/26/2002 in Valencia, Venezuela	
WEIGHT: 190		THROWS: R		RESIDES: - -	
SIGNED BY: Eduardo Soriano		SCHOOL: - -			
HOW OBTAINED: Signed as an undrafted free agent, July 2, 2018.					
2024: Spent the entire season with High-A Cedar Rapids...set professional single-season career highs in hits (72), total bases (107) and walks (56), while tying his career high in home runs (5, also 2021 and 2022)...2023: Ranked as 22nd-best prospect in Twins system by MLB.com, entering 2023...spent the season with High-A Cedar Rapids, batting .180 (45-for-355) with 18 doubles, three triples, four home runs, 40 RBI, 45 runs scored, 49 walks and six stolen bases in 102 games...2022: Ranked as 13th-best prospect in Twins system by MLB.com, entering 2022...split the season between Rookie FCL Twins and Low-A Fort Myers, batting .247 (57-for-231) with 20 doubles, one triple, five home runs, 27 RBI, 25 walks, 31 runs scored and a .730 OPS in 60 games...2021: Ranked as the 12th-best prospect in the Twins farm system by MLB.com...spent the season with Low-A Fort Myers, hitting .191 (70-for-367) with 50 runs scored, 12 doubles, four triples, five home runs, 52 RBI, 54 walks, 16 stolen bases and a .585 OPS in 101 games...2020: Ranked as the 20th-best prospect in the Twins farm system by MLB.com...the 2020 minor league season was cancelled due to COVID-19...2019: Made his professional debut with DSL Twins...ranked 10th-best prospect in the Twins farm system by Baseball America entering 2020.					

YEAR	TEAM	AVG	G	AB	R	H	2B	3B	HR	RBI	SH	SF	HB	BB	SO	SB	CS	OBP	OPS
2019	DSL Twins	.279	50	183	34	51	14	5	2	26	0	2	9	23	14	19	8	.382	.825
2020	NO SEASON - DID NOT PLAY																		
2021	Fort Myers	.191	101	367	50	70	12	4	5	52	1	10	7	54	82	16	6	.299	.585
2022	FCL Twins	.250	10	40	3	10	4	0	0	5	0	1	3	2	9	1	1	.326	.676
	Fort Myers	.246	50	191	28	47	16	1	5	22	0	3	0	23	51	9	4	.323	.742
2023	Cedar Rapids	.180	102	355	45	64	18	3	4	40	0	2	6	49	109	6	3	.289	.571
2024	Cedar Rapids	.218	101	330	48	72	16	2	5	30	1	2	3	56	97	14	6	.335	.659
Minor League Totals		.214	414	1466	208	314	80	15	21	175	2	20	28	207	362	65	28	.319	.651

URENA, ELI

PITCHER

HEIGHT: 6-3
WEIGHT: 192
SIGNED BY: Manuel Luciano
HOW OBTAINED: Signed as an undrafted free agent on January 15, 2025.

BATS: R
THROWS: R
SCHOOL: --

BORN: 4/27/2006 in Puerto Plata, Dominican Republic
RESIDES: --

VAL, JAMESSON

INFIELDER

HEIGHT: 6-1
WEIGHT: 163
SIGNED BY: Luis Lajara
HOW OBTAINED: Signed as an undrafted free agent on January 15, 2025.

BATS: S
THROWS: R
SCHOOL: --

BORN: 12/13/2005 in Fond-Verrettes, Haiti
RESIDES: --

VALLADARES, JEFFERSON

CATCHER

HEIGHT: 6-0
WEIGHT: 190
SIGNED BY: --
HOW OBTAINED: Selected by Twins in 3rd round of Minor League Phase of Rule 5 Draft on December 11, 2024...originally signed with LAD on April 17, 2019.

BATS: R
THROWS: R
SCHOOL: --

BORN: 5/30/2002 in Barquisimeto, Venezuela
RESIDES: --

YEAR	TEAM	AVG	G	AB	R	H	2B	3B	HR	RBI	SH	SF	HBP	BB	SO	SB	CS	OBP	OPS
2020																			
2021	DSL Dodgers Bautista	.200	10	15	1	3	0	1	0	4	0	1	2	1	4	0	1	.316	.649
	DSL Dodgers Shoemaker	.344	12	32	5	11	2	0	0	1	0	0	3	7	6	4	2	.500	.906
2022	DSL Dodgers Mega	.333	45	147	36	49	8	2	3	30	0	1	19	16	30	5	6	.459	.935
2023	ACL Dodgers	.273	22	66	16	18	3	0	3	10	0	2	7	11	16	4	0	.419	.873
2024	ACL Dodgers	.250	7	16	3	4	0	0	0	2	0	0	1	3	4	0	0	.400	.650
	Rancho Cucamonga	.271	15	48	7	13	4	1	0	5	0	1	2	5	11	0	0	.357	.753
	Minor League Totals	.303	111	324	68	98	17	4	6	52	0	5	34	43	71	13	9	.431	.866

VASQUEZ, AMILCAR EDUARDO

CATCHER

HEIGHT: 5-8
WEIGHT: 170
SIGNED BY: --
HOW OBTAINED: Signed as an undrafted free agent, July 2, 2019.

BATS: S
THROWS: R
SCHOOL: --

BORN: 12/26/2001 in San Antonio del Golfo, Venezuela
RESIDES: Venezuela

YEAR	TEAM	AVG	G	AB	R	H	2B	3B	HR	RBI	SH	SF	HBP	BB	SO	SB	CS	OBP	OPS
2020																			
2021	FCL Twins	.167	6	6	3	1	1	0	0	1	0	0	2	2	3	0	0	.500	.833
2022	FCL Twins	.194	15	31	4	6	1	0	0	2	0	0	4	4	4	0	0	.359	.585
2023	FCL Twins	.083	4	12	0	1	0	0	0	0	0	0	0	1	3	0	0	.154	.237
2024	FCL Twins	.317	22	60	8	19	3	0	0	10	1	0	2	4	8	1	0	.379	.746
	Minor League Totals	.248	47	109	15	27	5	0	0	13	1	0	8	11	18	1	0	.359	.653

VELEZ, RICARDO

PITCHER

HEIGHT: 6-1
WEIGHT: 180
SIGNED BY: --
HOW OBTAINED: Signed as a minor league free agent, July 28, 2021.

BATS: R
THROWS: R
SCHOOL: University of Science and Arts of Oklahoma

BORN: 8/21/1998 in Lajas, Puerto Rico
RESIDES: --

YEAR	TEAM	W-L	ERA	G	GS	CG	SHO	SV	IP	H	R	ER	HR	HB	BB	SO	WP	K/9	BAA
2021	FCL Twins	0-0	5.40	5	0	0	0	0	6.2	8	6	4	2	1	5	8	0	10.8	.286
2022	FCL Twins	0-0	3.68	8	0	0	0	0	7.1	7	3	3	0	0	4	12	3	14.8	.241
2023	FCL Twins	1-1	0.00	5	0	0	0	1	5.0	4	4	0	0	0	0	8	0	14.4	.211
	Fort Myers	4-1	3.49	19	0	0	0	3	28.1	21	12	11	3	2	12	36	1	11.4	.202
	Cedar Rapids	1-1	2.84	3	0	0	0	0	6.1	4	3	2	0	2	3	7	0	9.9	.174
2024	Cedar Rapids	7-1	2.72	27	0	0	0	7	36.1	26	16	11	2	1	13	51	1	12.6	.191
	Wichita	1-3	6.27	16	0	0	0	0	18.2	24	15	13	3	1	7	17	3	8.2	.316
Minor League Totals		14-7	3.64	83	0	0	0	11	108.2	94	59	44	10	7	44	139	8	11.5	.227

VENTURA, AIBERSON

PITCHER

HEIGHT: 6-4
WEIGHT: 176
SIGNED BY: Marlon Nava
HOW OBTAINED: Signed as an undrafted free agent, January 16, 2024.

BATS: R
THROWS: R
SCHOOL: --

BORN: 11/23/2005 in San Felipe, Venezuela
RESIDES: --

YEAR	TEAM	W-L	ERA	G	GS	CG	SHO	SV	IP	H	R	ER	HR	HB	BB	SO	WP	K/9	BAA
2024	DSL Twins	3-1	1.10	10	0	0	0	1	16.1	11	3	2	0	1	2	13	3	7.2	.193
	Minor League Totals	3-1	1.10	10	0	0	0	1	16.1	11	3	2	0	1	2	13	3	7.2	.193

VENTURA, EZEQUIEL

PITCHER

HEIGHT: 6-1		BATS: R		BORN: 6/20/2002 in Maracaibo, Venezuela															
WEIGHT: 151		THROWS: R		RESIDES: - -															
SIGNED BY: - -		SCHOOL: - -																	
HOW OBTAINED: Trade w/ PHI on March 20, 2024.																			
YEAR	TEAM	W-L	ERA	G	GS	CG	SHO	SV	IP	H	R	ER	HR	HB	BB	SO	WP	K/9	BAA
2019	DSL Phillies Red	0-1	9.00	2	0	0	0	0	3.0	5	3	3	1	0	0	2	1	6.00	.385
2020	NO SEASON -- DID NOT PLAY																		
2021	DSL Phillies Red	3-1	3.45	16	2	0	0	2	31.1	23	12	12	0	3	18	34	4	9.80	.207
2022	DSL Phillies White	5-1	2.40	11	10	1	0	0	48.2	38	15	13	2	2	18	38	2	7.00	.221
2023	DSL Phillies Red	3-0	2.19	7	0	0	0	2	12.1	13	3	3	1	1	4	9	0	6.60	.271
	FCL Phillies	0-0	5.00	9	4	0	0	1	27.0	27	19	15	4	1	12	25	0	8.30	.257
	Clearwater	1-1	3.00	2	2	0	0	0	9.0	3	3	3	0	1	5	8	0	8.00	.107
2024	FCL Twins	2-2	6.47	14	0	0	0	1	32.0	44	27	23	3	1	10	31	2	8.70	.328
Minor League Totals		14-6	3.97	61	18	1	0	6	163.1	153	82	72	11	9	67	147	9	8.10	.250

VILLANUEVA, RAMIRO

PITCHER

HEIGHT: 6-0			BATS: R			BORN: 5/14/2006 in Matehuala, Mexico													
WEIGHT: 170			THROWS: R			RESIDES: --													
SIGNED BY: --			SCHOOL: --																
HOW OBTAINED: Signed as an undrafted free agent, January 26, 2024.																			
YEAR	TEAM	W-L	ERA	G	GS	CG	SHO	SV	IP	H	R	ER	HR	HB	BB	SO	WP	K/9	BAA
2024	DSL Twins	1-1	15.00	3	2	0	0	0	3.0	7	5	5	0	0	0	2	1	6.0	.538
Minor League Totals		1-1	15.00	3	2	0	0	0	3.0	7	5	5	0	0	0	2	1	6.0	.538

WHITAKER, LOGAN SCOTT

PITCHER

HEIGHT: 6-6			BATS: R			BORN: 5/25/2000 in High Point, NC													
WEIGHT: 221			THROWS: R			RESIDES: - -													
SIGNED BY: Ty Dawson			SCHOOL: North Carolina State University																
HOW OBTAINED: Selected by Twins in 19th round of 2024 First-Year Player Draft.																			
YEAR	TEAM	W-L	ERA	G	GS	CG	SHO	SV	IP	H	R	ER	HR	HB	BB	SO	WP	K/9	BAA
2024	FCL Twins	0-0	2.25	2	0	0	0	0	4.0	4	3	1	1	0	0	5	0	11.3	.222
Minor League Totals		0-0	2.25	2	0	0	0	0	4.0	4	3	1	1	0	0	5	0	11.3	.222

WHORFF, JARRET SCOTT

PITCHER

HEIGHT: 6-3		BATS: R		BORN: 10/2/1998 in Dallas, TX															
WEIGHT: 195		THROWS: R		RESIDES: - -															
SIGNED BY: - -		SCHOOL: Louisiana Tech																	
HOW OBTAINED: Signed as a minor league free agent on May 8, 2023.																			
YEAR	TEAM	W-L	ERA	G	GS	CG	SHO	SV	IP	H	R	ER	HR	HB	BB	SO	WP	K/9	BAA
2023	Fort Myers	3-2	2.76	15	5	0	0	1	49.0	35	16	15	2	4	27	56	6	10.3	.201
	Cedar Rapids	2-0	4.91	10	0	0	0	3	14.2	16	9	8	2	0	6	15	2	9.2	.271
2024	Cedar Rapids	1-2	2.28	10	0	0	0	1	23.2	18	8	6	1	2	4	25	1	9.5	.207
	Wichita	3-3	2.93	22	5	0	0	2	46.0	39	17	15	4	4	23	45	3	8.8	.228
	St. Paul	0-0	0.00	1	0	0	0	0	1.1	0	0	0	0	0	0	3	0	20.3	.000
Minor League Totals		9-7	2.94	58	10	0	0	7	134.2	108	50	44	9	10	60	144	12	9.6	.218

WINKEL, PATRICK (PAT)

CATCHER

See Page 208

WINOKUR, BRANDON MURPHY

INFIELDER/OUTFIELDER

HEIGHT: 6-6

WEIGHT: 210

SIGNED BY: John Leavitt

BATS: R

THROWS: R

SCHOOL: Edison High School

BORN: 12/16/2004 in Newport Beach, CA

RESIDES: - -

HOW OBTAINED: Selected by Twins in 3rd round (82nd overall) of 2023 First-Year Player Draft.

2024: Ranked 15th-best prospect in the Twins farm system by *Baseball America* entering 2024; finished season as No. 17 prospect per MLB.com...spent the entire season with Low-A Fort Myers, leading the team in games played (94), hits (90), home runs (14), RBI (54) and runs scored (60)...named Twins minor league Player of the Week in back-to-back weeks, on August 11 and 18.

YEAR	TEAM	AVG	G	AB	R	H	2B	3B	HR	RBI	SH	SF	HBP	BB	SO	SB	CS	OBP	OPS
2023	FCL Twins	.288	17	66	14	19	5	0	4	17	0	0	1	4	23	0	1	.338	.883
2024	Fort Myers	.249	94	362	60	90	19	3	14	54	0	4	10	34	115	23	6	.327	.761
Minor League Total		.255	111	428	74	109	24	3	18	71	0	4	11	38	138	23	7	.329	.779

WOSINSKI, JACOB EARL																			PITCHER	
HEIGHT: 6-8			BATS: R						BORN: 3/9/1999 in Grand Rapids, MI											
WEIGHT: 220			THROWS: R						RESIDES: --											
SIGNED BY: --			SCHOOL: --																	
HOW OBTAINED: Signed as a free agent to a minor league contract May 23, 2023.																				
YEAR	TEAM	W-L	ERA	G	GS	CG	SHO	SV	IP	H	R	ER	HR	HB	BB	SO	WP	K/9	BAA	
2023	FCL Twins	2-4	6.21	12	6	0	0	0	33.1	40	31	23	6	5	16	42	3	11.3	.288	
2024	Cedar Rapids	2-3	4.48	34	2	0	0	5	60.1	49	33	30	9	5	32	63	9	9.4	.217	
	Wichita	0-0	0.00	2	0	0	0	0	4.0	1	0	0	0	0	1	3	0	6.8	.077	
Minor League Totals		4-7	4.88	48	8	0	0	5	97.2	90	64	53	15	10	49	108	12	10.0	.238	

YANEZ, GABRIEL DAVID																			PITCHER	
HEIGHT: 6-3			BATS: L						BORN: 7/22/1999 in El Tigre, Venezuela											
WEIGHT: 225			THROWS: L						RESIDES: --											
SIGNED BY: --			SCHOOL: --																	
HOW OBTAINED: Acquired via trade with Philadelphia on March 27, 2023.																				
YEAR	TEAM	W-L	ERA	G	GS	CG	SHO	SV	IP	H	R	ER	HR	HB	BB	SO	WP	K/9	BAA	
2017	DSL Phillies	0-0	0.00	3	0	0	0	0	4.0	2	0	0	0	0	0	1	0	2.2	.154	
2018	GCL Phillies East	0-0	6.43	15	3	0	0	2	35.0	53	26	25	4	2	3	33	2	8.5	.344	
2019	GCL Phillies East	0-0	1.33	7	3	0	0	0	20.1	17	4	3	0	2	3	14	1	6.2	.227	
	Williamsport	0-1	3.32	5	1	0	0	1	19.0	15	7	7	1	1	5	16	0	7.6	.211	
2020	NO SEASON - DID NOT PLAY																			
2021	FCL Phillies	0-0	0.00	1	0	0	0	0	1.0	0	0	0	0	0	0	1	0	9.0	.000	
	Clearwater	5-0	2.14	22	0	0	0	1	33.2	33	12	8	5	0	14	46	4	12.3	.252	
	Jersey Shore	1-0	3.38	6	0	0	0	1	8.0	6	5	3	0	0	4	9	0	10.1	.207	
2022	Clearwater	3-4	3.22	33	0	0	0	2	50.1	44	25	18	3	3	13	58	5	10.4	.232	
2023	Fort Myers	3-4	4.56	32	0	0	0	2	51.1	57	31	26	3	3	11	61	4	10.7	.289	
	Cedar Rapids	1-0	6.48	5	0	0	0	0	8.1	8	6	6	0	0	3	8	0	8.6	.250	
2024	Cedar Rapids	4-4	2.26	38	0	0	0	10	55.2	49	20	14	1	3	17	49	4	7.9	.240	
Minor League Totals		17-13	3.45	167	0	0	0	19	286.2	284	136	110	17	14	73	296	20	9.3	.258	

YNOA, HUASCAR													PITCHER
See Page 212-213													

HARMON KILLEBREW AWARD — MINOR LEAGUE COMMUNITY SERVICE

Given annually to a player from each of the full season affiliates. Each player is nominated by their respective general manager for their service within the affiliate's community. A plaque is awarded, in addition to an on-field presentation.

2011

Rochester -- Kyle Gibson
New Britain -- Bobby Lanigan
Fort Myers -- Reggie Williams
Beloit -- Ryan O'Rourke

2012

Rochester -- JR Towles
New Britain -- Shawn Roof
Fort Myers -- Andy Leer
Beloit -- Corey Williams

2013

Rochester -- Brian Dinkelman
New Britain -- Dan Rohlfing
Fort Myers -- Stephen Wickens
Cedar Rapids -- Niko Goodrum

2014

Rochester -- Logan Darnell
New Britain -- Tony Thomas
Fort Myers -- Tim Shibuya
Cedar Rapids -- Tanner Vavra

2015

Rochester -- Logan Darnell
Chattanooga -- Tim Shibuya
Fort Myers -- Tanner Vavra
Cedar Rapids -- Jared Wilson

2016

Rochester -- Logan Darnell
Chattanooga -- David Hurlbut
Fort Myers -- Trey Vavra
Cedar Rapids -- Nelson Molina

2017

Rochester -- DJ Baxendale
Chattanooga -- Travis Harrison
Fort Myers -- Kevin Garcia
Cedar Rapids -- Hector Lujan

2018

Rochester -- Jake Reed
Chattanooga -- Chris Paul
Fort Myers -- Tyler Wells
Cedar Rapids -- David Banuelos

2019

Rochester -- Jake Reed
Pensacola -- Hector Lujan
Fort Myers -- Calvin Faucher
Cedar Rapids -- Brian Rapp

2021

St. Paul -- Sherman Johnson
Wichita -- Hector Lujan
Cedar Rapids -- Alex Isola
Fort Myers -- Jeferson Morales

2022

St. Paul -- David Banuelos/Frank Nigro
Wichita -- Alex Isola
Cedar Rapids -- Bradley Hanner
Fort Myers -- Noah Cardenas

2023

St. Paul -- Tony Wolters
Wichita -- Seth Gray
Cedar Rapids -- Noah Cardenas
Fort Myers -- Jackson Hicks

2024

St. Paul -- Chris Williams
Wichita -- Jake Rucker
Cedar Rapids -- John Klein
Fort Myers -- Maddux Houghton





TARGET FIELD



TARGET FIELD®

The Minnesota Twins moved into the award-winning Target Field prior to the 2010 season. The ballpark is a modern architectural expression, a dichotomy of Minnesotans' cosmopolitan lifestyle so rooted in nature and the outdoors. The stone and glass landmark, topped by a metal-clad, sculpted roof canopy, is chiseled into downtown Minneapolis on one of Major League Baseball's smallest sites. The ballpark's urban appeal is enhanced with immediate access to light rail and commuter rail, bridging the site to its urban surroundings and spurring the ongoing development and transformation of the western corner of downtown.

Now in its 16th season, Target Field is the Midwest region's premier sporting and entertainment venue, while earning widespread acclaim as one of the most unique and spectacular ballparks in all of Major League Baseball. Here is a list of features that help make the Twins' outdoor home unlike any other baseball experience in America.

MATERIALS

Native Minnesota limestone forms the mass of the ballpark's exterior façade. Glass and metal details punctuate the limestone surface, creating a sophisticated composition. In addition, whenever possible, the ballpark and surrounding areas incorporate native Minnesota flowers, trees and shrubs.

SEATING

Target Field features one of the closest seating bowls to the playing field in all of Major League Baseball. Seats in Target Field feature more leg room and are articulated towards the field of play. The ballpark also features more aisles with fewer seats per row.

CONCOURSE

The ballpark features a 360-degree open main concourse, giving fans an uninterrupted view of the playing field.

CLIMATE/SHELTER

The Twins are committed to providing a comfortable experience for the fans — even when our weather is less than perfect. Fans are able to take advantage of heated concessions, restrooms, and restaurant and lounge areas found on each ballpark level, including the Terrace level. Target Field's roof canopy — one of the largest in baseball — provides added protection, while the Gate 34 area (revamped prior to 2019) provides shelter for fans entering the ballpark's main gate.

CELEBRATING MINNESOTA'S RICH BASEBALL HERITAGE

Target Field celebrates the heritage and history of our game across the Upper Midwest. The ballpark includes tributes to the great Twins teams and players from the past, other Minnesota baseball icons and baseball players, and teams and ballparks of all levels.

EVOLVING AND ADAPTING

Under the leadership of the Pohlad family, the Twins continually examine all aspects of the ballpark with an eye towards evolving, adapting and ultimately improving the Target Field experience for fans, players, staff and neighbors alike. Accordingly, Target Field has undergone several significant renovations, additions and enhancements since opening in 2010 (please see pages 475-479 for more information).

TARGET FIELD EVENTS

Target Field is home to far more than just Twins baseball. From hockey to football and preps to pros, with everything from global concert tours to large-scale trade shows, and from corporate celebrations to intimate gatherings such as weddings, the Twins host more than 200 non-baseball events annually.

TARGET FIELD EXPERIENCE

A day or evening spent at Target Field, be it for championship-caliber Twins baseball, an electrifying concert, a world-class sporting event, or more, has become affectionately known throughout the region as the "Target Field Experience" — a moniker that captures the confluence of entertainment, joy and community spirit found only at the Twins' home ballpark.

Approximate Capacity	38,544
Seating in Lower Level	18,640
Seating in Upper Level	14,703
Seating in Club Level	5,201
Concourse Width (main)	40 feet
Concourse Width (upper)	26-44 feet
Restrooms	401 (w) 266 (m)



TARGET FIELD®

By the Numbers

ADDRESS 1 Twins Way, Minneapolis, MN 55403

OWNERS Minnesota Ballpark Authority

CONCESSIONAIRE Delaware North Sportservice

ARCHITECT Populous (Kansas City), in association with HGA Architects (Minneapolis)

- 297,864 architect hours spent designing the project
- Ballpark size is just over 1 million square feet (10.5 acres) built on an 8-acre site

CONSTRUCTION Mortenson (Minneapolis)

- 55,000 cubic yards of cast-in-place concrete used to build the ballpark
- 4,900 tons of structural steel used
- 500,000 masonry bricks used
- 36,000 feet of field tubing to heat the playing field
- 352 miles of cable (a/v, broadcast, fiber optic) in the building
- 66,805 square feet of the canopy over the seating bowl
- 70,419 lineal feet of stadia risers
- 2,000,000 total labor hours; 3,500 total tradespeople; 800 peak workforce

PLAYING FIELD Four-way blend of Kentucky Bluegrass

FIELD LIGHTS LED technology; count of approximately 512

SUITES 48 Suites, 3 Skyline Suites, 8 Event Suites

ELEVATORS AND ESCALATORS 16 elevators / 11 escalators

5 LEED certifications, most by any Major League Baseball club

12 feet, the diameter of the revolving "Baseball Medallion" atop the right field tower

20+ major public art installations in and around Target Field

46 feet, the height of the Minnie & Paul celebration sign

46 feet, the distance from home plate to the first row of seats

48 degrees, the minimum temperature at which the playing field is kept in season

5,700 sea green junipers in Major League Baseball's first "living wall" batter's eye

10,146 square feet, the size of the leftfield videoboard (7th largest in MLB)

23,000 square feet of LED displays

32,791,788 fans have attended a major Target Field event since 2010



TARGET FIELD PROJECT COSTS

BALLPARK CONSTRUCTION	MINNESOTA TWINS	HENNEPIN COUNTY	TOTAL
Original Budget	\$130 million	\$260 million	\$390 million
Ballpark Enhancements	\$50 million	\$0	\$50 million
Infrastructure	\$23 million	\$90 million	\$112 million
Total	\$203 million	\$350 million	\$552 million

- The Minnesota Twins approved increases of \$45.5 million for fan amenities and ballpark enhancements. Additionally, the Twins provided \$4.5 million of funding for Target Plaza, which was matched by Target Corporation.
- The Minnesota Twins provided \$15 million of additional funding for public infrastructure costs in 2009-2010.
- Since Target Field opened in 2010, the Minnesota Twins have exclusively funded more than \$64.3 million in enhancements to the ballpark and surrounding areas.
- Since 2017, the Minnesota Ballpark Authority (MBA) approved allocation of just over \$20 million from the joint MBA-Twins Capital Reserve Fund to cover costs associated with the conversion to LED stadium lights (2017), the expansion of the right field area concourse (2018), the conversion of Truly On Deck (2018) and the Scoreboard 2.0 project (2022-23).

TARGET FIELD®

Firsts


TARGET FIELD FIRST INFORMATION:

First Game	April 12, 2010 – Boston Red Sox vs. Minnesota Twins
Weather for First Game	65 degrees, partly cloudy
First Pitch	3:13 pm on April 12, Boston Red Sox vs. Minnesota Twins
First Game Attendance	39,715 (38,145 paid)
First Pitcher	Carl Pavano, MIN – April 12 vs. BOS
First Batter	Marco Scutaro, BOS – April 12
First Hit	Marco Scutaro, BOS – April 12 off Carl Pavano (1st inn.)
First Double	Dustin Pedroia, BOS – April 12 off Carl Pavano (1st inn.)
First Triple	David DeJesus, KC – April 16 off Scott Baker (6th inn.)
First Home Run	Jason Kubel, MIN – April 12 vs. BOS off Scott Atchison (7th inn.)
First Home Run by Opponent	Dustin Pedroia, BOS – April 14 off Kevin Slowey (5th inn.)
First Grand Slam	Matt Joyce, TB – July 4 off Matt Guerrier (8th inn.)
First Inside-the-Park Home Run	Curtis Granderson, NYY – August 21, 2011 off Jose Mijares (7th inn.)
First Reviewed HR	April 12 vs. BOS – 4th inn., Boston's Mike Cameron foul ball stood as called
First RBI	Michael Cuddyer, MIN – April 12 vs. BOS (1st inn.)
First Walk	Denard Span, MIN – April 12 vs. BOS (1st inn.)
First Stolen Base	Nick Punto, MIN – April 12 vs. BOS (2nd inn.) off Jon Lester
First Strikeout	Batter: David Ortiz, BOS, Pitcher: Carl Pavano, MIN – April 12 (2nd inn.)
First Win	Carl Pavano, MIN – April 12 vs. BOS (6.0-4-1-1-1-4)
First Loss	Jon Lester, BOS – April 12 vs. MIN (5.0-9-4-4-3-5)
First Save	Jon Rauch, MIN – April 12 vs. BOS (1.0-0-0-0-0-0)
First Complete Game	Nick Blackburn, MIN – May 4 vs. DET (9.0-11-3-3-1-2)
First Shutout	BAL over MIN, 2-0 (Bergesen/Ohman/Uehara/Simon), May 6
First Triple Play	Minnesota, July 22, 2019 vs. New York-AL (1st inning, Arraez-Schoop-Sano)
First Series Win	April 12-15 – Minnesota over Boston, 2-1 in four days
First Series Sweep	May 3-5 – Minnesota over Detroit in three games

* All dates are from the 2010 season, unless noted



First Pitch
in Target Field



First home run
in Target Field

TARGET FIELD FIRST FOR TWINS PLAYER INFORMATION:

First Pitch	Carl Pavano at 3:13 pm on April 12 vs. Boston Red Sox
First Pitcher	Carl Pavano – April 12 vs. BOS
First Batter	Denard Span – April 12 vs. BOS
First Hit	Orlando Hudson – April 12 vs. BOS off Jon Lester (1st inn.)
First Run	Denard Span – April 12 vs. BOS (1st inn.)
First Double	Joe Mauer – April 12 vs. BOS off Jon Lester (2nd inn.)
First Triple	Justin Morneau – April 17 vs. KC off Gil Meche (5th inn.)
First Home Run	Jason Kubel – April 12 vs. BOS off Scott Atchison (7th inn.)
First Grand Slam	Rene Tosoni – September 27, 2011 vs. KC off Vin Mazzaro (6th inn.)
First Inside-the-Park Home Run	Eduardo Núñez – June 2, 2016 vs. TB off Matt Moore (1st inn./leadoff)
First RBI	Michael Cuddyer – April 12 vs. BOS (1st inn.)
First Walk as Batter	Denard Span – April 12 vs. BOS (1st inn.)
First Walk as Pitcher	Carl Pavano – April 12 vs. BOS (3rd inn.), walking Jeremy Hermida
First Strikeout as Batter	Orlando Hudson – April 12 vs. BOS (2nd inn.) by Jon Lester
First Strikeout as Pitcher	Carl Pavano of D. Ortiz – April 12 vs. BOS (2nd inn.)
First Stolen Base	Nick Punto – April 12 vs. BOS (2nd inn.) off Jon Lester
First Win	Carl Pavano – April 12 vs. BOS (6.0-4-1-1-1-4)
First Loss	Kevin Slowey – April 14 vs. BOS (5.0-5-3-4-4-5)
First Save	Jon Rauch – April 12 vs. BOS (1.0-0-0-0-0-0)
First Complete Game	Nick Blackburn – May 4 vs. DET (9.0-11-3-3-1-2)
First Shutout	MIN over BAL, 6-0 (Blackburn/Guerrier/Rauch), May 9
First Triple Play	Minnesota, July 22, 2019 vs. New York-AL (1st inning); Pitcher: Martín Pérez, Fielders: L. Arraez, J. Schoop, M. Sanó
First Minnesota Twins Win	April 12 vs. Boston by a score of 5-2
First Minnesota Twins Loss	April 14 vs. Boston by a score of 6-3
First Minnesota Twins Series Win	April 12-15 – Minnesota over Boston 2-1 in four days
First Minnesota Twins Series Sweep	May 3-5 – Minnesota over Detroit in three games

* All dates are from the 2010 season, unless noted

BATTING AND BASERUNNING

CATEGORY	RECORD	PLAYER/TEAM	OPPONENT AND DATE
Runs (Individual)	4, 17x	last J. Miranda (MIN)	Detroit, July 4, 2024 (7 innings)
Runs (Team)	20, 2x	last Minnesota	Seattle, June 13, 2017
Hits (Individual)	5, 13x	last W. Wagner (TOR)	Minnesota, August 31, 2024
Hits (Team)	28	Minnesota	Seattle, June 13, 2017
Extra-Base Hits (Individual)	4, 5x	last A. Judge (NYY)	Minnesota, May 15, 2024
Extra-Base Hits (Team)	13	Minnesota	Texas, July 5, 2019
Total Bases (Individual)	13	E. Rosario (MIN)	Seattle, June 13, 2017
Total Bases (Team)	45	Minnesota	Seattle, June 13, 2017
Doubles (Individual)	3, 17x	last J. Miranda (MIN)	Detroit, July 4, 2024 (7 innings)
Doubles (Team)	9	Minnesota	Texas, July 5, 2019
Triples (Individual)	*3	D. Span (MIN)	Detroit, June 29, 2010
Triples (Team)	3, 4x	last Detroit	Minnesota, July 3, 2024
Home Runs, Inning (Team)	4	Minnesota	Detroit, July 28, 2021 (8th inning)
Home Runs, Game (Individual)	3, 7x	last M. Sanó (MIN)	Chicago-AL, May 18, 2021
Home Runs, Game (Team)	7, 2x	last Minnesota	Detroit, July 28, 2021
RBI (Individual)	8	B. Zobrist (TB)	Minnesota, April 28, 2011 (Game 1)
RBI (Team)	19, 2x	last Tampa Bay	Minnesota, July 14, 2018
Walks (Individual)	4, 10x	last S. Kwan (CLE)	Minnesota, September 10, 2022
Walks (Team)	12, 3x	last Minnesota	Detroit, July 11, 2021 (10 innings)
Strikeouts (Individual)	5, 5x	last C. Norby (MIA)	Minnesota, September 26, 2024 (13 innings)
Strikeouts (Team)	19	Minnesota	Cleveland, August 17, 2017 (Game 1)
X-Inning (Team)	22	Minnesota	Tampa Bay, June 27, 2019 (18 innings)
Hit-by-Pitch (Individual)	3	J. Profar (TEX)	Minnesota, June 23, 2018
Hit-by-Pitch (Team)	4	Cleveland	Minnesota, August 17, 2017 (Game 1)
Stolen Bases (Individual)	3, 2x	last E. Adrianza (MIN)	Chicago-AL, June 21, 2017
Stolen Bases (Team)	8	Arizona	Minnesota, August 6, 2023


PITCHING

CATEGORY	RECORD	PLAYER/TEAM	OPPONENT AND DATE
Hits (Individual)	15	C. Pavano (MIN)	Chicago-AL, August 19, 2010
Hits (Team)	28	Seattle	Minnesota, June 13, 2017
Runs (Individual)	10, 4x	last G. Canning (LAA)	Minnesota, September 10, 2024
Runs (Team)	20, 2x	last Seattle	Minnesota, June 13, 2017
Earned Runs (Individual)	10, 2x	last K. Maeda (MIN)	New York-AL, April 26, 2023
Earned Runs (Team)	19, 2x	last Minnesota	Tampa Bay, July 14, 2018
Home Runs (Individual)	5, 2x	last G. Cole (NYY)	Minnesota, June 9, 2022
Home Runs (Team)	7, 2x	last Detroit	Minnesota, July 28, 2021
Strikeouts (Individual)	15	F. Liriano (MIN)	Oakland, July 13, 2012
Strikeouts (Team)	19	Cleveland	Minnesota, August 17, 2017 (Game 1)
X-Inning (Team)	22	Tampa Bay	Minnesota, June 27, 2019 (18 innings)
Walks (Individual)	7	F. Liriano (MIN)	Boston, August 9, 2011
Walks (Team)	12, 3x	last Detroit	Minnesota, July 11, 2021 (10 innings)
Intentional Walks (Individual)	3	M. Andriese (TB)	Minnesota, July 15, 2018
Intentional Walks (Team)	3	Minnesota	Detroit, August 14, 2012
X-Inning (Team)	4, 2x	last Tampa Bay	Minnesota, July 15, 2018 (10 innings)
Hit Batsmen (Individual)	3, 4x	last M. Pelfrey (MIN)	Chicago-AL, May 3, 2015
Hit Batsmen (Team)	4	Minnesota	Cleveland, August 17, 2017 (Game 1)
Wild Pitches (Individual)	3, 5x	last J. Jiménez (DET)	Minnesota, July 26, 2021
Wild Pitches (Team)	4, 4x	last Detroit	Minnesota, July 26, 2021 (10 innings)
Balks (Individual)	2, 2x	last J. Mejía (CLE)	Minnesota, June 24, 2021
Balks (Team)	2, 3x	last Cleveland	Minnesota, August 28, 2023
Pickoffs (Individual)	2, 5x	last A. Marsh (KC)	Minnesota, July 5, 2023
Pickoffs (Team)	2, 8x	last Minnesota	Tampa Bay, September 11, 2023

MISCELLANEOUS


CATEGORY	RECORD	TEAM	OPPONENT AND DATE
Longest Game, Innings	18.0	Minnesota	Tampa Bay, June 27, 2019
Longest Game, Time	6:26	Minnesota	Tampa Bay, May 28, 2017 (15 innings)
Shortest 9-Inning Game, Time	1:52	Minnesota	Chicago-AL, July 17, 2010

* — denotes tie for AL/NL record



Major Non-Twins Events (Sports, Preps to Pros)

Target Field is the region's premier sports and entertainment destination, hosting major events from the preps to the pros.



COLLEGE BASEBALL

March 27, 2010 - Univ. of Minnesota vs. LA Tech (2 games) - attendance: 37,757
 2011 Univ. of Minnesota home schedule (Metrodome roof collapse)
 May 22-25, 2013 - Big Ten Tournament - attendance: 6,444
 May 20-24, 2015 - Big Ten Tournament - attendance: 7,384
 April 20, 2019 - Univ. of Minnesota vs. Univ. of Oklahoma - attendance: 2,401

MINNESOTA PREP CHAMPIONSHIP SERIES

Held annually between 2010-22 and again 2024

Cancelled in 2020 due to COVID-19; moved to CHS Field in 2023 due to scheduling conflict

2024 Champions: **Class A** - Springfield, **Class AA** - Rockford

Class AAA - Totino-Grace, **Class AAAA** - East Ridge



SOCCER FRIENDLY


Held on June 25, 2016

Minnesota United FC vs. Club León

Attendance: 18,505

COLLEGE FOOTBALL

Sept. 23, 2017: Saint John's University (17) vs. University of St. Thomas (20)
 -- First football game held at Target Field
 -- Attendance: 37,355 (former NCAA Division III record)




COLLEGE FOOTBALL

August 31, 2019 - Butler (10) vs. North Dakota State University (57)
 -- First NCAA Division I football game held at Target Field
 -- Attendance: 34,544



COLLEGE FOOTBALL

September 16, 2023 - Drake (7) vs. South Dakota State University (70)
 -- Attendance: 18,174



Providing a world-class venue with an unparalleled atmosphere, the Twins annually host more than 200 non-baseball events at Target Field. These events range from high-level sports to concerts by global superstars; from large-scale trade shows and corporate celebrations to intimate gatherings such as weddings. For more information, please visit targetfieldevents.com or call us at 612-659-3870.

Major Non-Twins Events (2022 NHL Winter Classic)

"The Winter Classic couldn't look better at Target Field. What an awesome moment for the State of Hockey."

That sentiment, posted on social media by *St. Paul Pioneer Press* reporter Dane Mizutani and subsequently shared internationally by thousands, gave words to the emotions that nearly 40,000 people at Target Field — and another 1.4 million watching on television — felt before, during and after the 2022 Discover NHL Winter Classic® on New Year's Day.

Thanks to the drive of Minnesota Wild Owner & Governor Craig Leipold and President & Alternate Governor Matt Majka; the shared passion of Minnesota Twins Executive Chair Jim Pohlad and President & CEO Dave St. Peter; the vision of NHL executives; and the commitment and hard work of hundreds of people, Target Field was transformed into a hockey winter wonderland. The resulting New Year's Day setting was truly spectacular, shining a deserved spotlight on the Twin Cities and Minnesota.

Jamie Hersch, a Minnesota-born analyst for both the NHL and MLB Network (and a former Bally Sports North personality), shared with her viewers that "I always tell people that the Land of 10,000 Lakes also means the Land of 10,000 Frozen Pond Hockey Rinks." It was thus only fitting that the Winter Classic showcased Minnesota's love affair with hockey in its purest form, regardless of (or perhaps because of!) the elements.

The first-ever Winter Classic played at night also became the coldest outdoor game in NHL history, with a temperature of -8 degrees Fahrenheit at puck drop that made this Wild-St. Louis Blues contest the third-chillest event in North American pro sports history (behind only a pair of infamous NFL games: the 1967 "Ice Bowl" in Green Bay that was -13 at kickoff, and the 1982 "Freezer Bowl" in Cincinnati that began with a -9 reading). Despite the cold and the hometown Wild's 6-4 loss, the sellout crowd of 38,619 stayed energetic throughout, enthralled by the spectacle of "Lake Winter Classic" at Target Field.

As Mizutani opined in the *Pioneer Press*, "With nearly 40,000 fans packed into the stands, the Minneapolis skyline twinkling in the background, and the temperature hovering around minus-10 degrees all night long, the Winter Classic was always going to be something for Minnesotans to remember." And it certainly was. From kids joining Minnesota luminaries to skate on the outfield "ponds" to a ceremonial puck drop featuring Twins legends Justin Morneau, Kent Hrbek, Joe Mauer and then-new Hall of Fame electee Tony Oliva; from Vocal Essence's powerful delivery of the national anthem to country music superstar Thomas Rhett's scintillating first intermission concert; from 7-year-old Adam Christopher Scott's stirring rendition of Herb Brooks' legendary "Miracle" speech during the second period to a near-stunning third-period rally by the Wild, the Winter Classic at Target Field was electric from start to finish.


At the end of this awe-inspiring night in the State of Hockey, the 2022 Discover NHL Winter Classic® had created memories to last a lifetime. Or, as *Star Tribune* reporter Sarah McLellan so aptly summarized:

"The Winter Classic became a postcard for Minnesota."

2022 DISCOVER NHL WINTER CLASSIC®

DATE	Saturday, January 1, 2022
TEAMS	Minnesota Wild vs. St. Louis Blues
PUCK DROP	7:08 p.m. CT
TEMPERATURE @ PUCK DROP	-8° Fahrenheit*
ATTENDANCE	38,619 (sellout)
U.S. NATIONAL ANTHEM	Vocal Essence
CEREMONIAL PUCK DROP	Justin Morneau, Kent Hrbek, Joe Mauer, Tony Oliva
1ST INTERMISSION	Thomas Rhett
2ND INTERMISSION	2022 U.S. Olympic Women's Hockey Team
FINAL SCORE	Blues 6, Wild 4
TIME OF GAME	2:42

* marked 3rd-coldest event in North American pro sports history



Major Non-Twins Events (Concerts)

Renowned as the region's top outdoor music venue, Target Field continually welcomes some of music's biggest acts, including global stadium tours, multi-day music festivals and an annual postgame concert series.

TARGET FIELD CONCERT HISTORY

DATE	TOUR	ATTENDANCE
July 8, 2012	"Brothers of the Sun" tour featuring Kenny Chesney, Tim McGraw with Grace Potter & The Nocturnal and Jake Owen	43,897
July 12, 2013	"No Shoes Nation" tour featuring Kenny Chesney, Zac Brown Band, Eli Young Band and Kacey Musgraves	43,940
July 26, 2013	The Skyline Music Festival featuring "The LP" tour with Soul Asylum, Big Head Todd and the Monsters, Matthew Sweet and Gear Daddies	6,752
August 2, 2014	Paul McCartney's "Out There" tour	43,143
August 8, 2014	The Skyline Music Festival featuring Thao & The Get Down Stay Down, Dosh, S. Carey	2,967
	The New Pornographers and Andrew Bird	
August 9, 2014	The Skyline Music Festival featuring Melissa Etheridge, O.A.R., The Rembrandts, Gear Daddies and The Honeydogs	5,075
July 18, 2015	Kenny Chesney's "The Big Revival" tour and Jason Aldean's "The Burn It Down" tour	44,152
July 19, 2015	Kenny Chesney's "The Big Revival" tour and Jason Aldean's "The Burn It Down" tour	40,327
August 7, 2015	Go Fest '15 featuring Matt and Kim, Cold War Kids, Yelawolf, Big Data, MS MR, Meg Myers, Allan Kingdom, Enemy Planes and RAC	5,350
May 28, 2016	Zac Brown Band's "Black Out The Sun" tour	33,642
July 28, 2017	Billy Joel	40,498
July 29, 2017	Florida Georgia Line, Backstreet Boys, Nelly, Chris Lane	40,010
June 30, 2018	Eagles 2018 North American Tour with special guests Jimmy Buffett and The Coral Reefer Band	41,645
July 21, 2018	"What Makes You Country" tour featuring Luke Bryan, Sam Hunt, Jon Pardi and Morgan Wallen	34,484
July 27, 2018	Journey & Def Leppard with special guest Cheap Trick	39,322
August 10, 2018	'Down the Rabbit Hole Live: Zac Brown Band 2018 North American Tour w/ One Republic and Caroline Jones	35,083
August 23, 2021	"Hella Mega Tour" featuring Green Day, Fall Out Boy, Weezer and The Interrupters	36,500
August 4, 2022	Cole Swindell (Postgame concert following Twins vs. Toronto Blue Jays)	39,030
June 15, 2023	T-Pain (Postgame concert following Twins vs. Detroit Tigers)	27,570
July 14, 2023	TC Summer Fest featuring The Killers, The Flaming Lips, Death Cab for Cutie and Cannons	20,000
July 15, 2023	TC Summer Fest featuring Imagine Dragons, Oliver Tree, Chelsea Cutler, Em Beihold and Talk	27,000
August 10, 2023	P!NK's Summer Carnival Tour with special guests Pat Benatar & Neil Giraldo, Grouplove and KitCutUp	44,627
August 24, 2023	Carly Pearce (Postgame concert following Twins vs. Texas Rangers)	23,333
June 14, 2024	Flo Rida (Postgame concert following Twins vs. Oakland Athletics)	35,631
July 28, 2024	Foo Fighters "Everything or Nothing at All Tour" w/ special guests Pretenders & L7	41,029
August 17, 2024	Green Day "The Saviors Tour" w/ special guests The Smashing Pumpkins, Rancid and The Linda Lindas	41,713
August 19, 2024	Def Leppard and Journey joined by Steve Miller Band	35,576
September 13, 2024	Chris Young (Postgame concert following Twins vs. Cincinnati Reds)	27,170

Bold denotes all-time Target Field attendance record



TARGET FIELD® Statues

Designed by Bill Mack, the Target Field statues depict some of the greatest influences in Minnesota Twins history. Each person, while standing over seven feet tall, is featured in an iconic pose, from Harmon Killebrew's powerful swing to Kirby Puckett's signature World Series post-home run celebration. Located near the entrances to the ballpark, these Twins statues are on display to greet fans whenever they visit Target Field.

ABOUT THE ARTIST

Bill Mack, who makes his home in Minneapolis, has worked for more than 20 years mostly as a commissioned artist. He has created works for the Figure Skating Hall of Fame, the Cowboy Hall of Fame and both the Hockey Hall of Fame in Canada and the U.S. Hockey Hall of Fame.



ROD CAREW

Located outside Gate 29, near 7th Street, Carew's statue was dedicated on April 2, 2010.



HARMON KILLEBREW

Located on Target Plaza, Killebrew's statue was dedicated on April 3, 2010.



KIRBY PUCKETT

Located on Target Plaza, outside Gate 34, Puckett's statue was dedicated on Opening Day, April 12, 2010.



CARL & ELOISE POHLAD

Located on Target Plaza, outside Gate 34, Carl and Eloise Pohlad's statue was dedicated on October 3, 2010.



TONY OLIVA

Located outside Gate 6, Oliva's statue was dedicated on Opening Day, April 8, 2011.




KENT HRBEK

Located outside Gate 14, Hrbek's statue was dedicated on April 14, 2012.



TOM KELLY

Located on Target Plaza, Kelly's statue was dedicated on June 21, 2017.



JOE MAUER

Located on Target Plaza, outside Gate 34, Mauer's statue is scheduled to be dedicated on April 13, 2025.



THE “GREENEST” BALLPARK IN AMERICA

TWINS SUSTAINABILITY STATEMENT

The Minnesota Twins believe our future success — both on and off the field — is built on a business model that embraces operational efficiency, environmental stewardship and social responsibility. We honor the power of sport by leading through example, and we will continue to use sport to inspire, build the best fan experience and cause no unnecessary harm, working with our fans, community, suppliers, partners and employees to have a positive influence in the world.

INDUSTRY-LEADING LEED CERTIFICATIONS

In 2022, the Twins were awarded LEED Platinum certification for Existing Buildings: Operations & Maintenance — making Target Field the first Major League Baseball (MLB) facility to receive the U.S. Green Building Council's highest possible honor via the new LEED v4.1 rating system.

Since opening Target Field in 2010, the Twins are the first and only MLB club to achieve five separate LEED certifications:

- 2010:** LEED Silver for New Construction
2nd MLB team thus honored
- 2011:** LEED Silver for Existing Buildings: Operations & Maintenance
1st North American professional sports franchise to earn Silver for both construction and operations
- 2017:** LEED Gold for Existing Buildings: Operations & Maintenance
1st organization in North American professional sports to attain Gold in this category
- 2019:** LEED Gold for Existing Buildings: Operations & Maintenance recertification
- 2022:** LEED Platinum for Existing Buildings: Operations & Maintenance
1st MLB club to earn Platinum under the new LEED v4.1 rating system

Target Field is also the nation's first sports venue to earn three levels of LEED certification through Arc, the state-of-the-art digital platform that uses real-world data to help benchmark, measure and improve sustainability performance. Arc is the first of its kind to track progress through a performance score, enabling projects to make more informed decisions when it comes to sustainability.

USGBC LEADERSHIP AWARD

In recognition of the Minnesota Twins' outstanding contributions to green building and sustainability in the sports industry, the U.S. Green Building Council (USGBC) honored the organization with a 2019 Leadership Award. The Twins, heralded as a "model for sustainability in the sporting world," were awarded for using green building and sustainable practices to improve quality of life for those around them.



THE “GREENEST” BALLPARK IN AMERICA

MAJOR LEAGUE BASEBALL GREEN GLOVE AWARD

The Twins won the 2021 Green Glove Award, given to the Major League Baseball club with the highest waste diversion rate during the previous year. In beating six other finalists, the Twins became the first club other than the San Francisco Giants or Seattle Mariners to win the award since its inception in 2008.

During the 2021 season, the Twins saved more than 99 percent of Target Field waste from landfills: 33.8 percent via composting, 34.4 percent via recycling and 31.1 percent via a waste-to-energy partnership with the Hennepin Energy Recovery Center (HERC).



TARGET FIELD WASTE DIVERSION

More than 99 percent of waste generated at Target Field is diverted from landfills — a process driven by the Twins, the club's partners and the in-ballpark efforts of fans.

CAPTURING AND REUSING RAINWATER

Through a custom-designed Rain Water Recycle System provided by Minneapolis-based Pentair, the Twins have captured, purified and reused nearly 20 million total gallons of rainwater since Target Field opened, drastically reducing the use of municipal water at the ballpark. The majority of recycled rainwater is used to wash down the seating bowl attached to the main concourse.

RECYCLING, COMPOSTING AND CONVERTING WASTE TO ENERGY

Through aggressive recycling and waste-to-energy programs, the Twins have kept more than 17,000 tons of waste out of local landfills from 2011 to 2024.

5,406 tons of trash have been sent to the Hennepin Energy Recovery Center (HERC)

5,849 tons of waste have been recycled from Target Field

5,967 tons of organic materials have been composted and diverted from landfills

DONATING UNUSED FOOD TO LOCAL CHARITIES

The Twins and concessionaire partner Delaware North Sportservice donate more than five tons of food to local charities each season. Through a partnership with Rock and Wrap it Up!, Inc., all prepared but untouched meals at Target Field are boxed up and donated to local charities. To date, these efforts have kept more than 97 tons of waste out of local landfills.

The Twins are proud to partner with Delaware North Sportservice, Uponsor, ReRoute Americas, Ecolab, Marsden Services, Pentair, Republic Services and Rock and Wrap it Up! Inc. for sustainability efforts at Target Field.



TARGET FIELD® Accolades, Continued...

THE “GREENEST” BALLPARK IN AMERICA



TWINS HONORED WITH MLB-BEST 29 'GOAL MEDALS'

In 2024, the Twins were honored by GOAL (Green Operations & Advanced Leadership) with 29 "GOAL Medals" — more than any MLB club — in recognition of the organization's exceptional leadership, work and dedication to advancing environmental, social and governance (ESG) objectives.

GOAL is a pioneering, sustainability-driven membership and support network for sports, entertainment and live event venues. The Twins joined GOAL's global membership ranks in 2023, representing a critical next step in the organization's continued work to build upon and enhance its longstanding sustainability and community impact missions.

MINNESOTA TWINS 2024 GOAL AWARDS

GOLD

- Increase Waste Diversion by Recycling
- Increase Waste Diversion by Composting
- Properly Dispose of Hard to Recycle & Hazardous Materials
- Increase Energy Efficiency
- Promote Alternative Transportation
- Create an Inclusive Workplace for Diversity
- Engage & Participate with Community
- Host & Convene Civic Engagement
- Engage On-site Visitors
- Measure & Report Waste Data
- Increase D&I Awareness, Education & Communication
- Engage On-site Sustainability Committee
- Increase Indoor Potable Water Efficiency
- Reuse Nonpotable Water
- Prioritize Stormwater Management

SILVER

- Support & Prioritize EVs
- Prioritize Green Cleaning
- Measure & Report Potable Water Use
- Set Sustainability Strategy & Goals
- Provide Accessible Water for Hydration

BRONZE

- Create a Circularity Program or Activation
- Measure & Report GHG Emissions
- Foster a Diverse Workforce
- Engage Digital Followers
- Equip Staff with Sustainability Training
- Promote Indoor Air Quality & Ventilation
- Prioritize Renewable Energy
- Develop & Deploy WM Plan
- Reduce Quantity of Total Waste



GREEN PROJECT OF THE YEAR AWARD

Awarded by Recycling Association of Minnesota to recognize a special green project in Minnesota demonstrating outstanding environmental results and innovation by reducing environmental issues.

#1 SPORTS STADIUM EXPERIENCE IN NORTH AMERICA

Awarded by ESPN The Magazine as the #1 professional sports stadium, from a field of 122 venues.

BALLPARK OF THE YEAR

Awarded by Ballpark Digest for the best developments in baseball, based on nominations from the baseball community.

DESIGN HONOR AWARD

Awarded from the Minnesota Society of Landscape Architects.

AMERICA'S TRANSPORTATION AWARD

Awarded for Innovative Management for Destination Target Field by American Association of State Highway and Transportation Officials.

ACCESS AWARD

Awarded by Minnesota State Council on Disability on recognition of outstanding contributions on behalf of people with disabilities and for outstanding solutions that eliminate or reduce barriers for persons with disabilities.



LEED SILVER CERTIFICATION FOR CONSTRUCTION AND OPERATIONS

Awarded by U.S. Green Building Council as the first professional sports facility to receive LEED (Leadership in Energy & Environmental Design) Silver Certification for both construction and operations.

SPORTS FACILITY OF THE YEAR AWARD

Awarded by Sports Business Journal and Sports Business Daily to new, renovated or established sports facilities in North America whose primary function is hosting and staging sporting events.

STORMREADY SUPPORTER

Awarded by the National Weather Service as the first sports facility in Minnesota to help arm America's communities with the communication and safety skills needed to save lives and property before and during the event.

GRAND AWARD FOR ENGINEERING EXCELLENCE

Awarded from the American Council of Engineering Companies. ACEC called it the perfect "squeeze play." Challenged with transforming an 8.5-acre site characterized as "too small and virtually unbuildable," the project team devised structural components that extended the facility over an adjoining rail line, two commuter lines and a major highway.



FOOD RECOVERY CHALLENGE ACHIEVEMENT AWARD

Awarded by United States Environmental Protection Agency for donating food and recycling food scraps to reduce waste, feed those in need and save money. Award winners have prevented more than 350 tons of food scraps from entering landfills.

COMMUNITY INNOVATOR AWARD

Awarded by The Arc Minnesota to an individual, organization, or business that has developed a unique program, service, or idea that increased the community inclusion or self-determination of persons with intellectual and developmental disabilities and their families.



THE CITY OF MINNEAPOLIS - ERIK PETERSON ADVOCACY AWARD

The City of Minneapolis' Advisory Committee on People with Disabilities brings awareness to disability employment issues as well as issues important to residents living with disabilities.



MIDWEST'S BEST PROJECT

Presented by the Engineering News-Record, Target Field Station received an Award of Merit in recognition for outstanding design and construction in the Transportation category.

HONOR AWARD FOR REGIONAL & URBAN DESIGN

Awarded by The American Institute of Architects, Target Field Station received the Institute Honor Award for its role in changing the culture of the transit model, especially as it relates to the ballpark and the surrounding district.



MLB BALLPARK RENOVATION

Awarded by Baseball Digest in recognition of the creation of Bat & Barrel and expansion of the right field concourse.

TOP SPOT

Awarded by Pediatric Home Service in recognition of Target Field being named the best Minnesota sports venue for accommodating families of children with special needs.

MOST VEGAN FRIENDLY


Awarded by PETA in recognition of Target Field's being named the most vegan-friendly ballpark in Major League Baseball.



TARGET FIELD®

Target Field Station

Opened in spring of 2014, Target Field Station connects people and places, as this multi-modal transportation hub at 5th St. N and 5th Ave. N in downtown Minneapolis offers public green spaces, connections to hundreds of trains daily via the METRO Blue and Green lines, the Northstar Commuter Rail, as well as access to the North Loop neighborhood. Target Field Station's more than 104,000 square feet of space include a public plaza for year-round special events and activities, green space, a 1,000-seat amphitheater, office space, retail shops and a 286-car underground parking garage. The Minnesota Twins, Target and Hennepin County offer programming and special events in the public space.



TARGET FIELD STATION PROVIDES a connection for commuters, baseball fans, downtown visitors and riders connecting to other Metro Transit services — including Blue and Green Line Light Rail service to St. Paul, the airport and Mall of America, the Northstar Commuter Rail Line, as well as bus service from the nearby 5th Street Transit Center. Future transit lines and plans to develop a transportation hub will create additional regional connections for Target Field commuters.



LOCATED on the north side of the park, Target Field Station is connected to the North Loop neighborhood. The name refers to the trolley line that once ran through the area, which is part of Minneapolis' Warehouse District. It connects the North Loop neighborhood with its roots.



THE PURPOSE of Target Field Station is to provide high-quality transit service and efficient access to Minneapolis and surrounding communities. This hub encourages greater use of public transportation within the Twin Cities due to a centrally-located facility, and improved multi-modal and pedestrian connections.



THE BLUE LINE runs from Target Field to the Mall of America. The Central Corridor — Green Line — runs down University Avenue to St. Paul's Union Depot.




TARGET FIELD®

Upgrades

The Twins are continually examining all aspects of their home ballpark with an eye towards evolving, adapting and ultimately improving the Target Field experience for fans, players, staff and neighbors alike. Following are the major renovations, additions and enhancements at Target Field since it opened in 2010.

RIGHT FIELD VIDEOBOARD AND TWINS TOWER (2010-11 OFFSEASON; FURTHER ENHANCEMENTS IN 2022-23 OFFSEASON) - Located next to each other behind the right field grand stand, the videoboard and Twins Tower were first introduced before the 2011 season, then further enhanced before the 2023 offseason as part of the Twins' "Scoreboard 2.0" project with Daktronics and Dimensional Innovations (please see page 486 for more information).




CORONA RIGHT FIELD PATIO (2012-13 OFFSEASON) - The Twins replaced regular seating in the right field corner and unveiled "porch seating" in an area designed to be an exciting destination for both group and single-game ticket purchasers, similar to the Budweiser Roof Deck in left field. Beginning on Opening Day 2022, this area became known as the Corona Right Field Patio.

GRAY DUCK DECK (2014-15 OFFSEASON; RENOVATED AGAIN 2019-20 OFFSEASON) - Originally built after the 2014 season to replace a team store and add more drink rails, the Twins and Gray Duck announced a new partnership in 2020 that brings the Minnesota liquor brand into Target Field with an open-air bar featuring signature drinks, celebrity bartender events and a great view of the game. Located adjacent to the left field foul pole, inside Gate 6.



DELTA SKY360° SUITE AND CUTWATER COCKTAIL BAR AT MINNIE & PAUL'S (2015-16 OFFSEASON; RENOVATED AGAIN 2023-24 OFFSEASON) - The Twins and Populous transformed the center field seating area into a multi-level fan gathering space. The upper level, featuring Cutwater Cocktail Bar at Minnie & Paul's, is open to all fans and includes Cutwater's premium cocktails, perfectly mixed, plus food from Minnesota's own Pizza Lucé and Red Cow. The lower tier houses the Delta SKY360° Suite, an all-inclusive club with access to approximately 120 Twins Season Ticket Holders.

LED LIGHTING (2016-17 OFFSEASON) - The field lighting was upgraded to LED technology, reducing fixture count from 746 to approximately 512 and cutting energy use by approximately 55%. Additionally, the LED technology provides an improved look for not only fans at the ballpark, but also for television viewers. LED fixtures were also installed to illuminate the underside of the canopy, allowing for flexibility to change colors as desired.



TARGET FIELD

Upgrades, Continued...



TRULY ON DECK (2017-18 OFFSEASON) - Renovated in 2018, the space formerly known as the "Metropolitan Club" was improved to accommodate any guest, making it open to all fans with a game-day ticket. The expansive renovation includes operable glass windows, opening the space to the full Target Field experience. With indoor and outdoor seating, state-of-the-art video elements, Minnesota-based artist murals and major Twins award history on display, Truly On Deck is a great setting before, during or after the game.

"LIVING WALL" BATTER'S EYE (2018-19 OFFSEASON)

- Replacing the previous black backdrop, the Target Field living wall system is the first of its kind for a Major League Baseball batter's eye and, at 2,280 square feet, is among the largest in the continental United States. The living wall incorporates approximately 5,700 sea green juniper plants, individually installed and secured in a tiered, multiple-tray system. Together, the junipers create a consistent, stationary background without variations in color or texture.



GATE 34 AREA

Beginning in 2018, accelerating in 2019 and continuing through 2020 and into 2021, the Twins added more than 9,300 square feet to the Gate 34 area, enhancing ingress and egress, while transforming Target Field's "front door" into a dynamic, vibrant space for fans to gather, eat and drink, play lawn games, relax and enjoy the shared experience of Twins Baseball.



EXPANDED CONCOURSE AND DRAFTS AT 34 - In 2018, the Twins expanded the main concourse at the intersection of Gates 29 and 34 by as much as 40 feet, creating enhanced ingress and egress for fans. This renovation also cut down on congestion and provided fans with new, premium drink rail standing-room locations. Also included in the concourse renovation was a tap wall known as DRAFTS at 34, which features more than 20 unique beers from across Twins Territory.




10,000 LAKES BAR AND GATE 34 LAWN - Beginning in 2021, the main entrance to Target Field became home to a pair of new gathering spots before or during the game. The 10,000 Lakes Bar features food and beverage options, while the 5,600-square-foot Gate 34 Lawn is an inviting place for kids, families and all fans to kick back and relax on weather-resistant furniture; or, to enjoy a game of catch and a spirited round of favorite lawn games such as cornhole. On select game days, the lawn also hosts Bullseye's Backyard presented by Target with interactive activities for all ages.

TARGET FIELD®

Upgrades, Continued...

UNITEDHEALTHCARE SENSORY SUITE (2021-22 OFFSEASON)

- The Twins are proud to invite neurodivergent guests of all ages and abilities to visit Target Field's state-of-the-art UnitedHealthcare Sensory Suite. Located on the UnitedHealthcare Suite Level, the former "Suite 1" was completely renovated before the 2022 season and, in partnership with leading health care experts, reimagined and equipped to provide a welcoming, compatible environment in which neurodivergent guests may find temporary respite, if needed, during games. The spacious Sensory Suite features unique, separated spaces specifically designed to meet different needs, including those of children and adults, while on-site staffers have been individually trained to deliver appropriate and diverse assistance. The UnitedHealthcare Sensory Suite's unique location is meant to ensure accessibility, while also helping to ease guests' transition back to their ticketed seats by offering a controlled, outdoor area overlooking the game. This outdoor option makes Target Field's sensory area among a select few professional sports venues nationally to have a view of the playing surface.



CUB AT TARGET FIELD (2021-22 OFFSEASON) - Located inside Gate 6 down the left field line, "CUB at Target Field" is an open-air, walk-through environment delivering both fresh hot food and pre-packaged grab-and-go items not available elsewhere in the ballpark, and — in a first for local sports venues — a walk-in cooler featuring an extensive variety of canned craft beers. Guests can enjoy this customizable, interactive shopping experience at their own pace, before quickly and efficiently purchasing their items through self-checkout stations.

GATE 29 MOSAIC (2021-22 OFFSEASON) - The Twins brought public art celebrating the diversity of our city, state and region — not just on game day, but 365 days a year — to the ballpark's "front porch" outside Gate 29. Designed by the renowned Minneapolis duo of mosaic artist Daniela Bianchini and muralist Kalaka, and showcasing the themes of "All Are Welcome at Target Field" and "Celebrating Our Community's Rich Diversity," this majestic glass mosaic is as varied and uniquely special as the people it represents. Comprised of thousands of individual glass pieces, the 66-foot-long mural brings many of Minnesota's cultures and communities together in a colorful expression of unity.



THE PLAYING SURFACE (2021-22 OFFSEASON) - After 12 years, 928 Major League Baseball games (including the 2014 All-Star Game), 11 years of the Minnesota State High School League championships, 40 college baseball games (including the 2013 and 2015 Big Ten Conference tournaments), 17 concerts, two college football games, one soccer friendly and the 2022 Discover NHL Winter Classic®, the playing surface at Target Field was replaced for the first time prior to the 2022 Twins season. This extensive project, which began February 24, 2022, and was completed in late-March, involved crews entirely comprised of Minnesotans. The new playing surface again features the same four-way blend of Kentucky Bluegrass, with the foundational sand coming from Elk River, Minnesota. The old (original) turf was broken down into reusable material.

TARGET FIELD®

Upgrades, Continued...



WOMEN IN BASEBALL MURAL (2022-23 OFFSEASON)

- Unveiled prior to the 2023 Home Opener and located adjacent to Keeper's Heart Town Ball Tavern, the "Women in Baseball Mural" celebrates the past, present and future of women in baseball, with a specific historical focus on the Upper Midwest. Designed and created by women, for women, by the Twins Women's Initiative Network (T.W.I.N.) in collaboration with Kim Cameron and Kristie Kordosky of St. Louis Park, MN-based Art Partners, 15 women (or groups of women) are portrayed on the mural.

THE DOCK PRESENTED BY WINNEBAGO INDUSTRIES (2023-24 OFFSEASON)

- In true Minnesota fashion (and in a setting unique across Major League Baseball), fans at Target Field can combine the luxury of Winnebago Industries' boat brands with the excitement of Twins baseball. Beginning with the 2024 Home Opener, and located in section 137 beyond the rightfield wall, "The Dock" presented by Winnebago Industries features seating for up to 12 people in a specially crafted, elevated section inspired by the open bow feel of Chris-Craft and Barletta boats.



MAIN CONCOURSE CONCESSIONS (2024-25 OFFSEASON)

- The Twins modernized one of the most highly-trafficked concession areas of Target Field, replacing the traditional "belly-up" model for food stands at sections 105 and 109 of the main concourse with new open-air, self-serve market concepts totaling 4,400 square feet of renovated spaces. The new layouts increase point-of-sale from 29 to 41 and allows for a free-flowing shopping experience, providing fans with a quicker, more efficient and more convenient way to get their favorite food and beverages. Twins fans will enjoy access to a variety of hot foods and ballpark favorites, grab-and-go snack options, ice cream, a soda fountain and grab-and-go beer coolers.

AMERICAN TOWER DAS NETWORK & 5G UPGRADE (2025)

- The Twins' new partnership with American Tower will deliver an expansive, ballpark-wide upgrade to 5G via a state-of-the-art digital antenna system (DAS). Once complete, cellular network coverage will be expanded by 82 percent within Target Field and will be upgraded to the 5G system for all three major mobile network carriers, significantly improving data upload and download speeds throughout the ballpark. Combined with Target Field's existing Wi-Fi 6 system, the entire ballpark digital fan journey — from mobile ticketing, cashless purchases and in-seat ordering, to posting and scrolling through social media — will be faster and more efficient. DAS infrastructure work began in January and is expected to be completed in September.



MAJOR LEAGUE BASEBALL GO-AHEAD ENTRY (2024-25 OFFSEASON)

- MLB Go-Ahead Entry is an optional, facial authentication-based ticket validation system developed by Major League Baseball as part of a continual effort to improve the fan experience of attending games. Fans with tickets to a Twins home game can register via the MLB Ballpark app and then walk directly into Target Field by themselves or with their group, without stopping to scan tickets; by using MLB Go-Ahead Entry, combined with the Twins' previous implementation of the Evolv Express® screening solution, Twins fans can now enjoy the ultimate hands-free, free-flow entry experience. Fans who choose to use MLB Go-Ahead Entry at Target Field may do so at one designated lane each at Gates 3, 6, 29 and 34.



GO-AHEAD

ENTRY

TARGET FIELD®

Scoreboard 2.0

The Twins' most expansive renovation of their home ballpark since it opened in 2010, the Scoreboard 2.0 project — which debuted with the 2023 Home Opener — further enhances the Target Field fan experience by delivering best-in-class LED technology for the venue's main and auxiliary videoboards and other digital displays, along with a pair of creative, interactive and signature elements: An updated "Minnie & Paul" celebration sign rising above the ballpark in center field, and the club's "TC" mark encased in a revolving, illuminated baseball medallion sitting atop the right field tower ("Twins Tower").

VIDEOBOARDS AND DIGITAL DISPLAYS

Beginning with the 2023 Home Opener, Target Field now features **22 LED displays totaling more than 13.1 million LEDs and more than 23,000 square feet — a 63% increase from 2022, a 113% jump from 2010 and among the most extensive in MLB.**

Main Videoboard: 57' high x 178' wide (10,146 sq. feet)

Resolution: 1,128 lines x 3,552 columns (HDR capable)

76% larger than previous display (7th largest in MLB)

Among select few in MLB to be HDR capable

Auxiliary Board: 28' high by 77' wide (2,156 sq. feet)

Resolution: 828 lines x 2,304 columns

54% larger than previous display

Other Displays:


Twins Tower (74' high x 33'6" wide; 2,479 sq. feet); **21% bigger**

Seating bowl ribbons (11 displays at 1,485 linear feet); **21% more**

Bullpen (8'6" high x 96' wide; 816 sq. feet); **54% bigger**

Outfield fence (12' high x 109' wide; 1,308 sq. feet)

Gate 34 entrance (43' high x 17' wide; 731 sq. feet); **NEW display**



MINNIE & PAUL CELEBRATION SIGN

A hallmark of Target Field since the ballpark opened in 2010, the new Minnie & Paul celebration sign imbues nostalgia with technological enhancements.

Design: Taking elements from the Twins' primary logos from the 1961-86 seasons, the historical characters of Ray Barton's original sketch are again depicted shaking hands across the Mississippi River, while "Win! Twins!" completes the scene, which is framed within the Minnesota state outline.

Dimensions: 46' high x 39' wide (same as previous).
17,280 pounds (11,700 pounds of which is the steel frame).

Handshake: Rather than the shifting light display of the prior iteration, Minnie & Paul's handshake is now mechanical with moving arms.

LED Lighting: 1,203 linear feet of controllable, RGBW LED display, with 155 total LEDs. "Win! Twins!" is controlled independently; color scheme is customizable.




REVOLVING BASEBALL MEDALLION AND "TC" LOGO

Sitting atop the "Twins Tower" in right field, the combined effect of the new, luminous baseball medallion and the encased, illuminated "TC" logo creates a brilliant "Beacon to the City" and a focal point for Target Field, downtown Minneapolis and all Twins fans.

Design: The baseball medallion is technically a three-frequency geodesic sphere made up of icosahedron triangles — the higher the frequency, the more triangles there are. The more triangles it has, the stronger and more spherical it becomes; the baseball rotates around an internal "TC" logo.

Dimensions: The baseball medallion is approximately 12' in diameter.
The internal "TC" stands 9' tall.
Total weight is 2,500 pounds (including its steel support).

LED Lighting: The baseball medallion has 60 programmable RGBW LED nodes, spaced equally at hub connections (there are 70 pairs of illuminated stitches). The "TC" is internally illuminated on both sides.



The \$29.5 million project, which also replaced all previous videoboard control room equipment, was funded equally by the Twins and the Minnesota Ballpark Authority's Ballpark Capital Reserve Fund. Video displays were provided by Daktronics (including assembly at the company's Redwood Falls, Minnesota factory), while the Minnie & Paul Celebration Sign and Revolving Baseball Medallion with "TC" logo were designed and built by Dimensional Innovations. The project was executed as a design-build partnership between Mortenson and HGA.

TARGET FIELD®

Social Spaces

Since its opening, Target Field has evolved with — and for — Twins fans. Centered on, and enhanced by, the action on the field, an afternoon or evening at the ballpark is ultimately about more than nine innings or your ticketed seat. Twins Baseball is a communal experience, meant to be shared with friends, family and other fans in inclusive and engaging areas. From behind home plate to centerfield, from foul pole to foul pole, across all levels of Target Field and open to any fan with a ticket, the Twins are proud to provide social places for our fans to gather and enjoy the game — together.



DID YOU Know?

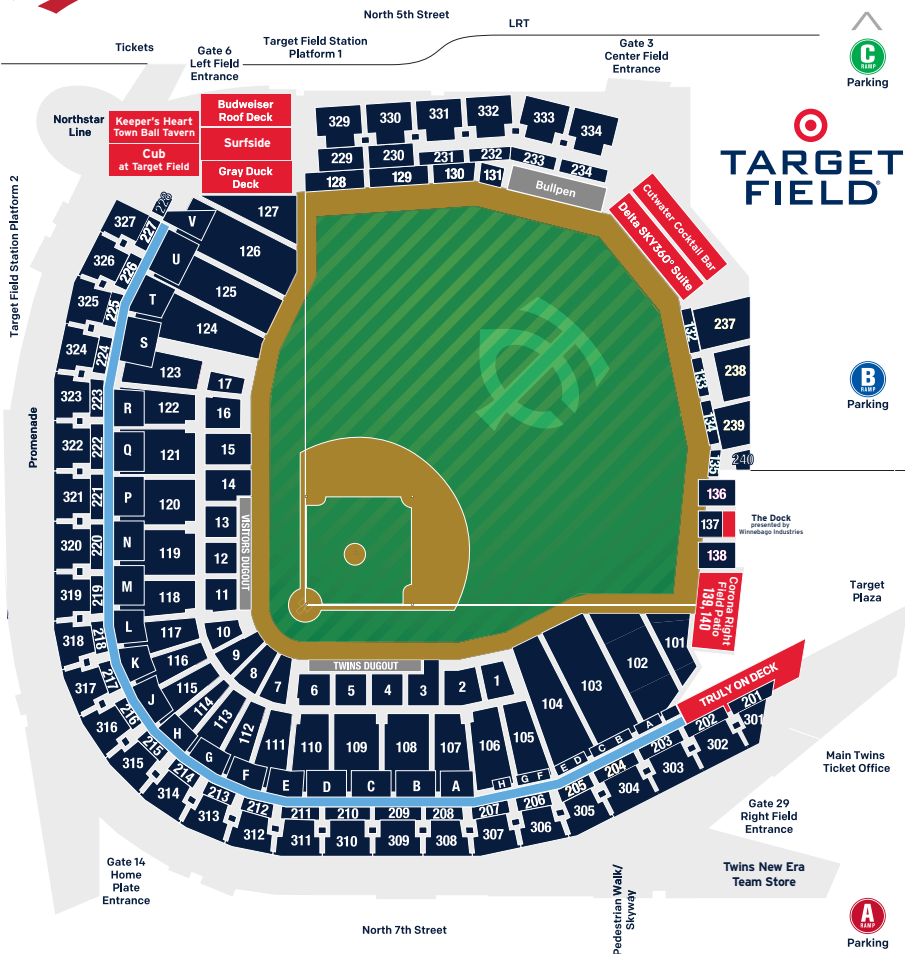
...that after a complete high-tech overhaul (completed prior to the 2021 season), Target Field deploys Wi-Fi 6. At nearly three times faster than the previous iteration, and with nearly 700 hot spots throughout the ballpark, Target Field's Wi-Fi energizes a whole new level of digital engagement while enjoying the game.

TWINS EARN SAFETY ACT DESIGNATION

In 2024, the Minnesota Twins and Target Field received Support Anti-Terrorism by Fostering Effective Technologies (SAFETY) Act designation by the U.S. Department of Homeland Security, becoming the 12th Major League Baseball team to earn the distinction. The SAFETY Act, enacted by Congress in 2002, serves as one of the highest levels of accreditation offered by the U.S. Department of Homeland Security and promotes the development and deployment of effective anti-terrorism measures including technologies, services and personnel trainings.

The Twins were awarded SAFETY Act designation by virtue of the development and implementation of a comprehensive, integrated security system throughout Target Field based on Major League Baseball's Best Stadium Operating practices, other sports and entertainment industry best practices, other industry practices, and government recommendations. This technology is comprised of physical and electronic security measures, tools, policies and procedures, and trained personnel designed to detect, deter, prevent, respond to and mitigate acts of terrorism against Target Field and ballpark ticketholders, visitors, staff and employees.





TARGET FIELD SEATING INCLUDES:

UnitedHealthcare Suite Level

Thrivent Club (Section A-R), TickPick Family Section (Section 324),
Treasure Island Home Run Deck (Section 229-234 & 329-334)

Accessible Seats:



To ensure a positive experience for all guests, Target Field offers accessible seating throughout the ballpark.

BECOME A *MY Twins* MEMBER TODAY!



WE'RE CHANGING THE GAME WHEN IT COMES TO YOUR FAN EXPERIENCE!

Welcome to MyTwins Membership and MyTwins Rewards, the program that puts YOU in control. Earn points for things you're already doing as a Twins fan – like purchasing tickets, coming to the game and grabbing a bite – and access incredible rewards like a Spring Training trip, taking batting practice at Target Field, concessions and merchandise credit, and so much more!

MY Twins MEMBERSHIPS

MyTwins Membership – built by and for Twins fans – puts flexibility and control in the Member's hands. From a few games to a full season, MyTwins Memberships are available in three options – Choice, Reserved and Starter – with Choice and Reserved Members receiving additional benefits.

- **Choice Membership:** The all-new Choice Membership allows fans to choose how many and which games they attend, where they sit each game and how many people they bring – from a Field Box date night one game to a family Grandstand outing the next – up to the dollar amount allotted in their selected plan level. Choice Memberships are available at five plan levels, while Choice Members receive additional benefits including up to 25 percent off tickets and Target Field concessions, plus no ticket fees.
- **Reserved Membership:** A Reserved Membership offers a traditional package, with fans having the same great seats for every game in their twenty-game, half-season or full-season ticket plan. Reserved Members also receive up to 25 percent off tickets, discounts on ballpark food and beverage, and flexible ticket exchange privileges.
- **Starter Membership:** The free-to-enroll Starter Membership allows fans to begin earning MyTwins Rewards points without the purchase of a Choice or Reserved plan.

MY Twins REWARDS

Each MyTwins Member is automatically enrolled in MyTwins Rewards – a points-based program designed to celebrate and reward fans for their loyalty to the Minnesota Twins.

- **Rewards Points:** MyTwins Members earn points by purchasing tickets to regular season Twins games at Target Field or a qualifying Membership plan, by attending games at Target Field, and by purchasing concessions or merchandise at the ballpark. Choice and Reserved Members earn two points for every dollar spent on qualifying purchases, while Starter Members earn one point per dollar spent. Choice and Reserved Members also receive bonus points for membership tenure.
- **MyTwins Marketplace:** MyTwins Members have exclusive access to MyTwins Marketplace on the MLB Ballpark app, where points are redeemed for MyTwins Rewards including access to travel and premium events; unique in-game experiences; special events and offers; premium seating; and Target Field food, beverage and merchandise credits. Select high-value rewards, including premium events, will also be available for any Member to win via special sweepstakes at a minimal entry cost.
- **Rewards Status:** MyTwins Members are given Rewards Status, complete with additional perks such as early ticket access, Post-season ticket priority, special Member-only events and more, based on points accrued: Pro (0-999 points), All-Star (1,000-2,999), MVP (3,000-14,999) and Legend (15,000+).

ALL-STAR HISTORY





MINNESOTA TWINS AND THE ★ ALL-STAR GAME ★

The Minnesota Twins hosted Major League Baseball's All-Star Game in 2014, marking the third time as the host city to one of Major League Baseball's jewel events.

All-Star game events began at the Minneapolis Convention Center on July 11, where the T-Mobile FanFest took place for five days. On July 13, events included the MLB All-Star Charity 5-K & Fun Run, Taco Bell All-Star & Celebrity Softball Game and the SiriusXM Futures Game, where Jose Berrios, Alex Meyer and Kennys Vargas represented the Twins organization. July 14 featured the State Farm Home Run Derby, won by Oakland's Yoenis Cespedes. Brian Dozier represented the Twins, hitting two home runs while former Twin Justin Morneau participated in his third career Home Run Derby. Major League Baseball's 85th All-Star Game took place on July 15, which signified Yankee shortstop Derek Jeter's 14th and final All-Star Game. Jeter went 2-for-2, recording the game's first hit and run in the first inning. The Angels' Mike Trout earned the MVP Award, going 2-for-3 with two RBI and a run scored. The Twins were represented by catcher Kurt Suzuki and closer Glen Perkins, who combined to pitch and catch the ninth inning, giving Perkins the save in the American League's 5-3 victory. The game was played in front of 41,048, while attendance for the three days of events at Target Field was 121,169.

TWINS HOME RUN DERBY PARTICIPANTS

PLAYER	YEAR
Tom Brunansky	1985
Gary Gaetti	1989
Torii Hunter	2002
Justin Morneau	2007
Justin Morneau	2008
Joe Mauer	2009
Brian Dozier	2014
Miguel Sanó	2017

Bold Denotes Home Run Derby Champion

Metropolitan Stadium hosted the 1965 All-Star Game on July 13, a 6-5 National League victory that featured 18 Hall of Famers, including Harmon Killebrew, Hank Aaron, Roberto Clemente, Bob Gibson, Sandy Koufax, Mickey Mantle, Juan Marichal, Willie Mays, Frank Robinson and Joe Torre. The Twins were represented by six players, marking the most in club history. The two starters for the Twins included Harmon Killebrew, who played first base and batted third and Earl Battey, who played catcher and batted eighth. Killebrew went 1-for-3 with a two-run homer in the fifth inning off Cincinnati's Jim Maloney. Twins in a reserve role included Tony Oliva, who went 1-for-2 with the game's only double; Zoilo Versalles; Jimmie Hall; and Jim "Mudcat" Grant, who allowed two runs in 2.0 innings of relief. The game was ultimately decided by a Ron Santo infield single, scoring Jimmie Hall in the seventh inning. Juan Marichal started for the NL, pitching 3.0 scoreless innings and earned the game's MVP Award. Sandy Koufax was the winning pitcher, Sam McDowell was the loser, and Bob Gibson was credited with the save as the game lasted two hours and 45 minutes and was played in front of 46,706.

On July 16, 1985, the Hubert H. Humphrey Metrodome staged the 56th All-Star Game, a 6-1 NL victory that included Hall of Famers Bert Blyleven, George Brett, Wade Boggs, Carlton Fisk, Tony Gwynn, Rickey Henderson, Paul Molitor, Jim Rice, Cal Ripken Jr., Nolan Ryan, Ryne Sandberg, Ozzie Smith and Dave Winfield. The Twins' lone representative was Tom Brunansky, who grounded out to short in his only at-bat in a reserve role and played one inning in right field. The NL jumped out in front early with a Steve Garvey RBI single in the second inning and held the lead throughout. LaMarr Hoyt started for the NL, allowing one unearned run in 3.0 innings pitched, earning the win and the game's MVP Award. Detroit's Jack Morris was the AL starter and suffered the loss. The game lasted two hours and 54 minutes and was played in front of 54,960.

The Dome also played host to the first ever All-Star Home Run Derby, including the Twins' own Tom Brunansky, who hit four home runs, good for second most among the 10 participants. Other participants were Jack Clark, Carlton Fisk, Steve Garvey, Eddie Murray, Dale Murphy, Home Run Derby Champion Dave Parker, Jim Rice, Cal Ripken Jr. and Ryne Sandberg.

Metropolitan Stadium hosted the 1965 All-Star Game on July 13, a 6-5 National League victory that featured 18 Hall of Famers, including Harmon Killebrew, Hank Aaron, Roberto Clemente, Bob Gibson, Sandy Koufax, Mickey Mantle, Juan Marichal,

TWINS FUTURES GAME SELECTIONS

PLAYER	TEAM	YEAR
Oswaldo Arcia, OF	World	2012
Jordan Balazovic, RHP	AL	2019
Grant Balfour, RHP	World	2001
Jose Berrios, RHP	World	2014, 2015
Travis Bowyer, RHP	U.S.	2005
Byron Buxton, OF	U.S.	2013
J.T. Chargois, RHP	U.S.	2016
Michael Cuddyer, IF	U.S.	1999
J.D. Durbin, RHP	U.S.	2003
David Festa, RHP	AL	2023
Matt Garza, RHP+	U.S.	2007
Kyle Gibson, RHP	U.S.	2011
Nick Gordon, IF	U.S.	2017
Liam Hendriks, RHP	World	2010, 2011
Luke Hughes, IF	World	2008
Luke Ketchall, 2B/OF	AL	2024
Max Kepler, OF+	World	2015
Alex Kirilloff, OF	U.S.	2018
Jason Kubel, OF	U.S.	2004
Brooks Lee, SS	AL	2024
Royce Lewis, IF	AL	2019
Francisco Liriano, LHP	World	2005
Trevor May, RHP+	U.S.	2014
Joe Mauer, C	U.S.	2003
Alex Meyer, RHP	U.S.	2014
Justin Morneau, IF	World	2002, 2004
Trent Oeltjen, OF	World	2006
Michael Restovich, OF	U.S.	2002
Ben Revere, OF	U.S.	2010
Luis Rivas, IF	World	2000
J.C. Romero, LHP	World	1999
Miguel Sanó, IF	World	2013
Anthony Slama, RHP	U.S.	2010
Denard Span, OF+	U.S.	2008
Spencer Steer, IF	AL	2022
Brad Thomas, LHP	World	2000
Lewis Thorpe, LHP	World	2018
Matt Tolbert, IF	U.S.	2007
Rene Tosoni, OF	World	2009
Kennys Vargas, 1B/DH	World	2014
Matt Walner, OF	AL	2022
Josh Winder, RHP	AL	2021

+ Did not participate

NOTE: 2019 was first season MLB switched from US/World to AL/NL



★ 36TH ALL-STAR GAME ★

TUESDAY, JULY 13, 1965 AT METROPOLITAN STADIUM

NATIONAL LEAGUE 6, AMERICAN LEAGUE 5

National	3	2	0	0	0	0	1	0	0	—	6	11	0
American	0	0	0	1	4	0	0	0	0	—	5	8	0

NATIONAL	AB	R	H	RBI
Willie Mays, cf	3	2	1	1
Hank Aaron, rf	5	0	1	0
Willie Stargell, lf	3	2	2	2
Roberto Clemente, ph-lf	2	0	0	0
Dick Allen, 3b	3	0	1	0
Ron Santo, 3b	2	0	1	1
Joe Torre, c	4	1	1	2
Ernie Banks, 1b	4	0	2	0
Pete Rose, 2b	2	0	0	0
Maury Wills, ss	4	0	1	0
Leo Cardenas, ss	0	0	0	0
Juan Marichal, p	1	1	1	0
Cookie Rojas, ph	1	0	0	0
Jim Maloney, p	0	0	0	0
Don Drysdale, p	0	0	0	0
Frank Robinson, ph	1	0	0	0
Sandy Koufax, p	0	0	0	0
Turk Farrell, p	0	0	0	0
Billy Williams, ph	1	0	0	0
Bob Gibson, p	0	0	0	0

Totals 36 6 11 6

AMERICAN	AB	R	H	RBI
Dick McAuliffe, ss	3	2	2	2
Sam McDowell, p	0	0	0	0
Tony Oliva, ph-rf	2	0	1	0
Brooks Robinson, B, 3b	4	1	1	0
Max Alvis, 3b	1	0	0	0
Harmon Killebrew, 1b	3	1	1	2
Rocky Colavito, rf	4	0	1	1
Eddie Fisher, p	0	0	0	0
Joe Pepitone, ph	1	0	0	0
Willie Horton, lf	3	0	0	0
Felix Mantilla, 3b	2	0	0	0
Bobby Richardson, 2b	2	0	0	0
Vic Davalillo, cf	2	0	1	0
Zoilo Versalles, ss	1	0	0	0
Earl Battey, c	2	0	0	0
Bill Freehan, c	1	0	1	0
Milt Pappas, p	0	0	0	0
Jim 'Mudcat' Grant, p	0	0	0	0
Al Kaline, ph	1	0	0	0
Pete Richert, p	0	0	0	0
Jimmie Hall, ph-cf	2	1	0	0

Totals 34 5 8 5

LOB — National 7, American 8. 2B — Oliva. HR — Mays, Torre, Stargell, McAuliffe and Killebrew. SB — Rose.

DP — National 1 (Wills, Rose and Banks), American 2 (B. Robinson, Mantilla and Killebrew), (McDowell, Richardson and Killebrew).

PITCHING

NATIONAL	IP	H	R	ER	BB	SO
Juan Marichal	3.0	1	0	0	0	0
Jim Maloney	1.2	5	5	5	2	1
Don Drysdale	0.1	0	0	0	0	0
Sandy Koufax (W)	1.0	0	0	0	2	1
Turk Farrell	1.0	0	0	0	1	0
Bob Gibson (S)	2.0	2	0	0	1	3
Totals	9.0	8	5	5	6	5

AMERICAN	IP	H	R	ER	BB	SO
Milt Pappas	1.0	4	3	3	1	0
Jim 'Mudcat' Grant	2.0	2	2	2	1	3
Pete Richert	2.0	1	0	0	0	2
Sam McDowell (L)	2.0	3	1	1	1	2
Eddie Fisher	2.0	1	0	0	0	0
Totals	9.0	11	6	6	3	7

WP — Maloney. Umpires — Stevens, Weyer, DiMuro, Williams, Valentine and Kibler.

T — 2:45. A — 46,706



★ 56TH ALL-STAR GAME ★

TUESDAY, JULY 16, 1985 AT H.H.H. METRODOME

NATIONAL LEAGUE 6, AMERICAN LEAGUE 1

National	0	1	1	0	2	0	0	0	2	—	6	9	1
American	1	0	0	0	0	0	0	0	0	—	1	5	0

NATIONAL	AB	R	H	RBI
Tony Gwynn, lf	1	0	0	0
Jose Cruz, lf	1	0	0	0
Tim Lincecum, ph-1b	0	1	0	0
Tom Herr, 2b	3	1	1	0
Nolan Ryan, p	1	0	0	0
Tony Pena, c	1	0	0	0
Steve Garvey, 1b	3	0	1	1
Jack Clark, 1b	1	0	0	0
Dale Murphy, cf	3	0	1	0
Willie McGee, cf	2	0	1	2
Darryl Strawberry, rf	1	2	1	0
Dave Parker, rf	2	0	0	0
Graig Nettles, 3b	2	0	0	0
Tim Wallach, 3b	2	1	1	0
Terry Kennedy, c	2	0	1	1
Ozzie Virgil, c	1	0	1	2
Fernando Valenzuela, p	0	0	0	0
Pete Rose, ph	1	0	0	0
Jeff Reardon, p	0	0	0	0
Glenn Wilson, ph	1	0	0	0
Rich Gossage, p	0	0	0	0
Ozzie Smith, ss	4	0	0	0
LaMarr Hoyt, p	1	0	0	0
Garry Templeton, ph	1	0	1	0
Ryne Sandberg, 2b	1	1	0	0

Totals 35 6 9 6

AMERICAN	AB	R	H	RBI
Rickey Henderson, cf	3	1	1	0
Paul Molitor, 3b-cf	1	0	0	0
Lou Whitaker, 2b	2	0	0	0
Damaso Garcia, 2b	2	0	1	0
George Brett, 3b	1	0	0	1
Phil Bradley, cf	1	0	0	0
Dan Petry, p	0	0	0	0
Willie Hernandez, p	0	0	0	0
Eddie Murray, 1b	3	0	0	0
Tom Brunansky, rf	1	0	0	0
Cal Ripken, ss	3	0	1	0
Alan Trammell, ss	1	0	0	0
Dave Winfield, rf	3	0	1	0
Donnie Moore, p	0	0	0	0
Wade Boggs, 3b	0	0	0	0
Jim Rice, lf	3	0	0	0
Carlton Fisk, c	2	0	0	0
Ernie Whitt, c	0	0	0	0
Gary Ward, ph	1	0	0	0
Rich Gedman, c	1	0	0	0
Jack Morris, p	0	0	0	0
Jimmy Key, p	0	0	0	0
Harold Baines, ph	1	0	1	0
Bert Blyleven, p	0	0	0	0
Cecil Cooper, ph	0	0	0	0
Dave Stieb, p	0	0	0	0
Don Mattingly, 1b	1	0	0	0

Totals 30 1 5 1

GW RBI — Garvey. E — Kennedy. LOB — National 10, American 7. 2B — Herr, Murphy, Wallach and McGee. SB — Henderson, Strawberry, Winfield, Cruz and Garcia. SF — Brett. DP — National 1 (Pena-Sandberg-Reardon-Wallach).

PITCHING

NATIONAL	IP	H	R	ER	BB	SO
LaMarr Hoyt (W)	3.0	2	1	0	0	0
Nolan Ryan	3.0	2	0	0	2	2
Fernando Valenzuela	1.0	0	0	0	1	1
Jeff Reardon	1.0	1	0	0	0	1
Rich Gossage	1.0	0	0	0	1	2

Totals 9.0 5 1 0 4 5

AMERICAN	IP	H	R	ER	BB	SO
Jack Morris (L)	2.2	5	2	2	1	1
Jimmy Key	0.1	0	0	0	0	0
Bert Blyleven	2.0	3	2	2	1	1
Dave Stieb	1.0	0	0	0	1	2
Donnie Moore	2.0	0	0	0	0	1
Dan Petry	0.1	0	2	2	3	1
Willie Hernandez	0.2	1	0	0	1	2

Totals 9.0 9 6 6 7 8

WP — Valenzuela. HBP — Strawberry (by Blyleven). Umpires — McCoy, Kibler, Bremigan, Williams, Coble and Marsh.
T — 2:54. A — 54,960.



★ 85TH ALL-STAR GAME ★

TUESDAY, JULY 15, 2014 AT TARGET FIELD

AMERICAN LEAGUE 5, NATIONAL LEAGUE 3

National	0	2	0	1	0	0	0	0	0	—	3	8	1
American	3	0	0	0	2	0	0	0	0	X	5	7	0

NATIONAL	AB	R	H	RBI
Andrew McCutchen, cf	3	0	1	0
Charlie Blackmon, cf	2	0	0	0
Yasiel Puig, rf	3	0	0	0
Hunter Pence, rf	1	0	0	0
Troy Tulowitzki, ss	3	0	1	0
Starlin Castro, c	1	0	0	0
Paul Goldschmidt, 1b	3	0	0	0
Freddie Freeman, 1b	1	0	1	0
Giancarlo Stanton, dh	3	0	0	0
Anthony Rizzo, ph-dh	1	0	0	0
Aramis Ramirez, 3b	3	1	2	0
Todd Frazier, 3b	0	0	0	0
Chase Utley, 2b	1	1	1	1
Dee Gordon, pr-2b	1	1	0	0
Daniel Murphy, 2b	1	0	0	0
Jonathan Lucroy, c	2	0	2	2
Devin Mesoraco, c	1	0	0	0
Miguel Montero, c	1	0	0	0
Carlos Gómez, lf	2	0	0	0
Josh Harrison, lf	2	0	0	0

Totals 35 3 8 3

AMERICAN	AB	R	H	RBI
Derek Jeter, ss	2	1	2	0
Alexei Ramírez, ss	2	1	1	0
Erick Aybar, ss	0	0	0	0
Mike Trout, lf	3	1	2	2
Brandon Moss, rf	1	0	0	0
Robinson Canó, 2b	2	0	0	0
José Altuve, 2b	0	0	0	1
Ian Kinsler, ph-2b	1	0	0	0
Miguel Cabrera, 1b	3	1	1	2
José Abreu, 1b	1	0	0	0
José Bautista, rf	2	0	0	0
Yoenis Céspedes, lf	2	0	0	0
Nelson Cruz, dh	2	0	0	0
Kyle Seager, ph-dh	2	0	0	0
Adam Jones, cf	2	0	0	0
Adrián Beltré, 3b	0	0	0	0
Josh Donaldson, 3b	2	0	0	0
Michael Brantley, cf	1	0	0	0
Salvador Pérez, c	1	0	0	0
Derek Norris, c	2	1	1	0
Kurt Suzuki, c	0	0	0	0

Totals 31 5 7 5

E — Freeman. LOB — National 7, American 4. 2B — Utley, Lucroy (2), Tulowitzki, Ar. Ramirez, Jeter, Trout. 3B — Trout. HR — Cabrera. SF — Altuve. SB — McCutchen, Al. Ramirez.

PITCHING

NATIONAL	IP	H	R	ER	BB	SO
Adam Wainwright	1.0	3	3	3	0	2
Clayton Kershaw	1.0	0	0	0	0	1
Alfredo Simón	1.0	1	0	0	0	1
Zack Greinke	1.0	0	0	0	0	2
Pat Neshek (L)	0.1	3	2	2	0	0
Tyler Clippard	0.2	0	0	0	0	0
Francisco Rodríguez	1.0	0	0	0	1	0
Craig Kimbrel	1.0	0	0	0	0	3
Tony Watson	0.1	0	0	0	0	0
Aroldis Chapman	0.2	0	0	0	0	0

Totals 8.0 7 5 5 1 9

AMERICAN	IP	H	R	ER	BB	SO
Félix Hernández	1.0	1	0	0	0	2
Jon Lester	1.0	3	2	2	0	0
Yu Darvish	1.0	0	0	0	0	1
Chris Sale	1.0	1	1	1	0	1
Max Scherzer (W)	1.0	1	0	0	0	2
Scott Kazmir	0.2	1	0	0	0	1
Koji Uehara	0.1	0	0	0	0	1
Greg Holland	1.0	0	0	0	0	1
Sean Doolittle	0.2	1	0	0	0	2
Fernando Rodney	0.1	0	0	0	1	1
Glen Perkins (S)	1.0	0	0	0	0	1

Totals 9.0 8 3 3 1 13

WP — Simón, Hernández. HBP — Utley. Umpires — Cederstrom, Nelson, Davidson, Barry.
T — 3:13. A — 41,048

★ TWINS ALL-TIME ALL-STAR SELECTIONS ★

1961 Harmon Killebrew, 1B (x2)
Camilo Pascual, SP
1962 Earl Battey, C (x2)
Jim Kaat, SP
Camilo Pascual, SP (x2)
Rich Rollins, 3B (x2)
1963 Bob Allison, OF
Earl Battey, C
Harmon Killebrew, OF
Zoilo Versalles, SS
1964 Bob Allison, 1B
Jimmie Hall, OF
Harmon Killebrew, OF
Tony Oliva, OF
Camilo Pascual, SP
1965 Earl Battey, C
Jim Grant, SP
Jimmie Hall, OF
Harmon Killebrew, 1B
Tony Oliva, OF
Zoilo Versalles, SS
1966 Earl Battey, C
Jim Kaat, SP
Harmon Killebrew, 3B
Tony Oliva, OF
1967 Rod Carew, 2B
Dean Chance, SP
Harmon Killebrew, 1B
Tony Oliva, OF
1968 Rod Carew, 2B
Harmon Killebrew, 1B
Tony Oliva, OF
1969 Rod Carew, 2B
Harmon Killebrew, 3B
Tony Oliva, OF
John Roseboro, C
1970 Rod Carew, 2B
Harmon Killebrew, 3B
Tony Oliva, OF
Jim Perry, SP
1971 Leo Cardenas, SS
Rod Carew, 2B
Harmon Killebrew, 1B
Tony Oliva, OF
Jim Perry, SP
1972 Rod Carew, 2B
1973 Bert Blyleven, SP
Rod Carew, 2B
1974 Rod Carew, 2B
1975 Rod Carew, 2B
1976 Rod Carew, 1B
Butch Wynegar, C
1977 Rod Carew, 1B
Larry Hise, OF
Butch Wynegar, C

1978 Rod Carew, 1B
1979 Roy Smalley, SS
1980 Ken Landreaux, OF
1981 Doug Corbett, RP
1982 Kent Hrbek, 1B
1983 Gary Ward, OF
1984 Dave Engle, C
1985 Tom Brunansky, OF
1986 Kirby Puckett, OF
1987 Kirby Puckett, OF
Gary Gaetti, 3B
Tim Laudner, C
Kirby Puckett, OF
Jeff Reardon, RP
Frank Viola, SP
1989 Gary Gaetti, 3B
Kirby Puckett, OF
1990 Kirby Puckett, OF
1991 Rick Aguilar, RP
Scott Erickson, SP+
Jack Morris, SP
Kirby Puckett, OF
Rick Aguilar, RP
1992 Chuck Knoblauch, 2B
Kirby Puckett, OF
Rick Aguilar, RP
1993 Kirby Puckett, OF
Chuck Knoblauch, 2B
1994 Kirby Puckett, OF
Kirby Puckett, OF
1995 Kirby Puckett, OF
Chuck Knoblauch, 2B
1996 Chuck Knoblauch, 2B
1997 Brad Radke, SP
1998 Ron Coomer, 3B
2000 Matt Lawton, OF
2001 Cristian Guzmán, SS
Joe Mays, SP
Eric Milton, SP
2002 Eddie Guardado, RP
Torii Hunter, OF
A.J. Pierzynski, C
2003 Eddie Guardado, RP
2004 Joe Nathan, RP
2005 Joe Nathan, RP
Johan Santana, SP
2006 Francisco Liriano, SP
Joe Mauer, C
Johan Santana, SP
2007 Torii Hunter, OF
Justin Morneau, 1B
Johan Santana, SP
Joe Nathan, RP
2008 Joe Mauer, C
Justin Morneau, 1B
2009 Joe Nathan, RP

Joe Mauer, C
Justin Morneau, 1B
2010 Joe Mauer, C
Justin Morneau, 1B+
2011 Michael Cuddyer, OF
2012 Joe Mauer, C
2013 Joe Mauer, C
Glen Perkins, RP
Glen Perkins, RP
Kurt Suzuki, C
Glen Perkins, RP
Brian Dozier, 2B
2016 Eduardo Núñez, INF
2017 Brandon Kintzler, RP
Miguel Sanó, 3B
Ervin Santana, SP
2018 José Berrios, SP
2019 José Berrios, SP
Jake Odorizzi, SP+
Jorge Polanco, SS
Nelson Cruz, DH
Taylor Rogers, RP#
2022 Luis Arraez, IF
Byron Buxton, OF
2023 Sonny Gray, RHP
Pablo López, RHP
2024 Willi Castro, INF#
Carlos Correa, SS+

Bold denotes voted as starter
+ Did not play due to injury

MANAGERS/COACHES

1965 Sam Mele, CH
1966 Sam Mele, MGR
1976 Gene Mauch, CH
1983 Billy Gardner, CH
1988 Tom Kelly, MGR
1991 Tom Kelly, CH
1992 Tom Kelly, MGR
2003 Ron Gardenhire, CH
2007 Ron Gardenhire, CH
2014 Ron Gardenhire, CH

FINAL VOTE NOMINATIONS

2004 Lew Ford, OF
2005 Torii Hunter, OF
2006 Francisco Liriano, SP#
2007 Pat Neshek, RP
2010 Delmon Young, OF
2015 Brian Dozier, 2B#
2018 Eddie Rosario, OF

Replaced injured player but was not voted in

TWINS CAREER ALL-STAR SELECTIONS

1. Rod Carew	12
2. Harmon Killebrew	11
3. Kirby Puckett	10
4. Tony Oliva	8
5. Joe Mauer	6

TWINS CAREER ALL-STAR STARTING SELECTIONS

1. Rod Carew	11
2. Kirby Puckett	6
3. Joe Mauer	4
Harmon Killebrew	4
Earl Battey	4

MISC. INFO



THE TWINS' COMMITMENT TO DIVERSITY & INCLUSION

Twins Diversity & Inclusion Statement: Cultivating diverse voices, perspectives and experiences to build a better us.

We commit to respect and celebrate our differences through the common connection of baseball. Our unique perspectives and experiences foster a welcoming, inclusive and collaborative environment that enhances the development of our employees and enriches our organization. We are accountable to create and maintain an environment where everyone feels valued, respected and empowered to freely express their authentic selves.



Twins IDEA (Inclusion, Diversity, Equity, Action) Council Mission Statement:

- Twins' IDEA Council strives to be a change leader in diversity, equity and inclusion by recognizing and empowering the strength of our unique perspectives and experiences. We will work to forge pathways and enact internal policy that changes the attitudes of conformity with the fundamental principles of humanity, respect, social justice, and equity.
- Foremost among these, we endeavor to cultivate the type of environment where people of all backgrounds can thrive. In pursuit of this goal, we will aim to engage in difficult conversation, aid in reshaping long-held beliefs, and harmonize these values and actions to provide opportunities in employment, development, and promotion.

GUIDING PRINCIPLES

- Unity
- Honesty
- Empathy
- Accountability
- Short Term vs. Long Term

IDEA COUNCIL MEMBERS

Ivan Cardona (Co-chair)	Manager, Tours & Event Support
Mari Guttman (Co-chair)	Vice President, Deputy General Counsel
Kobi Allen	Coordinator, Youth Baseball & Softball
John Avenson	Senior Vice President, Chief Technology Officer
Kevin Goldstein	Special Assistant, Player Personnel
Lauren Harvey	Manager, Event Services
Josh Kalk	Vice President, Baseball Operations Strategy & Innovation
Jason Lee	Senior Vice President, Chief Strategy Officer
Tyrone Mattison	Business Development Executive
Wesley Wright	Professional Scout



TWINS RETIRED NUMBERS



HARMON KILLEBREW

3

One of the greatest home run hitters of all time, Harmon Killebrew will forever be remembered by Twins fans as the 'Killer' for his prolific clouts. A member of the Twins from their inaugural Minnesota season in 1961, Killebrew hit 573 career home runs, 475 of them in his 14 seasons with the Twins, and ranks 12th on the all-time home run list and third (behind Babe Ruth and Alex Rodriguez) in American League history. He hit more than 40 home runs on eight occasions, and 30 or more 10 times, while driving in 100 or more runs nine times.

Killebrew was the American League's Most Valuable Player in 1969 when he hit 49 home runs with an amazing 140 RBI and 145 walks, all team records that still stand. He was elected to the Baseball Hall of Fame in 1984, becoming the first Twin to receive the honor. He had his number 3 formally retired on May 4, 1975, and was selected to the Twins 25th Anniversary Team in 1986 and 40th Season All-Time Team in 2000. He was inducted into the Twins Hall of Fame on August 12, 2000

and named one of the "50 Greatest Twins" in 2010.

Killebrew passed away on May 17, 2011.




ROD CAREW

29

No Twins fan will ever forget the graceful power of Rod Carew's hitting stroke. Nor will any baseball enthusiast ever forget the summer of 1977, when Carew made his determined run at the untouchable .400 mark, because, just as Killebrew embodied the power of the game, Carew represented its finesse.

He was a career .328 hitter over his 19 major league seasons and was the winner of seven American League batting titles, all during his 12 years with Minnesota. Carew hit .300 or better 15 consecutive seasons and finished his career with 3,053 hits, which places him 28th among the all-time hit leaders and makes him one of only 33 players to collect 3,000 or more career hits.

Carew, who won the American League Most Valuable Player award in 1977, was elected to the Baseball Hall of Fame on the first ballot in 1991. He had his number 29 retired July 19, 1987, and was selected to the Twins 25th Anniversary Team in 1986 and the 40th Season Anniversary All-Time Team in 2000. He was inducted into the Twins Hall of Fame on August 12, 2000 and was named one of the "50 Greatest Twins" in 2010.



TONY OLIVA

6

Pedro 'Tony' Oliva Jr., or 'Tony-O' to those who followed his 24-year career as a Twins player and coach, was a man who seemed to excel in all aspects of the game. He could hit for power and average, run, field and throw, and his versatility made him one of the most feared hitters of his day.

Tony-O collected 1,917 hits and retired with a .304 career average. He is the only player to win batting titles in his first two seasons and was the winner of three in his 15-year career. His prowess as a hitter was demonstrated by the fact that he led the league in hits five times and his 220 career home runs rank fourth all-time among Twins.

Oliva, the 1964 American League Rookie of the Year, began his coaching career in 1976. He now works as a Twins hitting instructor at the major league and minor league level and scouts for the club. He had his number 6 retired July 14, 1991, and was selected to the Twins 25th Anniversary Team in 1986 and the 40th Season Anniversary All-Time Team in 2000. He was inducted into the Twins Hall

of Fame on August 12, 2000 and was named one of the "50 Greatest Twins" in 2010.

After decades of waiting for the call, Oliva was elected to the National Baseball Hall of Fame in December 2021 by the Golden Days Era Committee and was inducted in Cooperstown, NY on July 24, 2022.



WASHINGTON SENATORS


W

The Twins officially retired the Washington Senators 'W' in August of 2024, honoring the franchise origins and celebrating the great players and teams that comprised the first 60 seasons of Twins/Senators history.

A charter member of the American League in 1901, the original Washington Senators played 60 seasons from 1901-60, during which time the 'W' was worn by legendary players, managers and executives, many of whom are enshrined in the National Baseball Hall of Fame in Cooperstown, NY. The Senators won AL pennants in 1924, 1925 and 1933, and won the 1924 World Series with a roster that included Hall of Famers Walter Johnson, Sam Rice, Goose Goslin and player-manager Bucky Harris; the team was owned by another Hall of Famer in former player/manager Clark Griffith. The 1933 pennant-winning squad featured Rice and fellow Senators Hall of Famer Heinie Manush. Additionally, inaugural National Baseball Hall of Famer Johnson debuted for the Senators in 1907, spent his entire 21-season playing career wearing the 'W' and managed the team from 1929-32.

The Senators also made their mark on the Twins when the franchise began its next chapter in Minnesota in 1961. Several Twins legends wore the Senators' 'W' including Hall of Famers Harmon Killebrew (debuted in 1954) and Jim Kaat (debuted in 1959), and Twins Hall of Famers Bob Allison (debuted in 1958), Earl Battey (debuted for the Chicago White Sox in 1955, played for the Senators in 1960), Camilo Pascual (debuted in 1954) and Zoilo Versalles (debuted in 1959).

TWINS RETIRED NUMBERS



KENT HRBEK

14

Kent Hrbek grew up in the shadows of Metropolitan Stadium in Bloomington and was destined to become a Minnesota Twin. The big kid had more fun than most and treated Twins fans to much excitement from the day he donned a Twins uniform, homering in his major league debut in the 12th inning at Yankee Stadium to give the Twins a win on August 24, 1981. He finished his career with 293 home runs and 1,086 RBI, both good for second most in club history.

Hrbek, who was runner-up to Cal Ripken Jr. for American League Rookie of the Year in 1982, made his only All-Star appearance that season. He was most appreciated by his teammates and Twins fans for his upper-deck power, agility and for being one of the best ever to play first base. He is among club leaders in nearly every offensive category, but may be best remembered for his Game 6 grand slam in the 1987 World Series, or for his tag of Atlanta's Ron Gant in Game 2 of the 1991 World Series. He had his number 14 formally retired August 13, 1995 and was selected to the Twins 40th Season Anniversary All-Time Team in 2000. He was inducted into the Twins Hall of Fame on August 12, 2000, was selected to the All-Metrodome team in 2009 and was named one of the "50 Greatest Twins" in 2010.



KIRBY PUCKETT

34

Considered by most to be the greatest Twin, 'Puck' was baseball's jewel for 12 incredible seasons. He was a hero from day one, when he became the ninth player in history to collect four hits in his first game on May 8, 1984 at California. The dramatic entrance proved to be just the first of many heroic performances leading up to his shining moment on October 26, 1991, during Game 6 of the World Series against Atlanta. He went 3-for-4, robbed Ron Gant of an extra-base hit, and became the ninth player to end a World Series game with a home run on the final pitch with a drive off Charlie Leibrandt in the 11th inning to force a seventh game.

The 10-time All-Star, six-time Gold Glove Award winner and five-time Silver Slugger Award winner had his career cut short when he awoke with blurred vision caused by glaucoma on March 28, 1996. He was later forced to announce his retirement due to irreversible damage to the retina in his right eye on July 12. He retired as the Twins' all-time leader in hits (2,304), doubles (414), total bases

(3,453), at-bats (7,244) and runs (1,071).

Puckett was one of the game's greatest community leaders and was given Major League Baseball's Roberto Clemente Man of the Year Award in 1996. He was elected to the Baseball Hall of Fame on the first ballot in 2001 and became the third-youngest living electee in baseball history (behind Sandy Koufax and Lou Gehrig). He had his number 34 formally retired May 25, 1997 and was selected to the Twins 40th Season Anniversary All-Time Team in 2000. He was inducted into the Twins Hall of Fame on August 12, 2000, was selected to the All-Metrodome Team in 2009 and named one of the "50 Greatest Twins" in 2010. Puckett passed away on March 6, 2006.



BERT BLYLEVEN

28

After breaking into the big leagues at the age of 19, Blyleven would go on to pitch 11 of his 22 major league seasons with the Twins (1970-76 and 1985-88). His knee-buckling curveball, competitive drive and his knack for being the clubhouse prankster are only a few reasons why Blyleven had a successful career.

Blyleven was named the 1970 American League Rookie Pitcher of the Year and was selected to the American League All-Star Team in 1973 and 1985. He finished his Twins career with a record of 149-138 and a 3.28 ERA. His 2,035 strikeouts are the most in Twins history, while his 149 wins rank second.

The winner of two World Series Championships (1979 with Pittsburgh and 1987 with Minnesota), Blyleven ranks fifth on Major League Baseball's all-time strikeouts list with 3,701.

His number 28 was formally retired July 16, 2011, becoming the first Twins pitcher to have his number retired. Blyleven was selected to the Twins 40th Season Anniversary All-Time Team in 2000.

He was inducted into the Twins Hall of Fame in 2002, was selected to the All-Metrodome Team in 2009 and named one of the "50 Greatest Twins" in 2010. Blyleven was inducted into the National Baseball Hall of Fame in Cooperstown, NY on July 24, 2011, becoming the first Hall of Famer born in the Netherlands.



TWINS RETIRED NUMBERS



TOM KELLY

10

'TK' took over the managerial duties for the Twins on September 12, 1986. In his first full season (1987) as the skipper, he led the Twins to their first World Series Championship. He led the club to their second World Series victory in 1991, which marked the first time in major league history that a team went from last place one season to World Champions the next.

The 1991 American League Manager of the Year had a managerial record of 1140-1244, which places him first on Minnesota's all-time list in wins and games managed. At the time of his retirement after the 2001 season, Kelly was the longest tenured manager/coach in all of major sports. His number 10 was formally retired September 8, 2012, becoming the first Twins manager to receive the honor. Kelly was selected manager on the Twins 40th Season Anniversary All-Time Team in 2000 and was named one of the "50 Greatest Twins" in 2010.



JOE MAUER

7

The hometown St. Paul kid and first overall pick in the 2001 First-Year Player Draft came out of Cretin-Derham Hall High School to play for the team he watched growing up on the other side of the Mississippi River. Mauer uniform from 2004-18, joining Tony Oliva as the only players in club history to reach that particular feat. During that time, the 2009 American League Most Valuable Player was named to six AL All-Star teams, earned five Louisville Slugger Silver Slugger Awards, three Rawlings Gold Glove Awards and became the only American League catcher to ever win a batting title, doing so three different times in 2006, 2008 and 2009.

The former catcher turned first baseman ranks first on the Twins all-time list in doubles (428) and times on base (3,087); second in games (1,858), hits (2,123) and walks (939); fifth in RBI (923) and 12th in home runs (143). He was selected to the All-Metrodome team in 2009 and was named one of the "50 Greatest Twins" in 2010. Mauer was a finalist for the Roberto Clemente Award for Outstanding

Community service four times in his career, along with countless charitable endeavors for Joe and his family. Mauer's number was formally retired on June 15, 2019. He was inducted into the Twins Hall of Fame during the summer of 2023 and into the National Baseball Hall of Fame in the summer of 2024 after being voted in on the first ballot that January.



JIM KAAAT

36

'Kitty' made his major league debut for the Washington Senators in 1959 and was a crucial part of the franchise's starting rotation when it relocated to the Twin Cities in 1961. He won 10 or more games for the Twins in every season except for 1961, when he won nine, and is the club's all-time leader in wins (189), games started (422) and innings pitched (2959.1), while ranking second in complete games (133), shutouts (23) and strikeouts (1824).

Known for his athleticism and longevity, Kaat's major league career spanned from 1959-83 and he is one of 29 players in AL/NL history (1876-present) to appear in at least four different decades. He won 16 Gold Glove Awards in his career — all consecutively from 1962-77 — and is tied with Brooks Robinson for second most all-time, behind fellow pitcher Greg Maddux (18). Kaat was selected as the left-handed pitcher on the Twins 25th Anniversary Team in 1986 and 40th Anniversary All-Time Team in 2000, inducted into the Twins Hall of Fame in 2001 and named one of the 50 Greatest Twins in 2010.

He was elected to the National Baseball Hall of Fame by the Golden Days Era Committee in December 2021 and was inducted on July 24, 2022, alongside former teammate and fellow Twins legend Tony Oliva. Kaat's number was formally retired by the Twins on July 16, 2022.



JACKIE ROBINSON

42

Jackie Robinson broke baseball's color barrier when Branch Rickey brought him up to the Brooklyn Dodgers in 1947. He brought a dynamic style of play to the game and terrorized the base paths. Robinson also proved to be an excellent hitter and a superb defensive infielder. He was voted the National League MVP in 1949 when he hit a league-leading .342 and drove in 124 runs. He batted .311 in his 10-year career and set several fielding records for second basemen.

In conjunction with the 50th anniversary celebration of Robinson breaking baseball's color barrier, Commissioner Bud Selig announced on April 15, 1997 at Shea Stadium that Major League Baseball would retire his uniform number 42 in perpetuity. The Minnesota Twins officially retired his number on May 23, 1997.

MINNESOTA TWINS HALL OF FAME

The Minnesota Twins Hall of Fame, which honors players, coaches and off-field personnel who have contributed to the organization's growth and success since the Twin Cities broke into the major leagues in 1961, was created as part of the club's 40th Season Celebration in 2000.

The inaugural class of Twins Hall of Famers, inducted on August 12, 2000, included Harmon Killebrew, Rod Carew, Tony Oliva, Kent Hrbek, Kirby Puckett and Calvin Griffith. The 2001 class included Herb Carneal and Jim Kaat while Bert Blyleven and Tom Kelly were inducted in 2002. Bob Allison and Bob Casey were inductees for 2003, Earl Battey was honored in 2004, Carl Pohlad and Frank Viola in 2005, Zoilo Versalles in 2006, Gary Gaetti and Jim Rantz in 2007, Rick Aguilera in 2008, Brad Radke and George Brophy in 2009, Greg Gagne in 2010, Jim Perry in 2011, Camilo Pascual in 2012, Eddie Guardado and Tom Mee in 2013, Chuck Knoblauch was elected in 2014, no player or non-player was elected in 2015, Torii Hunter and John Gordon were elected in 2016, Michael Cuddyer and Andy MacPhail in 2017, Johan Santana in 2018, Joe Nathan and Jerry Bell in 2019, Justin Morneau was elected in 2020 and inducted in 2021, Ron Gardenhire, Dan Gladden and César Tovar were elected

in 2022, Joe Mauer was elected in 2023, and Terry Ryan and Rick Stelmazsek were elected in 2024.

Below is the criteria for the Minnesota Twins Hall of Fame.

Player – Service time of three seasons with Twins and retirement from Major League Baseball. Voting is conducted by a 71-member committee, which includes the fan vote as one "member." All candidates with at least 60% of the vote are elected.

Non-Player – Are elected by a 30-member veterans committee consisting of all living Twins Hall of Fame members, Twins front office personnel and local Twins historians. Those eligible to be voted into the Twins Hall of Fame via the Veterans Committee balloting include owners, managers, coaches, scouts, broadcasters, media and front office personnel. All candidates with at least 60% of the vote are elected.



★ CLASS OF 2000 ★

HARMON KILLEBREW
FIRST BASEMAN, 1961-74 (SEE PAGE 491)

ROD CAREW
SECOND BASEMAN, 1967-78 (SEE PAGE 491)

TONY OLIVA
OUTFIELDER, 1962-76 (SEE PAGE 491)

KENT HRBEK
FIRST BASEMAN, 1981-94 (SEE PAGE 492)

KIRBY PUCKETT
OUTFIELDER, 1984-95 (SEE PAGE 492)



CALVIN GRIFFITH
PRESIDENT & PRINCIPAL OWNER, 1961-1983

Griffith was instrumental in bringing Major League Baseball to the state of Minnesota. He moved the Washington Senators to the Twin Cities for the 1961 season, providing Minnesota with its first Major League Baseball team.

In his 24 seasons as president and principal owner, the Twins were 1,930-1,887 with two American League West Division championships (1969 and 1970), one AL pennant (1965) and one All-Star Game (1965), while

attracting 25,664,104 fans.

Griffith was involved in baseball for over 60 years and was known not only for his keen eye of baseball talent, but for his deep passion for the game. He was a member of the inaugural class of the Twins Hall of Fame, inducted on August 12, 2000. Griffith passed away from complications from a kidney infection on October 20, 1999. He was memorialized in the Metrodome with a row of seats from Metropolitan Stadium. "Calvin's Seats" hosted underprivileged families at every Twins home game.

★ CLASS OF 2001 ★



HERB CARNEAL
RADIO BROADCASTER, 1962-2006

The dean of American League radio broadcasters, Carneal was a broadcaster of Twins games for 45 years. He was the 1996 recipient of the Ford C. Frick Award, the highest honor given to a baseball broadcaster, which is presented annually to broadcasters who make major contributions to baseball and its fans.

Hired away from the Baltimore Orioles in 1962, where he was part of the play-by-play team for five years, Carneal was behind the microphone for all but the first of the Twins' first 46 seasons in Minnesota. Carneal passed away on April 1, 2007. The H.H.H. Metrodome baseball pressbox was named in his honor, as is the Target Field pressbox.

JIM KAAAT

LEFT-HANDED PITCHER, 1961-73 (SEE PAGE 493)

★ CLASS OF 2002 ★

BERT BLYLEVEN

RIGHT-HANDED PITCHER, 1970-76 & 85-88
(SEE PAGE 492)

TOM KELLY

MANAGER, 1986-2001 (SEE PAGE 493)

★ CLASS OF 2003 ★



BOB ALLISON

OUTFIELDER, 1961-70

Allison was the American League Rookie of the Year and an All-Star while beginning his career with the Washington Senators in 1959, and continued his success when the franchise moved to Minnesota in 1961. Allison will be remembered most by Twins fans for his diving catch in Game 2 of the 1965 World Series. He was also selected to the All-Star team in 1963 and 1964. Allison was named the leftfielder on the Twins 25th Anniversary Team in 1986, as an outfielder on the Twins 40th Season Anniversary All-Time Team in 2000 and as one of the "50 Greatest Twins" in 2010. The Twins honored his legacy in 2005 with the creation of the annual Bob Allison Award for Leadership.

Allison passed away after a long battle with ataxia in 1995.



BOB CASEY

PUBLIC ADDRESS ANNOUNCER, 1961-2004

The only public address announcer the team had ever known, Casey was a part of the Twins since their move from Washington in 1961. His voice being a fixture for Twins fans, Casey exuded enthusiasm and excitement game after game, year after year. From the first pitch at Metropolitan Stadium in 1961 to his final game in 2004, Casey was the man behind the microphone.

Casey passed away in 2005 from complications with liver cancer.

★ CLASS OF 2004 ★



EARL BATTEY

CATCHER, 1961-67

Battey spent parts of 13 seasons in the big leagues, including seven with Minnesota from 1961 to 1967. In his seven seasons as a Twin, he batted .278 (768-for-2762) with 76 home runs and 350 RBI in 853 games. He was instrumental in the Twins' 1965 World Series appearance against the Los Angeles Dodgers after batting .297 in 131 games during the regular season.

Battey's numerous accolades include four All-Star appearances (1962, '63, '65 and '66), three Rawlings Gold Glove Awards as a catcher (1960, '61 and '62), three top ten American League MVP Award finishes (1960, '63 and '65) and the 1963 Calvin R. Griffith Award as Most Valuable Twin. Battey was selected as the catcher on the Twins 25th Anniversary Team in 1986 and the Twins 40th Season Anniversary All-Time Team in 2000, and was named one of the "50 Greatest Twins" in 2010.

Battey passed away in 2003 from complications with cancer.

TWINS HALL OF FAMERS - PITCHING STATS AS TWINS

	W-L	SV	ERA	G	IP	H	R	ER	BB	SO
Blyleven	149-138	--	3.28	348	2566.2	2369	1044	934	674	2035
Kaat	190-159	6	3.34	484	3014.1	2982	1343	1118	729	1851
Viola	112-93	--	3.86	260	1772.2	1775	842	760	521	1214
Aguilera	40-47	254	3.50	490	694.0	641	298	270	179	586
Radke	148-139	--	4.22	378	2451.0	2643	1233	1150	445	1467
Perry	128-90	5	3.14	376	1883.1	1711	736	659	541	1025
Pascual	145-141	10	3.66	432	2465.0	2283	1127	1002	909	1885
Guardado	37-48	116	4.53	648	704.2	674	368	355	270	610
Santana	93-44	1	3.22	251	1308.2	1068	500	468	364	1381
Nathan	24-13	260	2.16	460	463.1	309	118	111	134	561

★ CLASS OF 2005 ★



CARL R. POHLAD

OWNER, 1984-2009

With the franchise facing a possible move out of state, Pohlad purchased the Twins in 1984. He was motivated by a sense of community responsibility and a feeling that major league sports, particularly baseball, are important assets that contribute to the quality of life in the community.

Pohlad enjoyed great success upon taking ownership of the Twins by providing leadership that resulted in two World Series Championships in 1987 and 1991 and back-to-back-to-back American League Central Division Championships from 2002 to 2004.

The on-field success of the franchise was largely due to Pohlad's ability to build and manage an exceptional baseball organization with a strong emphasis on player development. In addition, the Pohlad family has given millions of dollars and countless hours of their time back to the community and region through programs in the Twins Community Fund and the Carl and Eloise Pohlad Family Foundation.

Pohlad passed away on January 5, 2009.



FRANK VIOLA

LEFT-HANDED PITCHER, 1982-89

'Sweet Music' was a mainstay in the Twins starting rotation from 1982 to 1989, winning at least 16 games each season from 1984 to 1988 and helping the Twins to their first World Series Championship in 1987.

Viola was named 1987 World Series MVP, posting wins in Games 1 and 7, and had his finest individual season in 1988 when he posted a 24-7 record with a 2.64 ERA to earn American League Cy Young Award honors.

Viola ranks among the top 10 in several Twins all-time pitching categories, including wins (112, 5th), games started (259, 4th), complete games (54, 6th), shutouts (10, tied for 7th), innings pitched (1772.2, 5th), and strikeouts (1214, 5th). Viola was named an American League All-Star in 1988, was selected as a left-handed pitcher on the Twins 40th Season Anniversary All-Time Team in 2000 and was named one of the "50 Greatest Twins" in 2010.

★ CLASS OF 2006 ★



ZOILO VERSALLES


SHORTSTOP, 1961-67

Versalles was a slick-fielding shortstop through his seven seasons (1961-67) as a Twin, winning the American League MVP award in 1965 when he hit .273 with 19 home runs and a career-high 77 RBI. Versalles also earned his second Rawlings Gold Glove Award in 1965 and made the second of his two All-Star Game appearances that same season, leading the Twins to their first World Series appearance.

In 1965, Versalles led the American League in runs (126), total bases (308), doubles (45), triples (12) and extra-base hits (76). He spent 12 seasons in the major leagues, playing in 1,400 games with Washington (1959-60), Minnesota (1961-67), Los Angeles-NL (1968), Cleveland (1969), Washington Senators (1969) and Atlanta (1971). Versalles was named one of the "50 Greatest Twins" in 2010.

Versalles passed away on June 9, 1995.

★ CLASS OF 2007 ★



GARY GAETTI

THIRD BASEMAN, 1981-90


Gaetti, a four-time Rawlings Gold Glove third baseman (1986-89), played 10 seasons for the Twins from 1981 to 1990 and was the Opening Day third baseman for nine consecutive years (1982-90). Gaetti helped guide the Twins to their first World Championship in 1987, as he hit 31 homers and drove in a team-high 109 runs.

During the 1987 ALCS against Detroit, Gaetti hit .300 (6-for-20) with two home runs, five RBI and was named the Series MVP. A two-time American League All-Star, Gaetti ranks eighth in RBI (758), games (1361), at-bats (4989), doubles (252) and home runs (201); and ninth in total bases (2181) and hits (1276) on Minnesota's all-time lists.

Gaetti spent 20 seasons in the major leagues, playing in 2,507 games with Minnesota (1981-90), California (1991-93), Kansas City (1993-95), St. Louis (1996-98), Chicago-NL (1998-99) and Boston (2000). He was named one of the "50 Greatest Twins" in 2010.

DID YOU Know?

...that Rod Carew (Twins and Angels - 29) is one of 12 players/managers in baseball with his number retired by multiple franchises, the others being Hank Aaron (Braves and Brewers - 44), Sparky Anderson (Reds - 10, Tigers - 11), Wade Boggs (Rays - 12, Red Sox - 26), Rollie Fingers (A's and Brewers - 34), Carlton Fisk (Red Sox - 27, White Sox - 72), Roy Halladay (Phillies - 34, Blue Jays - 32), Reggie Jackson (A's - 9, Yankees - 44), Greg Maddux (Braves and Cubs - 31), Frank Robinson (Reds, Orioles and Guardians - 20), Nolan Ryan (Angels - 30, Astros and Rangers - 34) and Casey Stengel (Yankees and Mets - 37)



JIM RANTZ

PITCHER & FRONT OFFICE, 1961-2012

Jim Rantz was a member of the Twins from their inception in 1961 to his retirement after the 2012 season. The former Golden Gopher signed his first professional contract with the Washington Senators in 1960, and after spending five years as a player and minor league manager he joined the Twins front office following the 1965 season.

He spent four years as Assistant Public Relations Director before moving into the minor league and scouting department. Rantz was named Director of Minor League Operations in January of 1986 and assumed full administration of the Twins' minor league baseball operations. In 1997, he was the Topps' Long and Meritorious Service Award winner. Under the guidance of Rantz, the Twins organization was named Topps' Organization of the Year in 2000 and was again recognized by *Baseball America* as Organization of the Year in 2002 and 2004. In 2008, he was selected by Minor League Baseball as the first recipient of the Sheldon "Chief" Bender award for distinguished service, player development and fostering good relationships with an organization's affiliates. In 2015, he was named President of the Association of Professional Ballplayers of America and in 2020 was inducted into the Appalachian League Hall of Fame.

★ CLASS OF 2008 ★



RICK AGUILERA

RIGHT-HANDED PITCHER, 1989-95 & 96-99

Aguilera, a three-time All-Star pitcher (1991-93), played in parts of 11 seasons for the Twins from 1989 to 1995 and 1996 to 1999 and is second on the Twins franchise list with 254 saves. Aguilera helped guide the Twins to their second World Championship in 1991, as he posted a 2.35 ERA while recording 42 saves in 63 games. During the 1991 ALCS, 'Aggie' recorded a save in three of the Twins' four wins, including the decisive Game 5.

He allowed just one hit in 3.1 scoreless innings during the series.

Aguilera's career-high 42 saves in 1991 ranked third in the American League, and he recorded 30 or more saves in five seasons with the Twins. Aguilera also ranks second all-time among Twins players with 490 career appearances.

He spent 16 seasons in the major leagues, appearing in 732 games (89 starts) with the New York Mets (1985-89), Minnesota, Boston (1995) and the Chicago Cubs (1999-2000). Aguilera's 318 career saves rank 23rd on Major League Baseball's all-time saves list. He was named one of the "50 Greatest Twins" in 2010.

★ CLASS OF 2009 ★



BRAD RADKE

RIGHT-HANDED PITCHER, 1995-2006

Radke, who was originally drafted in the eighth round of the 1991 First-Year Player Draft, played his entire career with the Twins (1995-2006) and was the Opening Day starter nine times, including seven consecutive seasons from 1999 to 2005. Radke won 11 games in his rookie campaign in 1995 and won a career-high 20 games in 1997. He was named the American League Pitcher of the Month two times in his career, including July of 1997.

when he went 6-0 with a 1.57 ERA and again in April of 2001 when he posted a 6-0 record with a 2.23 ERA.

The Wisconsin native, who was named to the 1998 American League All-Star team, ranks second on the Twins all-time list in starts (377); third in wins (148), strikeouts (1467) and innings pitched (2451.0); and eighth in games (378). Radke had a career 4.22 ERA and went 2-3 with a 3.60 ERA in six Postseason starts, including 2-0 in the 2002 Division Series vs. Oakland. He was named one of the "50 Greatest Twins" in 2010.



GEORGE BROPHY

FRONT OFFICE, 1961-85

Brophy was an original member of the Twins organization in 1961. When the Twins replaced the Class AAA Minneapolis Millers and the St. Paul Saints as the featured team in Minnesota in 1961, Brophy, who was the Millers general manager, went to work for Sherry Robertson in the minor league department.

After Robertson's death in 1969, Brophy was named the Twins Vice President in October of 1970 and oversaw the minor league system and scouting departments. Brophy held the position until 1985 when health problems triggered an early retirement from the Twins organization.

Brophy's duties included full administration of the minor league departments, including the working relationships with the Twins minor league affiliates. He was responsible for player moves at the minor league level and for the development of young talent for the major league club. Brophy also handled contract negotiations with minor league players. In 1984, he was named the Topps' Long and Meritorious Service Award winner.

Brophy, who also served as a special assignment scout for the Houston Astros before he retired in 1996, passed away in 1998 at the age of 72 from complications stemming from aplastic anemia.

★ CLASS OF 2010 ★



GREG GAGNE **SHORTSTOP, 1983-92**

Gagne, who was originally drafted in the fifth round of the 1979 First-Year Player Draft by the New York Yankees, was traded to Minnesota in April of 1982 and debuted with the Twins the following season.

The 15-year veteran played 10 seasons with the Twins (1983-92) and became the Twins' everyday shortstop in 1985. Gagne appeared in 1,140 games for the Twins, posting a .980 career fielding percentage.

The Massachusetts native was a member of both 1987 and 1991 World Championship teams and did not commit an error in 37 total chances during the seven-game series vs. Atlanta in 1991. In Game 1 of that series, Gagne helped guide the Twins to a 5-2 victory with a three-run home run in the fifth inning off Braves starter Charlie Leibrandt.

In 2009, Gagne, was named to the Twins All-Metrodome Team commemorating the Twins era from 1982 to 2009. He was named one of the "50 Greatest Twins" in 2010.

★ CLASS OF 2011 ★



JIM PERRY **RIGHT-HANDED PITCHER, 1963-72**

Perry played 17 seasons in the major leagues, including 10 with the Twins from 1963 to 1972. He made back-to-back All-Star appearances in 1970 and 1971 and won the American League Cy Young Award in 1970, leading the league with 24 wins and 40 starts. He became the first Twin to win the award, going 24-12 with a 3.04 ERA and striking out 168 in 278.2 innings pitched.

Perry went 128-90 with a 3.15 ERA during his time with the Twins and ranks fourth on the Twins all-time list in wins and innings pitched (1,883.1), is fifth in starts (249) and complete games (61) and sixth in strikeouts (1,025). His 3.15 ERA is the best among Twins with a minimum of 1,000.0 innings pitched. He posted double-digit victories in six of his 10 seasons with the Twins, including three consecutive seasons of 17-plus wins from 1969 to 1971. The North Carolina native went 12-7 with a 2.63 ERA in 1965, guiding the Twins to their first World Series appearance. He was named to the 40th Season Anniversary All-Time Team in 2000 and one of the "50 Greatest Twins" in 2010.

Perry pitched in 630 games at the major league level from 1959-75, playing for Cleveland, Minnesota, Detroit and Oakland. Born in 1935, Perry is the second-oldest living member of the Twins Hall of Fame. His brother, Gaylord, was inducted into the National Baseball Hall of Fame in 1991.

★ CLASS OF 2012 ★



CAMILO PASCUAL **RIGHT-HANDED PITCHER, 1961-66**

Pascual played 18 seasons in the major leagues, including 13 with the Minnesota Twins and Washington Senators franchise from 1954 to 1966. He was the first ever Twins All-Star in 1961 and has appeared in more All-Star games than any pitcher in franchise history since 1950, playing in five Midsummer Classics from 1959 to 1964.

He went 145-141 with a 3.66 ERA during his time with the Twins and Senators, ranking second on the franchise all-time list in shutouts (31), third in strikeouts (1885), fourth in innings pitched (2465.0) and fifth in wins (145) and starts (331). He went 88-57 with a 3.31 ERA in six seasons in a Twins uniform from 1961 to 1966, ranking third in shutouts (18), seventh in strikeouts (994), and eighth in wins (88) and innings pitched (1284.2), and ninth in starts (179). He was the Twins' first 20-game winner, recording 20 victories in 1962 and 21 in 1963, while leading the AL in complete games, shutouts and strikeouts in nearly every season from 1959 to 1963. He pitched in 529 games from 1954 to 1971, playing for Washington, Minnesota, Cincinnati, Los Angeles-NL and Cleveland.

Born in 1934, Pascual is the oldest living member of the Twins Hall of Fame. The Havana native is a member of the Latino Baseball Hall of Fame and Cuban Baseball Hall of Fame, ranking second to only Luis Tiant in strikeouts among Cuban-born major leaguers. Pascual was also selected to the Twins 25th Anniversary team in 1986, the 40th Season Anniversary All-Time Team in 2000 and one of the "50 Greatest Twins" in 2010.

★ CLASS OF 2013 ★



EDDIE GUARDADO **LEFT-HANDED PITCHER, 1993-2003 & 08**

Guardado played 17 years in the major leagues, including 12 seasons with the Twins from 1993 to 2003 and again in 2008. 'Every Day Eddie' is the Twins' all-time leader in games, appearing in 648 throughout his career and recording at least 60 appearances in eight different seasons.

The two-time All-Star was the club's closer from 2001 to 2003 and helped lead the team to two division titles. He led the American League with 45 saves in 2002, while his 116 career saves as a Twin rank fourth in club history.

His 83 games in 1996 and 45 saves in 2002 both rank second on Minnesota's all-time single season lists. He is one of just three pitchers in Twins history to record 40 or more saves in consecutive seasons, having done it in 2002 (45) and 2003 (41). Additionally, he is the Twins all-time leader in innings (579.0) for a reliever, and ranks second among Twins relievers in strikeouts (550) and wins (34).

The Stockton, California native was drafted by the Twins in the 21st round of the 1990 First-Year Player Draft and spent parts of his major league career with Seattle, Cincinnati and Texas. The left-hander was named one of the "50 Greatest Twins" in 2010.



TOM MEE

MEDIA RELATIONS, OFFICIAL SCORER & BROADCASTER, 1961-2007

Mee began his career in 1957 and was witness to the first Twins baseball game in 1961. Widely regarded as the organization's first employee, Mee had many roles within the organization, including serving as the club's backup radio and television announcer and public address speaker. He was most well-known for his role as Director of Media Relations, a position he held for 30 years.

The St. Paul native received the Robert O. Fishel award for Public Relations excellence in 1988 before retiring in 1991. He was the second recipient of the Herb Carneal Lifetime Achievement Award in 2007. Mee, who also served as the Twins official scorer after retirement, dedicated his life to baseball in Minnesota and is vastly responsible for the Twins' rich history. The Tom Mee Library, which is located in the Baseball Communications office at Target Field, is named in his honor. Mee passed away in December of 2016.

★ CLASS OF 2014 ★



CHUCK KNOBLAUCH*

SECOND BASEMAN, 1991-97

Knoblauch played 12 years in the major leagues, including seven seasons with the Twins from 1991 to 1997. He finished his Twins career playing in 1,013 games, with 1,197 hits, 210 doubles, 51 triples, 43 home runs, 391 RBI, 513 walks and holds the Twins' all-time career stolen base record with 272, including a franchise single-season record of 62 steals in 1997. Additionally, his 140 runs scored in 1996 are still the single-season club record, as he hit .341 that year. The four-time All-Star became the club's everyday second baseman in 1991 when he appeared in 151 games, hitting .281 with 24 doubles, 25 stolen bases and a .351 on-base percentage, earning American League Rookie of the Year honors in a World Championship season. His 713 runs scored rank eighth on the Twins all-time list while his career .304 batting average ranks eighth.

The Houston, Texas native was drafted by the Twins in the first round (25th overall) of the 1989 First-Year Player Draft and spent the remainder of his major league career with the Yankees (1998-2001) and Kansas City (2002). The second baseman was named to the All-Metrodome Team in 2009 and was named one of the "50 Greatest Twins" in 2010. He still remains the Twins all-time leader in several offensive categories by a second baseman.

*elected but not inducted

★ CLASS OF 2016 ★



JOHN GORDON

RADIO BROADCASTER, 1987-2011

Gordon joined the Twins in 1987 and spent 25 seasons as the Twins' radio play-by-play voice. The Detroit native called both of Minnesota's 1987 and 1991 World Championships and is widely known by Twins fans for his "Touch 'Em All" home run call, specifically Kirby Puckett's walk-off homer in Game 6 of the 1991 World Series.

He began his broadcasting career with the Spartanburg Phillies in 1965 and broadcasted for various sports and organizations, including the Baltimore Orioles, the University of Virginia, Triple-A Columbus and other affiliates of the Yankees organization.

For his work with the Spartanburg Phillies, Gordon was inducted into the South Atlantic League's Hall of Fame on June 19, 2001. He was also inducted into the Minnesota Broadcasting Hall of Fame on October 10, 2008.

Gordon played a fictional Twins broadcaster, Wally Holland, in the 1994 movie *Little Big League*. He called his final game on September 28, 2011. The Twins honor his legacy by awarding a radio affiliate throughout Twins Territory each season with the John Gordon Award, and the Twins radio booth was named in his honor in 2011.



TORII HUNTER

OUTFIELDER, 1997-2007 & 15

Hunter played 19 years in the major leagues, including 12 seasons with the Twins from 1997 to 2007 and again in 2015. Hunter, who is considered one of the most popular players in club history both on and off the field, helped lead the Twins to three consecutive AL Central division titles in 2002, 2003 and 2004, then again in 2006. In 2002, Hunter became the first Twin since Kirby Puckett (1995) to start an All-Star Game and created one of the most iconic moments of his career, robbing Barry Bonds of a first inning home run. Known for his infectious smile and community efforts, Hunter was presented with the Branch Rickey Award in 2009, recognizing excellence in charity work.

He finished his Twins career playing in 1,373 games with 1,343 hits, 281 doubles, 26 triples, 214 home runs, 792 RBI, 739 runs scored, 354 walks and 128 stolen bases. Hunter was a five-time All-Star with the Twins, Angels and Tigers, won nine Rawlings Gold Glove Awards and won two Louisville Slugger Silver Slugger Awards over his 19-year career. He currently ranks fifth on the Twins all-time list in home runs, and seventh in RBI, extra-base hits (521), games, hits, doubles, runs and total bases (2,318).

The Pine Bluff, Arkansas native was drafted as a 17-year-old by the Twins in the first round (20th overall) of the 1993 First-Year Player Draft. He was named one of the "50 Greatest Twins" in 2010 and was named to the "All-Metrodome" Team in 2009.

★ CLASS OF 2017 ★



ANDY MACPHAIL **GENERAL MANAGER, 1985-94**

MacPhail was named the third General Manager in Twins history following the 1985 season. He spent 10 seasons in the Twins front office, including nine seasons as the club's General Manager from 1986 to 1994. During his tenure, he led the Twins to two World Championships, including the club's first in 1987.

He was named *The Sporting News* Executive of the Year in 1991 as the Twins clinched their second World Series title after a regular season record of 95-67, following 74 wins and a last-place finish the previous season. During his leadership, the Twins compiled a record of 710-699.

MacPhail has since gone on to serve as Chief Executive Officer for the Chicago Cubs from 1994 to 2006, President of Baseball Operations for the Baltimore Orioles from 2007 to 2011, and President of the Philadelphia Phillies from 2015-2020.



MICHAEL CUDDYER **OUTFIELDER, 2001-11**

Cuddyer played 15 years in the major leagues, including 11 seasons with the Twins from 2001 to 2011. Considered one of the most popular players in the clubhouse and the community during his time in a Twins uniform, Cuddyer was instrumental in helping lead the Twins to six division titles over a nine-year span from 2002 to 2010. He played in 22 Postseason games for the Twins, hitting .338 with two home runs and eight RBI.

He finished his Twins career playing in 1,139 games with 1,106 hits, 239 doubles, 35 triples, 141 home runs, 580 RBI, 606 runs scored and 411 walks and was named to the 2011 American League All-Star team. He earned another All-Star berth while playing in Colorado in 2013, leading the National League with a .331 batting average and winning a Louisville Slugger Silver Slugger Award.

The Norfolk, Virginia native was drafted by the Twins in the first round (9th overall) of the 1997 First-Year Player Draft and ranks ninth on the Twins all-time list in doubles, 11th in RBI and 13th in home runs. He is one of 23 Twins to play 10 or more seasons with the club.

★ CLASS OF 2018 ★



JOHAN SANTANA **LEFT-HANDED PITCHER, 2000-07**

Santana played 12 seasons in the major leagues, including eight with the Twins from 2000-07. He was widely considered as baseball's most dominant pitcher in his final few seasons in a Twins uniform. He finished his Twins career going 93-44 with six complete games and four shutouts while posting a 3.22 ERA in 1308.2 innings pitched, 364 walks and 1,381 strikeouts.

The two-time American League Cy Young Award winner (2004 & 2006) had five-straight seasons with at least 12 wins from 2003 to 2008 including a career-best 20 wins in 2004 and an AL-leading 19 wins in 2006. On August 19, 2007, Santana set a Twins record with 17 strikeouts in 8.0 innings against the Rangers, a record that still stands today.

A native of Tovar, Venezuela, Santana was selected by the Twins in the 1999 Rule 5 Draft and ranks fourth in Twins history in strikeouts, second in ERA (min. 1300.0 IP), seventh in wins and innings pitched, and 10th in starts. He was named to three AL All-Star teams with the Twins and won the AL Rawlings Gold Glove Award in 2007.

★ CLASS OF 2019 ★



JOE NATHAN **RIGHT-HANDED PITCHER, 2004-11**

Nathan pitched 16 seasons in the major leagues, including seven with the Twins from 2004-11. He finished his Twins career with a record of 24-13, a 2.16 ERA (463.1 IP, 111 ER), 134 walks, 561 strikeouts and a club-record 260 saves in 460 games.

Nathan was named to the American League All-Star team four times for Minnesota and was the closer on three different American League Central Division championship teams. Regarded as one of baseball's best closers for his era, he saved 35-plus games in six different seasons in Minnesota and led all of baseball in saves over a six-season stretch from 2004-09, saving 246 games during that time. Nathan was named the co-winner of the American League Rolaids Relief Man of the Year Award with New York's Mariano Rivera in 2009 after saving a club-record 47 games. The former right-hander pitched for five different teams over his career (San Francisco, Minnesota, Texas, Detroit and Chicago-NL), compiling 377 saves, ranking him 10th on baseball's all-time list.

The Houston, Tex. native was originally drafted by San Francisco in the sixth round of the 1995 First-Year Player Draft and was acquired by the Twins as part of a four-player trade in exchange for catcher A.J. Pierzynski in November 2003. He was named one of the "50 Greatest Twins" in 2010 and was named to the "All-Metrodome" Team in 2009.



JERRY BELL

PRESIDENT/FRONT OFFICE, 1987-2014

Bell was named the third president in Twins history in January 1987. He spent 16 years as Minnesota's Chief Executive, helping lead the team's business operations and he was instrumental in the 1987 and 1991 World Championship seasons.

During his tenure, Bell led the effort to ensure the long-term viability of the Minnesota Twins and specifically oversaw the development, design, construction and opening of Target Field in 2010. Other accomplishments include setting an American League attendance record in 1988, when the Twins became the first AL team to attract more than three million fans. He also led the development and construction of Minnesota's spring training facility, CenturyLink Sports Complex, located in Ft. Myers, Fla., which opened in 1991. In addition, Bell became the fourth recipient of the Herb Carneal Award in 2009 as presented by the Minnesota chapter of the Baseball Writers Association of America.

★ CLASS OF 2020 ★



JUSTIN MORNEAU

FIRST BASEMAN, 2003-13

Morneau played 14 seasons in the major leagues, including 11 with the Twins from 2003-13. He finished his Twins career hitting .278 (1318-for-4749) with 289 doubles, 16 triples, 221 home runs, 860 RBI, 669 runs scored and 501 walks in 1278 games.

The 2006 American League Most Valuable Player hit more than 30 home runs three times for the Twins and recorded over 100 RBI in four seasons. As a member of the Twins, he was named to four straight AL All-Star teams (2007-10) and earned two Louisville Slugger Silver Slugger Awards (2006 & '08). During his 2006 AL MVP campaign he helped lead the Twins to a record of 96-66 and their fourth ever AL Central Division title.

The New Westminster, Vancouver, Canada native was drafted by the Twins in the third round of the 1999 First-Year Player Draft and ranks second on the Twins all-time list in games played at first base, third in home runs, sixth in RBI, and eighth in hits and walks.

Morneau was officially be inducted into the club's Hall of Fame in 2021.

★ CLASS OF 2022 ★



RON GARDENHIRE

MANAGER, 2002-2014

Gardenhire managed the Twins for 13 seasons from 2002-14 and compiled a record of 1068-1039 (.507), marking the second-most wins in club history, trailing only fellow Twins Hall of Famer Tom Kelly (1140-1244, .478).

Prior to becoming the skipper of the Twins, "Gardy" held the post of third base coach for 11 seasons from 1991-2001, including during the team's 1991 World Series Championship run.

The Butzbach, Germany native managed the club to 90-plus wins five times and won the American League Central title in six of his 13 seasons (2002, '03, '04, '06, '09 and '10). He was named the American League Manager of the Year in 2010 and finished as runner-up for the award in 2003, '04, '06, '08 and '09. Gardenhire was also named *Baseball America* AL Manager of the Year in 2008, The Sporting News AL Manager of the Year in 2010 and served as a coach on the AL All-Star teams in 2003, 2007 and 2014. He was honored as one of the "50 Greatest Twins" in 2010, won the Carl R. Pohlad Award for Outstanding Community Service in 2005 and the Mike Augustin "Media Good Guy" Award in 2014. After his time with the Twins, he helmed the Detroit Tigers for parts of three seasons from 2018-20 before retiring. He finished his 16-year major league managerial tenure with a record of 1200-1280 (.484).



DAN GLADDEN

OUTFIELDER, 1987-91

Gladden has spent nearly 30 seasons with the Twins organization in several capacities, including five as a player from 1987-91 and 23 as a radio broadcaster since 2000. A native of San Jose, California, he hit .268 (661-for-2470) with 117 doubles, 26 triples, 38 home runs, 238 RBI, 358 runs scored and 116 stolen bases in 644 career games with Minnesota.

The fiery leadoff hitter was a key member of the 1987 and 1991 World Series Championship teams and ranks first on the club's all-time Postseason list in runs scored (17) and stolen bases (7) and is tied for first in games (24), while ranking second in hits (29), doubles (6) and RBI (15). He scored one of the most iconic runs in Twins history, the championship-winning tally in the bottom of the 10th inning in Game 7 of the 1991 World Series.

After his playing career, he joined the Twins radio broadcast team in 2000 and became a full-time analyst in 2003. He is the fifth-longest tenured radio or television broadcaster in club history, behind Herb Carneal (46 seasons from 1961-2006), Dick Bremer (38 seasons from 1983-2021), Bert Blyleven (26 seasons from 1995-2020) and John Gordon (25 seasons from 1987-2011).



CÉSAR TOVAR

INFIELDER/OUTFIELDER, 1965-72

Tovar played eight seasons with the Twins from 1965-1972, hitting .281 (1164-for-4142) with 193 doubles, 45 triples, 38 home runs, 319 RBI, 646 runs scored and 186 stolen bases in 1090 games. The utilityman, who passed away in 1994, is third on Minnesota's all-time list in stolen bases, seventh in triples, 11th in hits and at-bats, tied for 11th in runs scored, 13th in doubles and 15th in games played.

A native of Caracas, Venezuela, Tovar led the American League in doubles (36) and triples (13) in 1970 and hits in 1971 (204). He also finished seventh in the AL Most Valuable Player voting in 1967, after hitting .267 (173-for-649) with 32 doubles, seven triples, six home runs, 47 RBI and 98 runs scored in an MLB-leading 164 games. On September 22, 1968, he became the second player in AL/NL history to play all nine positions in the same game, doing so in the Twins' 2-1 victory over Oakland. Tovar also played in six Postseason games with Minnesota from 1969-70, going 6-for-26 with one triple, one RBI, two runs scored, one walk and one stolen base.

★ CLASS OF 2023 ★



JOE MAUER

CATCHER/FIRST BASEMAN, 2004-18

The hometown St. Paul kid and first overall pick in the 2001 First-Year Player Draft came out of Cretin-Derham Hall High School to play for the team he watched growing up on the other side of the Mississippi River. Mauer played 15 seasons in a Twins uniform from 2004-18, joining Tony Oliva as the only players in club history to reach that particular feat. During that time, the 2009 American League Most Valuable Player was named to six AL All-Star teams, earned five Louisville Slugger Silver Slugger Awards, three Rawlings Gold Glove Awards and became the only American League catcher to ever win a batting title, doing so three different times in 2006, 2008 and 2009.

The former catcher turned first baseman ranks first on the Twins all-time list in doubles (428) and times on base (3,087); second in games (1,858), hits (2,123) and walks (939); fifth in RBI (923) and 12th in home runs (143). He was selected to the All-Metrodome team in 2009 and was named one of the "50 Greatest Twins" in 2010. Mauer was a finalist for the Roberto Clemente Award for Outstanding Community service four times in his career, along with countless charitable endeavors for Joe and his family. Mauer's number was formally retired on June 15, 2019. He will be inducted to the Twins Hall of Fame on August 5, 2023.

★ CLASS OF 2024 ★



TERRY RYAN

GENERAL MANAGER, 1994-2007, 2011-16

Terry Ryan, the architect of the Twins' division-winning teams of the 2000s that are widely credited with helping save baseball in Minnesota, was the club's general manager from 1994-2007 and again from 2011-16 – an 18-season tenure that is the second longest in team history. He originally began his professional career with the Twins in 1972 after being drafted in the 35th round, pitching in the club's minor league system for four seasons.

With an incredible eye for talent, Ryan returned to the Twins as the club's scouting director in 1986, was elevated to vice president of player personnel in September 1991 and was named the fourth general manager in team history on September 13, 1994 – a role he held for 13 seasons before initially stepping down following the 2007 campaign. During that stretch, Ryan built four American League Central Division Champions (2002-04 and 2006), earned a pair of *Sporting News* Executive of the Year accolades (2002 and 2006), was twice honored by the Negro Leagues Baseball Museum with the Andrew "Rube" Foster Legacy Award as American League Executive of the Year (2002 and 2006), and was named *Baseball America's* Major League Executive of the Year in 2004. Under his leadership, the Twins were named *Baseball America's* Organization of the Year in 2002 and 2004.

A scout at heart and an ambassador of the game at all levels, Ryan was the recipient of the Arizona Fall League's Roland Hemond Award in 2009, the George Genovese Lifetime Achievement Award in 2013, and was inducted into the Minnesota State High School Baseball Coaches Association Hall of Fame in 2014.



RICK STELMASZEK

COACH, 1981-2012

Rick Stelmazek, who spent 32 seasons as a Twins coach from 1981-2012, was the longest-tenured coach in team history and had the third longest run with a single club in baseball history. With an unparalleled sense of humor, a knack for storytelling and a passion for Twins baseball, "Stelly" served as Minnesota's bullpen coach under Billy Gardner, Ray Miller, Tom Kelly and Ron Gardenhire, helping the club reach the postseason eight times – including two World Championships in 1987 and 1991.

He mentored decades of pitchers and bullpen arms, including fellow Twins Hall of Famers in closers Rick Aguilera, Eddie Guardado and Joe Nathan. The beloved coach, who instilled a winning culture into generations of Twins players was awarded with the club's Herb Carneal Lifetime Achievement Award in 2017.



COREY KOSKIE

THIRD BASEMAN, 1998-2004

Corey Koskie, who was a popular teammate, clubhouse leader and noted team prankster, was at the center of the early 2000s "Renaissance Twins" that won three consecutive AL Central division titles in 2002, '03 and '04.

He wore a Twins uniform from 1998-2004 and from 2001-04, hit .272 with 127 doubles, nine triples, 80 home runs, 312 RBI, 266 walks, 315 runs scored, an .837 OPS and a 16.9 bWAR — among Twins hitters in that span, he led in walks, ranked second in RBI and doubles, was third in homers and runs scored, fourth in hits and fifth in triples. He is the club's all-time leader among third basemen in batting average (.280) and fielding percentage (.966), and is one of just six Twins to drive in 100 runs and score 100 runs in one season (2001). He ranks third in Twins history in games played at third base (762), ranks 11th on the club's all-time position player list in fWAR (23.2) and first in defensive runs above average (36.6).

Koskie, a proud Manitoba, Canadian native, was selected by the Twins in the 26th round of the 1994 First-Year Player Draft and spent seven of his nine big league seasons in Minnesota. He was given the Carl R. Pohlad Award for Outstanding Community Service in 2001 and the Kirby Puckett Award for Outstanding Alumni Community Service in 2018 and still makes Minnesota his home, while remaining very involved in the Twin Cities community.



TWINS HALL OF FAMERS - BATTING STATS AS TWINS

PLAYER	AVG	G	AB	R	H	2B	3B	HR	RBI
Killebrew	.258	2329	7835	1258	2024	277	24	559	1540
Carew	.334	1635	6235	950	2085	305	90	74	733
Oliva	.304	1676	6301	870	1917	329	48	220	947
Hrbek	.282	1747	6192	903	1749	312	18	293	1086
Puckett	.318	1783	7244	1071	2304	414	57	207	1085
Allison	.254	1236	3926	648	999	167	41	211	641
Batley	.277	990	3228	346	894	139	12	91	410
Versalles	.250	1109	4252	570	1061	190	58	87	406
Gaetti	.256	1361	4989	646	1276	252	25	201	758
Gagne	.249	1140	3386	452	844	183	35	69	335
Hunter	.268	1373	5013	739	1343	281	26	214	792
Cuddyer	.272	1139	4072	606	1106	239	35	141	580
Morneau	.278	1278	4749	669	1318	289	16	221	860
Gladden	.268	644	2470	358	661	117	26	38	238
Tovar	.281	1090	4142	646	1164	193	45	38	319
Mauer	.306	1858	6930	1018	2123	428	30	143	923
Koskie	.280	816	2788	438	781	180	13	101	437

TWINS UNIFORM HISTORY



1961-71 Home



1961-71 Road



1972 Home



1972 Road



1973-86 Home



1973-86 Road



1987-2009 Home



1987-2009 Road



1997 Home Alternate



1997-2009 Road
Alternate



1999-2009 Home
Alternate



2009
Home Alternate

TWINS UNIFORM HISTORY



2006-10
Home Alternate



2010-13
Home Alternate



2010-14
Home



2010-18
Home Alternate



2010-22
Road




2011-22
Road Alternate



2015-22
Home

* Kasota Gold outlines TC on hat




2016-22
Home Alternate

* Kasota Gold outlines TC on hat



2019-22
Home Alternate

* Kasota Gold outlines TC on hat



2020-22
Home Alternate



Present
Home



Present
Road

TWINS UNIFORM HISTORY



**Present
Home Alternate**



**Present
Home Alternate**



**Present
Road Alternate**



**2024
Home Alternate - City Connect**



**Present
Home Alternate - City Connect**

HISTORY OF THE TWINS PRIMARY LOGO



1961-75



1976-86



1987-93



1994-2009

* Change of red in PMS tone



2010-22



PRESENT

TWINS UNIFORM HISTORY

SLEEVE PATCHES



Home 1961-86
Road 1961-71, 73-86



1969



Road 1972



1986



Home 1987-93



Road 1987-93



1991



1994



Home 1994-2001



Road 1994-2009



1997



2000



2000 Memorial
(Calvin R. Griffith)



2001



Post-September 11, 2001



Home 2002-09



2004 Memorial
(Eloise Pohlad)



2005



2006 Memorial
(Kirby Puckett)



2007 Memorial
(Herb Carneal)



August 1, 2008
(I35W Collapse)



Home 2009
(Metrodome Final Season)



Alternate Home
2009-18



2009 Memorial
(Carl Pohlad)



Home 2010-14
Alt Home 2010-13



Road 2010-22
Alt Road 2011-22



Home and Alternate
2010



Road and Alternate
2010



2011 Memorial
(Harmon Killebrew)



2014



2010-22



Sept. 9, 2016 Memorial
(Jacob Wetterling)



2017



2019



June 15, 2019



2020



2021 Memorial
(Mike Bell)



July 16, 2022



Home and Road
Present



Home Alternate
Present



Home and Road Alternate
Present



2023 Memorial
(Mike Radcliff)



Home - City Connect Alt.
Present



2024

NOTE: Some patches worn temporarily/few games

MINNESOTA TWINS BALLPARKS

METROPOLITAN STADIUM



- » Construction began on June 20, 1955 and the facility opened in 1956 as the home of the Minneapolis Millers. Total cost of Metropolitan stadium was \$10.3 million.
- » The Twins' first game in Minnesota was played on April 21, 1961, a 5-3 loss to the Washington Senators.
- » The "Met" played host to the All-Star Game on July 13, 1965. The National League beat the American League 6-5.
- » Met Stadium also played host to the 1965 World Series and playoff games vs. Baltimore in 1969 and 1970.
- » A shared facility, Metropolitan Stadium was also the home of the Minnesota Vikings (1961-1981) and Minnesota Kicks (1976-1981).
- » Met Stadium hosted many memorable outdoor concerts, including The Beatles in 1965 and The Eagles, Pablo Cruz and the Steve Miller Band in 1978.
- » Jack Kralick and Dean Chance tossed the only two no-hitters by Twins pitchers at Metropolitan Stadium. Kralick's was on August 26, 1962 in a 1-0 win vs. Kansas City and Chance's was on August 6, 1967 in a 2-0 win vs. Boston.
- » On June 9, 1966 vs. Kansas City, the Twins set a major league record by hitting five home runs in one inning (Rich Rollins, Zoilo Versalles, Tony Oliva, Don Mincher and Harmon Killebrew).
- » The longest home run ever hit by a Twin was on June 3, 1967 when Harmon Killebrew hit a 520-foot shot off Lew Burdette of the California Angels.
- » While playing at Metropolitan Stadium, Twins players won three MVP Awards (Zoilo Versalles in 1965, Harmon Killebrew in 1969 and Rod Carew in 1977), one Cy Young Award (Jim Perry in 1970), three Rookie of the Year Awards (Tony Oliva in 1964, Rod Carew in 1967 and John Castino in 1979), and one Manager of the Year Award (Sam Mele in 1965).
- » On September 22, 1968, César Tovar became the second player in major league history to play all nine positions in a game. He was also the first position player to start a game on the mound.

"MET" FIRSTS

GAME: April 21, 1961 vs. Washington Senators (WAS 5, MIN 3)
ATTENDANCE: 24,606
GAME TIME TEMP: 63 degrees
PITCHER: Camilo Pascual, Minnesota
BATTER: Marty Keough, Washington (singled)
TWINS BATTER: Zoilo Versalles (popped out)
HIT: Single by Keough, 1st inning
RUN: Keough, 1st inning
SINGLE: Keough, 1st inning
DOUBLE: Lenny Green, Minnesota, 6th inning
TRIPLE: Roy Sievers, Chicago White Sox, May 1, 1961
HOME RUN: Dale Long, Washington, 1st inning
GRAND SLAM: Mickey Mantle, Yankees, May 2, 1961, off Pascual
WALK: Danny O'Connell, Washington, 3rd inning
STRIKEOUT: Joe McClain, Washington, 3rd inning
STOLEN BASE: Jim Landis, Chicago White Sox, April 30, 1961
WINNING PITCHER: McClain
TWINS WIN: Saturday, April 22, 1961 (MIN 5, WAS 4)

"MET" LASTS

GAME: September 30, 1981 vs. Royals (KC 5, MIN 2)
ATTENDANCE: 15,900
GAME TIME TEMP: 56 degrees
PITCHER: Fredie Arroyo, Minnesota
BATTER: Roy Smalley, Minnesota (popped out)
TWINS BATTER: Smalley (pop up)
HIT: Single by Gary Ward, Minnesota, 9th inning
RUN: U L Washington, Kansas City, 4th inning
SINGLE: Ward in 9th inning
DOUBLE: Washington in 4th inning
TRIPLE: George Brett, Kansas City, September 9, 1981
HOME RUN: Clint Hurdle, Kansas City, 4th inning
GRAND SLAM: Lenny Randle, April 27, 1981, off Don Cooper
WALK: Darryl Motley, Kansas City, 9th inning
STRIKEOUT: Ward, 6th inning
STOLEN BASE: Washington, 2nd inning
WINNING PITCHER: Larry Gura, Kansas City
TWINS WIN: Sunday, September 27 (MIN 5, TEX 2)

MINNESOTA TWINS BALLPARKS

HUBERT H. HUMPHREY METRODOME



- » Opened April 3, 1982, the Hubert H. Humphrey Metrodome was home to the Twins for 28 years. It was the third domed facility in baseball and remained the only air-supported structure of its kind until its demolition in January of 2014.
- » The Metrodome is the only stadium in the world to play host to the World Series (1987 and 1991), Major League Baseball's All-Star Game (1985), the Super Bowl (XXVI, 1992) and the NCAA Final Four Basketball Tournament (1992 and 2001).
- » Construction began on December 20, 1979 and was built by the state of Minnesota at a cost of approximately \$68 million.
- » Field dimensions were 343' down the leftfield line, 385' to the leftfield power alley, 408' to dead centerfield, 367' to the rightfield power alley and 327' down the line in right. The fence from leftfield to centerfield was 7' high (plexiglass was above the left field wall from 1985-94, which made the wall 13' high) and the "baggie" in right field was 23' high, including 16' of plastic tarp installed in 1983.
- » **April 14, 1983:** Roof deflated due to tear caused by heavy snow.
- » **May 4, 1984:** Oakland's Dave Kingman hit a ball into one of roof's drainage holes in a fourth inning at-bat. The ball never came down and Kingman was awarded a ground rule double.
- » **April 26, 1986:** Roof suffered slight tear due to high winds, causing a nine minute delay in the bottom of the seventh inning vs. California.
- » **August 29, 1992:** A power outage in the third inning caused a 23 minute delay vs. New York.
- » **August 5, 2001:** A power outage in the area of Minneapolis surrounding the Metrodome caused the air conditioning to shut down, heating the inside of the dome during the game to a temperature of 91 degrees as the Twins fell to the Royals 10-5.
- » **October 2, 2004:** The Twins and Indians were forced to suspend their game after the 11th inning due to a curfew rule in effect for an upcoming University of Minnesota football game.
- » **October 2, 2005:** Upon the conclusion of his 50th year of broadcasting baseball, the Twins re-named the baseball pressbox "The Herb Carneal Press Box" in honor of their long-time radio broadcaster. Carneal died on April 1, 2007.
- » **August 2, 2007:** The Twins and Royals postponed their 12:10 p.m. game a day after the Interstate 35W bridge collapse in Minneapolis.
- » **October 11, 2009:** The Twins lost to the Yankees in the ALDS, marking the club's final game in the Metrodome.
- » **December 19, 2013:** The Vikings defeated the Lions 14-13 in the final sporting event played in the Metrodome.
- » **January 18, 2014:** As a portion of the demolition for the Minnesota Vikings' new stadium, the Metrodome roof was deflated. Demolition was completed in April of 2014.

METRODOME FIRSTS

GAME: April 6, 1982 vs. Seattle (SEA 11, MIN 7)
» **POSTSEASON GAME:** October 7, 1987 (LCS) vs. Detroit
ATTENDANCE: 52,279
GAME TIME TEMP: 70 in/28 out
PITCHER: Pete Redfern, Minnesota
BATTER: Julio Cruz, Seattle (struck out)
TWINS BATTER: Jim Eisenreich (grounded out)
HIT: Solo home run by Dave Engle, Minnesota, 1st inning
RUN: Engle in 1st inning
SINGLE: Jim Maler, Seattle, 3rd inning
DOUBLE: Manny Castillo, Seattle, 3rd inning
TRIPLE: Gary Gaetti, Minnesota, 2nd inning
HOME RUN: Engle in 1st inning
GRAND SLAM: Gary Ward, May 10, 1982, off Boston's Mike Torrez
WALK: Castillo in 5th inning
STRIKEOUT: Cruz in 1st inning
STOLEN BASE: Cruz in 5th inning
WINNING PITCHER: Floyd Bannister, Seattle
TWINS WIN: Wednesday, April 7, 1982 (MIN 7, SEA 5)

METRODOME LASTS

GAME: October 6, 2009 vs. Detroit (MIN 6, DET 5; 12 inn.)
» **POSTSEASON GAME:** October 11, 2009 (ALDS) vs. New York
ATTENDANCE: 54,088
GAME TIME TEMP: 68 in/43 out
PITCHER: Fernando Rodney, Detroit
BATTER: Alexi Casilla (walk-off single)
TWINS BATTER: Casilla (walk-off single)
HIT: Single by Casilla, 12th inning
RUN: Carlos Gómez, 12th inning
SINGLE: Alexi Casilla, 12th inning
DOUBLE: Brandon Inge, Detroit, 10th inning
TRIPLE: Michael Cuddyer, 10th inning
HOME RUN: Magglio Ordoñez, Detroit, 8th inning
GRAND SLAM: Delmon Young, October 2, 2009 off Lenny DiNardo
WALK: Delmon Young, 12th inning
STRIKEOUT: Gerald Laird, Detroit, 12th inning
STOLEN BASE: Gómez, October 4, 2009
WINNING PITCHER: Bobby Keppel
TWINS WIN: Tuesday, October 6, 2009 (MIN 6, DET 5; 12 inn.)

Regular season only

25TH ANNIVERSARY TEAM



In 1986, the Minnesota Twins celebrated 25 years of baseball in Minnesota. As part of that celebration, the Twins held a 25th Anniversary Reunion from July 31 to August 3. The weekend began with a banquet in which the Silver Anniversary Team, voted by fans, was announced. The weekend concluded with an Old Timers game, featuring the 1965 World Series Twins against other former Twins, and a pre-game ceremony honoring the Silver Anniversary Team. Fans were treated to a Camera Night in which they were able to take pictures with their favorite former Twins and received a frameable team poster. Below is the 25th Anniversary Team.

POS	PLAYER	YEARS
LF	Bob Allison	1961-70
CF	César Tovar	1965-72
RF	Tony Oliva	1962-76
3B	John Castino	1979-84
SS	Zoilo Versalles	1961-67
2B	Rod Carew	1967-78
1B	Harmon Killebrew	1961-74
C	Earl Battey	1961-67
LHP	Jim Kaat	1961-73
RHP	Camilo Pascual	1961-66
RP	Al Worthington	1964-69
MGR	Billy Martin	1969

40TH SEASON ANNIVERSARY ALL-TIME TEAM



In 2000, the Minnesota Twins celebrated 40 years of baseball in Minnesota. As part of that celebration, the Twins announced the Twins All-Time Team as part of the ballclub's 40th Season Celebration.

Voting for the Twins All-Time Team was split into three phases to include the fans, Upper Midwest media and former Twins players and coaches. Each group's vote counted one-third toward the final balloting results with the top vote recipients at each position automatically being named to the team. The All-Time Team selection committee reserved the right to name additional players to the final roster based upon overall vote totals.

The All-Time Team took part in an on-field pre-game ceremony on August 12, 2000 and a poster depicting the All-Time Team was given to the first 10,000 fans in attendance, courtesy of the *Star Tribune*.

A total of 93 Twins players and managers were featured on the All-Time Team ballot, which included categories for manager, catcher, first base, second base, third base, shortstop, outfield, right-handed starting pitcher, left-handed starting pitcher, relief pitcher, designated hitter, pinch hitter and utility player.

The Minnesota Twins 40th Season All-Time Team is comprised of 22 members, including 10 members of the club's 25th Anniversary Team: catcher Earl Battey, first baseman Harmon Killebrew, second baseman Rod Carew, shortstop Zoilo Versalles, leftfielder Bob Allison, centerfielder César Tovar, rightfielder Tony Oliva, right-handed pitcher Camilo Pascual, left-handed pitcher Jim Kaat and relief pitcher Al Worthington. The Minnesota Twins 40th Season Anniversary All-Time Team is listed below:

POS	PLAYER	YEARS	POS	PLAYER	YEARS
MGR	Tom Kelly	1986-01	RHP	Bert Blyleven	1970-76, 85-88
C	Earl Battey	1961-67		Jim Perry	1963-72
1B	Kent Hrbek	1981-94		Camilo Pascual	1961-66
2B	Rod Carew	1967-78	LHP	Jim Kaat	1961-73
3B	Harmon Killebrew	1961-74		Frank Viola	1982-89
	Gary Gaetti	1981-90	RP	Rick Aguilera	1989-99
SS	Greg Gagne	1983-92		Jeff Reardon	1987-89
	Zoilo Versalles	1961-67		Al Worthington	1964-69
OF	Bob Allison	1961-70	DH	Paul Molitor	1996-98
	Tony Oliva	1962-76	PH	Randy Bush	1982-93
	Kirby Puckett	1984-95	UTIL	César Tovar	1965-72





ALL-METRODOME TEAM

In 2009, the Minnesota Twins celebrated the final season in the Hubert H. Humphrey Metrodome. As part of that celebration, the Twins held a "Farewell To The Metrodome" weekend and announced the All-Metrodome Team.

Voting for the Twins All-Metrodome Team was split into three phases, including the fans, the Upper Midwest media and a veterans' committee made up of Twins alumni, front office representatives and team historians. In total, more than 100,000 votes were cast by the fans at www.twinsbaseball.com.

The All-Metrodome team took part in an on-field ceremony following the Twins' final scheduled regular season home game on October 4, 2009 vs. the Kansas City Royals. Below are the players that made up the Twins All-Metrodome Team:


POS	PLAYER	YEARS	POS	PLAYER	YEARS
SP	Bert Blyleven	1985-89	2B	Chuck Knoblauch	1991-97
SP	Brad Radke	1995-2006	SS	Greg Gagne	1983-92
SP	Johan Santana	2000-07	3B	Gary Gaetti	1982-90
SP	Frank Viola	1982-89	LF	Dan Gladden	1987-91
RP	Rick Aguilera	1989-99	CF	Torii Hunter	1998-2007
RP	Joe Nathan	2004-09	CF	Kirby Puckett	1984-95
C	Joe Mauer	2004-09	RF	Tom Brunansky	1982-88
1B	Ken Hrbek	1982-94	DH	Paul Molitor	1996-98
1B	Justin Morneau	2003-09	MGR	Tom Kelly	1986-2001

ALL-TIME METRODOME LEADERS

STAT	PLAYER	YEARS	TOTAL	STAT	PLAYER	YEARS	TOTAL
Games	Kirby Puckett	1984-95	914	Wins	Brad Radke	1995-2006	85
At-Bats	Kirby Puckett	1984-95	3,689	Win %	Johan Santana	2000-07	.676
Hits	Kirby Puckett	1984-95	1,269	Saves	Joe Nathan	2004-09	125
Runs	Kirby Puckett	1984-95	626	Games	Eddie Guardado	1993-2003, '08	328
2B	Kirby Puckett	1984-95	239	Starts	Brad Radke	1995-2006	197
3B	Kirby Puckett	1984-95	38	CG	Frank Viola	1982-89	28
HR	Kent Hrbek	1982-94	156	IP	Brad Radke	1995-2006	1,309.1
RBI	Kent Hrbek	1982-94	623	Strikeouts	Brad Radke	1995-2006	839
BB	Kent Hrbek	1982-94	438	ERA	Joe Nathan	2004-09	1.86
AVG	Kirby Puckett	1984-95	.344				



On December 11, 2018, U.S. Bank Stadium unveiled a new plaque on the southwest corner of the stadium's concourse, displaying the original location of the Hubert H. Humphrey Metrodome home plate. Pictured right are (from left to right): University of Minnesota Baseball Coach John Anderson, Kent Hrbek, Tom Kelly and Dave St. Peter. Photo Courtesy of U.S. Bank Stadium/Minnesota Vikings



50 GREATEST TWINS

In 2010, the Minnesota Twins celebrated 50 years of baseball in Minnesota. As part of that celebration, the Twins announced the "50 Greatest Twins." The 50 Greatest Twins were voted upon by local media and Twins historians. The team was introduced as part of the Twins 50th Anniversary Weekend in an on-field pre-game ceremony on September 3, 2010. Former Twins shortstop Greg Gagne, one of the 50 Greatest Twins, was inducted into the Twins Hall of Fame on September 4. Finally, members of the 50 Greatest Twins and local Twins alumni gathered to play the first ever Twins Legends Game on September 5. Below is a complete list of the 50 Greatest Minnesota Twins:

POSITION	PLAYER	YEARS	POSITION	PLAYER	YEARS
Pitcher	Rick Aguilera	1989-99	Outfield/Infield	Gene Larkin	1987-93
Outfield	Bob Allison	1961-70	Manager	Billy Martin	1969
Catcher	Earl Battey	1961-67	Manager	Gene Mauch	1976-80
Pitcher	Bert Blyleven	1970-76, 85-88	Catcher	Joe Mauer	2004-18
Outfield	Lyman Bostock	1975-77	Manager	Sam Mele	1961-67
Outfield	Tom Brunansky	1982-88	Designated Hitter	Paul Molitor	1996-98
Infield	Rod Carew	1967-78	First Base	Justin Morneau	2003-13
Infield	John Castino	1979-84	Pitcher	Jack Morris	1991
Outfield/Infield	Michael Cuddyer	2001-11	Pitcher	Joe Nathan	2004-09
Third Base	Gary Gaetti	1981-90	Outfield	Tony Oliva	1962-76
Shortstop	Greg Gagne	1983-92	Pitcher	Camilo Pascual	1961-66
Manager/Coach	Ron Gardenhire	1991-2014	Pitcher	Jim Perry	1963-72
Outfield	Dan Gladden	1987-91	Outfield	Kirby Puckett	1984-95
Pitcher	Dave Goltz	1972-79	Manager	Frank Quilici	1972-75
Pitcher	Jim "Mudcat" Grant	1964-67	Brad Radke	1995-2006	
Pitcher	Eddie Guardado	1993-2003, 08	Pitcher	Jeff Reardon	1987-89
Outfield	Larry Hise	1973-77	Pitcher	Johan Santana	2000-07
First Base	Kent Hrbek	1981-94	Infield	Roy Smalley	1976-87
Outfield	Torii Hunter	1997-2007, '15	Coach	Rick Stelmazsek	1981-2012
Pitcher	Jim Kaat	1961-73	Pitcher	Kevin Tapani	1989-95
Manager	Tom Kelly	1986-01	Utility	César Tovar	1965-72
Third Base	Harmon Killebrew	1961-74	Infield	Zoilo Versalles	1961-67
Second Base	Chuck Knoblauch	1991-97	Pitcher	Frank Viola	1982-89
Pitcher	Jerry Koosman	1979-81	Outfield/DH	Dave Winfield	1993-94
Third Base	Corey Koskie	1998-2004	Pitcher	Al Worthington	1964-69

TWINS BROADCAST TEAMS

WCCO & WTCN-TV — Ray Scott, Herb Carneal, Bob Wolff, Halsey Hall	Carneal, Gordon KMSP-TV —	Bremer, Blyleven SPANISH RADIO —
1962: WCCO & WTCN-TV — Scott, Carneal, Hall	Robinson, Jim Kaat TWINSVISION —	2011: Alfonso Fernandez, Tony Oliva TIBN —
1963: WCCO & WTCN-TV — Scott, Carneal, Hall	1989: Bremer, Killebrew WCCO —	Gordon, Gladden, Morris, Atteberry, Kurtz, Robinson FSN —
1964: WCCO & WTCN-TV — Scott, Carneal, Hall	Carneal, Gordon WCCO-TV/MSC —	Bremer, Blyleven SPANISH RADIO —
1965: WCCO & WTCN-TV — Scott, Carneal, Hall	1990: Robinson, Kaat, Bremer WCCO —	Fernandez, Oliva TIBN —
1966: WCCO & WTCN-TV — Scott, Carneal, Hall	Carneal, Gordon WCCO-TV/MSC —	2012: Cory Prouv, Gladden, Atteberry FSN —
1967: WCCO & WTCN-TV — Scott, Carneal, Merle Harmon, Hall	Robinson, Kaat, Bremer WCCO —	Bremer, Blyleven, Coomer, Smalley, Morris SPANISH RADIO —
1968: WCCO & WTCN-TV — Scott, Carneal, Harmon, Hall	1991: Carneal, Gordon WCCO-TV/MSC —	Fernandez, Oliva TIBN —
1969: WCCO & WTCN-TV — Carneal, Harmon, Hall	1992: Robinson, Kaat, Bremer WCCO —	2013: Provus, Gladden, Atteberry FSN —
1970: WCCO — Carneal, Ray Christensen, Al Shaver, Hall	Carneal, Gordon WCCO-TV/MSC —	Bremer, Blyleven, Coomer, Smalley, Morris SPANISH RADIO —
WTCN-TV — Carneal, Frank Buetel, Hall	1993: Robinson, Kaat, Bremer, Tom Mee WCCO —	Fernandez, Oliva TIBN —
1971: WCCO — Carneal, Christensen, Hall	Carneal, Gordon, Jim Powell WCCO-TV/MSC —	2014: Provus, Gladden, Atteberry FSN —
WTCN-TV — Buetel, Bob Allison, Hall	Kaat, Bremer, George Frazier, Mee WCCO —	Bremer, Blyleven, Morris, Smalley SPANISH RADIO —
1972: WCCO — Carneal, Christensen, Hall	1994: Carneal, Gordon, Powell WCCO-TV/MSC —	Fernandez, Oliva TIBN —
WTCN-TV — Buetel, Lynn Faris, Hall	Bremer, Al Newman, Tommy John, Bob Carpenter, Chad Hartman WCCO —	2015: Provus, Gladden, Atteberry FSN —
1973: WCCO — Carneal, Christensen	1995: Carneal, Gordon WCCO-TV/MSC —	Bremer, Blyleven, Morris, Smalley SPANISH RADIO —
WCCO-TV — Scott, Ralph Fritz	Bremer, John, Hartman, Gene Larkin, Bert Blyleven, Kent Hrbek, Ryan Lefebvre WCCO —	2016: Fernandez, Oliva TIBN —
1974: WCCO — Carneal, Larry Calton	1996: Carneal, Gordon, Lefebvre WCCO-TV/MSC —	Provus, Gladden, Atteberry FSN —
WTCN-TV — Fritz, Calton	Bremer, John, Blyleven, Lefebvre WCCO —	Bremer, Blyleven, Morris, Smalley SPANISH RADIO —
1975: WCCO — Carneal, Calton	1997: Carneal, Gordon, Lefebvre WCCO-TV/MSC —	Fernandez, Oliva TIBN —
WTCN-TV — Scott, Calton, Joe Boyle	Bremer, Blyleven, Lefebvre WCCO —	2017: Provus, Gladden, Atteberry FSN —
1976: WCCO — Carneal, Frank Quilici	1998: Carneal, Gordon, Lefebvre KMSP-TV/MSC —	Bremer, Blyleven, Morris, Smalley, LaTroy Hawkins, Torii Hunter SPANISH RADIO —
WTCN-TV — Boyle, Harmon Killebrew	Bremer, Blyleven, Lefebvre WCCO —	Fernandez, Oliva TIBN —
1977: WCCO — Carneal, Quilici	1999: Carneal, Gordon, Anthony LaPanta KMSP-TV/MSC —	2018: Provus, Gladden, Atteberry FSN —
WTCN-TV — Boyle, Killebrew	Bremer, Blyleven, Paul Molitor WCCO —	Bremer, Blyleven, Hawkins, Hunter, Justin Morneau, Morris, Smalley SPANISH RADIO —
1978: WCCO — Carneal, Joe McConnell	2000: Carneal, Gordon, Dan Gladden KMSP-TV/MSC —	Fernandez, Oliva TIBN —
WTCN-TV — Boyle, Killebrew	Bremer, Blyleven WCCO —	2019: Provus, Gladden, Atteberry FSN —
1979: WCCO — Carneal, McConnell	2001: Carneal, Gordon, Gladden KMSP-TV/MSC —	Bremer, Blyleven, Hawkins, Kaat, Morneau, Morris, Smalley SPANISH RADIO —
KMSP-TV — Bob Kurtz, Larry Osterman, Killebrew	Bremer, Blyleven WCCO —	Fernandez, Oliva TIBN —
1980: WCCO — Carneal, Quilici	2002: Carneal, Gordon, Gladden FSN —	2020: Provus, Gladden, Atteberry FSN —
KMSP-TV — Kurtz, Osterman	Bremer, Blyleven WCCO —	Bremer, Blyleven, Hawkins, Kaat, Morneau, Morris, Smalley SPANISH RADIO —
1981: WCCO — Carneal, Quilici	2003: Carneal, Gordon, Gladden FSN —	Fernandez, Oliva TIBN —
KMSP-TV — Kurtz, Osterman	Bremer, Blyleven WCCO —	2021: Provus, Gladden, Atteberry Bally Sports North —
1982: WCCO — Carneal, Quilici	2004: Carneal, Gordon, Gladden Victory Sports —	Bremer, Hawkins, Kaat, Morneau, Smalley, SPANISH RADIO —
KMSP-TV — Kurtz, Osterman	Bremer, Blyleven WCCO —	Fernandez, Oliva TIBN —
1983: WCCO — Carneal, Tim Moreland, Ron Weber, Pat Hughes	2005: Carneal, Gordon, Gladden FSN —	Provus, Gladden, Atteberry Bally Sports North —
KMSP-TV — Kurtz, Osterman	Bremer, Blyleven WCCO —	Bremer, Hawkins Morneau, Perkins, Smalley SPANISH RADIO —
SPECTRUM SPORTS — Dick Bremer, Hughes	2006: Carneal, Gordon, Gladden FSN —	Fernandez, Oliva TIBN —
1984: WCCO — Carneal, Joe Angel	Bremer, Blyleven SPANISH RADIO —	Provus, Gladden, Atteberry Bally Sports North —
KMSP-TV — Kurtz, Ted Robinson	Alfonso Fernandez, Tony Oliva TRN —	Bremer, Hawkins Morneau, Perkins, Smalley SPANISH RADIO —
SPECTRUM SPORTS — Bremer, Killebrew	2007: Gordon, Gladden, Jack Morris, Kris Atteberry FSN —	Fernandez, Oliva TIBN —
1985: WCCO — Carneal, Angel	Bremer, Blyleven SPANISH RADIO —	Provus, Gladden, Atteberry Bally Sports North —
KMSP-TV — Kurtz, Killebrew	Alfonso Fernandez, Tony Oliva TRN —	Bremer, Hawkins Morneau, Perkins, Smalley SPANISH RADIO —
SPECTRUM SPORTS — Bremer, Killebrew	Gordon, Gladden, Morris, Atteberry FSN —	Fernandez, Oliva TIBN —
1986: WCCO — Carneal, Angel	2008: Bremer, Blyleven SPANISH RADIO —	2024: Atteberry, Gladden, Molitor, Perkins Bally Sports North —
KMSP-TV — Kurtz, Killebrew	Alfonso Fernandez, Tony Oliva TRN —	Provus, Hawkins Morneau, Perkins, Plouffe, Smalley, Span SPANISH RADIO —
WCCO — Carneal, John Gordon, John Rooney	Gordon, Gladden, Morris, Atteberry FSN —	Fernandez, Oliva TIBN —
KMSP-TV — Killebrew, Rooney, Gordon	Bremer, Blyleven SPANISH RADIO —	2025: Atteberry, Gladden, Molitor, Perkins Twins TV —
TWINSVISION — Bremer, Quilici	2010: Alfonso Fernandez, Tony Oliva TIBN —	Provus, Hawkins Morneau, Perkins, Plouffe, Span SPANISH RADIO —
1988: WCCO —	Gordon, Gladden, Morris, Atteberry FSN —	Fernandez, Oliva



TREASURE ISLAND BASEBALL NETWORK



2025 marks the 20th season that the Minnesota Twins control their radio broadcast rights. More than 80 stations in the five-state area carry Twins games and comprise the Treasure Island Baseball Network. In the Minneapolis-St. Paul market, the Twins can be heard on News Talk 830 WCCO, KMNB 102.9 FM The Wolf and streamed on the Audacy app. In 2022, the geo-fence for that live stream was expanded to include the entirety of Twins Territory. The live stream is available for no charge through the Audacy app, website and via smart speakers. Prior to the 2020 season, the Twins and Audacy added a FM simulcast of Twins Baseball on the 100,000 watt 102.9 The Wolf. The move back to WCCO and Audacy in 2018 marked the return to their original broadcast partner, the Twins home for their first 47 years. The Twins were broadcasted on Go 96.3 for five seasons from 2013-17 and ESPN 1500 for six seasons from 2007-12.

The Twins employ an in-house production team that produces the game broadcasts including pre-game and post-game shows that air on network affiliates. In addition, the network team produces "Inside Twins" that airs Wednesday nights throughout the offseason. During the season, fans across Twins Territory can listen to "Inside Twins" which airs prior to Sunday pregame shows

and features Twins President of Business & Baseball Operations Derek Falvey, General Manager Jeremy Zoll, Twins Manager Rocco Baldelli and other front office staff. This show runs all season and gives fans access into the inner workings of Twins baseball as well as a glimpse through the eyes of the Manager.

In 2007 the Twins, in partnership with the Minnesota News Network, assumed control and development of the Twins Radio Network with Treasure Island Resort & Casino, becoming the first-ever naming rights partner for the network in 2010. Historically, the Treasure Island Baseball Network has been one of the largest in all of Major League Baseball with hometown radio partners bringing Twins baseball to fans across five states.

The Twins also broadcast 50 games in Spanish. Alfonso Fernandez begins his 20th season as play-by-play voice, with Hall of Famer Tony Oliva as the analyst. Games in Spanish can be heard via a stream on LosTwins.com simply by signing in with a free MLB account and is also carried on the SAP channel during Twins.TV broadcasts.

John Gordon Award — Twins Radio Affiliate of the Year

Named after legendary Twins broadcaster, John Gordon, this honor is awarded annually to the Twins radio affiliate that demonstrates the best of Twins Territory in its commitment to the Minnesota Twins and its community.

2012 -- KMGH in Montevideo, MN
2013 -- WELY in Ely, MN
2014 -- KROC in Rochester, MN
2015 -- WJON in St. Cloud, MN
2016 -- WYRQ in Little Falls, MN

2017 -- KFGO in Fargo, ND
2018 -- KTOE in Mankato, MN
2019 -- WCMP in Pine City, MN
2020 -- KNUJ in New Ulm, MN
2021 -- WMOZ in Moose Lake, MN

2022 -- KARP/KGLB in Dassel/Glencoe, MN
2023 -- KDLM in Detroit Lakes, MN
2024 -- KROX in Crookston, MN

TREASURE ISLAND BASEBALL NETWORK

CITY	STATION	ON DIAL	CITY	STATION	ON DIAL	CITY	STATION	ON DIAL
MINNESOTA:			NORTH DAKOTA:					
Twin Cities	WCCO-AM	830	Marshall	KMHL-AM	1400/101.7 FM	Bismarck	KXMR-AM	710
Aitkin	KMNB-FM	102.9	Montevideo	KMGH-FM	105.5	Devils Lake	KDLR-AM	1240/99.7 FM
Albert Lea	KKIN-FM	94.3	Moose Lake	WMOZ-FM	106.9	Dickinson	KLTC-AM	1460
Alexandria	KATE-AM	1450	Morris	KMRS-AM	1230/107.7 FM	Fargo	KF60-AM	790/94.1 FM
Austin	KULO-FM	94.3	New Prague	KCHK-AM	1350/106.7 FM		KF60-FM	104.7 FM
Bagley/Fosston	KAUS-AM	1480	New Ulm	KNUJ-AM	860/97.3 FM	Grand Forks	KNOX-AM	1310/107.9 FM/103.3 FM
Bemidji	KKCQ-FM	96.7	Northfield	KYMN-AM	1080/95.1 FM	Jamestown	KQDJ-AM	1400/107.1 FM
Benson	KBUN-AM	1450/100.1 FM/94.9 FM	Ortonville	KDIO-AM	1350/94.5 FM	Mayville	KMAV-FM	105.5
Blackduck	KBMO-AM	1290/103.5 FM	Owatonna	KRFO-AM	1390/94.7 FM	Minot	KCBJ-AM	910
Brainerd	KBUN-FM	104.5	Park Rapids	KDKK-FM	97.5 FM	Valley City	KOVC-AM	1490/96.3 FM
Crookston	KUAL-FM	103.5	Pine City	WCMP-FM	100.9			100.3 FM
	KROX-AM	1260/105.7 FM	Preston	KFIL-FM	103.1	Wahpeton	KBMW-AM	1450/94.3 FM
		92.1 FM	Red Wing	KWNG-FM	105.9			
Detroit Lakes	KDAL-AM	1340/93.1 FM/96.9 FM	Rochester	KROC-AM	1340/96.9 FM	SOUTH DAKOTA:		
Duluth	KDAL-AM	610/103.9 FM	Roseau	KRWB-AL	1410 AM/102.9 FM	Aberdeen	KGIM-AM	1420 AM/98.5 FM
Eveleth	KRBT-AM	1340/104.9 FM	St. Cloud	WJON-AM	1240/95.3 FM	Huron	KOKK-AM	1210/105.1 FM
Fairmont	KSUM-AM	1370/97.1 FM	Sleepy Eye	KNUJ-FM	107.3	Pierre	KGFX-AM	1060/103.1 FM
Fergus Falls	KBRF-AM	1250	Thief River Falls	KTRF-AM	1230/93.3 FM	Sioux Falls	KS00-AM	1000/102.3 FM
Glencoe	KGLB-AM	1310/96.1 FM	Wabasha	WPVW-AM	1190/99.7 FM	Watertown	KWAT-AM	950
Glennwood	KMGK-FM	107.1	Wadena	KWAD-AM	920/101.7 FM	Yankton	WNAX-AM	570/96.9 FM
Grand Rapids	KOZY-AM	1320/93.1 FM	Willmar	KDJS-AM	1590/105.7 FM			
Hibbing	WMFG-AM	1240	Windom	KDOM-AM	1580	WISCONSIN:		
Int'l Falls	KGHS-AM	1230/95.3 FM	Windom	KDOM-FM	103.1 FM	Eau Claire	WBIZ-AM	1400/98.7 FM
Little Falls	WYRQ-FM	92.1	Winona	KWNO-AM	1230/98.7 FM			
Luverne	KQAD-AM	800	Worthington	KWOA-AM	730/100.3 FM			
Mankato	KTOE-AM	1420/102.7 FM						
		98.7 FM	IOWA:					
			Mason City	KGLO-AM	1300			
			Spencer	KICD-AM	1240/102.5 FM			



TWINS 2025 RADIO BROADCASTERS



KRIS ATTEBERRY

TWINS PLAY-BY-PLAY/ANALYST

Kris Atteberry begins his second season as the Twins radio lead play-by-play voice after 17 seasons hosting the Pregame Lineup Card and Postgame Download on the Twins Radio Network as well as providing play-by-play and analysis for select games. Kris has also called men's and women's college basketball on CBS Sports Network.

Kris joined the Twins after spending five summers (2002-06) calling games on radio and television for the St. Paul Saints. Prior to joining the Saints, Kris spent three seasons as the lead broadcaster for the Sioux Falls Canaries. Additionally, he has broadcast men's basketball at Cal State Fullerton, as well as basketball, volleyball and baseball at Pepperdine

University. From 2002 to 2006 he served as the voice of Montana State football and basketball, twice earning Montana Sportscaster of the Year accolades.

Atteberry, 52, is a native of Bozeman, MT and a 1996 graduate of Stanford University where, in addition to earning a degree in English Literature, he was awarded a National Association of Athletic Directors post-graduate scholarship for his broadcast work with Cardinal athletics.

Kris, his wife, Jennifer, and daughter, Jessica, reside in southwest Minneapolis.



DAN GLADDEN

TWINS ANALYST/PLAY-BY-PLAY

Former Twin Dan Gladden enters his 27th year in the Twins radio broadcast booth and his 23rd as a full-time analyst.

Gladden played in the major leagues for 11 years and retired from professional baseball following the 1994 season. He finished his career batting .270 with 203 doubles, 40 triples, 74 home runs, 446 RBI and 222 stolen bases in 1,197 games.

He made his big league debut in 1983 with the San Francisco Giants, with whom he played for three seasons, and was named to both Topps and *Baseball Digest* All-Rookie teams in 1984. He was acquired along with pitcher David Blakely by Minnesota in exchange for pitchers Jose Dominguez, Bryan Hickerson and Ray Velasquez on

March 31, 1987 and spent five years with the Twins before signing as a free agent with Detroit in 1992. He spent his last year in professional baseball playing for the Yomiuri Giants of the Japan Central League in 1994. From there, Gladden was a major league advance scout for the Colorado Rockies from 1996-98 and a minor league roving instructor for San Francisco in 1999.

Gladden was inducted to the Twins Hall of Fame as part of the Class of 2022, and was a key ingredient in the Twins 1987 and 1991 World Championship teams. His grand slam in Game 1 of the 1987 Series vs. St. Louis capped a seven-run fourth inning and he scored the game-winning run in the 10th inning in Game 7 of the 1991 Series vs. Atlanta.

Dan and his wife, Janice, make their home in Eden Prairie, MN. His daughter Ashley is married to Joe Gaetti, son of Twins Hall of Famer Gary Gaetti, and lives in Minnesota with their two children, Luca and Malone. Daughter Whitney currently also lives in Minnesota with son, Maxwell.

PAUL MOLITOR

TWINS RADIO ANALYST

See page 42



GLEN PERKINS

TWINS TELEVISION, PRE & POST GAME ANALYST/TWINS RADIO ANALYST

The 2025 season will mark Minnesota native Perkins' seventh season in a broadcasting role for the Twins, after beginning as a pre and post game analyst in 2019. He is slated to serve both in that role and as a color analyst for select Twins television broadcasts in 2025. Perk will also be mixed into a handful of radio analyst duties for the 2025 season, joining Kris Atteberry and Dan Gladden.

The St. Paul native was selected by the Twins in the first round (22nd overall) of the 2004 First-Year Player Draft out of the University of Minnesota. The southpaw made his major league debut on September 21, 2006 and spent his entire 12-year career with the Twins, going 35-25 with a 3.88 ERA (624.1 IP, 269 ER), 120 saves, 158

walks and 504 strikeouts in 409 games (44 starts). He ranks among the club's all-time pitching leaders in saves (3rd), games finished (228, 5th) and games played (6th).

Perkins is one of eight players in Twins history to spend their entire career (min. 10 years played) with the club. He was also a three-time All-Star (2013-15) and earned the save in the American League's 5-3 win in the 2014 MLB All-Star Game at Target Field.

TREASURE ISLAND BASEBALL NETWORK PRODUCTION CREW

Executive Producer/HostMark Genosky
Associate Producers.....Riley Swenson, Andrew Cornelius

Senior Director of BroadcastAndrew Halverson
Assistant Producer/Host.....John Vittas

SPANISH LANGUAGE RADIO BROADCAST



The Twins will broadcast 50 Spanish language games through a stream on the homepage of LosTwins.com. In addition to the stream, these broadcasts will be transmitted via SAP (secondary audio program) on the Twins television partner Twins.TV. The Twins, who were the first professional sports team in the Twin Cities market to broadcast games

in Spanish, return Hall of Famer and color analyst Tony Oliva, and play-by-play announcer Alfonso Fernandez, to the broadcast booth for their 20th season together. All 50 games will include a 15 minute pre- and post-game show.



ALFONSO FERNANDEZ

SPANISH RADIO, PLAY-BY-PLAY

Fernandez begins his 20th season in 2025 with the Minnesota Twins serving as the Spanish play-by-play announcer.

Fernandez also served as the Spanish broadcast voice for the Minnesota Timberwolves from 2005-15.

Fernandez has called the action in Spanish for five other professional sports teams including the Minnesota Vikings (2005-09), the Los Angeles Clippers (1993-95), the Los Angeles Lakers (1988-90) and the Los Angeles Rams (1987-91).

He was the first to broadcast basketball in Spanish in the Los Angeles area and has spent 33 years behind the microphone. Fernandez and his wife, Rosalia, daughter, Angela, and son, Jared, make their home in Apple Valley, MN.



TONY OLIVA

SPANISH RADIO, ANALYST

Pedro 'Tony' Oliva Jr., or 'Tony-O' to those who followed his 24-year career as a Twins player and coach, was a man who seemed to excel in all aspects of the game. He could hit for power and average, run, field and throw, and his versatility made him one of the most feared hitters of his day. He was inducted to the National Baseball Hall of Fame on July 24, 2022.

Tony-O collected 1,917 hits and retired with a .304 career average. He is the only player to win batting titles in his first two seasons and was the winner of three in his 15-year career. His prowess as a hitter was demonstrated in the fact that he led the league in hits five times, and his 220 career home runs rank fourth all-time among Twins.

Oliva, the 1964 American League Rookie of the Year, began his coaching career in 1976. He also works as a hitting instructor in the Twins minor league system and scouts for the club. He had his number 6 retired July 14, 1991 and was selected to the Twins 25th Anniversary Team in 1986 and the 40th Season Anniversary All-Time Team in 2000. He was inducted into the Twins Hall of Fame on August 12, 2000, and was named one of the "50 Greatest Twins" in 2010. In 2013, he became the eighth ever recipient of the Herb Carneal Lifetime Achievement Award.





Watching Minnesota Twins baseball has never been easier and more accessible! In partnership with Major League Baseball, Twins.TV is available throughout Twins Territory on linear television via cable, satellite and multichannel video providers, or streamed in-market — **for the first time ever with NO blackouts for fans in Minnesota, Iowa, North Dakota, South Dakota and western Wisconsin** — via the MLB.TV direct-to-consumer (DTC) platform. Thanks to the blackout-free DTC option, Twins.TV broadcasts now reach approximately 4.4 million homes — a 307% increase.

Beginning in 2025, fans can watch Twins baseball when, where and how they choose!

DIRECT TO CONSUMER (DTC) STREAMING

Subscription Packages: In-market fans throughout Twins Territory (all of Minnesota, Iowa, North Dakota and South Dakota, along with western Wisconsin) can watch all regular season Twins games (except exclusive national broadcasts) with one of the following direct-to-consumer Twins.TV streaming subscription packages:

- **Twins.TV Yearly Subscription:** \$99.99 — or less than \$1 per game — enables fans to watch all Twins locally distributed regular season games in 2025, live or on demand, with no in-market blackouts.
- **Twins.TV Monthly Subscription:** For \$19.99 per month, in-market fans can watch all Twins locally-distributed games played in that month, live or on demand, with no blackouts.
- **MLB.TV All Teams + Twins.TV Subscription:** For \$199.99, Twins Territory fans can watch all out-of-market Major League Baseball regular season games and all regular season Twins games (subject to national exclusivities), live or on demand, with no blackouts.

Connected Devices: Twins.TV is accessible via Amazon Fire TV, Android TV, Apple TV, Chromecast, LG, PlayStation, Roku, Samsung, Xbox and Xumo, along with the MLB App on Apple and Android devices.

LINEAR TELEVISION

Linear Television Options: In-market fans throughout Twins Territory (all of Minnesota, North Dakota and South Dakota, along with northern Iowa and western Wisconsin) can watch all regular season Twins games (except exclusive national broadcasts) via the Twins.TV linear broadcast channel, which will be available through similar satellite and cable providers as in years past. Authenticated pay TV providers will also be able to authenticate to the Twins.TV streaming app.

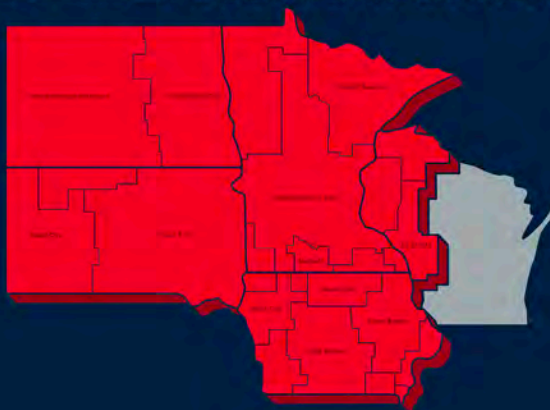
PRODUCTION ENHANCEMENTS AND SPECIAL FEATURES

Fans who purchase any Twins.TV streaming subscription or watch via linear television will benefit from many enhancements to the game production and in-platform DTC user experience, with special features including:

- **Exclusive New Cameras and Player Access:** Twins.TV broadcasts of select home games at Target Field will include special features normally reserved for nationally-televised games including Ump Cam, Wire Cam, a new RF camera with a shallow depth-of-field look and increased access such as in-game interviews with players.
- **Exclusive Live Look-Ins:** Twins.TV broadcasts will also feature live look-ins to the MLB Replay Operations Center and, thanks to the MLB-led production of MiLB.TV, exclusive live look-ins on Twins minor league affiliate game broadcasts during major league rain delays, injury rehabilitation assignments, big moments for top prospects and more.
- **Special User Experience Features (DTC only):** Twins.TV subscribers will have access to high-definition game feeds, live game DVR and in-game playback controls like clickable linescores and box scores. Select streaming platforms will also feature a special Catchup Mode with a selection of in-game highlights designed to ensure fans can get up to speed on games already in progress.
- **Award-winning Broadcast and Production Talent:** Three-time Minnesota Sportscaster of the Year Cory Provus is the play by-play voice for Twins.TV; he is joined on air by Twins Hall of Famer Justin Morneau (primary analyst), Twins alumni LaTroy Hawkins (analyst), Glen Perkins (analyst), Trevor Plouffe (analyst), Denard Span (analyst) and Tim Laudner (pre and postgame host), and experienced voices Audra Martin (reporter) and Katie Storm (pre and postgame host). Twins.TV broadcasts will be led multi-time Emmy Award winning producer Trevor Fleck.



DTC DISTRIBUTION



TWINS 2025 TELEVISION BROADCASTERS



CORY PROVUS TWINS PLAY-BY-PLAY/ANALYST

Cory Provus begins his second season as the lead television voice for Minnesota Twins baseball in 2025 after being the lead play-by-play man for the Twins radio broadcast team since 2012. Provus, 46, is a three-time winner (2015, 2020 & 2022) of the Minnesota Sportscaster of the Year by the National Sports Media Association. Prior to joining the Twins, Provus spent the previous three seasons (2009-11) in Milwaukee, where he did play-by-play with Hall of Famer Bob Uecker on WTMJ-AM and the Brewers Radio Network.

The Chicago native began his MLB broadcast career in 2007 as the Cubs pre- and post-game show host. He also handled play-by-play duties, backing up Hall of Famer Pat Hughes during games and anchored the morning and afternoon drive sportscasts as a reporter for WGN-AM in Chicago. In the offseason, Provus broadcasts college football and basketball for Big Ten Network.

In June of 2006, Provus was named the voice of the University of Alabama-Birmingham Blazers, where he handled radio play-by-play for UAB football, men's basketball and baseball. While at UAB, he was named the 2006 Radio Sportscaster of the Year by the Alabama Broadcasters Association. Provus also has various experience hosting studio shows, managing production and doing play-by-play for various International Sports Properties. He handled play-by-play for the Conference USA Football Championship Game, the ACC Men's Basketball Tournament and various play-by-play duties for Georgia Tech, Wake Forest and Virginia Tech baseball, football and basketball.

A graduate of the S.I. Newhouse School of Public Communications at Syracuse University, Provus also worked at WAER-FM in Syracuse from 1996-2000, handling radio play-by-play and acting as studio host for Orange football, basketball and lacrosse.

Provus, his wife, Dana, and their two kids, make their home in Minnetonka, MN.

LATROY HAWKINS TWINS TELEVISION, COLOR ANALYST

See page 41

JUSTIN MORNEAU TWINS TELEVISION, COLOR ANALYST

See page 41



TREVOR PLOUFFE TWINS TELEVISION, PRE & POST GAME ANALYST

The 2025 season will be Trevor's third season as a member of the Twins television broadcast team.

Plouffe played nine seasons in the major leagues, including seven as a member of the Twins, from 2010-16. While with the Twins, he played in 723 games, hitting .247 (651-for-2638) with 148 doubles, 10 triples, 96 home runs, 357 RBI and 332 runs scored. He ranks near the top of several offensive categories in Target Field's history, including home runs (55), games (382), hits (359) and RBI (191). Trevor was drafted by the Twins in the first round (20th overall) of the 2004 First-Year Player Draft out of Crespi Carmelite High School in Encino, CA.

Plouffe has been involved in several media endeavors following his playing career, including Jomboy Media, where he co-hosts "Talkin' Baseball," as well as co-hosting a podcast called "Baseball Today" on YouTube.



DENARD SPAN TWINS TELEVISION, PRE & POST GAME ANALYST

Denard will be part of the Twins television team for his second season in 2025 after working for the Tampa Bay Rays television broadcast team in 2023 as an analyst for Bally Sports Sun.

Span played 11 seasons in Major League Baseball, spending five seasons with the Twins from 2008-12, hitting .284 (669-for-2354) with 104 doubles, 36 triples, 23 home runs, 230 RBI, 360 runs scored and 90 stolen bases; he still ranks 11th on the club's all-time list in steals. The Tampa, FL native was drafted by the Twins in the first round (20th overall) of the 2002 First-Year Player Draft out of Tampa Catholic High School. He was the winner of the Bill Boni Award for Twins Outstanding Rookie in 2008, the Carl R. Pohlad Award for Outstanding Community

Service in 2012 and the Mike Augustin Award for Media Good Guy in 2009.

Denard's wife, Anne (Schleper) is a native of St. Cloud, MN and won a silver medal in women's hockey at the 2014 Olympic Games in Sochi. The couple make their home in the Tampa area with their two sons.

TWINS TELEVISION PRODUCTION CREW

Producers.....	Rick Palermo, Trevor Fleck
Directors.....	Matt Gangl, Matt Laaksonen, Jordan Austin
Pre/Post Game Producer.....	Halley Harris
Pre/Post Game Host.....	Anthony LaPanta, Katie Storm
Sideline Reporters.....	Audra Martin
Pre/Post Game Analysts.....	Tim Laudner, Glen Perkins, Trevor Plouffe, Denard Span
Graphics.....	Mike Mee, Tom Mee

MINNESOTA TWINS MEDIA POLICIES

This is an abbreviated version of the Twins' media policies for the 2024 regular season; for the club's full policies, please visit the Twins' club content page on [credentials.mlb.com](https://www.mlb.com/credentials) or contact the Twins directly.

CREDENTIALS

Full season credentials will be issued for 2025 regular season games at Target Field to media who will cover approximately 70 percent of Twins home games. BBWAA cards and Gold Cards will be accepted for the 2025 season; cardholders are not required to notify the Twins in advance but are asked to do so. Daily credentials are also available and single-day credential requests must be submitted online through [credentials.mlb.com](https://www.mlb.com/credentials) at least 24 hours ahead of the requested date. No other credential requests will be accepted, via email or otherwise. The application deadline for each day will be 5:00 p.m. CT the day before. If media members are approved for a daily credential and cannot attend, please notify the Twins Communications staff as soon as possible. By submitting a request and receiving a media credential for access to Target Field, a media member will be required to observe all MLB and Twins rules. Credentials are not transferable and are subject to terms and conditions. The Twins also reserve the right to designate credential access to media.

MEDIA ENTRY/PARKING

Media will pick up credentials and enter through the Target Field Media Entrance, located off Target Plaza between Gates 29 and 34. The media entrance will open three hours before first pitch for day games and 4.5 hours before first pitch for night games. The Twins do not provide gameday parking for media; media are recommended to park in the various City of Minneapolis parking ramps adjacent to Target Field, namely Ramps A, B and C, and the Hawthorne Ramp.

PRESSBOX ACCESS

The Herb Carneal Pressbox is located on Level 2 at Target Field, near the Thrivent Club. Seating charts will be in effect for select games with high media capacity (including the Home Opener) and media are asked to follow the charts when posted. Every game, priority seating access will be given to affiliates who routinely cover the Twins and/or the opposing team.

MEDIA DINING

The Twins Room, located on the Service Level (-2) near the Press Elevator, will be open for media dining during the 2024 season. It will open one hour prior to gates opening, stay open until game time and cost \$13. Cash will not be accepted.

INTERVIEWS

Most interviews may be conducted on the field during batting practice where the manager, players and coaches are usually available, as long as the interview does not interrupt their pre-game routine. Members of the media must stay in foul territory between first and third base. In-depth interviews that require more time with a player should be pre-arranged through the Twins Communications department. Reporters and broadcasters must leave the field, with photographers reporting to their assigned photo positions, no later than one-half hour before game time.

CLUBHOUSE ACCESS

Clubhouse access will be limited to members of the Baseball Writers' Association of America (BBWAA) and to coverage reporters of area daily newspapers, radio and TV stations. The Twins clubhouse will be open to media with clubhouse credentials until one hour prior to each game and then reopen no longer than 10 minutes following each game; pregame clubhouse timings could vary, so please check with a member of the Twins Communications department for precise timings. Still photographers are not allowed in the clubhouse at any time. On the occasion of a team meeting, the clubhouse will be closed until the conclusion of the meeting. Clubhouse access is limited to the player-locker area and the manager's office. The training room, dining room and weight room are off-limits to everyone except the manager, coaches, players and Twins officials. The dugout is off limits during the game for everyone except the manager, coaches, players, trainers and certain Club officials.

GAMEDAY INFORMATION

Printed materials (game notes, rosters, lineup sheets, statpicks, etc.) will be available in both the Twins Communications Office and pressbox on gamedays. These materials will also be electronically disseminated to media when available and can be found on twinspressbox.com.

PHOTOGRAPHERS AND VIDEOGRAPHERS

Due to a limited number of on-field photo spots, the first and third base photo wells are limited to local newspapers, wire services, Twins photographers and whomever is assigned for that particular game. As an alternative, the Twins can provide designated photo positions around the concourse. Photographers assigned to the on-field locations should remain in the photo wells at all times during the game. Photographers in the photo wells should leave or change locations between innings only. Photos are allowed during batting practice, but photographers must remain on the dirt in foul territory, between first and third base. No photographs are to be taken from the baseball pressbox. The Target Field photo workroom is located on the Service Level (-2) down the Media Field Access Tunnel near the Baseball Communications Office.

FOR ADDITIONAL INFORMATION including interview or information requests, contact: Dustin Morse (DustinMorse@twins.com), Mitch Hestad (MitchHestad@twins.com), Matt Hodson (MattHodson@twins.com), Nina Zimmerman (NinaZimmerman@twins.com) or Mauricio Ortiz (mauricioortiz@twins.com).

PRE-GAME WORKOUT SCHEDULE AT TARGET FIELD

12:10 PM START

Twins Hitting	9:20-10:20
Visitors Hitting	10:20-11:20
Field Preparation	11:20-Game Time

6:10 PM START

Twins Hitting	3:20-4:20
Visitors Hitting	4:20-5:20
Field Preparation	5:20-Game Time

1:10 PM START

Twins Hitting	10:20-11:20
Visitors Hitting	11:20-12:20
Field Preparation	12:20-Game Time

6:40 PM START

Twins Hitting	3:50-4:50
Visitors Hitting	4:50-5:50
Field Preparation	5:50-Game Time

3:05/3:10 PM START

Twins Hitting	12:20-1:20
Visitors Hitting	1:20-2:20
Field Preparation	2:20-Game Time

7:10 PM START

Twins Hitting	4:20-5:20
Visitors Hitting	5:20-6:20
Field Preparation	6:20-Game Time

CHAIRPERSON - TWIN CITIES CHAPTER BASEBALL WRITERS' ASSOCIATION OF AMERICA

1961	Charles Johnson.....	Minneapolis Star and Tribune	1994	Bob Sansevere.....	St. Paul Pioneer Press
1962	Bill Boni.....	St. Paul Dispatch-Pioneer Press	1995	Scott Miller.....	St. Paul Pioneer Press
1963	Tom Briere.....	Minneapolis Tribune	1996	Ron Lesko.....	Associated Press
1964	Arno Goethel.....	St. Paul Pioneer Press	1997	Dan Barreiro.....	Star Tribune
1965	Bob Martel.....	United Press International	1998	Jim Souhan.....	Star Tribune
1966	Bill Hengen.....	Minneapolis Star	1999	Greg Johnson.....	St. Paul Pioneer Press
1967	Lew Ferguson.....	Associated Press	2000	La Velle E. Neal III.....	Star Tribune
1968	Glenn Redmann.....	St. Paul Dispatch	2001	Gordon Wittenmyer.....	St. Paul Pioneer Press
1969	Sid Hartman.....	Minneapolis Tribune	2002	Dave Campbell.....	Associated Press
1970	Mike Lamey.....	Minneapolis Star	2003	La Velle E. Neal III.....	Star Tribune
1971	Bob Fowler.....	St. Paul Pioneer Press	2004	La Velle E. Neal III.....	Star Tribune
1972	Dick Gordon.....	Minneapolis Star	2005	La Velle E. Neal III.....	Star Tribune
1973	Pat Thompson.....	Associated Press	2006	La Velle E. Neal III.....	Star Tribune
1974	Dan Stoneking.....	Minneapolis Star	2007	La Velle E. Neal III.....	Star Tribune
1975	Patrick Reusse.....	St. Paul Pioneer Press	2008	La Velle E. Neal III.....	Star Tribune
1976	Jon Roe.....	Minneapolis Tribune	2009	La Velle E. Neal III.....	Star Tribune
1977	Carl Peterson.....	St. Paul Pioneer Press	2010	La Velle E. Neal III.....	Star Tribune
1978	Max Nichols.....	Minneapolis Star	2011	La Velle E. Neal III.....	Star Tribune
1979	Mike Augustin.....	St. Paul Pioneer Press	2012	La Velle E. Neal III.....	Star Tribune
1980	Scott Papillon.....	Associated Press	2013	Pat Borzi.....	MinnPost.com
1981	Doug Grow.....	Minneapolis Star	2014	Pat Borzi.....	MinnPost.com
1982	Joe Soucheray.....	Minneapolis Tribune	2015	Pat Borzi.....	MinnPost.com
1983	Charley Walters.....	St. Paul Pioneer Press	2016	Mike Berardino.....	Pioneer Press
1984	Howard Sinker.....	Minneapolis Star and Tribune	2017	La Velle E. Neal III.....	Star Tribune
1985	Curt Brown.....	St. Paul Pioneer Press Dispatch	2018	Dave Campbell.....	Associated Press
1986	Carrie Muskat.....	United Press International	2019	Pat Borzi.....	MinnPost.com
1987	Gregg Wong.....	St. Paul Pioneer Press Dispatch	2020	La Velle E. Neal III.....	Star Tribune
1988	Mike Nadel.....	Associated Press	2021	Betsy Helfand.....	Pioneer Press
1989	Mark Vancil.....	Minneapolis Star Tribune	2022	Dan Hayes.....	The Athletic
1990	Tom Powers.....	St. Paul Pioneer Press Dispatch	2023	Do-Hyoung Park.....	MLB.com
1991	Jeff Lenihan.....	Star Tribune	2024	Dave Campbell.....	Associated Press
1992	Jim Caple.....	St. Paul Pioneer Press	2025	Pat Borzi.....	MinnPost.com
1993	Steve Aschburner.....	Star Tribune			

BBWAA - TWIN CITIES CHAPTER

Pat Borzi At Large	Aaron Gleaman The Athletic	La Velle E. Neal III Star Tribune	Joe Smith Honorary Member
Dennis Brackin Honorary Member	Dan Hayes The Athletic	Bobby Nightengale Star Tribune	Jim Souhan Star Tribune
Dave Campbell Associated Press	Betsy Helfand St. Paul Pioneer Press	Do-Hyoung Park MLB.com	John Shipley St. Paul Pioneer Press
Joe Christensen Star Tribune	Kenny Jackelen Baseball Reference	Tom Powers Honorary Member	Charley Walters St. Paul Pioneer Press
Glen Crevier Honorary Member	Chris Miller Star Tribune	Patrick Reusse Star Tribune	Gregg Wong Honorary Member
Patrick Donnelly Associated Press	Phil Miller Star Tribune	Bob Sansevere Honorary Member	
Barry Fritz Honorary Member	Matthew Leach MLB.com	Howard Sinker At Large	

ROBERT O. FISHEL AWARD - PUBLIC RELATIONS EXCELLENCE

YEAR	WINNER	CLUB	YEAR	WINNER	CLUB	YEAR	WINNER	CLUB
1981	Robert O. Fishel.....	AL	1996	Bill Guifoile.....	HOF	2011	Jim Trdinich.....	PIT
1982	Robert W. Brown.....	BAL	1997	Dick Bresciani.....	BOS	2012	Staci Slaughter.....	SF
1983	Larry Shenk.....	PHI	1998	Jay Horwitz.....	NYM	2013	Tim Hevly.....	SEA
1984	Arthur E. Patterson.....	CAL	1999	Bob DiBiasio.....	CLE	2014	Jason Zillo.....	NY
1985	Jim Ferguson.....	CIN	2000	Tim Mead.....	ANA	2015	Brian Bartow.....	STL
1986	Fred Claire.....	LAD	2001	Rob Matwick.....	HOU	2016	Bart Swain.....	CLE
1987	Jim Toomey.....	STL	2002	Mike Swanson.....	ARI	2017	Gene Dias.....	HOU
1988	Tom Mee.....	MIN	2003	Rick Vaughn.....	TB	2018	Josh Rawitch.....	ARI
1989	Donald Davidson.....	HOU	2004	Jeff Idelson.....	HOF	2019	Tyler Barnes.....	MIL
1990	Ned Colletti.....	CHC	2005	Randy Adamack.....	SEA	2020	Dustin Morse.....	MIN
1991	Phyllis Merhige.....	AL	2006	Rob Butcher.....	CIN	2021	Mike Teevan.....	MLB
1992	Richard Griffin.....	MON	2007	Richard Levin.....	MLB	2022	Kevin Gregg.....	PHI
1993	John Blake.....	TEX	2008	Scott Reifert.....	CWS	2023	Rich Rice.....	TEX
1994	Katy Feeney.....	NL	2009	Patrick Courtney.....	MLB	2024	John Blundell.....	MLB
1995	Howard Starkman.....	TOR	2010	Jay Alves.....	COL			

TWINS COMMUNICATIONS STAFF



DUSTIN MORSE

VICE PRESIDENT, COMMUNICATIONS & CONTENT

Dustin Morse, who enters his 20th season with the Twins and his 24th in Major League Baseball, was named Senior Vice President, Communications & Public Affairs in June of 2024 after previously serving as Vice President, Communications & Content for three years.

He joined the Twins' Media Relations department in 2006 and was promoted to Senior Director of Communications in 2015. In December 2020, Morse was given MLB's Robert O. Fishel Award for Public Relations excellence, joining Twins Hall of Famer Tom Mee (1988) as Minnesota's two recipients.

In his current role, Morse leads the Communications department, his key responsibilities include oversight of all baseball and business communications efforts, Target Field affairs, civic partnerships, publications, media and player relations, and club archives and authenticities. Morse also continues to provide leadership for the Twins Hall of Fame Committee as well as ballpark artwork.

Prior to joining the Twins, Morse enjoyed stints with the San Diego Padres (2004-05), Texas Rangers (2003), Chicago Cubs (2002) and the National Baseball Hall of Fame (2001). He served as the press liaison for Team Netherlands during the 2017 and 2023 World Baseball Classics and assisted Major League Baseball during the 2013, '14, '17, '18, '19, '21 and '22 All-Star Games.

Morse earned a degree in communications and legal studies from the University of Wisconsin-Madison. Dustin and his wife, Meghann, reside in Lakeville, MN, with their daughter, Madison, and son, Griffin.



MATT HODSON

DIRECTOR, BUSINESS COMMUNICATIONS

Matt Hodson was promoted to Director, Business Communications in January 2023. He joined the Twins Communications Department in January 2019. In his role, he is responsible for public relations efforts surrounding the club's business, corporate and community initiatives.

Hodson, 46, joined the Twins organization with extensive strategic communications and public relations experience, including nearly eight years with the San Francisco Giants (2001-08) and roles with several Twin Cities-based organizations. He spent four years as the Associate Commissioner for Marketing and Communications at the Western Collegiate Hockey Association (WCHA). Hodson also enjoyed successful stints with PR agency Carmichael Lynch Relate, the University of Minnesota and the Stanford University Athletics Department.

A graduate of Santa Clara (CA) University with a degree in English, Matt resides in New Brighton, MN with his wife, Betsey, their son, Max, and their daughter, Ellie.



MITCH HESTAD

SENIOR MANAGER, BASEBALL COMMUNICATIONS

Mitch Hestad was named Senior Manager, Baseball Communications in December 2015. He previously served as Senior Manager, Baseball Information in 2015 and Manager of Baseball Communications in 2014. He interned with the Twins' Baseball Communications department from 2006-07 and was hired as Baseball Communications Coordinator in 2008.

Hestad assists in various media relations areas and is responsible for all baseball-related information within the department, including the club's official media guide, season summary, daily game notes and statistics, while also assisting numerous departments within the organization with Twins/baseball historical research. In addition, he oversees the club's authenticities department.

Prior to joining the Twins, he worked for a year in the University of North Dakota's Sports Information Department and graduated from UND in 2005, earning a degree in Communication with a study of emphasis in Public Relations and Sports Marketing.

Mitch currently resides in Eagan, MN with his wife, Megan.



NINA ZIMMERMAN

MANAGER, COMMUNICATIONS

Nina Zimmerman was promoted to Manager, Communications in September 2024 after being named Coordinator, Communications in January 2023 and Assistant, Communications in February 2021. She originally joined the Twins as a Communications Intern in January 2020.

Zimmerman serves as the club's primary media credential contact and media servicing liaison. She also supports the department's efforts in a variety of areas, including baseball information, archiving, corporate communications and publications. Prior to joining the Twins, Zimmerman interned in a communications capacity with the Kansas City Royals (2019), Cleveland Guardians (2018) and Miami Marlins (2017), and worked in marketing/communications for the Australian Baseball League from 2014-17.

Originally from the Chicago area, Nina obtained her bachelor's degree in American Studies and Modern Languages (Italian/Spanish) from Kenyon College.



MAURICIO ORTIZ

COORDINATOR/SPANISH INTERPRETER, COMMUNICATIONS


Mauricio Ortiz joined the club as Communications Coordinator/Spanish Interpreter in June 2023 and contributes in all aspects of the communications team, including Spanish translation, baseball information and media relations.

Prior to joining the Twins, Mauricio spent 10 months working in the Global Events department at Major League Baseball in New York City, serving as team coordinator for Team Cuba in the 2023 World Baseball Classic, and for Team Argentina and Team Spain in the 2022 WBC Qualifiers. Before working at the league office and embarking on his baseball career, he earned his master's degree in sports administration from the University of Miami.

A native of Ciudad Juarez, Mexico, Mauricio makes his home in Minneapolis, MN.

LEE HEALTH SPORTS COMPLEX

The Twins will spend their 35th spring training season in Lee County at the Lee Health Sports Complex in 2025. Spurred by their first year in the state-of-the-art facility, the Twins won the 1991 World Series after enjoying their most successful Spring Training camp in history as they posted a record-high 21 wins. In the 34 years, the Twins have drawn at total of 3,447,150 fans over 507 dates, (total does not include 17 replacement games in 1995 – 49,240 fans).



In the aftermath of Hurricane Ian in 2022, the Twins, in partnership with the Boston Red Sox, gave a financial contribution to five Lee County-based nonprofits to assist with their relief and recovery efforts. The two clubs donated a combined \$200,000, with half going to the Collaboratory (formerly the Southwest Florida Community Foundation), and the remaining half distributed equally amongst the Harry Chapin Food Bank of Southwest Florida, Lee Health Foundation's SWFL Stronger Together employee relief fund, Foundation for Lee County Public Schools, Inc. and Community Cooperative's Lee County Strong relief fund. The Twins also hosted first responders for 60 days following the hurricane, which included EMS, National Guard, Public Safety and the World Central Kitchen. The World Central Kitchen made more than 1 million meals and the academy served as the staging area to assist residents in the wake of the disaster.

Located south of the city of Fort Myers near Interstate 75, the Lee Health Sports Complex is the spring training home to the Twins and their six minor league affiliates. The centerpiece of the facility is an 8,730-seat stadium in which the major league Twins play their exhibition games and conduct some of their daily workouts. The complex also features five full practice fields and two half-fields.



On August 3, 2004, the Twins signed an extension with Lee County for use of the complex through 2020, and on November 6, 2012 the Lee County Board of County Commissioners approved a \$42.5 million renovation and a new 30-year lease. Also in 2012, the Twins named their infield drills field "Tom Kelly Field" in honor of their former manager. Combined with the Twins contribution, the total for the renovations increased to \$48.5 million. The renovations prior to the 2015 season increased the seating capacity to 8,730 and include a new party deck, expanded gift shop and an outfield boardwalk around the playing field to create a 360-degree walk-around the stadium, similar to Target Field. The plan also renovated previously existing concession stands, restrooms, suites and press box areas. The project was designed by Populous out of Kansas City, MO, with designed assistance by Parker Mudgett Smith, based out of Fort Myers, FL, and was constructed by Manhattan Construction.

A signature feature of the renovated facilities is the Twins Player Development Academy which includes a 58-room residence hall for players and staff, dining facilities, recreational spaces, meeting rooms, educational classrooms and Champions Hall, a 220-seat tiered theater used by players and staff for meetings, conferences and presentations throughout the year. The Academy contains state of the art technology, Wi-Fi throughout and high-tech video systems for player instruction for both major league and minor league players.

In addition to the Player Development Academy, the entire minor league building was renovated including expanded clubhouse with new

lockers for players and staff, new 1,800 square foot training room, high tech video facilities, expanded office space and a new game field for the minor league teams.

The major league facility, team and player upgrades include new athletic training and strength and conditioning rooms, new lockers for players and staff, dedicated dining room space, state-of-the-art video facilities and complete renovation of all office and meeting rooms. The overall project earned the Twins the Ballpark Digest's Best Major Renovations of 2015.

Continuing the renovations at Hammond Stadium prior to the 2016 season, Lee County and the Twins added a shade structure along the leftfield line of the Boardwalk and a permanent serving area on the 4th floor Sky Deck.

Installed prior to 2017, the old scoreboard was replaced with a new full-feature LED video board. The screen measures 18' x 35' and was installed by Daktronics of Brookings, SD. Additionally, the GCL Twins home playing field was named "Bill Smith Field" in honor of the former Twins General Manager and in 2018 a practice field adjacent to the main stadium was named "Stelly Field" in honor of longtime Twins coach Rick Stelmazek, who passed away the previous year.



The LHSC is home to two Twins minor league affiliates, housing both the Fort Myers Mighty Mussels of the Low-A Southeast League, West Division and the Rookie Level Florida Complex League Twins.

The main stadium was renamed Bill Hammond Stadium late in the 1994 spring season in honor of the longtime Deputy County Manager who was instrumental in getting the complex approved and bringing the Twins to Lee County.

Major league home and visiting clubhouses are included in the stadium proper, and complete facilities for the minor league teams are contained in a building adjacent to their playing fields. Prior to the start of the 2005 spring training, a 6,000 square foot state-of-the-art fitness training room and conference center was built next to the minor league facility.

The major league club's administrative offices are located in the stadium, with the minor league administrative offices in the building adjacent to its fields.

The facility also features a four-field softball complex and other athletic facilities for use by Lee County organizations and visiting amateur baseball and softball teams, plus an 11-acre water-management lake.

The Twins trained in Orlando, FL, from 1936 through 1990 (with the exception of the war years of 1943, '44 and '45, when they conditioned in College Park, MD) and their minor league clubs moved to Terry Park in Fort Myers in 1990, after headquartering in Melbourne, FL, from 1964-89. The entire organization was united for the first time in Lee County in 1991.

The Sports Complex, an \$18.2 million undertaking, was completed in February, 1991. Lescher and Mahoney, an architectural and engineering firm based in Tampa, FL, was the lead architect for the project, with design assistance from Ellerbe Becket of Kansas City, Missouri. Case Contracting Company of Plant City, FL, was the contractor.



SPRING TRAINING RECORDS

INDIVIDUAL RECORDS

All stats since 1965

BATTING

Average (25+ AB)	490, Hisle, 1977
Games	28, Maxwell, 2000
	Tyner, 2007
At-Bats	96, Puckett, 1985
Runs	24, Gaetti, 1983
Hits	35, Allen, 1999
Total Bases	67, Gaetti, 1983
Singles	32, Allen, 1999
Doubles	10, Koskie, 2001
	W. Ramirez, 2013
Triples	5, Guzman, 2000
Home Runs	10, Gaetti, 1983
RBI	31, Ward, 1983
Walks	20, Killebrew, 1966
Strikeouts	22, Carew, 1967
	Sanó, 2017
Stolen Bases	9, D. Santana, 2016
Caught Stealing	4, Killebrew, 1971
	J. Nettles, 1973
	Lawton, 1996
GIDP	7, Walker, 2000
Sacrifice Hits	4, Wilfong, 1978
Sacrifice Flies	4, Darwin, 1974
	Hocking, 2001
Hit-by-Pitch	4, Gaetti, 1988
	Cordova, 1996

PITCHING

Wins	5, Blyleven, 1975
	O'Connor, 1983
	Viola, 1985
	Lohse, 2006
Losses	4, Grant and Kaat, 1967
	Aldred, 1997
Saves	5, Grzenda, 1969
	Sanders, 1973
Win Percentage	1.000 (5-0), O'Connor, 1983
	1.000 (4-0), Mays, 2002
	1.000 (5-0), Lohse, 2006
ERA (20.0+ IP)	0.33, Blyleven, 1973
Innings Pitched	38.0, Perry, 1970
Hits	48, Blyleven, 1971
	Koosman, 1981
Runs	28, Grant, 1967
Earned Runs	26, Rodriguez, 1998
Home Runs	8, Butcher, 1986
Walks	24, Decker, 1975
Strikeouts	33, Liriano, 2012
Games	13, Davis, 1986
Games Started	8, Grant, 1965
Complete Games	1, many players
Hit-Batsmen	3, many players
Wild Pitches	5, Decker, 1975
	Morris, 1991

TEAM RECORDS

BATTING

Average	327, 1983
At-Bats	1281, 1998
Runs	199, 2001
Hits	363, 1998
Total Bases	546, 2001
Singles	275, 1998
Doubles	74, 2004
Triples	15, 1977
Home Runs	48, 2019
RBI	180, 2001
Walks	127, 1977
Strikeouts	291, 2024
Stolen Bases	32, 2016
Caught Stealing	20, 1973
GIDP	49, 1996
Sacrifice Hits	15, 1979
Sacrifice Flies	16, 1989
Hit-by-Pitch	20, 2002

PITCHING

Wins	21, 1991
Losses	22, 1974
Saves	12, 1972 and 73
Win Percentage	.739 (17-6), 1983
ERA	2.82, 1972
Innings Pitched	322.0, 1998
Hits	387, 1997
Runs	220, 1997
Earned Runs	195, 1997
Home Runs	44, 2000 & 2019
Walks	123, 1970
Strikeouts	276, 2024
Games Started	37, 1998
Complete Games	2, 1979
Relief Appearances	140, 2004
Shutouts	5, 1973
Hit-Batsmen	15, 1997 and 2017
Wild Pitches	26, 2001

MISCELLANEOUS RECORDS

One-run games, Won	14, 1989
One-run games, Lost	9, 1988
Extra-Innings, Won	4, 1968 and 96
Extra-Innings, Lost	5, 1967
Night games, Won	5, 1973 and 75
Night games, Lost	3, many years
Day games, Won	20, 1991 and 2004
Day games, Lost	21, 1998
Home games, Won	13, 1991
Home games, Lost	11, 1997
Road games, Won	12, 2012
Road games, Lost	13, 1988
Vs. Right-handers, Won	15, 1996, 2001 and 04
Vs. Right-handers, Lost	17, 1999
Vs. Left-handers, Won	13, 1991
Vs. Left-handers, Lost	12, 1974
Vs. AL, Won	15, 1991
Vs. AL, Lost	15, 1998
Vs. NL, Won	11, 1973, 89 and 2004
Vs. NL, Lost	13, 1974 and 86
Double plays, Twins	41, 1991
Double plays, Opponent	49, 1996
Errors, Team	44, 1967
Errors, Opponent	47, 1991
Errors, Individual	9, Ferrer, 1974 and Meares, 1996
Left-on-base, Twins	258, 1998
Left-on-base, Opponent	257, 1998

Attendance, Season

Home	170,497 (15), 2010 (two exhibition games at Target Field)
Road	118,111 (17), 1988

Florida

Orlando	58,796 (14), 1989
Lee County	129,543 (17), 2008
Road	124,733 (19), 2012

Average, Season

Orlando	7,443 (16), 1989
Lee County	7,808 (16), 2007
Road	7,304 (16), 1996

Average, Florida

Orlando	4,258 (12), 1988
Lee County	8,091 (16), 2011
Road	5,417 (16), 2005

Attendance, Game High

Home	35,100, Chicago-NL
	April 1, 1989 at Metrodome
Road	37,637, Colorado
	March 30, 1996 at Denver

Florida

Orlando	5,488, Los Angeles, March 29, 1964
Lee County	9,298, New York-AL, March 22, 2014
Road	10,698, at New York-AL, March 21, 2013

Attendance, Game Low

Orlando	432, Philadelphia, April 3, 1974
Lee County	1,389, Texas, April 18, 1995
Road	300, Montreal, March 14, 1974

SPRING TRAINING INFORMATION

TWINS ANNUAL SPRING RECORD

YEAR	RECORD	YEAR	RECORD	YEAR	RECORD	YEAR	RECORD
1961.....	15-14	1978.....	15-10	1994.....	14-18	2010.....	16-14
1962.....	12-13	1979.....	13-13	1995.....	8-6	2011.....	20-12
1963.....	7-20	1980.....	15-6	1996.....	18-15	2012.....	18-15
1964.....	16-10	1981.....	15-13	1997.....	13-21	2013.....	17-16
1965.....	11-16	1982.....	9-16	1998.....	15-21-1	2014.....	9-16-3
1966.....	15-13	1983.....	17-6	1999.....	13-21	2015.....	13-16-3
1967.....	12-17	1984.....	13-13	2000.....	17-17	2016.....	19-11-2
1968.....	12-16	1985.....	13-16-1	2001.....	19-14	2017.....	17-13-3
1969.....	12-12	1986.....	11-19	2002.....	18-14-1	2018.....	14-14-3
1970.....	7-20	1987.....	14-10	2003.....	19-13	2019.....	14-13-3
1971.....	11-15	1988.....	11-18	2004.....	20-11	2020.....	7-9-4
1972.....	16-9	1989.....	19-12	2005.....	15-14-2	2021.....	11-15-2
1973.....	15-14	1990.....	6-9	2006.....	19-13	2022.....	9-10
1974.....	5-22	1991.....	21-10	2007.....	14-17	2023.....	14-15-3
1975.....	17-13	1992.....	12-15-1	2008.....	15-15	2024.....	9-19-3
1976.....	10-5	1993.....	17-13	2009.....	19-13	TOTALS	891-894-35
1977.....	14-15						

SPRING ATTENDANCE

YEAR	DATES	ATTENDANCE	AVERAGE	YEAR	DATES	ATTENDANCE	AVERAGE
1991	18	123,753	6,875	2009	17	122,555	7,209
1992	17	119,920	7,054	2010	13	104,712	8,054
1993	16	90,503	5,656	2011	16	129,453	8,091
1994	15	100,930	6,729	2012	16	117,503	7,344
1995*	7	18,737	2,677	2013	17	113,845	6,697
1996	17	80,027	4,707	2014	14	107,806	7,700
1997	18	89,743	4,986	2015	16	123,994	7,294
1998	19	90,523	4,764	2016	15	121,005	8,067
1999	16	82,527	5,158	2017	15	108,365	7,224
2000	17	99,432	5,849	2018	16	115,147	7,196
2001	18	94,513	5,251	2019	18	121,798	6,766
2002	17	102,238	6,014	2020	9	69,998	6,509
2003	15	106,209	7,081	2021**	14	34,586	2,470
2004	15	110,331	7,355	2022	9	45,055	5,006
2005	15	111,691	7,446	2023	16	98,318	6,145
2006	17	121,574	7,151	2024	16	115,882	7,243
2007	17	129,543	7,620	TOTAL	507	3,447,150	6,799
2008	16	124,934	7,808				

* - does not include 17 replacement games which drew 49,240

** - capacity limited to 2,470 per game due to COVID-19 safety restrictions



TWINS 2025 SPRING TRAINING DATA

HEADQUARTERS: Drury Inn & Suites Fort Myers
Airport FGCU
9950 University Plaza Dr.
Fort Myers, FL 33913
239-267-1340

STADIUM: Lee Health Sports Complex
14100 Six Mile Cypress Parkway
Fort Myers, FL 33912
239-533-7610

FIRST WORKOUTS: Pitchers & Catchers - Feb. 13
Full Squad - Feb. 17

PHOTO DAY: Feb. 21 from 7:30 am

EXHIBITION SCHEDULE

DATE	DAY	OPPONENT	SITE	TIME
2/22	Saturday	Atlanta	Lee Health Sports Complex	1:05 pm
2/23	Sunday	at Pittsburgh	Bradenton	1:05 pm
2/24	Monday	at Tampa Bay	Port Charlotte	1:05 pm
2/25	Tuesday	New York-AL	Lee Health Sports Complex	1:05 pm
2/26	Wednesday	at Detroit	Lakeland	1:05 pm
2/27	Thursday	Pittsburgh	Lee Health Sports Complex	1:05 pm
2/28	Friday	Baltimore	Lee Health Sports Complex	1:05 pm
3/1	Saturday	at Boston	JetBlue Park	1:05 pm
3/2	Sunday	Tampa Bay	Lee Health Sports Complex	1:05 pm
3/3	Monday	OFF DAY		
3/4	Tuesday	at Atlanta	North Port	1:05 pm
3/5	Wednesday	Baltimore	Lee Health Sports Complex	1:05 pm
3/6	Thursday	at New York-AL	Tampa	1:05 pm
3/7	Friday	Atlanta	Lee Health Sports Complex	1:05 pm
		at Tampa Bay	Port Charlotte	1:05 pm
3/8	Saturday	Boston	Lee Health Sports Complex	1:05 pm
3/9	Sunday	at Baltimore	Sarasota	1:05 pm
3/10	Monday	Philadelphia	Lee Health Sports Complex	1:05 pm
3/11	Tuesday	at Toronto	Dunedin	1:07 pm
3/12	Wednesday	at Boston	JetBlue Park	6:05 pm
3/13	Thursday	Pittsburgh	Lee Health Sports Complex	1:05 pm
3/14	Friday	Tampa Bay	Lee Health Sports Complex	6:05 pm
		at Baltimore	Sarasota	6:05 pm
3/15	Saturday	at Toronto (Spring Breakout)	Dunedin	1:07 pm
		at Atlanta	North Port	6:05 pm
3/16	Sunday	Boston	Lee Health Sports Complex	1:05 pm
3/17	Monday	at Pittsburgh	Bradenton	1:05 pm
3/18	Tuesday	Detroit	Lee Health Sports Complex	1:05 pm
3/19	Wednesday	Off Day		
3/20	Thursday	Boston	Lee Health Sports Complex	6:05 pm
3/21	Friday	at Philadelphia	Clearwater	1:05 pm
3/22	Saturday	Toronto	Lee Health Sports Complex	1:05 pm
3/23	Sunday	at Boston	JetBlue Park	1:05 pm
3/24	Monday	Pittsburgh	Lee Health Sports Complex	1:05 pm
3/25	Tuesday	Colorado	Lee Health Sports Complex	1:05 pm

NOTE: All times Eastern ... schedule subject to change.



NATIONAL BASEBALL HALL OF FAME INFORMATION



NATIONAL BASEBALL HALL OF FAME AND MUSEUM

25 Main Street, Cooperstown, New York 13326

Phone: (607) 547-7200 Fax: (607) 547-2044

Public Relations: (607) 547-0215

E-mail Address: info@baseballhalloffame.org

Website: baseballhall.org

Summer Hours: Memorial Day Weekend - Labor Day Weekend: 9 a.m. to 7 p.m.

Regular Hours: 9 a.m. to 5 p.m.

Holiday Closings: Thanksgiving Day, Christmas Day and New Year's Day.

DIRECTORY

Jane Forbes Clark (Chairman), Josh Rawitch (President), Lisa Bendino-Anderson (Vice President, Museum Affairs), Shilpa Ketharaju (Vice President Finance and Administration), Sean Gahagan (Vice President, Retail Merchandising & Licensing), Ken Meifert (Vice President, Sponsorship & Development), Ryan Selzner (Vice President, People and Culture), Jon Shestakofsky (Vice President, Communications and Education) and Craig Muder (Communications Director).

2025 HALL OF FAME WEEKEND - JULY 25-28

Induction Ceremony: Sunday, July 27 at 1:30 p.m. ET, Clark Sports Center — **Awards:** Saturday, July 26

BBWAA Class of 2025: Dick Allen, Dave Parker, CC Sabathia, Ichiro Suzuki, Billy Wagner

MINNESOTA TWINS IN THE HALL OF FAME

A total of 13 former players to earn enshrinement in the Baseball Hall of Fame spent some of their professional careers with the Minnesota Twins, including Joe Mauer (2004-18), Jim Kaat (1959-73), Tony Oliva (1962-76), Bert Blyleven (1970-1976, 1985-1988), Rod Carew (1967-1978), Harmon Killebrew (1961-1974) and Kirby Puckett (1984-1995) as Hall of Famers who spent the majority of their careers with the Twins. Jim Thome (2010-11), Jack Morris (1991), David Ortiz (1997-02), Paul Molitor (1996-1998), Steve Carlton (1987-1988) and Dave Winfield (1993-1994) also played for the Twins. For more information on Twins in the Hall of Fame, visit the Hall of Famers team pages at www.baseballhall.org.

NOTABLE TWINS ARTIFACTS AT THE HALL OF FAME

- A bat used by José Miranda when he tied an AL/NL record with hits in 12 straight at-bats in 2024.
- Cap worn by Kenta Maeda on Sept. 29, 2020, when he started the first game in the history of the Wild Card round.
- Spikes worn by Jorge Polanco on April 5, 2019, when he hit for the cycle.
- Helmet worn by Joe Mauer when he recorded his 2,000th career hit on April 12, 2018.
- Jersey worn by Miguel Sano on July 10, 2017 during the All-Star Home Run Derby.
- Jersey worn by Brian Dozier on Sept. 22, 2016 when he set a new AL record with his 40th homer of the year as a second baseman.
- Cap worn by Phil Hughes when he set a big league record with a strikeout-to-walk ratio of 11.63-to-1 during the 2014 season.
- Cap and ball from Francisco Liriano's no-hitter on May 3, 2011 against the White Sox.
- Jim Thome's 587th home run bat from Sept. 11, 2010 to become eighth on the all-time list.
- Bat used by Jason Kubel to hit the first home run at Target Field on April 12, 2010.
- Bat and jersey worn by 2009 AL MVP and batting champion Joe Mauer.
- Bat used by Joe Mauer during the final game of 2006, to seal the AL batting title.
- Batting gloves used by Hall of Famer and seven-time batting champion Rod Carew.



A LOOK AHEAD TO 2026

Ballots for the 2026 Hall of Fame/BBWAA election will be distributed following the 2025 season with results from the voting scheduled to be announced in January 2026. A partial list of first-year candidates for election includes Ryan Braun, Edwin Encarnación, Matt Kemp and Nick Markakis. Historical information on past BBWAA elections and the election process can be accessed at www.baseballhall.org or by contacting the Hall of Fame Communications department.

CONNECT TO COOPERSTOWN

- For news from Cooperstown, visit at www.baseballhall.org. Stay up-to-date on all the activity at the Hall of Fame's official site, on Twitter @baseballhall and through social networking on Facebook, Instagram and TikTok.
- If you would like to receive interesting stories and timely news items direct from the Hall of Fame and get the inside track on the latest happenings in Cooperstown, sign up for Inside Pitch. There's no cost to receive our weekly electronic newsletter in your e-mail box at home or work and it's easy to enroll: Just log on to www.baseballhall.org/InsidePitch.
- If you have an interest in receiving Around The Horn, the Hall's monthly media newsletter, please send an e-mail to info@baseballhall.org. Be sure to include your name, name of organization and e-mail address. Or visit www.baseballhall.org/media-info.

RESEARCH ASSISTANCE

The Hall of Fame is pleased to provide assistance in baseball research and members of the media are encouraged to utilize this valuable baseball resource whenever necessary by calling the Public Relations department at (607) 547-0215, or the Library Reference desk at (607) 547-0330.

FORMER TWINS/SENATORS IN THE NATIONAL BASEBALL HALL OF FAME

NAME	INDUCTION YEAR	PRIMARY TEAM
Walter Johnson	1936	Washington Senators
Tris Speaker	1937	Cleveland Indians ¹
George Sisler	1939	St. Louis Browns ²
Ed Delahanty	1945	Philadelphia Phillies ³
Clark Griffith	1946	Washington Senators (Executive)
Al Simmons	1953	Cleveland Indians ⁴
Joe Cronin	1956	Boston Red Sox ⁵
Stan Coveleski	1969	Cleveland Indians ⁶
Lefty Gomez	1972	New York Yankees ⁷
Early Wynn	1972	Cleveland Indians ⁸
Bucky Harris	1975	Washington Senators (Manager)
Harmon Killebrew	1984	Minnesota Twins
Rick Ferrell	1984	Boston Red Sox ⁹
Rod Carew	1991	Minnesota Twins
Steve Carlton	1994	Philadelphia Phillies ¹⁰
Kirby Puckett	2001	Minnesota Twins
Dave Winfield	2001	New York Yankees ¹¹
Paul Molitor	2004	Milwaukee Brewers ¹²
Whitey Herzog	2010	St. Louis Cardinals (Manager) ¹³
Bert Blyleven	2011	Minnesota Twins
Jack Morris	2018	Detroit Tigers ¹⁴
Jim Thome	2018	Cleveland Indians ¹⁵
Jim Kaat	2022	Minnesota Twins
Tony Oliva	2022	Minnesota Twins
David Ortiz	2022	Boston Red Sox ¹⁶
Joe Mauer	2024	Minnesota Twins

"Former" in this context is defined as played for, coached for or managed at the major league level.

¹ Speaker played for the Senators in 1927.

² Sisler played for the Senators in 1928.

³ Delahanty played for the Senators from 1902-03.

⁴ Simmons played for the Senators from 1937-38.

⁵ Cronin played for the Senators from 1928-34 and managed them from 1933-34.

⁶ Coveleski played for the Senators from 1925-27.

⁷ Gomez played for the Senators in 1943.

⁸ Wynn played for the Senators from 1939, '41-44, '46-48 and coached for the Twins from 1967-69.

⁹ Ferrell played for the Senators from 1937-41, '44-45, '47.

¹⁰ Carlton played for the Twins from 1987-88.

¹¹ St. Paul native Winfield played for the Twins from 1993-94.

¹² St. Paul native Molitor played for the Twins from 1996-98, coached from 2000-01, '14 and managed from 2015-18.

¹³ Herzog played for the Senators from 1956-58.

¹⁴ St. Paul native Morris played for the Twins in 1991.

¹⁵ Thome played for the Twins from 2010-11.

¹⁶ Ortiz played for the Twins from 1997-2002.



MINNESOTA TWINS MAJOR LEAGUE ROSTER

MANAGER: 5 Recco Baldelli, COACHES: 67 Trevor Amonte (Assistant Hitting), 72 Matt Bergschulte (Hitting), 46 Ramon Bengo (First Base/Fielding), 35 Hank Conger (First Base/Catching), 75 Nate Danman (Quality Control), 88 Pete Maki (Pitching), 81 Luis Ramirez (Assistant Pitching), 78 Hayden Sierra (Hitting), 84 Colby Suggs (Outfield), 53 Bryce Inger (Pitching), 40 Tommy Watkins (Third Base/Outfield), HEAD ATHLETIC TRAINER: Nick Paparella, ASSISTANT ATHLETIC TRAINERS: Mesa Aube, Jason Kirkman, STRENGTH & CONDITIONING: Chuck Blawie, Aaron Rhodes																				
NO.	PITCHER (21):	B-T	HT	WT	BIRTHPLACE	RESIDENCE	2024 CLUB	STRENGTH & CONDITIONING												
								W	L	ERA	6S	SV	P	H	R	ER	BB	SO	MIS	
82	Travis Adams	R-R	6'1"	213	1/19/2000	Palm Springs, CA	AA Wichita	5	7	3.67	22	19	0	108.0	95	51	44	28	109	0.000
							AAA St. Paul	0	2	5.21	4	3	0	19.0	17	11	11	7	9	
							AAA St. Paul	0	0	1.69	9	0	2	10.2	7	2	7	16	4.165	
66	Jorge Alcala	R-R	6'2"	209	7/28/1995	Bajos De Haina, DR	MINNESOTA	4	3	3.24	54	0	0	58.1	40	23	21	20	58	0.000
							DID NOT PLAY - INJURED													
43	Matt Cantelero	R-R	6'3"	227	12/14/1997	Southlake, TX	A+ Jersey Shore	4	2	4.12	14	12	0	63.1	58	34	29	20	86	0.000
63	Eliason Castellano	R-R	6'3"	221	5/6/2001	Maracabo, VZ	AA Reading	2	3	3.79	8	8	0	40.1	31	19	17	9	50	
							AAA Norfolk	0	0	0.00	3	0	0	2.2	2	0	0	0	2	6.008
54	Danny Coulombe	L-L	5'9"	209	10/26/1983	St. Louis, MO	BALTIMORE	1	0	2.12	33	0	1	29.2	15	7	7	5	32	
							AAA St. Paul	0	0	9.00	2	0	0	2.0	4	2	2	0	5	3.000
59	Jhuan Duran	R-R	6'4"	244	1/9/1998	Esperanza, DR	AAA St. Paul	6	9	3.64	58	0	23	54.1	48	30	22	15	66	
							AAA St. Paul	3	3	4.03	15	15	0	60.1	56	27	26	89	0.095	
58	David Festa	R-R	6'6"	190	3/9/2000	Veneta, NJ	MINNESOTA	2	6	4.90	14	13	0	64.1	62	36	35	23	77	
							AAA St. Paul	1	0	6.08	11	0	3	13.1	12	9	6	22	1.023	
55	Kody Funderburk	L-L	6'3"	233	11/27/1996	Mesa, AZ	MINNESOTA	1	0	6.49	27	0	1	34.2	41	26	25	15	32	
							MINNESOTA	5	5	2.03	72	0	10	71.0	47	19	16	15	95	3.091
22	Griffin Jax	R-R	6'3"	201	11/22/1994	Phoenix, AZ	MINNESOTA	15	10	4.08	32	32	0	185.1	180	90	84	41	198	6.993
49	Pablo Lopez	L-R	6'4"	222	3/7/1996	Cabimas, VZ	A+ Cedar Rapids	3	0	1.59	4	4	0	22.2	17	4	4	0	28	0.048
52	Zebby Matthews	R-R	6'3"	231	5/22/2000	Cullowhee, NC	AA Wichita	2	1	1.95	10	9	0	55.1	36	17	12	6	63	
							AAA St. Paul	1	2	5.68	4	4	0	19.0	24	12	12	1	23	
							MINNESOTA	1	4	6.69	9	9	0	37.2	51	31	28	11	43	
17	Bailey Ober	R-R	6'9"	260	7/12/1995	Charlotte, NC	MINNESOTA	12	9	3.98	31	31	0	178.2	136	81	79	43	191	3.093
20	Chris Paddack	R-R	6'5"	225	1/6/1996	Austin, TX	MINNESOTA	5	3	4.99	17	17	0	88.1	102	50	49	21	79	6.000
85	Marco Raya	R-R	5'11"	183	8/7/2002	Laredo, TX	AA Wichita	3	4	4.27	24	24	0	92.2	84	44	44	44	99	0.000
							AAA St. Paul	0	0	0.00	1	1	0	5.0	5	0	0	0	4	
41	Joe Ryan	R-R	6'2"	205	6/5/1996	San Francisco, CA	MINNESOTA	7	7	3.60	23	23	0	135.0	110	59	54	23	147	3.033
44	Cole Sands	R-R	6'3"	224	7/17/1997	Tallahassee, FL	MINNESOTA	9	1	3.28	62	0	4	71.1	59	30	26	12	85	2.017
61	Brick Stewart	L-R	6'3"	220	10/7/1991	Normal, IL	AAA St. Paul	0	0	2.25	4	0	0	4.0	2	1	2	8	3.093	
							MINNESOTA	0	0	5.17	16	0	0	15.2	15	9	9	8	20	
39	Michael Tonkin	R-R	6'7"	221	11/19/1989	Glendale, CA	NEW YORK-NL	1	2	5.14	5	0	0	7.0	8	10	4	2	6	4.074
							MINNESOTA	3	2	3.38	39	0	2	56.0	44	26	21	77	57	
							MINNESOTA	0	0	3.86	13	0	0	16.1	18	7	7	7	22	
48	Justin Tupa	R-R	6'3"	227	3/7/1991	Binghamton, NY	A+ Fort Myers	0	0	0.00	1	0	0	1.0	0	0	0	1	1	4.044
							AAA St. Paul	0	0	4.09	1	0	0	11.0	9	6	5	4	16	
							MINNESOTA	0	0	0.00	3	0	0	2.1	1	0	0	0	2	
37	Louis Varland	L-R	6'1"	215	12/9/1997	St. Paul, MN	AAA St. Paul	5	8	4.75	17	16	0	83.1	84	49	44	32	96	0.163
							MINNESOTA	0	6	7.61	16	7	0	49.2	68	44	42	16	49	
24	Simen Woods Richardson	R-R	6'4"	227	9/27/2000	Sugar Land, TX	AAA St. Paul	1	0	6.08	3	3	0	13.1	16	9	5	12	0	0.165
							MINNESOTA	5	6	4.17	28	28	0	133.2	125	63	62	48	117	

MINNESOTA TWINS MAJOR LEAGUE ROSTER, CONTINUED

NO.	CATCHERS (4):	B-T	HT	WT	BORN	BIRTHPLACE	RESIDENCE	2024 CLUB										MLS		
								AVG	G	AB	R	H	2B	3B	HR	RBI	BB		SO	SB
77	Jair Camargo	R-R	5'11"	250	7/17/1990	Barranquilla, COL	Barranquilla, COL	.667	1	3	1	2	1	0	0	1	1	1	0	0.043
							A-Fort Myers	.304	6	23	2	7	1	0	1	0	1	2	7	1
							AAA-St. Paul	.212	74	283	36	60	16	1	12	51	25	94	2	
							MINNESOTA	.000	5	6	1	0	0	0	0	0	1	3	0	
62	Diago Carreya	R-R	6'1"	223	9/7/2001	Maracay, VZ	Phoenix, AZ	.236	46	161	27	38	8	0	5	27	27	56	1	0.000
							AAA-Dallas	.208	49	183	24	38	8	0	6	25	20	57	1	
27	Ryan Jeffers	R-R	6'3"	225	6/3/1997	Raleigh, NC	Wilmington, NC	.226	122	412	56	93	22	0	21	64	32	94	3	4.089
8	Christian Vazquez	R-R	5'8"	211	8/21/1990	Bayamon, PR	Weston, FL	.221	93	291	29	65	10	0	7	27	11	65	3	10.031
							MINNESOTA													
NO.	INFELDERS (6):	B-T	HT	WT	BORN	BIRTHPLACE	RESIDENCE	2024 CLUB										MLS		
								AVG	G	AB	R	H	2B	3B	HR	RBI	BB		SO	SB
4	Carlos Correa	R-R	6'4"	220	9/22/1994	Santa Isabel, PR	Houston, TX	.310	86	319	55	99	20	2	14	54	40	61	0	9.119
13	Ty France	R-R	5'11"	215	7/13/1994	Downey, CA	Huntington Beach, CA	.223	88	300	28	67	14	0	8	31	26	83	0	5.089
							CINCINNATI	.251	52	179	18	45	10	0	5	20	10	31	1	
47	Eduard Julien	L-R	6'2"	197	4/30/1999	Quebec City, CAN	Quebec City, CAN	.242	49	186	33	45	8	1	7	20	46	73	0	1.083
							AAA-St. Paul	.189	94	266	36	53	9	0	8	21	33	102	6	
2	Brooks Lee	S-R	6'1"	218	2/14/2001	San Luis Obispo, CA	San Luis Obispo, CA	.450	5	20	5	9	2	0	0	2	1	2	0	0.089
							A-Fort Myers	.333	5	18	2	6	1	0	0	3	3	3	1	
							AAA-St. Paul	.308	25	104	22	32	7	0	8	25	10	16	1	
							MINNESOTA	.221	90	172	9	38	6	1	3	27	11	27	3	
23	Royce Lewis	R-R	6'0"	211	6/5/1999	Aliso Viejo, CA	Frisco, TX	.172	8	29	4	5	2	0	0	2	11	1	2.142	
							AAA-St. Paul	.233	82	292	40	68	16	0	16	47	28	74	0	
64	Jose Miranda	R-R	6'2"	222	6/29/1998	Vega Alta, PR	Vega Alta, PR	.294	9	34	5	10	3	0	1	4	5	5	1	2.118
							MINNESOTA	.284	121	401	44	114	26	4	9	49	18	66	2	
NO.	OUTFIELDERS (6):	B-T	HT	WT	BORN	BIRTHPLACE	RESIDENCE	2024 CLUB										MLS		
								AVG	G	AB	R	H	2B	3B	HR	RBI	BB		SO	SB
12	Harrison Bader	R-R	6'0"	210	6/3/1994	Bromville, NY	Tampa, FL	.236	143	402	57	95	19	0	12	51	21	95	17	7.020
25	Byron Buxton	R-R	6'2"	210	12/18/1993	Barley, GA	Barley, GA	.091	4	11	1	0	0	0	1	1	6	0	8.160	
							MINNESOTA	.279	102	355	62	99	27	3	18	56	20	99	7	
21	DaShawn Keirsey Jr	L-L	6'1"	186	5/13/1997	San Diego, CA	San Diego, CA	.300	111	443	71	133	22	7	14	81	48	116	36	0.025
							MINNESOTA	.154	6	13	1	2	0	0	1	0	1	0	0	
9	Trevor Larnach	L-R	6'3"	230	2/26/1997	Walnut Creek, CA	Corvallis, OR	.182	3	11	2	2	1	0	0	3	2	2	0	3.014
							A-Fort Myers	.259	112	395	59	92	17	0	15	52	40	89	4	
32	Emmanuel Rodriguez	L-L	6'0"	215	2/28/2003	Santiago, DR	Santiago, DR	.286	2	7	2	2	0	0	0	2	1	3	0	0.000
							A-Fort Myers	.000	1	3	0	0	0	0	0	0	1	1	0	
							AA-Wichita	.298	37	124	40	37	12	2	8	20	42	46	9	
							AAA-St. Paul	.217	7	23	6	5	0	0	1	5	7	12	0	
38	Matt Wallner	L-R	6'5"	244	12/12/1997	Forest Lake, MN	Ocean Springs, MS	.259	67	259	45	67	15	1	19	35	32	91	5	1.043
							MINNESOTA	.259	75	220	26	57	17	1	13	37	24	95	3	
NO.	UTILITY (3):	B-T	HT	WT	BORN	BIRTHPLACE	RESIDENCE	2024 CLUB										MLS		
								AVG	G	AB	R	H	2B	3B	HR	RBI	BB		SO	SB
50	Wili Castro	S-R	6'1"	211	4/24/1997	Rio Piedras, PR	Davenport, FL	.247	138	558	89	138	31	5	12	60	51	130	14	5.017
11	Mickey Gasper	S-R	5'10"	207	10/11/1995	Merriack, NH	Freehold, NJ	.282	44	142	28	40	13	0	4	22	26	22	3	0.049
							AAA-Worcester	.367	48	169	38	62	14	0	8	36	30	20	1	
							BOSTON	.000	13	18	1	0	0	0	0	0	4	8	0	
16	Austin Martin	R-R	5'11"	192	3/23/1999	Deland, FL	Fort Myers, FL	.305	28	95	19	29	4	0	1	10	28	15	8	0.154
							AAA-St. Paul	.233	93	233	41	59	18	1	1	16	29	47	7	
							MINNESOTA													

NON-ROSTER PLAYERS (17)

NO.	PITCHERS (10):	B-T	HT.	WT.	BORN	BIRTHPLACE	RESIDENCE	2024 CLUB	W	L	ERA	G	GS	SV	IP	H	R	ER	BB	SO	MLS
60	Scott Blewett	R-R	6'6"	242	4/10/1965	Syracuse, NY	Phoenix, AZ	AAA St. Paul	5	2	3.79	38	3	1	54.2	58	28	23	17	54	0.102
68	Randy Dobnak	R-R	6'0"	235	1/17/1995	South Park, PA	Falling Waters, WV	MINNESOTA	12	1	1.77	12	0	0	20.1	17	5	4	8	18	
71	Ryan Jensen	R-R	5'11"	202	11/23/1997	Monterey, CA	Salinas, CA	MINNESOTA	0	0	5.59	5	0	0	92	11	6	6	5	7	
81	Corey Lewis	R-R	6'4"	253	10/9/2000	Fountain Valley, CA	Huntington Beach, CA	AAA St. Paul	4	5	4.76	44	3	0	56.2	46	35	30	50	81	0.000
								FCL Twins	0	0	1.80	2	2	0	5.0	2	1	1	2	7	0.000
								A Fort Myers	0	0	0.00	1	1	0	3.0	1	0	0	1	3	
								AAA Wichita	2	6	2.59	15	13	1	66.0	54	21	19	34	80	
								AAA St. Paul	1	0	3.60	1	1	0	5.0	7	2	2	3	2	
51	Darren McCaughan	R-R	6'1"	185	3/18/1986	Long Beach, CA	Long Beach, CA	AAA Columbus	3	0	5.06	6	6	0	32.0	29	20	18	12	33	0.063
								AAA Jacksonville	2	4	4.53	11	11	0	53.2	49	33	27	18	59	
								CLEVELAND	0	0	9.00	2	0	0	6.0	9	6	6	6	1	
57	Anthony Milewicz	R-L	6'1"	196	11/7/1994	Detroit, MI	Clemens, MI	MIAMI	0	0	5.75	10	5	2	36.0	44	26	23	9	27	
								AAA Scranton/Wilkes-Barre	3	2	3.90	47	0	8	55.1	53	27	24	18	69	3.000
78	Andrew Morris	R-R	6'0"	186	9/1/2001	Manhattan, NY	Boulder, CO	New York-AL	0	0	0.00	1	0	0	1.0	2	0	0	1	1	
								A+ Cedar Rapids	3	1	2.15	7	7	0	37.2	35	10	9	7	43	0.000
								AAA Wichita	6	3	1.90	12	10	1	61.2	49	18	13	14	63	
30	Erasmio Ramirez	R-R	6'0"	220	5/2/1990	Rivas, IN	Seminole, FL	AAA St. Paul	1	1	3.48	7	7	0	39.2	27	14	13	11	27	
								AAA Durham	3	4	3.23	37	0	4	53.0	50	21	19	64	9.003	
65	Alex Speas	R-R	6'3"	191	3/4/1998	Powder Springs, GA	Austell, GA	TAMPA BAY	0	0	4.35	13	0	1	20.2	12	12	10	10	15	
								AAA Charlotte	0	0	15.43	2	0	0	2.1	2	4	4	2	2	0.012
								AAA Las Vegas	2	0	11.32	9	0	0	10.1	16	14	13	2	2	
								AAA Sugar Land	1	3	8.00	10	0	0	9.0	9	8	8	13	14	
								AAA Worcester	0	1	16.88	11	0	0	8.0	8	15	15	21	14	
								HOUSTON	0	0	4.50	1	0	0	2.0	2	1	1	1	2	
19	Huascar Ynoa	R-R	6'3"	240	5/28/1998	Puerto Plata, DR	Riverview, FL	FCL Braves	0	1	8.10	2	2	0	3.1	4	3	3	1	3.117	
								AAA Gwinnett	1	3	6.15	12	5	0	26.1	27	19	18	13	22	
NO.	CATCHERS (2):	B-T	HT.	WT.	BORN	BIRTHPLACE	RESIDENCE	2024 CLUB	AVG	G	AB	R	H	2B	3B	HR	RBI	BB	SO	SB	MLS
76	Alex Isola	R-R	6'0"	217	7/22/1988	Lincoln, CA	Lincoln, CA	AAA Wichita	.214	19	70	7	15	2	0	2	8	7	15	0	0.000
73	Patrick Miniel	L-R	6'2"	208	1/27/2000	New Haven, CT	Orange, CT	AAA St. Paul	.215	70	237	28	51	13	0	5	29	31	53	4	
								AAA St. Paul	.228	78	276	23	63	16	0	7	38	19	90	0	0.000
NO.	INFELDERS (4):	B-T	HT.	WT.	BORN	BIRTHPLACE	RESIDENCE	2024 CLUB	AVG	G	AB	R	H	2B	3B	HR	RBI	BB	SO	SB	MLS
56	Amanda Alvarez	R-R	5'11"	189	7/14/1994	Miami, FL	Miami, FL	AAA Las Vegas	.315	75	273	46	86	20	1	15	54	41	61	5	0.065
45	Mike Ford	L-R	6'0"	225	7/4/1992	Bella Mead, NJ	Princeton, NJ	OAKLAND	.243	16	37	7	9	1	0	0	2	2	8	1	
								AAA Louisville	.297	24	91	15	27	4	0	6	15	12	20	2	3.032
74	Luke Kerschall	R-R	6'0"	202	8/15/2022	Watserville, CA	Scottsdale, AZ	CINCINNATI	.150	17	60	2	9	0	1	4	2	15	0		
								A+ Cedar Rapids	.335	44	158	37	53	12	0	7	21	30	29	14	0.000
								AAA Wichita	.281	58	221	43	62	9	1	8	27	32	51	9	
87	Yunior Sverino	S-R	6'0"	203	10/2/1999	Santo Domingo Este, DR	Santo Domingo Este, DR	AAA St. Paul	.254	128	489	66	124	21	2	21	79	67	154	4	0.000
NO.	UTILITY (1):	B-T	HT.	WT.	BORN	BIRTHPLACE	RESIDENCE	2024 CLUB	AVG	G	AB	R	H	2B	3B	HR	RBI	BB	SO	SB	MLS
80	Jeleson Morales	R-R	5'8"	195	5/13/1999	La Victoria, VZ	La Victoria, VZ	AAA Wichita	.278	88	327	3	91	21	1	9	52	30	57	4	0.000
								AAA St. Paul	.358	17	53	12	19	7	1	1	7	6	11	2	



